

Modeling Code: Is Text All You Need?

Daniel Nichols¹ Konstantinos Parasyris² Harshitha Menon² Brian R. Bartoldson² Giorgis Georgakoudis²
Tal Ben-Nun² Abhinav Bhatele¹

Abstract

Code LLMs have become extremely popular recently for modeling source code across a variety of tasks, such as generation, translation, and summarization. However, transformer-based models are limited in their capabilities to reason through structured, analytical properties of code, such as control and data flow. Previous work has explored the modeling of these properties with structured data and graph neural networks. However, these approaches lack the generative capabilities and scale of modern LLMs. In this work, we introduce a novel approach to combine the strengths of modeling both code as text and more structured forms.

representations in an LLM, while the static graph-based representation of the code would be identical. This would require more complicated modeling on top of the LLM’s internal representation than with a graph-based approach.

Fixing this limitation of current code LLMs is valuable for many downstream tasks that rely on code analysis, including testing, debugging, security vulnerability detection, and performance optimization. If LLMs can robustly capture and utilize the structured properties of code, they can better assist developers with high-level reasoning, automatically suggesting safer or more efficient code. This would in turn reduce the development time and effort to produce high-quality software.

While it is important to develop models that merge the benefits of code LLMs and graph reasoning, it is also non-trivial. Graph neural networks are effective at modeling structured code information, but they lack the large-scale generative abilities of LLMs. Conversely, LLMs do not readily accommodate graph representations, and naive attempts to encode graphs into text often do not scale well or lose important structural information. Ideally, a new approach should build off of the modeling capacity and generative capabilities of modern LLMs and ameliorate them with better structured reasoning around code.

In this paper, we propose a solution that integrates graph-based reasoning into LLMs using a GNN soft prompting approach. Our method learns how to encode structured code representations into prompts that can be consumed by powerful pre-trained LLMs. To accomplish this, we propose a novel graph representation of LLVM intermediate representation (IR) that can be learned to be mapped into a language model’s embedding space. By bridging key information from graph-based analyses directly into the model’s latent space, we preserve the fidelity of structured reasoning, and achieve the flexibility and scale of modern LLMs.

1. Introduction

Modern large language models (LLMs) have shown remarkable promise in understanding and generating source code across tasks such as completion, translation, and summarization. By leveraging massive amounts of code data available, these models have demonstrated strong capabilities in modeling lexical and syntactic aspects of code. However, they tend to struggle in reasoning about more complex, structured properties of code.

One prominent shortcoming of current code LLMs is their difficulty in accurately modeling structured, analytical properties of code, such as control and data flow. These types of relationships are best captured by graph-based models and the sequential representations of transformers are not well-suited for this task. Without explicit awareness of this structure, LLMs tend to rely heavily on surface patterns in text and are prone to errors in tasks requiring understanding of code structural properties. An example consequence of this limitation is the lack of symmetry under semantic-preserving code transformations. Two versions of a code that do the exact same thing may lead to distant internal

2. Background

Below, we present the background on various structured graph representations of code and soft prompting for LLMs.

¹Department of Computer Science, University of Maryland, College Park, USA ²Center for Applied Scientific Computing, Lawrence Livermore National Laboratory, Livermore, USA. Correspondence to: Daniel Nichols <dnicho@umd.edu>, Abhinav Bhatele <bhatele@cs.umd.edu>.

2.1. Structured Code Representations

When employing ML techniques to model code properties it is often beneficial to represent the code in a structured form such as abstract syntax tree (AST) or control flow graph (CFG). The nature of code generally permits the construction of such structured representations and they are often more informative than the raw text and allow models to predict code properties with higher accuracy and less parameters.

The earliest approaches to modeling code with structured properties combined ASTs with statistical features of the code to predict properties such as the underlying algorithm (Mou et al., 2016b; Allamanis et al., 2018). These approaches used graph neural networks (GNNs) and custom tree convolutional networks to learn from the ASTs. However, more recent state-of-the-art approaches have had better success modeling graph constructions of intermediate representations (IR), such as LLVM IR (Cummins et al., 2021; Jamsaz et al., 2024). The former, ProGraML (Cummins et al., 2021), constructs a graph where each node is an IR instruction and edges represent control, call, and data flow in the program. This representation, paired with a GNN, is effective at tasks such as algorithm classification and relative performance prediction. The latter, Perfograph (Jamsaz et al., 2024), is an extension of this work that improves on the node embeddings in the graph construction. Other works have explored similar constructions of CFGs for security vulnerability modeling (Steenhoek et al., 2024).

2.2. Soft Prompting

Often when utilizing LLMs prompt engineering is necessary to find the right inputs to the model to achieve the desired output. However, this can be difficult as it is not systematic and must be done by hand. One could instead fine-tune a model for the desired tasks to enforce a stricter objective, however, this itself is time-consuming and requires a large amount of compute resources. Soft prompting is a technique that lies in between the two approaches where we instead learn how to optimally map inputs into the input space of an existing LLM. This allows us to use an existing LLM without the need to fine-tune it or hand engineer prompts. Soft prompting has been shown to be effective at learning how to better provide information to LLMs and condition them for particular downstream tasks (Lester et al., 2021; Li & Liang, 2021; Liu et al., 2023; Wang et al., 2023; Blau et al., 2024). Building on top of these works, recent papers have shown that GNN-based soft prompting can be effective at reasoning through structured properties of graphs (Liu et al., 2024; Perozzi et al., 2024).

3. Collecting IR Data at Scale

In order to learn from structured representations of code, we must first collect such data at a large enough scale for training purposes. In this section, we describe the process of collecting code and IR data at scale.

3.1. Collecting Pairs of Source Code and LLVM IR

While large code datasets already exist (Kocetkov et al., 2022; Lozhkov et al., 2024), they are limited to source code. When any meta-data is included, it is text data such as comments, documentation, git commits, schemas, etc. These datasets do not contain structured information such as abstract syntax trees (ASTs) or intermediate representation (IR) from compilers such as LLVM. While some of this data can be extracted from the source code, IR requires compilation, and hence, is non-trivial to collect from arbitrary codebases at scale. One large project, the ComPile dataset (Grossman et al., 2024), contains a large amount of LLVM IR bytecode, but does not contain the source code paired with it. To jointly learn from the source and IR, both of these are required as paired data.

To collect this data, we build off of the work in Grossman et al. (Grossman et al., 2024) and use the ComPile dataset as a starting point. We re-compile the C/C++ code in this dataset to LLVM IR and extract the corresponding source code from the metadata in the Spack package manager (Gamblin et al., 2015). Furthermore, we collect the IR data using LLVM 16, with a custom version of the `llvmlite` library, to retrieve better data and enable more transformations downstream. The IR is collected without optimizations as these can be applied with transformations using the `opt` tool in LLVM later. The final dataset totals approximately 2 million files of C/C++.

3.2. Collecting Synthetic Data

The dataset described above contains real-world, complete code files alongside their compiled LLVM IR. To expand this dataset, we further collect question and answer pairs from the code and IR. Each sample in this dataset is a quadruple of the form (source code, IR, question, answer). Questions and answers are generated synthetically using an LLM, namely GPT-4o (OpenAI et al., 2024), in a similar format to the data collection in (Wei et al., 2023). We provide a code snippet to the LLM and a random text snippet from the The Stack dataset (Lozhkov et al., 2024) to use as inspiration. Given the code and inspiration, the LLM is tasked with generating a question and answer pair about the snippet of code. This structure is particularly useful for the task of mapping IR and question pairs to answers, i.e. $IR \times Q \mapsto A$.

We collect another CodeQA dataset where question answer pairs are synthetically generated using an LLM and the

answers are somewhere in the context of the source code. For example, a sample has source code, a question, and an answer where the answer is simply a location (or locations) in the source code that answer the question. This dataset is useful for testing how well a model can reason through structural properties of the code. If the model can generate correct responses to questions about structural properties of the code, it is likely that it has learned to model the code at a deeper level than merely the source code as text.

4. An Improved Structured Graph Format

Next, we present an enhanced structured graph format designed to represent LLVM Intermediate Representation (LLVM IR) constructs with greater fidelity and granularity. Building upon prior work such as ProGraML, our approach incorporates additional node and edge types, enabling a richer modeling of the elements present in LLVM IR. The goal of these enhancements is to improve the expressivity of the graph representation and better capture the underlying semantics and dataflow relationships in the IR.

4.1. Design of the IRGraph Format

The graph format is inspired by similar representations of code, such as ProGraML and PerfoGraph, however, it uses a finer granularity to split IR statements into the graph. It further adds more node and edge types to better distinguish information on the graph. The final graph format, IRGraph, has six node types and eight edge types, which are described below.

Node Types

Value: Represents individual LLVM IR values, such as variables or constants.

Type: Encodes type information, such as integer or floating-point types, associated with LLVM IR values.

Size: Models container sizes or dimensionality information derived from type properties.

Module: Represents the LLVM IR module as a global context for values and functions.

Attributes: Captures function and argument attributes, including linkage, visibility, and calling conventions.

Instruction: Represents individual instructions in the LLVM IR, including their operation codes and alignment information.

Edge Types

Type: Connects a value to its associated type (value \rightarrow type).

Dataflow: Captures data dependencies, including definitions (instruction \rightarrow value) and uses (value \rightarrow instruction).

Attribute: Links values to their attributes (value \rightarrow at-

tribute).

CFG: Represents control flow between instructions (instruction \rightarrow instruction).

Size: Maps types to their associated sizes (type \rightarrow size).

Symbol: Connects the module to global values (module \rightarrow value).

Includes: Connects contained types (type \rightarrow type).

Contains: Connects constants and global variables to operands and initializers (value \rightarrow value).

This structure provides more comprehensive detail about the LLVM IR code beyond control and data flow, which are typically the only focus of graph code representations such as ProGraML and PerfoGraph. By incorporating more granular details, the representation is better able to capture nuanced relationships between different elements of the LLVM IR code. For example, attributes, symbols, and size information are crucial to understanding performance properties of code, which is a common task for graph-based code representations, yet none of the related works incorporated these details or only encapsulated them in a limited manner.

4.2. Graph Construction Process

The construction of the IRGraph representation begins with parsing LLVM Intermediate Representation (IR) files using LLVM 16, ensuring compatibility with the latest features and constructs of the language. A Python script and llvmlite Python bindings are used to extract nodes and edges, adhering to the structure described in the previous section. We updated portions of the llvmlite and numba libraries to support the parsing the needed LLVM IR constructs. Graphs are constructed and stored as PyTorch Geometric HeteroData objects.

We first construct nodes for values, types, instructions, attributes, and the module itself in the LLVM IR. Each node is assigned a unique feature vector that encodes its type-specific properties. For instance, value nodes include information about the kind of value they represent (e.g., constants, variables), while instruction nodes capture details such as the opcode. Type nodes encode structural details, including whether the type is scalar, vector, or array, and any associated dimensions.

Once the nodes are initialized, relationships between these components are identified and represented as edges. We first connect edges to the value nodes. These are the type, dataflow, and attribute edges. Type nodes are further connected to size nodes encoding the size of the type. Values are finally connected to the module they reside in using symbol edges. These are constructed as undirected edges to allow information to flow back to module nodes during GNN training. To encapsulate execution flow we connect instruction nodes in the graph using control flow edges to represent

the execution order of instructions. Finally, type nodes are connected to other type nodes using includes edges to represent type hierarchies, and value nodes are connected to other value nodes using contains edges to represent the relationship between constants and global variables and their operands and initializers.

One major distinction between our approach and prior work is the ability to represent entire compilation units. Previous works, such as ProGraML, focus on single functions and are not equipped to handle the entire IR module. Our approach is able to contextualize all of the information available in an IR file and represent it in the graph. This is a significant advantage as the code we desire to model is rarely a single function, but rather an entire program or compilation unit. For each entire program, we can construct an IR graph and store it as a PyTorch Geometric HeteroData object that encodes six node types and eight edge types. Furthermore, it stores feature vectors for each node in the graph based on the node type.

5. Learning From Text and Graphs

We now present our methodology for integrating graph-based modeling with LLMs through a GNN soft prompting approach. Our method learns how to encode structured code representations into prompts that can be input into existing pre-trained LLMs. By bridging key information from graph-based analyses directly into the model’s latent space, we achieve the flexibility and scale of LLMs while preserving the fidelity of structured modeling. We propose two new representations, the new graph format plus GNN, IRGraph, and the graph plus LLM representation, IRCoder.

5.1. IRGraph: Graph Masked Pre-Training

The first component of our architecture is a graph neural network (GNN) used to model the novel graph representation proposed in this work. The GNN is a heterogeneous GNN as the graph has multiple node and edge types. The nodes represent literals and statements in the LLVM IR, while the edges represent various relationships between them, such as caller-callee, data flow, etc. To learn from these heterogeneous graphs, we use a two layer GCN with message passing along each unique edge type.

Each layer in the model is a collection of message passing functions $\{f_1, f_2, \dots, f_n\}$, where each function f_i is a function that passes messages for edge type i . We utilize standard graph convolutions (Kipf & Welling, 2016) for message passing along individual edge types. For messages that share a destination node type, i.e. IR literals, we accumulate the passed messages. Since the `module` node type only has outgoing edges, we reciprocate the incoming edges to allow for information to be propagated to the `module`

nodes.

This model outputs tensors of shape $B \times |V| \times h_i$, where B is the batch size, $|V|$ is the number of nodes in the graph, and h_i is the node output embedding dimension. For graph level embeddings, we further aggregate along the node dimension using mean pooling. The resulting $B \times h_i$ tensor is then projected to the same dimension as the LLM’s token embedding space, E , using a linear layer.

This model is initially pre-trained using masked pre-training on the node values. We mask out a random subset of the node values and predict them using the other node values in the graph. Each training iteration a random node type is selected to be masked out and predicted. This pre-training step is crucial for learning the structure of the graph and the relationships between the nodes. Furthermore, it allows us to make use of the large amount of unlabeled data we have available in the IR dataset.

5.2. IRCoder: Soft Prompt Fine-Tuning

To align the graph-based encoder with a pretrained language model, we introduce a small set of learnable parameters acting as a prompt. Specifically, we prepend trainable vectors to the text embeddings of the LLM. To accomplish this, we compute one graph embedding \mathcal{G} of dimension E and $|V|$ node embeddings \mathcal{V}_i of dimension E of a particular source code. We then tokenize and embed the source code to \mathcal{T}_i using the LLM’s tokenizer. Using the graph embeddings and token embeddings, we construct the following input to the LLM:

$$[BOS, \mathcal{G}, \mathcal{V}_1, \dots, \mathcal{V}_{|V|}, \mathcal{T}_1, \dots, EOS]$$

The GNN outputs are combined with the token embeddings, allowing the model to attend to structural features while generating or classifying text. During fine-tuning we freeze the LLM weights and only update the GNN weights using backpropagation from the loss. This drastically reduces the compute, both memory and time, required to fine-tune the model. It further enables us to make use of existing LLMs without the need for full pre-training, which can be expensive and time consuming. One limitation of this approach is that it increases the use of the model’s context and may lead to requiring larger contexts to reasonably fit the graph in the prompt. Reducing the number of graph tokens is a potential future research direction, however, we rely on the recent scaling trends in model context windows to primarily mitigate this issue.

6. Experiments

In this section we highlight the benchmarks used for evaluating our approach, alongside the models and training procedures employed in our experiments.

6.1. Benchmarks

DevMap Dataset: The DevMap, previously used in (Cummins et al., 2021), dataset consists of OpenCL kernels annotated with their performance metrics on different hardware platforms, including a CPU, an NVIDIA GPU, and an AMD GPU. The primary task is to predict whether a given kernel will perform better on the CPU or the GPU based on its source code and intermediate representation (IR) graph. This task is divided into two subtasks: one focusing on predicting performance on the NVIDIA GPU and the other on the AMD GPU. The dataset provides a comprehensive benchmark for evaluating the effectiveness of our approach in understanding and predicting hardware-specific performance characteristics of OpenCL kernels. This benchmark reveals both source code (the OpenCL) and an LLVM IR graph making it an ideal test case for our approach.

Algorithm Classification: The POJ-104 dataset (Mou et al., 2016a) is used for the algorithm classification task. This dataset contains 104 different algorithm classes, each represented by multiple C++ programs. Each sample in the dataset includes the complete source code of an algorithm and its testing framework. From this we can compile and generate LLVM IR. The objective is to predict the algorithm class based on the provided source code and IR. This benchmark allows us to evaluate the capability of our approach in accurately classifying algorithms, demonstrating its effectiveness in understanding and distinguishing between different types of algorithms based on their code and IR features.

Vulnerability Detection: The Juliet test suite (jul, 2017) is utilized for the vulnerability detection task. This dataset comprises approximately 100,000 C++ samples, each having a version with and without a security vulnerability. The task is to predict whether a given code sample contains a vulnerability or not. We use pair-wise accuracy as the evaluation metric, which means the model must correctly identify both the vulnerable and non-vulnerable versions of each sample. Previous literature has demonstrated that pair-wise accuracy is a more realistic metric for evaluating vulnerability detection models. For each sample, the model is provided with the source code and its corresponding IR graph. This benchmark is critical for assessing the model’s ability to detect security vulnerabilities in code.

Code Translation: The ParEval benchmark (Nichols et al., 2024) is employed for the code translation task, which involves translating code from one parallel programming model to another. Specifically, we evaluate translations from sequential code to OpenMP, sequential code to MPI, and OpenMP code to CUDA. Each sample in this benchmark consists of a single C++ kernel, and the model’s objective is to predict the translated code. The translations are scored based on functional correctness. The ParEval benchmark

includes 60 problems for each execution model, covering 12 distinct problem types. This benchmark provides a rigorous test for assessing the ability of our approach to accurately translate code between different parallel programming models, ensuring functional correctness and performance. We use this benchmark as it enables us to evaluate the generative performance of the combined model; generative tasks are a key strength of the model as purely graph-based approaches are not well-suited to generative tasks.

6.2. Models and Training

We begin by evaluating the effectiveness of our new graph structure. To identify the optimal architecture for each task, we conduct an extensive architecture search across various GNN architectures, including Graph GCNs, Graph Attention Networks (GATs), and GraphSAGE. We enumerate different configurations of these architectures, varying the number of layers and hidden dimensions. This architecture search is done for each benchmark to determine the best overall configuration. Completing this search first enables us to use the best possible embeddings in the subsequent soft-prompting setup.

After identifying the best architecture, we proceed with a two-stage training process: masked pretraining followed by prompt fine-tuning. During the masked pretraining phase, we use the best performing GNN architecture and do masked node prediction to pre-train it on the large unlabeled IR dataset. This gives us a pre-trained graph model that can be further fine-tuned for soft-prompting.

Once pre-training is complete, we fine-tune the model using prompt-based learning. In this step, we use the pre-trained GNN and LLM to fine-tune the GNN further for soft-prompting. This fine-tuning is done over the large IR plus source code dataset, in addition to the synthetic datasets. We use cross entropy loss for next token prediction and only update the weights for the GNN with the backpropagated gradients. Fine-tuning is completed for one full epoch of the combined training datasets with a learning rate of $1e-4$ and the AdamW (Loshchilov & Hutter, 2017) optimizer.

7. Results

In this section we highlight the results of each of the benchmarks and further ablate portions of the IR graph representation.

7.1. Device Mapping

Figure 1 shows the results of the different representations on the DevMap benchmark. We compare the proposed IRGraph and IRCoder representations against baseline IR graph and LLM models, namely ProGraML and Deepseek-Coder-6.7b. The results are shown for each of the models

fine-tuned on the DevMap train set and evaluated on the DevMap test set. The LLMs are fine-tuned with a classification head instead of a language modeling head. The proposed representations both outperform the baselines. We see that just the IRGraph representation improves on the ProGraML graph model in predicting the faster device, CPU or GPU. Furthermore, the IRCoder model improves on the baseline language model demonstrating the capability of the soft-prompting technique to improve the modeling capacity of LLMs.

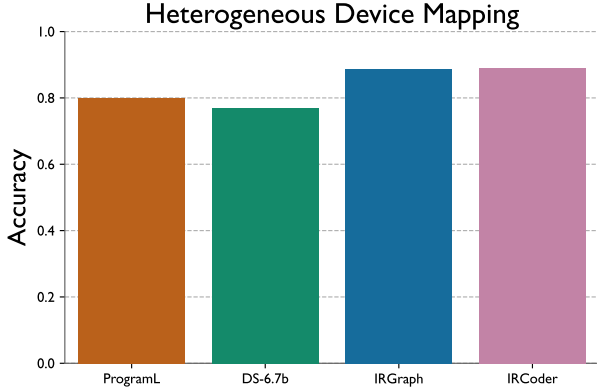


Figure 1. Accuracy scores from the DevMap benchmark. Both of the proposed representations outperform the respective baselines. The IRGraph graph representation improves on the ProGraML graph model, while the IRCoder language model builds on the graph to improve the language model.

7.2. Algorithm Classification

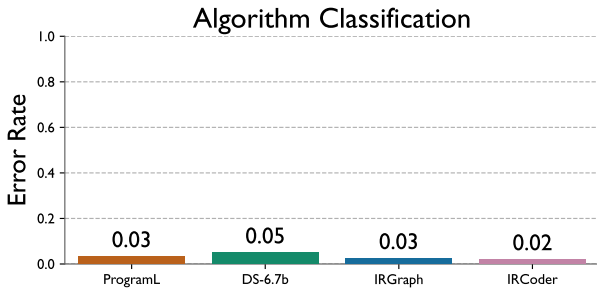


Figure 2. Error rate scores from the POJ-104 benchmark. All representations are strong at this task. The IRGraph representation scores the same as ProGraML while the IRCoder representation outperforms the Deepseek-Coder baseline.

The results on the POJ-104 benchmark are shown in Figure 2. Here we show the error rate for each representation on the task of classifying the code samples into one of 104 algorithm classes. The proposed IRGraph representation

performs on par with the ProGraML graph model, however, the Deepseek-Coder language model performs worse. The IRCoder model is able to combine the benefits of the LLM and IRGraph representations to outperform all baselines. These trends are consistent with the DevMap benchmark results.

7.3. Vulnerability Detection

The final classification benchmark, vulnerability detection, is shown in Figure 3. In this benchmark the model is shown a version of a C/C++ code from the Juliet dataset and is tasked with predicting if it is vulnerable or not. Following trends in recent literature we measure pair-wise accuracy where a correct prediction requires both the vulnerable and non-vulnerable versions of a sample to be correctly classified.

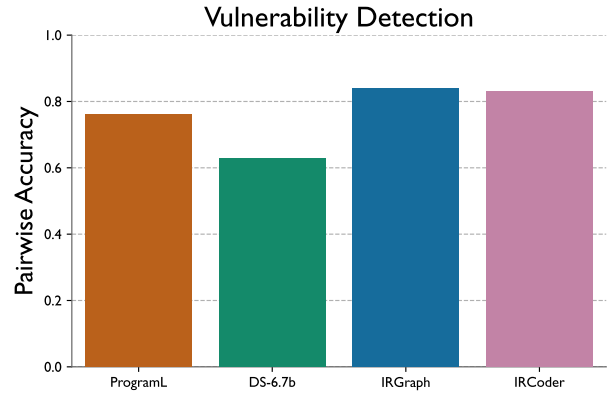


Figure 3. Pair-wise accuracy scores from the Juliet benchmark. Pairwise accuracy, where a correct prediction requires both the vulnerable and non-vulnerable versions of a sample to be correctly classified, is used as the evaluation metric. The IRGraph and IRCoder representations outperform the baselines.

We observe similar trends for vulnerability detection to the other two classification benchmarks. The IRGraph and IRCoder models outperform the baseline models. However, unlike the other two benchmarks we see slightly worse pair-wise accuracy for IRCoder than IRGraph, albeit the difference is small. Altogether, these results demonstrate the effectiveness of the proposed representations for modeling code properties. Furthermore, they demonstrate the effectiveness of incorporating structural information into language models for code understanding tasks.

7.4. Code Translation

The results on the ParEval benchmark are shown in Figure 4. Here the base LLM, Deepseek-Coder, is given a correct implementation of a function in one parallel programming model and asked to generate the equivalent implementation

in another model. The IRCoder model uses the same setup except with the IR graph of the source implementation provided in addition. This gives the model more context about the structure and properties of the code it is attempting to translate. Pass@1 scores are reported demonstrating the functional correctness of the generated code.

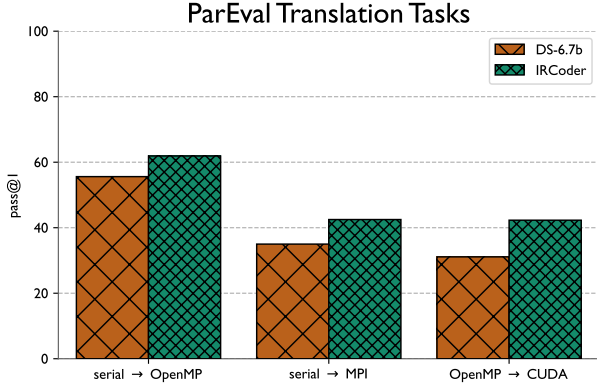


Figure 4. pass@1 scores from the ParEval benchmark comparing Deepseek-Coder and IRCoder. The IRCoder model is better able to translate code when provided with the IR graph during translation. The most pronounced improvement is for the OpenMP to CUDA translation.

We observe a substantial increase in correctness of the translated code between the base LLM and IRCoder. This trend is observed across all translation tasks: sequential to OpenMP, sequential to MPI, and OpenMP to CUDA. The most prominent improvement is for OpenMP to CUDA translation. We hypothesize this is due to the OpenMP and CUDA code being the most similar in terms of structure meaning the LLM is able to better use the structural information available in the IR graph.

Improving generative tasks is a key strength of the proposed model. Even though the GNN-only models are able to get comparable modeling performance with significantly less parameters, they are not suited to generative tasks. Being able to reason about and understand deep code structures is an important capability for a code LLM to have as it allows for more accurate and contextually aware code generation.

7.5. IRGraph Ablation

To better understand the proposed graph representation, we perform ablation studies to determine the importance of different node and edge types. Figure 5 shows the results of ablation studies on the IRGraph representation. Results are collected by removing individual node and edge types from the graphs and training the GNN model on the reduced graphs. In some cases, this requires making edges bi-directional to prevent graphs where node types have no

incoming edges and information cannot be propagated to them during message passing. Results are shown for both the DevMap and algorithm classification benchmarks.

The results from the ablation study show that certain node types are more critical for the model’s performance. Specifically, the removal of value and instruction nodes leads to a significant drop in accuracy. Conversely, the removal of IR attribute nodes has a minimal impact on performance, suggesting that these nodes contribute less to the overall model accuracy. The performance drops are more significant for the device mapping benchmark, than for algorithm classification, however, the trends are the same. This is likely due to the device mapping task being a more complex task that requires more information from the IR graph.

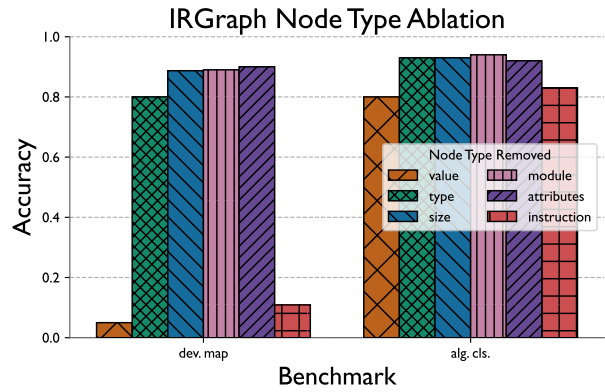


Figure 5. Ablation study by removing node types from the IR-Graph representation. We see that value and instruction node types are the most important data points for modeling the IR. The IR attributes are the least important and only reduce the accuracy by less than 1% when removed.

A similar ablation study for the edge types is shown in Figure 6. Here we observe the type and dataflow edges having the most significant impact on the model’s performance. Surprisingly, other edge types have a minimal impact on accuracy. Most notable is the removal of control flow edges, which only reduces accuracy by 4 percentage points from the full model for the DevMap benchmark. As with the node ablation study, the trends are consistent, but less pronounced for the algorithm classification benchmark. The type and dataflow edges lead to the largest drop in accuracy when removed, but only by 3 percentage points for the algorithm classification benchmark.

For both the node and edge ablation studies, we observe that the full IRGraph representation outperforms all ablated versions, suggesting that all node and edge types contribute to the model’s performance. However, some types contribute significantly less than others. As removing components never leads to better performance there is no need to strip

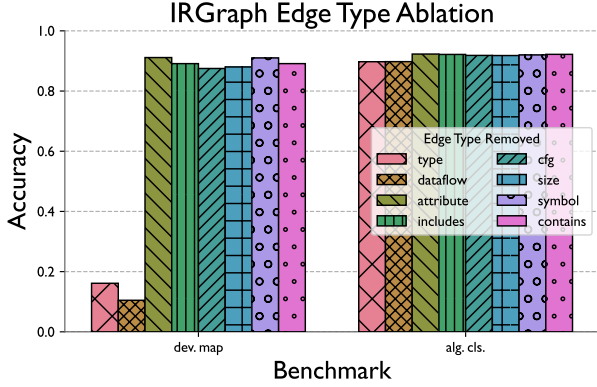


Figure 6. Ablation study by removing edge types from the IRGraph representation. We see that type and dataflow edges are the most important for the model’s performance, while the other edge types have a minimal impact on accuracy.

them from the final graph format.

8. Related Work

Several other works have been proposed to address the problem of reasoning about graphs in LLMs. Fatemi et al. introduced an approach for encoding graphs within the prompt of an LLM (Fatemi et al., 2023). This work unrolled graphs directly into the prompt as text, allowing the model to directly take the graph as input without any architectural modifications. A follow-up work took this approach further by embedding graphs into the prompt using a GNN (Peruzzi et al., 2024). Our work builds on top of the latter approach by focusing on code, introducing a new graph structure that is tailored to the IR of code, and expanding the type and amount of graph training data. The latter study only trains the GNN using a small number of graph Q+A samples, while we train on a large dataset of IR graphs. Furthermore, we evaluate our approach on tasks beyond Q+A benchmarks.

Other works have explored integrating structured code information into a code LLM. Two notable and related examples are GraphCodeBERT (Guo et al., 2021) and UniX-coder (Guo et al., 2022). Both works are based on the BERT architecture and use ASTs and/or dataflow graphs alongside a novel attention masking scheme to weight tokens based on the graph structure. This approach is, however, limited in that it cannot encode complex graph structures in the token sequence and only changes how existing code tokens are interpreted. It is further limited by the need to unroll the AST into the token sequence. This consumes valuable context space and increases the compute requirements of the model’s attention mechanism.

9. Conclusion

In this work, we introduced a novel approach for integrating structured graph-based representations into LLMs through GNN-based soft prompting. By leveraging LLVM IR and constructing enhanced program graphs, we demonstrated that structured code representations can be effectively embedded into LLMs, improving their ability to reason about control flow, data flow, and other analytical properties of source code.

We accomplished this by first introducing a new graph structure of LLVM IR to represent programs. We then demonstrated how to embed these graphs into an LLM’s embedding space using a GNN and soft prompting. Using this approach, we trained a combined IR graph and text model, and evaluated it on several code modeling and generation benchmarks. It was shown that the model outperforms the baseline LLM and graph models on all benchmarks, demonstrating the effectiveness of our approach. This work opens up new directions for combining structured and unstructured representations in code intelligence tasks, and we believe that this approach will be beneficial for a wide range of code understanding tasks in the future.

Acknowledgements

This work was performed under the auspices of the U.S. Department of Energy by Lawrence Livermore National Laboratory (LLNL) under Contract DE-AC52-07NA27344 (LLNL-CONF-2003845). This work was supported in part by the LLNL LDRD Program under Projects No. 23-ERD-022.

Impact Statement

This paper presents work whose goal is to advance the field of Machine Learning. There are many potential societal consequences of our work, none which we feel must be specifically highlighted here.

References

- Juliet test suite v1.3, 2017. URL <https://samate.nist.gov/SRD/testsuite.php>.
- Allamanis, M., Brockschmidt, M., and Khademi, M. Learning to represent programs with graphs. In *International Conference on Learning Representations*, 2018. URL <https://openreview.net/forum?id=BJOFETxR->.
- Blau, T., Kimhi, M., Belinkov, Y., Bronstein, A., and Baskin, C. Context-aware prompt tuning: Advancing in-context learning with adversarial methods, 2024. URL <https://arxiv.org/abs/2410.17222>.

- Cummins, C., Fisches, Z. V., Ben-Nun, T., Hoefler, T., O’Boyle, M. F. P., and Leather, H. Programl: A graph-based program representation for data flow analysis and compiler optimizations. In Meila, M. and Zhang, T. (eds.), *Proceedings of the 38th International Conference on Machine Learning*, volume 139 of *Proceedings of Machine Learning Research*, pp. 2244–2253. PMLR, 18–24 Jul 2021. URL <https://proceedings.mlr.press/v139/cummins21a.html>.
- Fatemi, B., Halcrow, J., and Perozzi, B. Talk like a graph: Encoding graphs for large language models, 2023. URL <https://arxiv.org/abs/2310.04560>.
- Gamblin, T., LeGendre, M., Collette, M. R., Lee, G. L., Moody, A., de Supinski, B. R., and Futral, S. The spack package manager: bringing order to hpc software chaos. In *SC15: International Conference for High-Performance Computing, Networking, Storage and Analysis*, Los Alamitos, CA, USA, nov 2015. IEEE Computer Society. doi: 10.1145/2807591.2807623. URL <https://doi.ieeecomputersociety.org/10.1145/2807591.2807623>.
- Grossman, A., Paehler, L., Parasyris, K., Ben-Nun, T., Hegna, J., Moses, W. S., Diaz, J. M. M., Trofin, M., and Doerfert, J. Compile: A large IR dataset from production sources. *Journal of Data-centric Machine Learning Research*, 2024. ISSN XXXX-XXXX. URL <https://openreview.net/forum?id=iO9azp1LjQ>. Dataset Certification.
- Guo, D., Ren, S., Lu, S., Feng, Z., Tang, D., Liu, S., Zhou, L., Duan, N., Svyatkovskiy, A., Fu, S., Tufano, M., Deng, S. K., Clement, C., Drain, D., Sundaresan, N., Yin, J., Jiang, D., and Zhou, M. Graphcodebert: Pre-training code representations with data flow, 2021. URL <https://arxiv.org/abs/2009.08366>.
- Guo, D., Lu, S., Duan, N., Wang, Y., Zhou, M., and Yin, J. Unixcoder: Unified cross-modal pre-training for code representation, 2022. URL <https://arxiv.org/abs/2203.03850>.
- Jamsaz, A. T., Mahmud, Q. I., Chen, L., Ahmed, N. K., and Jannesari, A. Perfograph: a numerical aware program graph representation for performance optimization and program analysis. In *Proceedings of the 37th International Conference on Neural Information Processing Systems*, NIPS ’23, Red Hook, NY, USA, 2024. Curran Associates Inc.
- Kipf, T. N. and Welling, M. Semi-supervised classification with graph convolutional networks. *CoRR*, abs/1609.02907, 2016. URL <http://arxiv.org/abs/1609.02907>.
- Kocetkov, D., Li, R., Ben Allal, L., Li, J., Mou, C., Muñoz Ferrandis, C., Jernite, Y., Mitchell, M., Hughes, S., Wolf, T., Bahdanau, D., von Werra, L., and de Vries, H. The stack: 3 tb of permissively licensed source code. *Preprint*, 2022.
- Lester, B., Al-Rfou, R., and Constant, N. The power of scale for parameter-efficient prompt tuning, 2021. URL <https://arxiv.org/abs/2104.08691>.
- Li, X. L. and Liang, P. Prefix-tuning: Optimizing continuous prompts for generation. *CoRR*, abs/2101.00190, 2021. URL <https://arxiv.org/abs/2101.00190>.
- Liu, X., Zheng, Y., Du, Z., Ding, M., Qian, Y., Yang, Z., and Tang, J. Gpt understands, too, 2023. URL <https://arxiv.org/abs/2103.10385>.
- Liu, Z., He, X., Tian, Y., and Chawla, N. V. Can we soft prompt llms for graph learning tasks? In *Companion Proceedings of the ACM Web Conference 2024*, WWW ’24, pp. 481–484. ACM, May 2024. doi: 10.1145/3589335.3651476. URL <http://dx.doi.org/10.1145/3589335.3651476>.
- Loshchilov, I. and Hutter, F. Fixing weight decay regularization in adam. *CoRR*, abs/1711.05101, 2017. URL <http://arxiv.org/abs/1711.05101>.
- Lozhkov, A., Li, R., Allal, L. B., Cassano, F., Lamy-Poirier, J., Tazi, N., Tang, A., Pykhtar, D., Liu, J., Wei, Y., Liu, T., Tian, M., Kocetkov, D., Zucker, A., Belkada, Y., Wang, Z., Liu, Q., Abulkhanov, D., Paul, I., Li, Z., Li, W.-D., Risdal, M., Li, J., Zhu, J., Zhuo, T. Y., Zheltonozhskii, E., Dade, N. O. O., Yu, W., Krauß, L., Jain, N., Su, Y., He, X., Dey, M., Abati, E., Chai, Y., Muennighoff, N., Tang, X., Oblokulov, M., Akiki, C., Marone, M., Mou, C., Mishra, M., Gu, A., Hui, B., Dao, T., Zebaze, A., Dehaene, O., Patry, N., Xu, C., McAuley, J., Hu, H., Scholak, T., Paquet, S., Robinson, J., Anderson, C. J., Chapados, N., Patwary, M., Tajbakhsh, N., Jernite, Y., Ferrandis, C. M., Zhang, L., Hughes, S., Wolf, T., Guha, A., von Werra, L., and de Vries, H. Starcoder 2 and the stack v2: The next generation, 2024.
- Mou, L., Li, G., Zhang, L., Wang, T., and Jin, Z. Convolutional neural networks over tree structures for programming language processing. In *Proceedings of the Thirtieth AAAI Conference on Artificial Intelligence*, AAAI’16, pp. 1287–1293. AAAI Press, 2016a.
- Mou, L., Li, G., Zhang, L., Wang, T., and Jin, Z. Convolutional neural networks over tree structures for programming language processing. In *Proceedings of the Thirtieth AAAI Conference on Artificial Intelligence*, AAAI’16, pp. 1287–1293. AAAI Press, 2016b.

Nichols, D., Davis, J. H., Xie, Z., Rajaram, A., and Bhatele, A. Can large language models write parallel code? In *Proceedings of the 33rd International Symposium on High-Performance Parallel and Distributed Computing*, HPDC '24, New York, NY, USA, 2024. Association for Computing Machinery.

OpenAI, Hurst, A., and et al. Gpt-4o system card, 2024. URL <https://arxiv.org/abs/2410.21276>.

Perozzi, B., Fatemi, B., Zelle, D., Tsitsulin, A., Kazemi, M., Al-Rfou, R., and Halcrow, J. Let your graph do the talking: Encoding structured data for llms, 2024. URL <https://arxiv.org/abs/2402.05862>.

Steenhoek, B., Gao, H., and Le, W. Dataflow analysis-inspired deep learning for efficient vulnerability detection. In *Proceedings of the IEEE/ACM 46th International Conference on Software Engineering*, ICSE '24, New York, NY, USA, 2024. Association for Computing Machinery. ISBN 9798400702174. doi: 10.1145/3597503.3623345. URL <https://doi.org/10.1145/3597503.3623345>.

Wang, Z., Panda, R., Karlinsky, L., Feris, R., Sun, H., and Kim, Y. Multitask prompt tuning enables parameter-efficient transfer learning, 2023. URL <https://arxiv.org/abs/2303.02861>.

Wei, Y., Wang, Z., Liu, J., Ding, Y., and Zhang, L. Magi-coder: Source code is all you need. *arXiv preprint arXiv:2312.02120*, 2023.