

Finding the Smallest Possible Exact Aggregation of a Markov Chain

Bachelor's thesis of
Patrick Sonnentag
1233353

University of the Bundeswehr Munich
Department of Computer Science

Finding the Smallest Possible Exact Aggregation of a Markov Chain

Bachelor's thesis of
Patrick Sonnentag
1233353

Supervisor: Prof. Dr. Markus Siegle
Second Examiner: Prof. Dr. Maximilian Moll
Advisor: Fabian Michel

Submission date: 25.04.2025

University of the Bundeswehr Munich
Department of Computer Science

Abstract

Markov chains are an important tool for modelling and evaluating systems in computer science, economics, biology and numerous other fields. Thus, approximating Markov chains is a useful tool for decreasing the computational effort needed for analysis by reducing the size of the state space. So far, most approximative algorithms focused on finding approximations, which are, again, Markov chains. We remove this restriction and present an algorithm using the Arnoldi iteration. Further, we show that if these approximations are without error, they are of minimal size. Lastly, we implement the algorithm for Markov chains via the Arnoldi iteration. If another type of aggregation, so-called Exlump aggregations, can find an exact aggregation for a Markov chain, they usually yield similar or smaller errors at much lower runtime. On the contrary, approximations computed via the Arnoldi iteration can find usable aggregations where Exlump yields none. Still, runtime is a primary concern, as our criterion for determining the approximate state space size is exceptionally costly. As such, further work is needed to decrease the runtime of the Arnoldi approach.

Kurzfassung

Markov-Ketten sind ein wichtiges Instrument zur Modellierung und Bewertung von Systemen in der Informatik, den Wirtschaftswissenschaften, der Biologie und vielen anderen Disziplinen. Das Approximieren von Markov-Ketten ist daher wichtig, um den Rechenaufwand zur Analyse zu verringern, indem die Zustandsgröße verkleinert wird. Bislang konzentrierten sich die meisten Algorithmen auf das Finden von Approximationen, die wieder Markov-Ketten sind. Wir heben diese Einschränkung auf und stellen einen Algorithmus vor, der die Arnoldi-Iteration verwendet, um solche Näherungen zu berechnen. Außerdem zeigen wir, dass diese Approximationen, wenn sie keine Fehler aufweisen, von minimaler Größe sind. Schließlich implementieren wir die Approximationsmethode für Markov-Ketten über die Arnoldi-Iteration. Wenn eine andere Art der Aggregation, die so genannten Exlump-Aggregationen, eine exakte Aggregation für eine Markov-Kette finden kann, führt sie in der Regel zu ähnlichen oder kleineren Fehlern bei deutlich geringerer Laufzeit. Andererseits finden Näherungen, die über die Arnoldi-Iteration berechnet werden, sogar brauchbare Aggregationen, wo Exlump keine liefert. Dennoch ist die Laufzeit ein großes Problem, da unser Kriterium zur Bestimmung der Größe des approximierten Zustandsraums sehr zeitintensiv ist. Daher ist weitere Arbeit erforderlich, um die Laufzeit des Arnoldi-Ansatzes zu verringern.

Contents

1. Introduction	1
2. Theoretical preliminaries	3
2.1. Markov chains and their aggregation	3
2.2. Error bounding approximated transient distributions	7
2.3. Arnoldi iteration	10
3. Finding small aggregations	17
3.1. Exact and initially exact aggregations	17
3.2. Aggregations under error bounds	20
4. Numerical implementation	23
4.1. Computing Arnoldi aggregations	23
4.1.1. Normalizing approximated transient distributions	23
4.1.2. Floating-point errors	24
4.1.3. Determining convergence	27
4.1.4. Runtime and memory complexity	29
4.2. Models and methodology	31
4.3. Review	32
4.3.1. Validating the theory	32
4.3.2. Comparison to Exlump aggregations	36
5. Conclusion	43
5.1. Results	43
5.2. Outlook	44
Abbreviations	45
List of Figures	47
List of Algorithms	47
List of Tables	47
Bibliography	49
A. Source code	51

1. Introduction

Markov chains are used to model many different types of systems. Such models include computer systems [14, 23], biological or chemical processes [12, 15] and economic systems [20]. These applications can yield very large Markov chains, for which an ordinary numerical analysis may no longer be computationally feasible. This intractability can be remedied by reducing the size of a Markov chain while keeping important features. As such, reduction of the computational effort needed for analysis through state space reduction of a Markov chain has been studied in, for example, [1, 6, 10, 18, 20]. However, all algorithms presented in the above papers reduce the state space so that the smaller system is again a Markov chain. We remove this restriction, giving us greater freedom to choose such a reduction. Specifically, we want the reduced system to, in some way, span the same, or a similar, subspace as the original system. We achieve this by using the Arnoldi iteration, which was initially intended for approximating eigenvalues and -vectors.

We introduce basic notions such as Markov chains and the Arnoldi iteration in Chapter 2. This chapter serves as an introduction for the uninitiated. As such, we provide a detailed explanation of existing results with no new content. Then, in Chapter 3, we combine the Arnoldi iteration with Markov chains to provide a theoretical description of how we can use the Arnoldi iteration to find aggregations of a given Markov chain. We further show that the already known error bounds for aggregations can be tight in this special case. In Chapter 4, we analyse the implementation of this novel aggregation method to show where numerical errors might arise, how to combat them, and how it behaves in terms of runtime and memory complexity. We further give a heuristic to determine when the aggregation best approximates the original Markov chain. Lastly, we compare this aggregation method to another one on a range of different models and their respective Markov chains. In the end, in Chapter 5, we summarize the results and give an outlook on where this aggregation method might be improved in what ways.

2. Theoretical preliminaries

This chapter serves the purpose of putting together the theoretical framework that will serve as the foundation of our ideas. In Section 2.1, we will formally introduce the notion of discrete-time Markov chains and their aggregations. Section 2.2 looks at how to determine the error made by aggregating a Markov chain. Lastly, we look at the so-called Arnoldi iteration in Section 2.3, originally devised to calculate eigenvalues and eigenvectors. However, we will later use it as a method of finding aggregations of Markov chains.

2.1. Markov chains and their aggregation

Roughly speaking, a Markov chain is a random process in which the probability for the next state of this process depends solely on its current state. It may be easier to view such a process as the random traversal of a weighted and directed graph. Intuitively, these two situations are equivalent: At each node of the graph, corresponding to a state in the process, we can only travel along an outgoing edge to the next node or state. We select which edge to take by looking at its weight. More precisely, we need the weight of an edge (a, b) to be the probability that we switch from state a to b in the process. Take, for example:

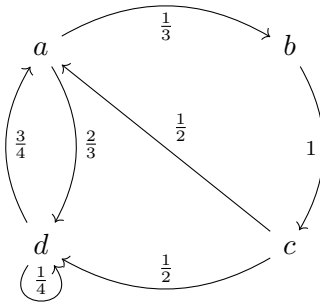


Figure 2.1.: A weighted, directed graph representing a Markov chain with four states

We can see the probability of reaching each state depending on the current state. If we are in state a , we can move to b with probability $\frac{1}{3}$ or to d with $\frac{2}{3}$. One cannot reach state c in one step if we are in state a , as no edge connects the two corresponding nodes. However, usually, we want to know more than what state we will probably end up in the next step, for example, knowing the same after arbitrarily many steps. In many applications, this question is central. For instance, in a variant of the so-called *Ressource Reservation Protocol*, seen in [23], each device in a network is modelled as a Markov chain, with states for it not using any resources, requesting resources, giving them back, and so on. To be able to make predictions about when a network using this protocol reaches its finite capacity, one needs to determine the likelihood of each device being in a particular state.

2. Theoretical preliminaries

For this section, we take the definitions directly related to Markov chains from [9] while only partially changing minor things like the naming of indices. Additionally, a ‘marginal distribution’ there is called a ‘transient distribution’ here.

Definition 2.1.1 (Discrete-time Markov chain (DTMC)). A *discrete-time Markov chain* with finite *state space* $S := \{1, \dots, n\}$ is a sequence of random variables $X_0, X_1, \dots \in S$ where for all k it is

$$P(X_{k+1} = x \mid X_0 = x_0, X_1 = x_1, \dots, X_k = x_k) = P(X_{k+1} = x \mid X_k = x_k).$$

From here on, we will always refer to a DTMC when mentioning just Markov chains.

Definition 2.1.2 (Transition matrix). The *transition matrix* $\mathbf{P} \in \mathbb{R}^{n \times n}$, holding all *transition probabilities* of a Markov chain, has the entries

$$\mathbf{P}(i, j) := P(X_{k+1} = j \mid X_k = i).$$

Usually, the transition matrix is the sole descriptor of a Markov chain, as the matrix size immediately indicates the state space size.

Definition 2.1.3 (Initial and transient distribution). Given a Markov chain and an *initial distribution* $p_0 \in \mathbb{R}^n$, meaning we have $p_0(i) = P(X_0 = i)$, we call

$$(P(X_k = 1), \dots, P(X_k = n))^T \in \mathbb{R}^n$$

the *k-step transient distribution* p_k of the Markov chain with starting distribution p_0 .

Proposition 2.1.4. *Given a Markov chain with an initial distribution $p_0 \in \mathbb{R}^n$, we can represent any k-step transient distribution as $p_0^T \mathbf{P}^k$.*

Proof. We proceed by induction on k . For the base case $k = 0$, we get

$$p_0^T \mathbf{P}^0 = p_0^T \mathbf{I} = p_0^T \stackrel{\text{Def. 2.1.3}}{=} (P(X_0 = 1), \dots, P(X_0 = n)).$$

In the inductive step, one can reason with the induction hypothesis (IH) and $j \in S$ that

$$\begin{aligned} (p_0^T \mathbf{P}^{k+1})(j) &= (p_0^T \mathbf{P}^k \mathbf{P})(j) \\ &\stackrel{\text{IH}}{=} ((P(X_k = 1), \dots, P(X_k = n)) \mathbf{P})(j) = \sum_{i \in S} P(X_k = i) \mathbf{P}(i, j) \\ &\stackrel{\text{Def. 2.1.2}}{=} \sum_{i \in S} P(X_k = i) P(X_{k+1} = j \mid X_k = i) = P(X_{k+1} = j). \end{aligned} \quad \square$$

We further define

Definition 2.1.5 (Stationary distribution). Given a Markov chain through the transition matrix $\mathbf{P} \in \mathbb{R}^{n \times n}$, we call a probability distribution $p \in \mathbb{R}^n$ a *stationary distribution* of the Markov chain, if, and only if

$$p^T \mathbf{P} = p^T.$$

As mentioned before in the introduction, computing transient probabilities of a Markov chain is elementary in many applications. We also know that the naive way of calculating a k -step transient distribution boils down to k vector-matrix multiplications. So, if we use a Markov chain with n states, the runtime is in $\mathcal{O}(n^2k)$. Thus, reducing the state space size is ideal to reduce runtime while still being able to compute the transient distributions. The so-called exact state space aggregation of a Markov chain enables precisely this. There, we find some linear function acting on a smaller-dimensional space, which behaves the same in some way. This means we can transform the results back to the larger original space to get any transient distribution with no loss of information.

The definitions needed for aggregations, as presented here, are taken from [18, pp. 3, 9].

Definition 2.1.6 (State space aggregation of dimension m). Given $n, m \in \mathbb{N}$ with $m \leq n$ and a Markov chain as its transition matrix $\mathbf{P} \in \mathbb{R}^{n \times n}$ along with an initial distribution $p_0 \in \mathbb{R}$, we call any $\mathbf{\Pi} \in \mathbb{R}^{m \times m}$ the *aggregated step matrix*, $\mathbf{A} \in \mathbb{R}^{m \times n}$ the *disaggregation matrix* and arbitrary $\pi_0 \in \mathbb{R}^m$ the *aggregated initial vector*.

When referring to a state space aggregation, we will mainly just speak of an aggregation. Even though $\mathbf{\Pi}$ and π_0 do not necessarily have to describe a Markov chain or distribution, respectively, we will still treat them like one, as in Proposition 2.1.4. Furthermore, we still say that the state space size of the aggregation is m , although technically, we do not explicitly have discrete states.

Definition 2.1.7 (Aggregated transient distribution). Given an aggregation of a Markov chain and $k \in \mathbb{N} \setminus \{0\}$, we call

$$\pi_k^\top := \pi_0^\top \mathbf{\Pi}^k$$

the *k -step aggregated transient distribution*.

Definition 2.1.8 (Approximated transient distribution). Once more, given an aggregation and $k \in \mathbb{N}$,

$$\tilde{p}_k^\top := \pi_k^\top \mathbf{A} \in \mathbb{R}^n$$

denotes the *k -step approximated transient distribution*.

Definition 2.1.9 (Aggregated and approximated stationary distribution). Given an aggregation of a Markov chain, we call $\pi \in \mathbb{R}^m$ with

$$\pi^\top \mathbf{\Pi} = \pi^\top$$

an *aggregated stationary distribution*, if the *approximated stationary distribution*

$$\tilde{p}^\top := \pi^\top \mathbf{A} \in \mathbb{R}^n$$

has that $\|\tilde{p}\|_1 = 1$ holds true.

Importantly, such a π must not always exist. In such cases, it can be useful to merely desire something of the form of $\pi^\top \mathbf{\Pi} \approx \pi^\top$. As the notation already suggests, \tilde{p}_k and \tilde{p} should approximate p_k and p respectively. To further formalize this idea, we now look at ways to restrict an aggregation such that $p_k = \tilde{p}_k$ holds for at least some or maybe even all k .

2. Theoretical preliminaries

Definition 2.1.10 ((Dynamic-) Exact aggregation). The aggregation of a Markov chain is *dynamic-exact* if, and only if,

$$\Pi \mathbf{A} = \mathbf{A} \mathbf{P}.$$

If further $\pi_0^\top \mathbf{A} = p_0$ holds, then the aggregation is *exact*.

This may initially seem somewhat disconnected from our initial idea of describing the quality of an aggregation. Nevertheless, closer inspection shows a connection between these two things.

Proposition 2.1.11. *For an aggregation with aggregated stationary distribution, it holds that*

$$\Pi \mathbf{A} = \mathbf{A} \mathbf{P} \text{ and } \pi_0^\top \mathbf{A} = p_0 \implies \forall k \in \mathbb{N} : \pi_0^\top \Pi^k \mathbf{A} = p_0^\top \mathbf{P}^k \text{ and } \tilde{p}^\top \mathbf{P} = \tilde{p}.$$

Proof. We proceed by induction on k . Set $k = 0$ for the base case, yielding

$$\pi_0^\top \Pi^0 \mathbf{A} = \pi_0^\top \mathbf{A} = p_0,$$

enabling us to move on to the inductive step. For the IH, assume that we have $\pi_0^\top \Pi^k \mathbf{A} = p_0^\top \mathbf{P}^k$ for some $k \in \mathbb{N}$. Then, with

$$\pi_0^\top \Pi^{k+1} \mathbf{A} = \pi_0^\top \Pi^k \Pi \mathbf{A} = \pi_0^\top \Pi^k \mathbf{A} \mathbf{P} \stackrel{\text{IH}}{=} p_0^\top \mathbf{P}^k \mathbf{P} = p_0^\top \mathbf{P}^{k+1},$$

we finish the proof for all transient distributions. Note that the assumption of there being a π was not needed yet. We only need it to show

$$\pi^\top \Pi \mathbf{A} = \pi^\top \mathbf{A} \mathbf{P} \iff \pi^\top \mathbf{A} = \tilde{p}^\top \mathbf{P} \iff \tilde{p}^\top = \tilde{p}^\top \mathbf{P}. \quad \square$$

This proposition is relevant because it shows us that for any exact aggregation, $p_k = \tilde{p}_k$, which is just what we want from an ideal aggregation. Of course, it may also be worth looking at aggregations where this holds for only some k , as those are probably easier to find. Furthermore, it would be ideal if Proposition 2.1.11 were an equivalence, as this would show these concepts to be one and the same. Unfortunately, the best we can get is the weaker:

Proposition 2.1.12. *If for an aggregation, $\pi_0^\top \Pi^k \mathbf{A} = p_0^\top \mathbf{P}^k$ holds for all k , and if further there are pairwise distinct indices $i_0, \dots, i_{m-1} \in \mathbb{N}$ with $\pi_{i_0}, \dots, \pi_{i_{m-1}}$ linearly independent, the aggregation is exact.*

Proof. Through the calculation

$$\begin{aligned} p_0^\top \mathbf{P}^k &= \pi_0^\top \Pi^k \mathbf{A} = \pi_0^\top \Pi^k \mathbf{A} - \pi_0^\top \Pi^{k-1} \mathbf{A} \mathbf{P} + \pi_0^\top \Pi^{k-1} \mathbf{A} \mathbf{P} \\ &= \pi_0^\top \Pi^{k-1} (\Pi \mathbf{A} - \mathbf{A} \mathbf{P}) + p_0^\top \mathbf{P}^k \end{aligned}$$

we see that $\pi_0^\top \Pi^{k-1} (\Pi \mathbf{A} - \mathbf{A} \mathbf{P}) = (0, \dots, 0)$. Now we observe the resulting linear combination

$$\pi_0^\top \Pi^{k-1} (\Pi \mathbf{A} - \mathbf{A} \mathbf{P}) \stackrel{\text{Def. 2.1.7}}{=} \sum_{i=1}^m \pi_{k-1}(i) (\Pi \mathbf{A} - \mathbf{A} \mathbf{P})(i) = (0, \dots, 0), \quad (2.1)$$

where $(\Pi \mathbf{A} - \mathbf{A} \mathbf{P})(i)$ is the i -th row of $\Pi \mathbf{A} - \mathbf{A} \mathbf{P}$. Without loss of generality, we may assume that $i_0 < \dots < i_{m-1}$. Equation (2.1) holds especially for $i_0 + 1 \leq k \leq i_{m-1} + 1$ too. As $\pi_{i_0}, \dots, \pi_{i_{m-1}}$ are linearly independent,

$$\text{span} \{ \pi_{i_0}^\top (\Pi \mathbf{A} - \mathbf{A} \mathbf{P}), \dots, \pi_{i_{m-1}}^\top (\Pi \mathbf{A} - \mathbf{A} \mathbf{P}) \} = \text{rowsp}(\Pi \mathbf{A} - \mathbf{A} \mathbf{P})$$

But we know each vector in this span to be the zero-vector, thus $\text{rowsp}(\Pi \mathbf{A} - \mathbf{A} \mathbf{P}) = \{ \mathbf{0} \}$, which implies that $\Pi \mathbf{A} = \mathbf{A} \mathbf{P}$. Lastly, the second condition for exactness follows immediately from the special case of $k = 0$. \square

Note that the added condition of there being pairwise distinct indices $i_0, \dots, i_{m-1} \in \mathbb{N}$ with $\pi_{i_0}, \dots, \pi_{i_{m-1}}$ linearly independent in Proposition 2.1.12 cannot be relaxed. If there were fewer such vectors π_{i_j} , they could no longer span $\text{rowsp}(\Pi\mathbf{A} - \mathbf{A}\mathbf{P})$.

2.2. Error bounding approximated transient distributions

As we have seen in Propositions 2.1.11 and 2.1.12, there is a close connection between the exactness of an aggregation and whether $\pi_0 \Pi^k \mathbf{A} = p_0 \mathbf{P}^k$ holds. So further examining their connection is of great interest. Following [18, pp. 2, 4–5] we will see that we can indeed make such a connection.

We will start by introducing some preliminaries from linear algebra, which are necessary to understand the error bounds introduced later. Before that, note that for a vector v or matrix \mathbf{M} , the notation $|v|$ or $|\mathbf{M}|$ denotes the vector or matrix where each entry is the absolute value of the corresponding entry in v or \mathbf{M} . Further, $\mathbf{1}_n \in \mathbb{R}^n$ contains only ones.

Definition 2.2.1 (Maximum absolute row sum norm). As defined in [4, p. 222], let

$$\|\cdot\|_\infty : \mathbb{R}^{n \times m} \rightarrow \mathbb{R}, \mathbf{M} \mapsto \max_{1 \leq i \leq n} \sum_{j=1}^m |\mathbf{M}(i, j)|$$

be the so-called *maximum absolute row sum norm* of $\mathbf{M} \in \mathbb{R}^{n \times m}$.

Proposition 2.2.2. *The function $\|\cdot\|_\infty$ from Definition 2.2.1 presents a norm on $\mathbb{R}^{n \times m}$, which is also submultiplicative, meaning $\|\mathbf{M}_1 \mathbf{M}_2\|_\infty \leq \|\mathbf{M}_1\|_\infty \cdot \|\mathbf{M}_2\|_\infty$ for $\mathbf{M}_1 \in \mathbb{R}^{n \times m}$ and $\mathbf{M}_2 \in \mathbb{R}^{m \times k}$.*

Proof. We proceed in this proof, by following the definition of a norm for arbitrary matrices $\mathbf{M}_1, \mathbf{M}_3 \in \mathbb{R}^{n \times m}$ and $\mathbf{M}_2 \in \mathbb{R}^{m \times k}$.

- Positive definiteness: This follows from the positive definiteness of the absolute value used in the summation within $\|\cdot\|_\infty$.
- Multiplicativity: This is concluded through the multiplicativity of the max function, summation, and that of $|\cdot|$.
- Triangle inequality: Through calculation, we can also show this condition to be true:

$$\begin{aligned} \|\mathbf{M}_1 + \mathbf{M}_3\|_\infty &\stackrel{\text{Def. 2.2.1}}{=} \max_{1 \leq i \leq n} \sum_{j=1}^m |\mathbf{M}_1(i, j) + \mathbf{M}_3(i, j)| \\ &\leq \max_{1 \leq i \leq n} \sum_{j=1}^m |\mathbf{M}_1(i, j)| + \sum_{j=1}^m |\mathbf{M}_3(i, j)| \\ &\leq \max_{1 \leq i \leq n} \sum_{j=1}^m |\mathbf{M}_1(i, j)| + \max_{1 \leq i \leq n} \sum_{j=1}^m |\mathbf{M}_3(i, j)| \stackrel{\text{Def. 2.2.1}}{=} \|\mathbf{M}_1\|_\infty + \|\mathbf{M}_3\|_\infty. \end{aligned}$$

2. Theoretical preliminaries

- Submultiplicativity: Again, a calculation suffices to finish the proof:

$$\begin{aligned}
\|\mathbf{M}_1 \mathbf{M}_2\|_\infty &\stackrel{\text{Def. 2.2.1}}{=} \max_{1 \leq i \leq n} \sum_{j=1}^k |\mathbf{M}_1 \mathbf{M}_2(i, j)| = \max_{1 \leq i \leq n} \sum_{j=1}^k \left| \sum_{\ell=1}^m \mathbf{M}_1(i, \ell) \mathbf{M}_2(\ell, j) \right| \\
&\leq \max_{1 \leq i \leq n} \sum_{j=1}^k \sum_{\ell=1}^m |\mathbf{M}_1(i, \ell)| |\mathbf{M}_2(\ell, j)| = \max_{1 \leq i \leq n} \sum_{\ell=1}^m |\mathbf{M}_1(i, \ell)| \sum_{j=1}^k |\mathbf{M}_2(\ell, j)| \\
&\leq \left(\max_{1 \leq i \leq n} \sum_{\ell=1}^m |\mathbf{M}_1(i, \ell)| \right) \left(\max_{1 \leq \ell \leq m} \sum_{j=1}^k |\mathbf{M}_2(\ell, j)| \right) \\
&\stackrel{\text{Def. 2.2.1}}{=} \|\mathbf{M}_1\|_\infty \cdot \|\mathbf{M}_2\|_\infty. \quad \square
\end{aligned}$$

Finishing the additional linear algebra, we get from [18, p. 2]

Proposition 2.2.3. *With $v \in \mathbb{R}^n$ and $\mathbf{M} \in \mathbb{R}^{n \times m}$ it holds true that*

$$\|v^\top \mathbf{M}\|_1 \leq \begin{cases} \langle |v|, |\mathbf{M}| \cdot \mathbf{1}_m \rangle \\ \|v\|_1 \cdot \|\mathbf{M}\|_\infty \end{cases}$$

Proof. We can simply proceed with calculations, achieving

$$\begin{aligned}
\|v^\top \mathbf{M}\|_1 &= \sum_{i=1}^m |v^\top \mathbf{M}(i)| = \sum_{i=1}^m \left| \sum_{j=1}^n v(j) \mathbf{M}(j, i) \right| \leq \sum_{i=1}^m \sum_{j=1}^n |v(j)| |\mathbf{M}(j, i)| = \sum_{j=1}^n |v(j)| \sum_{i=1}^m |\mathbf{M}(j, i)| \\
&\begin{cases} = \langle |v|, |\mathbf{M}| \cdot \mathbf{1}_m \rangle, \\ \leq \left(\sum_{j=1}^n |v(j)| \right) \left(\max_{1 \leq j \leq n} \sum_{i=1}^m |\mathbf{M}(j, i)| \right) \stackrel{\text{Def. 2.2.1}}{=} \|v\|_1 \cdot \|\mathbf{M}\|_\infty. \end{cases} \quad \square
\end{aligned}$$

Now, equipped with a matrix norm and Proposition 2.2.3, we can start looking at how we can define and then bound the error made by an aggregation.

Definition 2.2.4 (Error (vector) after k steps). Given an arbitrary aggregation, we call e_k the *error vector after k steps*, where

$$e_k^\top := \tilde{p}_k^\top - p_k^\top \stackrel{\text{Def. 2.1.8, Prop. 2.1.4}}{=} \pi_0^\top \mathbf{\Pi}^k \mathbf{A} - p_0^\top \mathbf{P}^k.$$

Then, $\|e_k\|_1$ denotes the *error after k steps*.

Now, we will start by showing a subsidiary proposition analogous to the start of the proof of [18, Thrm. 4].

Proposition 2.2.5. *In any arbitrary aggregation we have that*

$$\|e_{k+1}\|_1 \leq \|e_k\|_1 + \begin{cases} \langle |\pi_k|, |\mathbf{\Pi A} - \mathbf{A P}| \cdot \mathbf{1}_n \rangle, \\ \|\pi_k\|_1 \cdot \|\mathbf{\Pi A} - \mathbf{A P}\|_\infty. \end{cases}$$

Proof. This can be shown by computing

$$\begin{aligned}
 \|e_{k+1}\|_1 &\stackrel{\text{Def. 2.2.4, Prop. 2.1.4}}{=} \left\| \pi_0^\top \mathbf{\Pi}^{k+1} \mathbf{A} - p_0^\top \mathbf{P}^{k+1} \right\|_1 \\
 &= \left\| \pi_0^\top \mathbf{\Pi}^k \mathbf{A} \mathbf{P} - p_0^\top \mathbf{P}^{k+1} + \pi_0^\top \mathbf{\Pi}^{k+1} \mathbf{A} - \pi_0^\top \mathbf{\Pi}^k \mathbf{A} \mathbf{P} \right\|_1 \\
 &= \left\| \left(\pi_0^\top \mathbf{\Pi}^k \mathbf{A} - p_0^\top \mathbf{P}^k \right) \mathbf{P} + \pi_0^\top \mathbf{\Pi}^k (\mathbf{\Pi} \mathbf{A} - \mathbf{A} \mathbf{P}) \right\|_1 \\
 &\stackrel{\text{Def. 2.1.7, 2.2.4}}{=} \|e_k^\top \mathbf{P} + \pi_k^\top (\mathbf{\Pi} \mathbf{A} - \mathbf{A} \mathbf{P})\|_1 \leq \|e_k^\top \mathbf{P}\|_1 + \|\pi_k^\top (\mathbf{\Pi} \mathbf{A} - \mathbf{A} \mathbf{P})\|_1 \\
 &\stackrel{\text{Prop. 2.2.3}}{\leq} \|e_k\|_1 \cdot \underbrace{\|\mathbf{P}\|_\infty}_{=1} + \|\pi_k (\mathbf{\Pi} \mathbf{A} - \mathbf{A} \mathbf{P})\|_1 \stackrel{\text{Def. 2.1.2}}{=} \|e_k\|_1 + \|\pi_k (\mathbf{\Pi} \mathbf{A} - \mathbf{A} \mathbf{P})\|_1 \\
 &\stackrel{\text{Prop. 2.2.3}}{\leq} \|e_k\|_1 + \begin{cases} \langle |\pi_k|, |\mathbf{\Pi} \mathbf{A} - \mathbf{A} \mathbf{P}| \cdot \mathbf{1}_n \rangle, \\ \|\pi_k\|_1 \cdot \|\mathbf{\Pi} \mathbf{A} - \mathbf{A} \mathbf{P}\|_\infty. \end{cases} \quad \square
 \end{aligned}$$

Having concluded this auxiliary step, we go on as in [18, pp. 4–5], to show

Proposition 2.2.6. *In any arbitrary aggregation we can bound the error after k steps through*

$$\|e_k\|_1 \leq \|e_0\|_1 + \sum_{j=0}^{k-1} \langle |\pi_j|, |\mathbf{\Pi} \mathbf{A} - \mathbf{A} \mathbf{P}| \cdot \mathbf{1}_n \rangle.$$

Proof. This is a standard case of infinite induction on k . The starting case of $k = 0$ is clear. As the IH we may assume that

$$\|e_k\|_1 \leq \|e_0\|_1 + \sum_{j=0}^{k-1} \langle |\pi_j|, |\mathbf{\Pi} \mathbf{A} - \mathbf{A} \mathbf{P}| \cdot \mathbf{1}_n \rangle$$

holds for some k . We then get in the inductive step

$$\begin{aligned}
 \|e_{k+1}\|_1 &\stackrel{\text{Prop. 2.2.5}}{\leq} \|e_k\|_1 + \langle |\pi_k|, |\mathbf{\Pi} \mathbf{A} - \mathbf{A} \mathbf{P}| \cdot \mathbf{1}_n \rangle \\
 &\stackrel{\text{IH}}{\leq} \|e_0\|_1 + \sum_{j=0}^{k-1} \langle |\pi_j|, |\mathbf{\Pi} \mathbf{A} - \mathbf{A} \mathbf{P}| \cdot \mathbf{1}_n \rangle + \langle |\pi_k|, |\mathbf{\Pi} \mathbf{A} - \mathbf{A} \mathbf{P}| \cdot \mathbf{1}_n \rangle \\
 &= \|e_0\|_1 + \sum_{j=0}^k \langle |\pi_j|, |\mathbf{\Pi} \mathbf{A} - \mathbf{A} \mathbf{P}| \cdot \mathbf{1}_n \rangle. \quad \square
 \end{aligned}$$

Again, by using Proposition 2.2.5, we can also show a less precise bound:

Proposition 2.2.7. *In any arbitrary aggregation we can bound the error after k steps through*

$$\|e_k\|_1 \leq \|e_0\|_1 + \|\pi_0\|_1 \cdot \|\mathbf{\Pi} \mathbf{A} - \mathbf{A} \mathbf{P}\|_\infty \cdot \begin{cases} \frac{\|\mathbf{\Pi}\|_\infty^k - 1}{\|\mathbf{\Pi}\|_\infty - 1}, & \text{if } \|\mathbf{\Pi}\|_\infty \neq 1, \\ k, & \text{else.} \end{cases}$$

Proof. For a formal proof, we proceed by induction on $k \in \mathbb{N}$. The starting case of $k = 0$ is clear, as we have

$$\|e_0\|_1 \leq \|e_0\|_1 + 0 = \|e_0\|_1 + \|\pi_0\|_1 \cdot \|\mathbf{\Pi} \mathbf{A} - \mathbf{A} \mathbf{P}\|_\infty \cdot \begin{cases} \frac{\|\mathbf{\Pi}\|_\infty^0 - 1}{\|\mathbf{\Pi}\|_\infty - 1}, & \text{if } \|\mathbf{\Pi}\|_\infty \neq 1, \\ 0, & \text{else.} \end{cases}$$

2. Theoretical preliminaries

Then, assume for the IH with fixed $k \in \mathbb{N}$, that we have

$$\|e_k\|_1 \leq \|e_0\|_1 + \|\pi_0\|_1 \cdot \|\mathbf{\Pi A} - \mathbf{A P}\|_\infty \cdot \begin{cases} \frac{\|\mathbf{\Pi}\|_\infty^k - 1}{\|\mathbf{\Pi}\|_\infty - 1}, & \text{if } \|\mathbf{\Pi}\|_\infty \neq 1, \\ k, & \text{else.} \end{cases}$$

The following inductive step is concluded by calculating

$$\begin{aligned} \|e_{k+1}\|_1 &\stackrel{\text{Prop. 2.2.5}}{\leq} \|e_k\|_1 + \|\pi_k\|_1 \cdot \|\mathbf{\Pi A} - \mathbf{A P}\|_\infty \\ &\stackrel{\text{Def. 2.1.7, Prop. 2.2.2, 2.2.3}}{\leq} \|e_k\|_1 + \|\pi_0\|_1 \cdot \|\mathbf{\Pi}\|_\infty^k \cdot \|\mathbf{\Pi A} - \mathbf{A P}\|_\infty \\ &\stackrel{\text{IH}}{\leq} \|e_0\|_1 + \|\pi_0\|_1 \cdot \|\mathbf{\Pi A} - \mathbf{A P}\|_\infty \cdot \begin{cases} \frac{\|\mathbf{\Pi}\|_\infty^k - 1}{\|\mathbf{\Pi}\|_\infty - 1} + \|\mathbf{\Pi}\|_\infty^k, & \text{if } \|\mathbf{\Pi}\|_\infty \neq 1, \\ k + \|\mathbf{\Pi}\|_\infty^k, & \text{else,} \end{cases} \\ &= \|e_0\|_1 + \|\pi_0\|_1 \cdot \|\mathbf{\Pi A} - \mathbf{A P}\|_\infty \cdot \begin{cases} \frac{\|\mathbf{\Pi}\|_\infty^k - 1}{\|\mathbf{\Pi}\|_\infty - 1} + \frac{\|\mathbf{\Pi}\|_\infty^k (\|\mathbf{\Pi}\|_\infty - 1)}{\|\mathbf{\Pi}\|_\infty - 1}, & \text{if } \|\mathbf{\Pi}\|_\infty \neq 1, \\ k + 1, & \text{else,} \end{cases} \\ &= \|e_0\|_1 + \|\pi_0\|_1 \cdot \|\mathbf{\Pi A} - \mathbf{A P}\|_\infty \cdot \begin{cases} \frac{\|\mathbf{\Pi}\|_\infty^{k+1} - 1}{\|\mathbf{\Pi}\|_\infty - 1}, & \text{if } \|\mathbf{\Pi}\|_\infty \neq 1, \\ k + 1, & \text{else.} \end{cases} \quad \square \end{aligned}$$

2.3. Arnoldi iteration

If we now want an aggregation of a Markov chain where p_k and \tilde{p}_k match, we can see that p_k^\top has to be in the vector space spanned by the rows of the disaggregation matrix \mathbf{A} for all $k \in \mathbb{N}$. Choosing elements of $\text{span}\{p_0^\top, p_1^\top, \dots\}$ as the rows of \mathbf{A} seems practical. The so-called Arnoldi iteration fulfils this criterion while providing further amenities, which we will see. With it, we can find a basis of $\text{span}\{p_0^\top, p_1^\top, \dots\}$, for which we further need the Gram-Schmidt procedure as it enables us to compute a basis where all elements are pairwise orthogonal with length one. Importantly, such bases are numerically well-behaved.

The definitions in this section regarding the two Gram-Schmidt procedures and their preliminaries are taken from [4, pp. 75, 324].

Definition 2.3.1 (Orthonormal). We call a set of vectors $\{v_1, \dots, v_n\}$ in a vector space V with some inner product $\langle \cdot, \cdot \rangle$ *orthonormal* if, and only if,

$$\forall j, k \in \{1, \dots, n\} : \langle v_j, v_k \rangle = \begin{cases} 1, & \text{if } j = k, \\ 0, & \text{if } j \neq k. \end{cases}$$

This concept allows us now to make sense of the first two algorithms, two variants of the Gram-Schmidt procedure. We will see that they are equivalent, meaning, in theory, the same input yields the same output. Still, in practical applications, it makes sense to differentiate between these two, as we will see later on.

Algorithm 2.1 Classical Gram-Schmidt procedure

```

1: Let  $n \in \mathbb{N} \setminus \{0\}$  and  $v_1, \dots, v_n \in \mathbb{R}^m$  linearly independent
2: for all  $k = 1, \dots, n$  do
3:    $q_k := v_k$ 
4:   for all  $j = 1, \dots, k-1$  do
5:      $r_{j,k} := \langle q_j, v_k \rangle$ 
6:      $q_k = q_k - r_{j,k} q_j$ 
7:    $r_{k,k} := \|q_k\|_2$ 
8:    $q_k = \frac{q_k}{r_{k,k}}$ 
9: return  $q_1, \dots, q_n$ 

```

Proposition 2.3.2. *In Algorithm 2.1, after returning, we have for $i \in \mathbb{N}$, $1 \leq i \leq n$ that*

$$q_i = \frac{v_i - \sum_{j=1}^{i-1} \langle q_j, v_i \rangle q_j}{\|v_i - \sum_{j=1}^{i-1} \langle q_j, v_i \rangle q_j\|_2}.$$

Proof. We can see this by unfolding the pseudocode inside the outer for-loop. Initially, we set $q_i = v_i$ to then subtract some term from it, before normalizing it at the end of the for-loop. Further, any specific q_i is only ever modified in the singular pass of the outer for-loop with $k = i$. So we need to check now, whether this term subtracted from v_i is of the correct form. As addition is associative, we can at first sum up the $r_{j,k}$ before subtracting this sum from v_i . So we get $q_i = v_i - \sum_{j=1}^{i-1} \langle q_j, v_i \rangle q_j$ after the inner for-loop has passed. The remaining lines 7 and 8 normalize the above described q_i , resulting in the initially proposed value for q_i . \square

Proposition 2.3.3. *For a linearly independent input $v_1, \dots, v_n \in \mathbb{R}^m$, the classical Gram-Schmidt procedure (CGS) returns an output q_1, \dots, q_n where with $i \in \mathbb{N}$, $1 \leq i \leq n$ the vectors q_1, \dots, q_i form an orthonormal basis of $\text{span}\{v_1, \dots, v_i\}$.*

Proof. We will be using the equivalent closed-form formula from Proposition 2.3.2 to proceed by finite induction on i . In the starting case of $i = 1$, we have $q_1 = \frac{v_1}{\|v_1\|_2}$. Thus, we have $\text{span}\{q_1\} = \text{span}\{v_1\}$ holds, and q_1 alone is also orthonormal. For the IH, assume that q_1, \dots, q_i is orthonormal and $\text{span}\{q_1, \dots, q_i\} = \text{span}\{v_1, \dots, v_i\}$ with $i \leq n-1$. As v_1, \dots, v_n are linearly independent, we can conclude that v_1, \dots, v_i are also. So we get

$$v_{i+1} \notin \text{span}\{v_1, \dots, v_i\} = \text{span}\{q_1, \dots, q_i\},$$

resulting in

$$v_{i+1} - \underbrace{\sum_{j=1}^i \langle v_{i+1}, q_j \rangle q_j}_{\in \text{span}\{q_1, \dots, q_i\}} \neq 0.$$

Thus, q_{i+1} is well-defined and

$$\text{span}\{v_1, \dots, v_i, v_{i+1}\} = \text{span}\{q_1, \dots, q_i, q_{i+1}\},$$

concluding the inductive step here. The inductive step for orthonormality is still necessary.

2. Theoretical preliminaries

As $\|q_{i+1}\|_2^2 = \langle q_{i+1}, q_{i+1} \rangle \stackrel{\text{Def. 2.3.1}}{=} 1$, we look at orthogonality. Choose $\ell \in \{1, \dots, i\}$:

$$\begin{aligned}
\langle q_{i+1}, q_\ell \rangle &= \left\langle \frac{v_{i+1} - \sum_{j=1}^i \langle v_{i+1}, q_j \rangle q_j}{\|v_{i+1} - \sum_{j=1}^i \langle v_{i+1}, q_j \rangle q_j\|_2}, q_\ell \right\rangle \\
&= \frac{1}{\|v_{i+1} - \sum_{j=1}^i \langle v_{i+1}, q_j \rangle q_j\|_2} \left\langle v_{i+1} - \sum_{j=1}^i \langle v_{i+1}, q_j \rangle q_j, q_\ell \right\rangle \\
&= \frac{1}{\|v_{i+1} - \sum_{j=1}^i \langle v_{i+1}, q_j \rangle q_j\|_2} \left(\langle v_{i+1}, q_\ell \rangle - \sum_{j=1}^i \langle v_{i+1}, q_j \rangle \langle q_j, q_\ell \rangle \right) \\
&\stackrel{\text{IH, Def. 2.3.1}}{=} \frac{1}{\|v_{i+1} - \sum_{j=1}^i \langle v_{i+1}, q_j \rangle q_j\|_2} (\langle v_{i+1}, q_\ell \rangle - \langle v_{i+1}, q_\ell \rangle) = 0. \quad \square
\end{aligned}$$

Now, by changing the order of calculation in the classical Gram-Schmidt procedure, we get a very similar algorithm, known as the modified Gram-Schmidt procedure (MGS):

Algorithm 2.2 Modified Gram-Schmidt procedure

- 1: Let $n \in \mathbb{N} \setminus \{0\}$ and $v_1, \dots, v_n \in \mathbb{R}^m$ linearly independent
 - 2: **for all** $k = 1, \dots, n$ **do**
 - 3: $r_{k,k} := \|v_k\|_2$
 - 4: $q_k := \frac{v_k}{r_{k,k}}$
 - 5: **for all** $j = k + 1, \dots, n$ **do**
 - 6: $r_{k,j} := \langle q_k, v_j \rangle$
 - 7: $v_j = v_j - r_{k,j} q_k$
 - 8: **return** q_1, \dots, q_n
-

Proposition 2.3.4. *CGS and MGS return the exact same output for the same linearly independent input $v_1, \dots, v_n \in \mathbb{R}^m$.*

Proof. Denote the new value of v_j after the k -th iteration of the outer for loop with $v_j^{(k)}$. We will proceed by induction on the in- and output size $n \in \mathbb{N}$. The case $n = 1$ is clear, as in both Algorithm 2.1 and 2.2, we just have that $q_1 = \frac{v_1}{\|v_1\|_2}$. For the IH, assume that for $n \in \mathbb{N}$ being the input size of both Algorithm 2.1 and 2.2, their respective outputs are the same. Thus, we can apply Proposition 2.3.2 and 2.3.3 to the size n output of MGS.

Now as an auxiliary result, using the above IH, we will show for $i \in \mathbb{N}$, $1 \leq i \leq n + 1$ and $k \in \mathbb{N}$, $1 \leq k \leq i - 1$ that

$$v_i^{(k)} = v_i - \sum_{\ell=1}^k \langle q_\ell, v_i \rangle q_\ell. \quad (2.2)$$

The base case of $k = 1$ is done with $v_i^{(1)} = v_i - \langle q_1, v_i \rangle q_1$. As the IH of this finite induction,

set $v_i^{(k)} = v_i - \sum_{\ell=1}^k \langle q_\ell, v_i \rangle q_\ell$ for $k \in \mathbb{N}$, $1 \leq k \leq i-2$. Through line 6 and 7 of MGS we get

$$\begin{aligned}
 v_i^{(k+1)} &= v_i^{(k)} - q_{k+1}^\top v_i^{(k)} q_{k+1} \\
 &\stackrel{\text{Aux. IH}}{=} v_i - \sum_{\ell=1}^k \langle q_\ell, v_{i+1} \rangle q_\ell - q_{k+1}^\top \left(v_i - \sum_{\ell=1}^k \langle q_\ell, v_i \rangle q_\ell \right) q_{k+1} \\
 &= v_i - \sum_{\ell=1}^k \langle q_\ell, v_i \rangle q_\ell - \langle q_{k+1}, v_i \rangle q_{k+1} - \sum_{\ell=1}^k q_{k+1}^\top \langle q_\ell, v_i \rangle q_\ell q_{k+1} \\
 &= v_i - \sum_{\ell=1}^k \langle q_\ell, v_i \rangle q_\ell - \langle q_{k+1}, v_i \rangle q_{k+1} - \sum_{\ell=1}^k \langle q_\ell, v_i \rangle \underbrace{\langle q_{k+1}, q_\ell \rangle}_{=0} q_{k+1} \\
 &\stackrel{\text{Main IH, Prop. 2.3.3}}{=} v_i - \sum_{\ell=1}^{k+1} \langle q_\ell, v_i \rangle q_\ell,
 \end{aligned}$$

finishing up this auxiliary result.

Now we can finally determine q_{n+1} . As this is fully determined by $v_{n+1}^{(n)}$, we use the auxiliary result (2.2), giving us

$$v_{n+1}^{(n)} = v_{n+1} - \sum_{\ell=1}^n \langle q_\ell, v_{n+1} \rangle q_\ell.$$

Combining this with

$$q_{n+1} = \frac{v_{n+1}^{(n)}}{\|v_{n+1}^{(n)}\|_2}$$

from lines 3 and 4, concludes this proof. \square

Corollary 2.3.5. *For a linearly independent input $v_1, \dots, v_n \in \mathbb{R}^m$, MGS returns q_1, \dots, q_n where the vectors q_1, \dots, q_i form an orthonormal basis of $\text{span}\{v_1, \dots, v_i\}$.*

Proof. This proof follows by applying Proposition 2.3.4 to Proposition 2.3.3. \square

For the upcoming part about the Arnoldi iteration, the preliminary definition and the definition of the Arnoldi iteration are taken from [2, pp. 164, 173–174]. Again, we only made minor changes, such as renaming and transposing, for notational ease later on.

Definition 2.3.6 (Krylov subspace). Let \mathbb{F} be a field with $x \in \mathbb{F}^n$ and $\mathbf{M} \in \mathbb{F}^{n \times n}$. We call

$$\mathcal{K}^m(x, \mathbf{M}) := \text{span} \left\{ x^\top, x^\top \mathbf{M}, x^\top \mathbf{M}^2, \dots, x^\top \mathbf{M}^{m-1} \right\}$$

a *Krylov subspace* with respect to x and \mathbf{M} .

The Arnoldi iteration aims to compute an orthonormal basis of $\mathcal{K}^{k+1}(x, \mathbf{M})$. This is done by simply using the modified Gram-Schmidt procedure to iteratively go through $x^\top \mathbf{M}^j$ with increasing j until we either have $k+1$ basis elements and are done, or we terminate sooner if we have found an invariant subspace. Along the way, we collect some supplementary terms we need to compute anyway, so they can be used later for an interesting relation relevant to our application of aggregating Markov chains exactly.

2. Theoretical preliminaries

Algorithm 2.3 Arnoldi Iteration

```

1: Let  $m \in \mathbb{N}$  and  $x \in \mathbb{R}^n$ ,  $\mathbf{M} \in \mathbb{R}^{n \times n}$ .
2:  $q_1 := \frac{x}{\|x\|_2}$ 
3: for  $j = 1, \dots, m$  do
4:    $r_1 := q_j^\top \mathbf{M}$ 
5:   for all  $i = 1, \dots, j$  do
6:      $h_{j,i} := \langle r_1^\top, q_i \rangle$ 
7:      $r_{i+1} := r_1 - h_{j,i} q_i^\top$ 
8:    $h_{j,j+1} := \|r_{j+1}\|_2$ 
9:   if  $h_{j,j+1} = 0$  then return  $q_1, \dots, q_j, h_{1,1}, \dots, h_{j,j}$ 
10:   $q_{j+1} := \frac{r_{j+1}^\top}{h_{j,j+1}}$ 
11: return  $q_1, \dots, q_{m+1}, h_{1,1}, \dots, h_{m,m+1}$ 

```

Proposition 2.3.7. *At line 8 in Algorithm 2.3, we have that $q_1^\top, \dots, q_j^\top$ is an orthonormal basis of $\mathcal{K}^j(x, \mathbf{M})$.*

Proof. We observe that Algorithm 2.3 almost mirrors Algorithm 2.2 with input vectors $x^\top, x^\top \mathbf{M}, \dots, x^\top \mathbf{M}^n$. Except for the possible early return in Algorithm 2.3, these two are effectively structurally the same, save for the different ranges of the inner for-loops. But even this difference can be remedied.

By using the exact same technique as in the proof of Proposition 2.3.4 and (2.2), one can show that at line 8 we have that

$$r_\ell = q_j^\top \mathbf{M} - \sum_{i=1}^{\ell-1} \langle \mathbf{M}^\top q_j, q_i \rangle q_i^\top, \quad (2.3)$$

mirroring (2.2). Further, with $\ell = j$ and Proposition 2.3.2 one can show that the resulting vectors q_1, \dots, q_j are the result of a Gram-Schmidt-like procedure, meaning with Proposition 2.3.3, that they are pairwise orthonormal. More precisely, we orthonormalize $q_j \mathbf{M}$ against q_1, \dots, q_j .

So we need to show $\text{span}\{q_1, \dots, q_j, q_j \mathbf{M}\} = \mathcal{K}^{j+1}(x, \mathbf{M})$. Again we do this by induction, starting with $j = 1$. By line two in Algorithm 2.3, we have

$$\text{span}\{q_1^\top, q_1^\top \mathbf{M}\} = \text{span}\left\{\frac{x^\top}{\|x\|_2}, \frac{x^\top}{\|x\|_2} \mathbf{M}\right\} = \text{span}\{x^\top, x^\top \mathbf{M}\} = \mathcal{K}^2(x, \mathbf{M}).$$

Assume $\text{span}\{q_1^\top, \dots, q_j^\top, q_j^\top \mathbf{M}\} = \mathcal{K}^{j+1}(x, \mathbf{M})$ holds with fixed $j \in \mathbb{N} \setminus \{0\}$ as the IH. As such, the linear combination of $q_j^\top \mathbf{M}$, with $\lambda_\ell \in \mathbb{R}$ and $\lambda_{j+1} \neq 0$ will be denoted as

$$q_j^\top \mathbf{M} =: \sum_{\ell=1}^{j+1} \lambda_\ell x^\top \mathbf{M}^{\ell-1}.$$

This allows us to see that

$$\begin{aligned}
q_{j+1}^\top \mathbf{M} &\stackrel{\text{Prop. 2.3.2}}{=} \frac{1}{\underbrace{\|q_j^\top \mathbf{M} - \sum_{i=1}^j \langle \mathbf{M}^\top q_j, q_i \rangle q_i^\top\|_2}_{=: \mu \in \mathbb{R}}} \left(q_j^\top \mathbf{M} - \sum_{i=1}^j \langle \mathbf{M}^\top q_j, q_i \rangle q_i^\top \right) \mathbf{M} \\
&= \mu (q_j^\top \mathbf{M}) \mathbf{M} - \mu \sum_{i=1}^j \langle \mathbf{M}^\top q_j, q_i \rangle q_i^\top \mathbf{M} \\
&= \underbrace{\mu \sum_{\ell=1}^{j+1} \lambda_\ell x^\top \mathbf{M}^\ell}_{\in \mathcal{K}^{j+2}(x, \mathbf{M})} - \underbrace{\mu \sum_{i=1}^j \langle \mathbf{M} q_j, q_i \rangle q_i^\top \mathbf{M}}_{\stackrel{\text{IH}}{\in} \mathcal{K}^{j+1}(x, \mathbf{M})} \in \mathcal{K}^{j+2}(x, \mathbf{M}). \quad \square
\end{aligned}$$

Corollary 2.3.8. *If Algorithm 2.3 returns at line 11, we have that*

$$\text{span} \{ q_1^\top, \dots, q_{m+1}^\top \} = \mathcal{K}^{m+1}(x, \mathbf{M}).$$

Proof. Viewing Algorithm 2.3 with an input of $m+1$ instead of m , not returning at line 9 for $1 \leq j \leq m$, we know from Proposition 2.3.7 that for $j = m+1$ at line 8 we have $\text{span} \{ q_1^\top, \dots, q_{m+1}^\top \} = \mathcal{K}^{m+1}(x, \mathbf{M})$. If we go back to Algorithm 2.3 with an input of m returning at line 11, we can see that their q_1, \dots, q_{m+1} are the same, concluding the proof. \square

Proposition 2.3.9. *If Algorithm 2.3 returns at line 9, we have that*

$$\forall m \geq j : \mathcal{K}^m(x, \mathbf{M}) = \mathcal{K}^j(x, \mathbf{M}).$$

Proof. As we return in line 9, it must be that $\|r_{j+1}\|_2 = 0$. Thus, as similarly seen in the proof of Proposition 2.3.7

$$r_{j+1} \stackrel{(2.3)}{=} \underbrace{q_j^\top \mathbf{M}}_{\in \mathcal{K}^{j+1}(x, \mathbf{M})} - \underbrace{\sum_{i=1}^j \langle \mathbf{M}^\top q_j, q_i \rangle q_i^\top}_{\in \mathcal{K}^j(x, \mathbf{M})} = 0.$$

So, $\mathcal{K}^j(x, \mathbf{M}) = \mathcal{K}^{j+1}(x, \mathbf{M})$, meaning $\mathcal{K}^j(x, \mathbf{M})$ is invariant under \mathbf{M} , which concludes the proof for all $m \geq j$. \square

Proposition 2.3.10. *With $m \geq n$ in Algorithm 2.3, it must always return at line 9.*

Proof. It suffices to show that the proposition holds for $m = n$. If we return at line 9 for some $1 \leq j < m$, we are done. So suppose now we have not, setting $j = n$. Then, by Proposition 2.3.7, $q_1^\top, \dots, q_n^\top$ is an orthonormal basis of $\mathcal{K}^{n-1}(x, \mathbf{M})$. Note that each element of this basis is of size n , meaning it cannot grow any larger while retaining linear independence. With this, if q_{n+1} exists, q_1, \dots, q_{n+1} could not be linearly independent, as Proposition 2.3.7 would suggest. We must conclude that the precondition for this proposition is never met, meaning q_{n+1} is never defined. Thus, if $j = n$, we must return at line 9 before the assignment of q_{n+1} at line 10. \square

We have now seen that the Arnoldi iteration from Algorithm 2.3 always produces a basis of the Krylov subspace $\mathcal{K}^{m+1}(x, \mathbf{M})$. Note that we have so far never used the terms of the form $h_{i,j}$. This will change as they serve a central role in the following relation, which looks, and as we will later see, also is similar to the criterion for exactness of an aggregation.

2. Theoretical preliminaries

Lemma 2.3.11 (Arnoldi relation). *As in [2, p. 174], we have*

$$\underbrace{\begin{pmatrix} h_{1,1} & h_{1,2} & 0 & \cdots & 0 \\ h_{2,1} & h_{2,2} & h_{2,3} & \ddots & \vdots \\ h_{3,1} & h_{3,2} & h_{3,3} & \ddots & 0 \\ \vdots & \vdots & \vdots & \ddots & h_{j-1,j} \\ h_{j,1} & h_{j,2} & h_{j,3} & \cdots & h_{j,j} \end{pmatrix}}_{=:\mathbf{H}_j} \underbrace{\begin{pmatrix} -q_1^\top - \\ \vdots \\ -q_j^\top - \end{pmatrix}}_{=:\mathbf{Q}_j} + \underbrace{\begin{pmatrix} \mathbf{0} \\ -h_{j,j+1}q_{j+1}^\top - \end{pmatrix}}_{\in \mathbb{R}^{j \times n}} = \mathbf{Q}_j \mathbf{M}$$

in Algorithm 2.3 at line 10.

Proof. We start by recognizing for indices $i \leq j$ that

$$h_{j,i} \stackrel{\text{Alg. 2.3, (2.3)}}{=} q_j^\top \mathbf{M} q_i - \sum_{\ell=1}^{i-1} \langle \mathbf{M}^\top q_j, q_\ell \rangle \underbrace{\langle q_\ell, q_i \rangle}_{=0} \stackrel{\text{Def. 2.3.1, Prop. 2.3.7}}{=} \langle \mathbf{M}^\top q_j, q_i \rangle. \quad (2.4)$$

We can use this to then get

$$\begin{aligned} h_{j,j+1}q_{j+1}^\top &\stackrel{\text{Alg. 2.3}}{=} h_{j,j+1} \frac{r_{j+1}}{h_{j,j+1}} = r_{j+1} \stackrel{(2.3)}{=} q_j^\top \mathbf{M} - \sum_{i=1}^j \langle \mathbf{M}^\top q_j, q_i \rangle q_i^\top \\ \iff q_j^\top \mathbf{M} &= \sum_{i=1}^j \langle \mathbf{M}^\top q_j, q_i \rangle q_i^\top + h_{j,j+1}q_{j+1}^\top \stackrel{(2.4)}{=} \sum_{i=1}^j h_{j,i}q_i^\top + h_{j,j+1}q_{j+1}^\top = \sum_{i=1}^{j+1} h_{j,i}q_i^\top. \end{aligned}$$

This is already enough, as $q_j^\top \mathbf{M}$ is the j -th row of the right-hand side and $\sum_{i=1}^{j+1} h_{j,i}q_i^\top$ the j -th row of the left-hand side in the original identity. \square

Corollary 2.3.12. *If we return at line 9 in Algorithm 2.3, we have*

$$\mathbf{H}_j \mathbf{Q}_j = \mathbf{Q}_j \mathbf{M}.$$

Proof. We return at line 9 if, and only if, $h_{j,j+1} = 0$, so we get $\mathbf{H}_j \mathbf{Q}_j \stackrel{\text{Lem. 2.3.11}}{=} \mathbf{Q}_j \mathbf{M}$. \square

Corollary 2.3.13. *If $m \geq n$ in Algorithm 2.3, we have \mathbf{Q}_j and \mathbf{H}_j with $\mathbf{H}_j \mathbf{Q}_j = \mathbf{Q}_j \mathbf{M}$.*

Proof. From Proposition 2.3.10, we know that $m \geq n$ assures we will return at line 9. So, combining this with Corollary 2.3.12, we conclude that we indeed get $\mathbf{H}_j \mathbf{Q}_j = \mathbf{Q}_j \mathbf{M}$. \square

3. Finding small aggregations

In this chapter, we will see how the Arnoldi iteration from Section 2.3 can be used to construct aggregations for arbitrary transition matrices and initial distributions. These are either exact with minimal state space size or their error for the first few steps is zero, again with minimal state space size. The formal definitions and proofs about this construction can be seen in Section 3.1. Following, in Section 3.2, we will see that the error bound from Section 2.2 cannot be improved in the general case of the previously defined aggregations. Lastly, we are going to look at a special case where we will see that no improvement to the bound is possible, again.

3.1. Exact and initially exact aggregations

If possible, finding an exact aggregation of a Markov chain is ideal, as this allows us to keep the error regarding transient distributions at precisely zero. We know that we must have $\Pi\mathbf{A} = \mathbf{A}\Pi$ and $p_0 = \tilde{p}_0$ for any exact aggregation. One can see that the Arnoldi iteration from Algorithm 2.3 yields the Arnoldi relation from Lemma 2.3.11, which looks pretty similar to the first condition of aggregation to be exact. Thus, this chapter looks at how the Arnoldi iteration can generate exact aggregations or at least aggregations with no error in the initial k steps. Furthermore, it will become apparent that those aggregations have the smallest possible state space size regarding these properties.

Definition 3.1.1 (k -exact aggregation). With $k \in \mathbb{N}$, we call an aggregation of a Markov chain k -exact, or informally *initially exact*, if, and only if, we have with $i \in \mathbb{N}$, $i \leq k$, that

$$\pi_0^\top \Pi^i \mathbf{A} = p_0^\top \mathbf{P}^i.$$

Definition 3.1.2 (Arnoldi aggregation). Given $n, m \in \mathbb{N} \setminus \{0\}$ and a Markov chain with transition matrix $\mathbf{P} \in \mathbb{R}^{n \times n}$ and initial distribution $p_0 \in \mathbb{R}^n$, run the Arnoldi iteration from Algorithm 2.3 with m , p_0 and \mathbf{P} as inputs to receive \mathbf{H}_j and \mathbf{Q}_j .

We then call the aggregation with \mathbf{H}_j as the aggregated step matrix, \mathbf{Q}_j as the disaggregation matrix and with $\pi_0 := (\|p_0\|_2, 0, \dots, 0)^\top \in \mathbb{R}^j$ the *Arnoldi aggregation*.

Although the choice of π_0 might seem arbitrary, we will later see that this choice guarantees $\|e_0\|_1 = 0$. Now that we have defined the central concept of an Arnoldi aggregation, we move on to examine how this aggregation behaves.

Proposition 3.1.3. *Given an Arnoldi aggregation, we have for all $k \in \mathbb{N}$, $1 \leq k \leq j - 1$*

$$\pi_k = (\underbrace{\lambda_1, \dots, \lambda_{k+1}}_{\text{arbitrary reals}}, \underbrace{0, \dots, 0}_{j-k-1 \times})^\top.$$

Proof. Proceed by finite induction on k . The base case $k = 0$ is clear by Definition 3.1.2 of π_0 . For the IH, assume that with $1 \leq k \leq j - 2$, we always have $\pi_k = (\lambda_1, \dots, \lambda_{k+1}, 0, \dots, 0)^\top$.

3. Finding small aggregations

We then see

$$\begin{aligned} \pi_{k+1}^\top &\stackrel{\text{Def. 2.1.7}}{=} \pi_k^\top \mathbf{H}_j \stackrel{\text{IH}}{=} (\lambda_1, \dots, \lambda_{k+1}, 0, \dots, 0) \begin{pmatrix} h_{1,1} & h_{1,2} & 0 & \cdots & 0 \\ h_{2,1} & h_{2,2} & h_{2,3} & \ddots & \vdots \\ h_{3,1} & h_{3,2} & h_{3,3} & \ddots & 0 \\ \vdots & \vdots & \vdots & \ddots & h_{j-1,j} \\ h_{j,1} & h_{j,2} & h_{j,3} & \cdots & h_{j,j} \end{pmatrix} \\ &= \sum_{i=1}^{k+1} \lambda_i (h_{i,1}, \dots, h_{i,i+1}, \underbrace{0, \dots, 0}_{j-i-1 \times}). \end{aligned}$$

The last summand $\lambda_{k+1}(h_{k+1,1}, \dots, h_{k+1,k+2}, 0, \dots, 0)$ is precisely of the wanted form. As such, the entire sum is of that form. \square

Proposition 3.1.4. *In an Arnoldi aggregation with some number of steps $k \in \mathbb{N}$ we have*

$$\pi_0^\top \mathbf{H}_j^k \mathbf{Q}_j = \pi_0^\top \mathbf{Q}_j \mathbf{P}^k - \sum_{i=0}^{k-1} \pi_0^\top \mathbf{H}_j^i \begin{pmatrix} \mathbf{0} \\ -h_{j,j+1} q_{j+1}^\top - \end{pmatrix} \mathbf{P}^{k-1-i}.$$

Proof. Again, this proof is done by induction on k . Starting with $k = 0$, it is true:

$$\pi_0^\top \mathbf{H}_j^0 \mathbf{Q}_j = \pi_0^\top \mathbf{Q}_j = \pi_0^\top \mathbf{Q}_j \mathbf{P}^0 - 0 = \pi_0^\top \mathbf{Q}_j \mathbf{P}^0 - \underbrace{\sum_{i=0}^{-1} \pi_0^\top \mathbf{H}_j^i \begin{pmatrix} \mathbf{0} \\ -h_{j,j+1} q_{j+1}^\top - \end{pmatrix} \mathbf{P}^{k-1-i}}_{=: \mathbf{E}}.$$

For some fixed k , set the IH as

$$\pi_0^\top \mathbf{H}_j^k \mathbf{Q}_j = \pi_0^\top \mathbf{Q}_j \mathbf{P}^k - \sum_{i=0}^{k-1} \pi_0^\top \mathbf{H}_j^i \mathbf{E} \mathbf{P}^{k-1-i}.$$

Lastly, we conclude this proof by showing

$$\begin{aligned} \pi_0^\top \mathbf{H}_j^{k+1} \mathbf{Q}_j &\stackrel{\text{Lem. 2.3.11}}{=} \pi_0^\top \mathbf{H}_j^k (\mathbf{Q}_j \mathbf{P} - \mathbf{E}) \\ &= \pi_0^\top \mathbf{H}_j^k \mathbf{Q}_j \mathbf{P} - \pi_0^\top \mathbf{H}_j^k \mathbf{E} \\ &\stackrel{\text{IH}}{=} \left(\pi_0^\top \mathbf{Q}_j \mathbf{P}^k - \sum_{i=0}^{k-1} \pi_0^\top \mathbf{H}_j^i \mathbf{E} \mathbf{P}^{k-1-i} \right) \mathbf{P} - \pi_0^\top \mathbf{H}_j^k \mathbf{E} \\ &= \pi_0^\top \mathbf{Q}_j \mathbf{P}^{k+1} - \sum_{i=0}^{k-1} \pi_0^\top \mathbf{H}_j^i \mathbf{E} \mathbf{P}^{k-i} - \pi_0^\top \mathbf{H}_j^k \mathbf{E} \\ &= \pi_0^\top \mathbf{Q}_j \mathbf{P}^{k+1} - \sum_{i=0}^k \pi_0^\top \mathbf{H}_j^i \mathbf{E} \mathbf{P}^{k-i}. \end{aligned} \quad \square$$

Lemma 3.1.5. *An Arnoldi aggregation with state space size $j \in \mathbb{N} \setminus \{0\}$ is $(j-1)$ -exact.*

Proof. For any $i \in \mathbb{N}$, $i \leq j-2$ we have by Proposition 3.1.3 $\pi_i(j) = 0$. So we get

$$\pi_i^\top \begin{pmatrix} \mathbf{0} \\ -h_{j,j+1} q_{j+1}^\top - \end{pmatrix} = (0, \dots, 0). \quad (3.1)$$

Using Proposition 3.1.4, we get for any $k \in \mathbb{N}$, $k \leq j-1$ that

$$\begin{aligned} \pi_0^\top \mathbf{H}_j^k \mathbf{Q}_j &= \pi_0^\top \mathbf{Q}_j \mathbf{P}^k - \sum_{i=0}^{k-1} \pi_0^\top \mathbf{H}_j^i \begin{pmatrix} \mathbf{0} \\ -h_{j,j+1} q_{j+1}^\top \end{pmatrix} \mathbf{P}^{k-1-i} \\ &\stackrel{\text{Def. 2.1.7, (3.1)}}{=} \pi_0^\top \mathbf{Q}_j \mathbf{P}^k - \sum_{i=0}^{k-1} (0, \dots, 0) \mathbf{P}^{k-1-i} \\ &= \pi_0^\top \mathbf{Q}_j \mathbf{P}^k \stackrel{\text{Def. 3.1.2}}{=} \|p_0\|_2 \cdot q_1^\top \mathbf{P}^k \stackrel{\text{Alg. 2.3}}{=} p_0^\top \mathbf{P}^k. \end{aligned} \quad \square$$

Lemma 3.1.6. *With $n \in \mathbb{N} \setminus \{0\}$, any Arnoldi aggregation where the inputs are $p_0 \in \mathbb{R}^n$, $\mathbf{P} \in \mathbb{R}^{n \times n}$ and $m \in \mathbb{N}$, $m \geq n$ is exact.*

Proof. We know from Proposition 2.3.10 that by choosing $m \geq n$, we will return at line 9 in Algorithm 2.3. So, with Corollary 2.3.12, we have the special case of $\mathbf{H}_j \mathbf{Q}_j = \mathbf{Q}_j \mathbf{A}$ for the Arnoldi relation. With this, we have already shown the first condition by Definition 2.1.10 for the Aggregation to be exact. The second condition is shown through

$$\pi_0^\top \mathbf{Q}_j \stackrel{\text{Def. 3.1.2}}{=} \|p_0\|_2 \cdot q_1^\top \stackrel{\text{Alg. 2.3}}{=} \|p_0\|_2 \frac{p_0^\top}{\|p_0\|_2} = p_0^\top. \quad \square$$

Lemma 3.1.7. *Given an initial distribution $p_0 \in \mathbb{R}^n$, transition matrix $\mathbf{P} \in \mathbb{R}^{n \times n}$ and $j \in \mathbb{N} \setminus \{0\}$, there is no $(j-1)$ -exact aggregation of p_0 and \mathbf{P} with a smaller state space than an Arnoldi aggregation with state space size j .*

Proof. Assume that an aggregation given through $\Pi \in \mathbb{R}^{m \times m}$, $\mathbf{A} \in \mathbb{R}^{m \times n}$ and $\pi_0 \in \mathbb{R}^m$ is $(j-1)$ -exact. By definition, this means that for $k \in \mathbb{N}$, that

$$\begin{aligned} \forall k \leq j-1 : \pi_0^\top \Pi^k \mathbf{A} &= p_0^\top \mathbf{P}^k \\ \iff \pi_k^\top \mathbf{A} &= p_k^\top \\ \iff \sum_{i=1}^m \pi_k(i) (\mathbf{A}(i, 1), \dots, \mathbf{A}(i, n)) &= p_k^\top. \end{aligned}$$

This linear combination means $p_0^\top, \dots, p_{j-1}^\top$ are all elements of the row space of \mathbf{A} , thus with ‘ \leq ’ denoting the subspace relation,

$$\begin{aligned} \text{span} \{ p_0^\top, \dots, p_{j-1}^\top \} &\leq \text{rowsp}(\mathbf{A}) \\ \stackrel{\text{Prop. 2.3.7}}{\implies} \text{span} \{ q_1^\top, \dots, q_j^\top \} &\leq \text{rowsp}(\mathbf{A}). \end{aligned}$$

As such, the state space size, being the same as the dimension of $\text{rowsp}(\mathbf{A})$, is minimal if, and only if, $\text{span} \{ q_1^\top, \dots, q_j^\top \} = \text{rowsp}(\mathbf{A})$. Again, through Proposition. 2.3.7 we know that q_1, \dots, q_j are pairwise linearly independent, meaning we must have $m = \dim(\text{rowsp}(\mathbf{A})) = j$, which the disaggregation matrix \mathbf{Q}_j of the Arnoldi aggregation precisely achieves. Thus, the row space of the disaggregation matrix in the Arnoldi aggregation is minimal, meaning the state space is also. \square

Lemma 3.1.8. *Given an initial distribution $p_0 \in \mathbb{R}^n$, transition matrix $\mathbf{P} \in \mathbb{R}^{n \times n}$ and $m \geq n$, there is no exact aggregation with a smaller state space than the state space of the Arnoldi aggregation of size $j \in \mathbb{N}$ with integer input m .*

3. Finding small aggregations

Proof. Almost analogous to the proof of Lemma 3.1.7, we choose any exact aggregation with $\mathbf{\Pi} \in \mathbb{R}^{\ell \times \ell}$, $\mathbf{A} \in \mathbb{R}^{\ell \times n}$ and $\pi_0 \in \mathbb{R}^\ell$ as its aggregated step matrix, disaggregation matrix, and aggregated initial distribution. Now, as we have exactness and not just k -exactness, we know by Proposition 2.1.11 that $\text{span}\{p_0^\top, p_1^\top, \dots\} \leq \text{rowsp}(\mathbf{A})$. Again, by using Proposition 2.3.7 and additionally Propositions 2.3.9 and 2.3.10, we know that $q_1^\top, \dots, q_j^\top$ form a basis of $\text{rowsp}(\mathbf{A})$. With the same argument as in Lemma 3.1.7, we have at least j states in an exact aggregation. \square

Theorem 3.1.9. *If the Arnoldi iteration with integer input $m \in \mathbb{N} \setminus \{0\}$, used for computing the Arnoldi aggregation of a given Markov chain returns at line 11 in Algorithm 2.3, we get a $(m-1)$ -exact aggregation with the smallest possible state space size.*

Proof. If we return at line 11, we have a state space size of m in the Arnoldi aggregation by Corollary 2.3.8. By Lemma 3.1.5, this aggregation is $(m-1)$ exact. Lastly, Lemma 3.1.7 tells us that the Arnoldi aggregation also has minimal state space. \square

Theorem 3.1.10. *For $n \in \mathbb{N} \setminus \{0\}$, the Arnoldi iteration with the inputs $p_0 \in \mathbb{R}^n$, $\mathbf{P} \in \mathbb{R}^{n \times n}$, and $m \in \mathbb{N}$, $m \geq n$, used to compute the Arnoldi aggregation of the given Markov chain, yields an exact aggregation with the smallest possible state space size.*

Proof. Here, we combine Lemma 3.1.6 and 3.1.8. \square

3.2. Aggregations under error bounds

Now that we have introduced the Arnoldi aggregation in Section 3.1, we want to look at how the error bounds from Section 2.2 behave. We are going to see that we cannot improve the bound shown in Proposition 2.2.7 in the general case, as well as in a specific case of Arnoldi aggregations. A Markov chain from the class of nearly completely decomposable Markov chains will provide an example. Intuitively, such a Markov chain is formed by considering multiple separate Markov chains linked together through transitions with very low probability.

Definition 3.2.1 (Nearly completely decomposable (NCD) Markov chains). *A NCD Markov chain is a DTMC represented by the transition matrix $\mathbf{P} \in \mathbb{R}^{n \times n}$, which is of the form*

$$\mathbf{P} := \begin{pmatrix} \mathbf{P}_1 & & & \\ & \ddots & & \mathbf{0} \\ & & \mathbf{P}_I & \\ \mathbf{0} & & & \ddots \\ & & & & \mathbf{P}_N \end{pmatrix} + \varepsilon \mathbf{C}.$$

Here, $\mathbf{P}_1, \dots, \mathbf{P}_N$ are again transition matrices representing the individual Markov chains. Further, let $\mathbf{C} \in \mathbb{R}^{n \times n}$ and $\varepsilon \in \mathbb{R}_+$, which represent the transitions between these individual Markov chains [20, pp. 114–115]. We further require all row sums of \mathbf{C} to be zero with \mathbf{C} containing -1 , 0 or 1 and $\varepsilon < 1$. Additionally, we can have any $n \in \mathbb{Z}$ on the diagonal of \mathbf{C} .

Usually, ε is chosen relatively small to preserve the idea of a small transition probability between any two of the Markov chains making up \mathbf{P} . Naturally; this definition lends itself to the intuitive understanding of an aggregation: Each smaller Markov chain \mathbf{P}_I can be seen as an aggregate, and two such aggregates can have transition probability ε between each other. Still, the error bound presented in Proposition 2.2.7 cannot be improved.

Proposition 3.2.2. *Using the Arnoldi iteration to aggregate NCD Markov chains, Proposition 2.2.7 can be fulfilled with equality.*

Proof. Let $\mathbf{P}_1 := (1) \in \mathbb{R}^{1 \times 1}$, $\mathbf{P}_2 \in \mathbb{R}^{2 \times 2}$, $p_0 := (0, 0, 1)^\top \in \mathbb{R}^3$, $\mathbf{C} \in \mathbb{R}^{3 \times 3}$ and $\varepsilon \in (0, 1)$. We then define

$$\mathbf{P}_2 = \begin{pmatrix} 1 & 0 \\ 1 & 0 \end{pmatrix}, \quad \mathbf{C} := \begin{pmatrix} -1 & 1 & 0 \\ 0 & 0 & 0 \\ 0 & 0 & 0 \end{pmatrix}, \quad \text{resulting in } \mathbf{P} = \begin{pmatrix} 1 - \varepsilon & \varepsilon & 0 \\ 0 & 1 & 0 \\ 0 & 1 & 0 \end{pmatrix}.$$

We now show for $k \geq 1$ that $p_k = (0, 1, 0)^\top$. This is clear for $k = 1$ by simple matrix-vector multiplication. Then in the inductive step we see

$$p_{k+1}^\top = p_k^\top \begin{pmatrix} 1 - \varepsilon & \varepsilon & 0 \\ 0 & 1 & 0 \\ 0 & 1 & 0 \end{pmatrix} = (0, 1, 0) \begin{pmatrix} 1 - \varepsilon & \varepsilon & 0 \\ 0 & 1 & 0 \\ 0 & 1 & 0 \end{pmatrix} = (0, 1, 0).$$

Now, when again using one as the aggregated state space size, we get, similar to the previous counterexample, that

$$\mathbf{H}_1 = (0), \quad \pi_0 = (1), \quad \tilde{p}_k^\top = \begin{cases} (0, 0, 1), & \text{if } k = 0, \\ (0, 0, 0), & \text{else,} \end{cases}$$

$$\text{and } \|e_k\|_1 = \begin{cases} 0, & \text{if } k = 0, \\ 1, & \text{else.} \end{cases}$$

This finally enables us to see the tightness of the error bound:

$$\begin{aligned} \|e_k\|_1 &\stackrel{\text{Def. 2.2.4}}{=} \|\tilde{p}_k - p_k\|_1 = \begin{cases} 0, & \text{if } k = 0, \\ 1, & \text{else.} \end{cases} = 0 + 1 \cdot 1 \cdot \begin{cases} 0, & \text{if } k = 0, \\ 1, & \text{else.} \end{cases} \\ &= \|e_0\|_1 + \|\pi_0\|_1 \cdot \|\mathbf{H}_1 \mathbf{Q}_1 - \mathbf{Q}_1 \mathbf{P}\|_\infty \cdot \begin{cases} \frac{\|\mathbf{H}_1\|_\infty^k - 1}{\|\mathbf{H}_1\|_\infty - 1}, & \text{if } \|\mathbf{H}_1\|_\infty \neq 1, \\ k, & \text{else.} \end{cases} \quad \square \end{aligned}$$

So, we have seen now in Proposition 3.2.2 that the special case of aggregating NCD Markov chains cannot yield improved error bounds. Thus, no improvement is possible in the general case either. Of course, there might still be cases where the error bound can be improved, but we can see with the counterexample that doing so requires stricter conditions. For example, we chose the counterexample so that \mathbf{P} maps p_0 to an eigenvector orthogonal to p_0 . Preventing this is necessary to improve the error bound. Still, there might be even more requirements.

4. Numerical implementation

Now that we have finished the theoretical framework for Arnoldi aggregations, we examine such aggregations with an implementation of the underlying Arnoldi iteration. To understand how such an implementation might look, we look at sources of numerical instabilities, ways to combat them, and runtime and memory complexity in Section 4.1. Then, in Section 4.2, we briefly introduce different Markov chain models, with which we will evaluate the implementation as devised in the previous sections. Finishing the chapter with Section 4.3, we present the results of the previously defined experiments and assess them when compared to theoretical results from Chapter 3 or other aggregation methods.

4.1. Computing Arnoldi aggregations

To analyse potential improvements, problems and pitfalls when implementing the Arnoldi iteration, we start in Section 4.1.1 by showing that normalizing \tilde{p}_k with respect to the 1-norm can improve $\|e_k\|_1$. Then, in Section 4.1.2, we examine problems arising from numerical errors in floating-point arithmetic. Namely, this concerns the gradual loss of orthogonality in a basis built with CGS. We also show how to dampen this loss of orthogonality. This results in the condition for an early return in Algorithm 2.3 not to trigger. Although we cannot prevent this, we present an alternative with some theoretical framework in Section 4.1.3. Finally, in Section 4.1.4 we analyse the runtime and memory complexity of computing an Arnoldi aggregation.

4.1.1. Normalizing approximated transient distributions

Here, we will introduce a method to improve the error $\|e_k\|_1$ for arbitrary aggregations with very little computational overhead. By definition, we want \tilde{p}_k to approximate the probability distribution p_k . So, intuitively speaking, $\|\tilde{p}_k\|_1$ should be close to one to be a good approximation of p_k . As such, we will look at when normalization of \tilde{p}_k with respect to the 1-norm improves the error, or more formally, we will look at when

$$\left\| \frac{\tilde{p}_k}{\|\tilde{p}_k\|_1} - p_k \right\|_1 \leq \|\tilde{p}_k - p_k\|_1 \quad (4.1)$$

is fulfilled without knowing more about p_k besides that it is a probability distribution.

Five different possible conditions for \tilde{p}_k are presented, such that the inequality from (4.1) holds for all p_k . Note that only two are proven here; the rest remain as mere conjectures.

Proposition 4.1.1. *Consider an aggregation of a Markov chain and $k \in \mathbb{N}$. If for the approximated transient distribution \tilde{p}_k we have $\|\tilde{p}_k\|_1 \geq 2$, then (4.1) holds true.*

4. Numerical implementation

Proof. Assume that $\|\tilde{p}_k\|_1 \geq 2$. The result follows from

$$\begin{aligned}
2 \left\| \frac{\tilde{p}_k}{\|\tilde{p}_k\|_1} - p_k \right\|_1 &\leq \|\tilde{p}_k\|_1 \cdot \left\| \frac{\tilde{p}_k}{\|\tilde{p}_k\|_1} - p_k \right\|_1 = \|\tilde{p}_k - \|\tilde{p}_k\|_1 p_k\|_1 = \|\tilde{p}_k - p_k + p_k - \|\tilde{p}_k\|_1 p_k\|_1 \\
&\leq \|\tilde{p}_k - p_k\|_1 + \|p_k - \|\tilde{p}_k\|_1 p_k\|_1 = \|\tilde{p}_k - p_k\|_1 + \underbrace{\|p_k\|_1}_{=1} |1 - \|\tilde{p}_k\|_1| \\
&= \|\tilde{p}_k - p_k\|_1 + |1 - \|\tilde{p}_k\|_1| = \|\tilde{p}_k - p_k\|_1 + \|\|p_k\|_1 - \|\tilde{p}_k\|_1\| \\
&\stackrel{\text{Inv. triangle inequ.}}{\leq} \|\tilde{p}_k - p_k\|_1 + \|\tilde{p}_k - p_k\|_1 = 2\|\tilde{p}_k - p_k\|_1. \quad \square
\end{aligned}$$

Proposition 4.1.2. *Consider an aggregation of a Markov chain and $k \in \mathbb{N}$. If for the approximated transient distribution \tilde{p}_k we have $\|\tilde{p}_k\|_1 \geq 1$ and for all $i \in \mathbb{N}$ with $1 \leq i \leq n$ we have $\tilde{p}_k(i) \leq 0$, then (4.1) holds true.*

Proof. This can be shown by breaking down the term into sums concerning the individual components, giving us

$$\left\| \frac{\tilde{p}_k}{\|\tilde{p}_k\|_1} - p_k \right\|_1 = \sum_{i=1}^n \left| \frac{\tilde{p}_k(i)}{\|\tilde{p}_k\|_1} - p_k(i) \right|.$$

Now as $\tilde{p}_k(i)$ is always negative and $\|\tilde{p}_k\|_1 \geq 1$, we know that $\tilde{p}_k(i) \leq \frac{\tilde{p}_k(i)}{\|\tilde{p}_k\|_1}$. Combining this with the fact that $p_k(i) \geq 0$, results in

$$\sum_{i=1}^n \left| \frac{\tilde{p}_k(i)}{\|\tilde{p}_k\|_1} - p_k(i) \right| \leq \sum_{i=1}^n |\tilde{p}_k(i) - p_k(i)| = \|\tilde{p}_k - p_k\|_1. \quad \square$$

Now, the following three conjectures remain unproven as pure postulations.

Conjecture 4.1.3. *Consider an aggregation of a Markov chain and $k \in \mathbb{N}$. If for the approximated transient distribution \tilde{p}_k there is some $i \in \mathbb{N}$ with $1 \leq i \leq n$ and $\tilde{p}_k(i) \leq -1$, then (4.1) holds true.*

Conjecture 4.1.4. *Consider an aggregation of a Markov chain and $k \in \mathbb{N}$. If for the approximated transient distribution \tilde{p}_k there is some $i \in \mathbb{N}$ with $1 \leq i \leq n$ and $\tilde{p}_k(i) \geq \frac{9}{8}$, then (4.1) holds true.*

Conjecture 4.1.5. *Consider an aggregation of a Markov chain and $k \in \mathbb{N}$. If for the approximated transient distribution \tilde{p}_k we have pairwise different indices i_1, \dots, i_{n-1} with $\sum_{j=1}^{n-1} \tilde{p}_k(i_j) \leq -1$, then (4.1) holds true.*

These last three conjectures originate from their numerical ‘confirmation’ in two and three dimensions. Further, note that even when assuming all propositions to be true, these bounds are still not tight. For example, with $n = 3$, consider $\tilde{p}_k = \left(\frac{1}{3}, \frac{1}{3}, \frac{1}{3}\right)^\top$. This vector is covered by none of the above propositions or conjectures, yet (4.1) still holds with equality.

4.1.2. Floating-point errors

As we have established in Chapter 2, the Arnoldi iteration is equivalent to the Gram-Schmidt procedure, where we save some intermediary results. Thus, we can understand the floating

point errors arising in the Arnoldi iteration by studying those in the Gram-Schmidt procedure, which have already been studied widely. This enables us to understand where different types of floating-point errors might arise, and how we can combat them. As such, we will compare CGS and MGS, and offer further variants of both with greater numerical stability. For this, we will refer to [16]. More precisely, we will use pages 500 to 504 to explain the numerical loss of orthogonality with CGS juxtaposed against MGS. Furthermore, on pages 506 to 508, we will see that we can improve both CGS and MGS numerically by repeating the orthogonalization of the vectors.

We will just consider the case of applying the Gram-Schmidt procedure to a basis $v_1, \dots, v_n \in \mathbb{R}^m$. We can assume that the normalization of vectors comes at a negligible impact on numerical stability. As such, we have that q_1 is the same in floating-point arithmetic in CGS and MGS. Even further, q_2 is too. This is because the exact same arithmetic operations are executed in the same order in CGS and MGS in the case of $k = 2$. Now, we have that $\langle q_1, q_2 \rangle =: \varepsilon > 0$ as in most cases, floating point arithmetic will cause q_1 and q_2 to be close to orthonormal, but not exactly so. We denote this small error made in the first two steps by ε . From this point onwards, the error made by CGS and MGS will differ, as this ε will propagate differently. Additionally, we assume that no further errors are made beyond this first error ε . Of course, in reality this is not the case, but it can be shown that all further errors propagate similarly to the initial ε .

As a formal analysis of the numerical error would far exceed the scope of this thesis, we will just look at the intuitive reasoning behind the numerical superiority of MGS over CGS. We firstly process a basis v_1, \dots, v_n of \mathbb{R}^n with CGS. There, we can use the closed-form formula from Proposition 2.3.2 to see that for $i \neq j$, we have that

$$\begin{aligned} \langle q_i, q_j \rangle &= \frac{\langle q_i, v_j - \sum_{\ell=1}^{j-1} \langle q_\ell, v_j \rangle q_\ell \rangle}{\|v_j - \sum_{\ell=1}^{j-1} \langle q_\ell, v_j \rangle q_\ell\|_2} \\ &= \frac{\langle q_i, v_j \rangle - \sum_{\ell=1}^{j-1} \langle q_\ell, v_j \rangle \langle q_i, q_\ell \rangle}{\|v_j - \sum_{\ell=1}^{j-1} \langle q_\ell, v_j \rangle q_\ell\|_2} \\ &= \frac{-\sum_{\ell=1, \ell \neq i}^{j-1} \langle q_\ell, v_j \rangle \langle q_i, q_\ell \rangle}{\|v_j - \sum_{\ell=1}^{j-1} \langle q_\ell, v_j \rangle q_\ell\|_2}. \end{aligned} \tag{4.2}$$

We can then proceed by induction on $j \geq 2$ to show that $\langle q_1, q_j \rangle$ will never be zero. As such, by Equation (4.2) it is clear that $\langle q_1, q_j \rangle$ will always contain the errors made by $\langle q_1, q_2 \rangle, \dots, \langle q_1, q_{j-1} \rangle$ as long as these individual errors don't cancel and $\langle q_\ell, v_j \rangle \neq 0$ for some j . In general, these problems will persist. But cases where they do are quite atypical and as such ignored.

Moving on, we process the same basis as above, but with MGS. We will further use the notation of $v_j^{(i)}$ denoting the modified v_j after i steps in MGS, as introduced in the proof of Proposition 2.3.4. Firstly, we will see by induction on j that here $\langle q_i, q_j \rangle = 0$, while $i \neq j$, $i < j$ and $i \neq 1$. Starting with the base case $j = i + 1$, we get

$$\begin{aligned} \langle q_i, q_{i+1} \rangle &= \frac{\langle q_i, v_{i+1}^{(i)} \rangle}{\|v_{i+1}^{(i)}\|_2} = \frac{\langle q_i, v_{i+1}^{(i-1)} - \langle q_i, v_{i+1}^{(i-1)} \rangle q_i \rangle}{\|v_{i+1}^{(i)}\|_2} \\ &= \frac{\langle q_i, v_{i+1}^{(i-1)} \rangle - \langle q_i, v_{i+1}^{(i-1)} \rangle \langle q_i, q_i \rangle}{\|v_{i+1}^{(i)}\|_2} = \frac{0}{\|v_{i+1}^{(i)}\|_2} = 0, \end{aligned}$$

4. Numerical implementation

finishing this base case. We then proceed to the inductive step of the first statement with

$$\begin{aligned}\langle q_i, q_{j+1} \rangle &= \frac{\langle q_i, v_{j+1}^{(j)} \rangle}{\|v_{j+1}^{(j)}\|_2} = \frac{\langle q_i, v_{j+1}^{(j-1)} - \langle q_j, v_{j+1}^{(j-1)} \rangle q_j \rangle}{\|v_{j+1}^{(j)}\|_2} \\ &= \frac{\langle q_i, v_{j+1}^{(j-1)} \rangle - \langle q_j, v_{j+1}^{(j-1)} \rangle \langle q_i, q_j \rangle}{\|v_{j+1}^{(j)}\|_2} \stackrel{\text{IH}}{=} \frac{\langle q_i, v_{j+1}^{(j-1)} \rangle}{\|v_{j+1}^{(j)}\|_2}.\end{aligned}$$

Here, we can continue to apply the recursive formula $v_j^{(i)} = v_j^{(i-1)} - \langle q_i, v_j^{(i-1)} \rangle q_i$ to the numerator, until this entire term becomes zero too, as it will eventually be of the form

$$\frac{\langle q_i, v_j^{(1)} \rangle - \langle q_i, v_j^{(1)} \rangle}{\|v_{j+1}^{(j)}\|_2} = 0,$$

because $\langle q_i, q_i \rangle = 1$, finishing the inductive step. This technique no longer works for $\langle q_1, q_j \rangle$, where we will see for $j \geq 2$ that $\langle q_1, q_j \rangle \neq 0$. Again, proceeding by induction on j , the base case $j = 2$ is clear. By using the recursive formula above, we get

$$\begin{aligned}\langle q_1, q_{j+1} \rangle &= \frac{\langle q_1, v_{j+1}^{(j)} \rangle}{\|v_{j+1}^{(j)}\|_2} = \frac{\langle q_1, v_{j+1}^{(j-1)} - \langle q_j, v_{j+1}^{(j-1)} \rangle q_j \rangle}{\|v_{j+1}^{(j)}\|_2} \\ &= \frac{\langle q_1, v_{j+1}^{(j-1)} \rangle - \langle q_j, v_{j+1}^{(j-1)} \rangle \langle q_1, q_j \rangle}{\|v_{j+1}^{(j)}\|_2} \stackrel{\text{IH}}{\neq} 0\end{aligned}$$

in the inductive step, as long as $\langle q_j, v_{j+1}^{(j-1)} \rangle \neq 0$. Again, this cannot be assumed in general but in most cases it will hold. For a general numerical analysis of CGS and MGS, see [7]. There, one can find references to other, more in-depth sources.

Now we have seen how the floating-point error made by $\langle q_1, q_2 \rangle$ propagates in both CGS and MGS. In MGS, $\langle q_i, q_j \rangle$ is unaffected for $i \neq 1$, contrasting CGS where this error appears in all terms of the form $\langle q_i, q_j \rangle$. This gives an intuition as to why MGS is numerically more stable than CGS.

Now, lastly, we will consider a simple option on how to combat the error as described above. This can be done through so-called *reorthogonalization*. We will only describe this method very superficially. As such, the classical Gram-Schmidt procedure with reorthogonalization (CGS2) is the same as Algorithm 2.1 with lines $r_{j,k} := \langle q_j, q_k \rangle$ and $q_k = q_k - r_{j,k} q_j$ added in the innermost loop after line 6. Analogously, the modified Gram-Schmidt procedure with reorthogonalization (MGS2) is just as Algorithm 2.2 with lines $r_{j,k} := \langle q_k, v_j \rangle$ and $v_j = v_j - r_{j,k} q_k$ added in the innermost loop after line 7.

Of course, this severely impacts the runtime negatively. As such, there are different conditions which can be checked to see whether these additional lines should be executed. These variants of CGS and MGS are called the classical Gram-Schmidt procedure with iterative reorthogonalization (CGSIR) and modified Gram-Schmidt procedure with iterative reorthogonalization (MGSIR). See [16, pp. 506–508] for a more detailed overview on reorthogonalization in the Gram-Schmidt procedure. Usually, CGSIR offers the best compromise between speed and accuracy, as the loss of orthogonality is much smaller than in CGS while being comparable to the slower alternatives of CGS2, MGSIR or MGS2. We will later confirm this in our use-case.

4.1.3. Determining convergence

In the context of using the Arnoldi iteration as an aggregation method, determining convergence refers to determining at what aggregated state space size the aggregation reaches a sufficient level of exactness.

The first idea is, by following Algorithm 2.3, to check for which j , we would have $h_{j,j+1} \approx 0$. This would allow us to detect when an exact aggregation is found. Unfortunately, we will later see in experiments that this does not work due to numerical errors.

Thus, we look at the error bound

$$\|e_k\|_1 \leq \|e_0\|_1 + \sum_{j=0}^{k-1} \langle |\pi_j|, |\Pi\mathbf{A} - \mathbf{A}\mathbf{P}| \cdot \mathbf{1}_n \rangle$$

from Proposition 2.2.6. Now, we can check the quality of an aggregation by determining the above bound for some fixed k . This is done in every successive aggregated state space size. Once the error bound has fallen below a given size for some k , we can stop expanding the aggregated state space. While this idea allows us to properly assess how ‘good’ an aggregation is, it is only useful for large k , which takes too long to compute in practice. Thus, under the assumption that π_j converges towards an eigenvector or stationary distribution of Π for sufficiently large j , we look at the value of $\langle |\pi|, |\Pi\mathbf{A} - \mathbf{A}\mathbf{P}| \cdot \mathbf{1}_n \rangle$, where π is an eigenvector with associated eigenvalue one. We will now look at how such a π may be determined.

Determining an eigenvector of the aggregated step matrix is already done in the Krylov-Schur variant of the Arnoldi iteration presented in [21]. This variation in itself is not directly suited to our application, and as such, we will not explore it further here. Still, computing the so-called Schur decomposition of the aggregated step matrix to get its eigenvalues and -vectors is applicable to our situation too. At first, we need to understand how this works:

Definition 4.1.6 (QR decomposition). Following [4, p. 305], let $\mathbf{M} \in \mathbb{C}^{n \times m}$ with $n \geq m$ and full column rank. Then we call $\mathbf{Q} \in \mathbb{C}^{n \times m}$ with $\mathbf{Q}\mathbf{Q}^H = \mathbf{I}_m$ and $\mathbf{R} \in \mathbb{C}^{m \times m}$ upper triangular, a *QR decomposition* of \mathbf{M} , if, and only, if $\mathbf{M} = \mathbf{Q}\mathbf{R}$ holds.

Proposition 4.1.7. *For any given matrix $\mathbf{M} \in \mathbb{C}^{n \times m}$ with $n \geq m$ and full column rank, there exists a QR decomposition.*

Proof. Apply the Gram-Schmidt procedure from Algorithm 2.1 or 2.2 to the columns of \mathbf{M} , starting at the first column c_1 . Note that we only defined the Gram-Schmidt procedure for real inputs, nonetheless, all proofs are easily transferred by substituting the transpose with the conjugate transpose and using the complex inner product $\langle x, y \rangle = x^T \bar{y}$. By Proposition 2.3.3 and Corollary 2.3.5 respectively, we get an orthonormal basis q_1, \dots, q_m of the space $\text{colsp}(\mathbf{M}) =: \text{span}\{c_1, \dots, c_m\}$. Then define

$$\mathbf{Q} := \begin{pmatrix} | & & | \\ q_1 & \cdots & q_m \\ | & & | \end{pmatrix} \text{ and } \mathbf{R} := \begin{pmatrix} \langle q_1, c_1 \rangle & \langle q_1, c_2 \rangle & \cdots & \langle q_1, c_m \rangle \\ 0 & \langle q_2, c_2 \rangle & \cdots & \langle q_2, c_m \rangle \\ \vdots & \vdots & \ddots & \vdots \\ 0 & 0 & \cdots & \langle q_m, c_m \rangle \end{pmatrix}.$$

4. Numerical implementation

Thus, we can see that each column $\mathbf{QR}(i)$ of \mathbf{QR} evaluates to

$$\begin{aligned}\mathbf{QR}(i) &= \begin{pmatrix} | & & | \\ q_1 & \cdots & q_m \\ | & & | \end{pmatrix} \begin{pmatrix} \langle q_1, c_1 \rangle & \langle q_1, c_2 \rangle & \cdots & \langle q_1, c_m \rangle \\ 0 & \langle q_2, c_2 \rangle & \cdots & \langle q_2, c_m \rangle \\ \vdots & \vdots & \ddots & \vdots \\ 0 & 0 & \cdots & \langle q_n, c_m \rangle \end{pmatrix} (i) \\ &= \sum_{j=1}^i \langle q_j, c_i \rangle q_j = \sum_{j=1}^{i-1} \langle q_j, c_i \rangle q_j + \langle q_i, c_i \rangle q_i.\end{aligned}$$

Then, we additionally see that

$$\begin{aligned}1 &\stackrel{\text{Prop. 2.3.3}}{=} \langle q_i, q_i \rangle \stackrel{\text{Prop. 2.3.2}}{=} \left\langle \frac{c_i - \sum_{j=1}^{i-1} \langle q_j, c_i \rangle q_j}{\|c_i - \sum_{j=1}^{i-1} \langle q_j, c_i \rangle q_j\|_2}, q_i \right\rangle \\ &= \frac{1}{\|c_i - \sum_{j=1}^{i-1} \langle q_j, c_i \rangle q_j\|_2} \left\langle c_i - \sum_{j=1}^{i-1} \langle q_j, c_i \rangle q_j, q_i \right\rangle \\ &= \frac{1}{\|c_i - \sum_{j=1}^{i-1} \langle q_j, c_i \rangle q_j\|_2} \left(\langle c_i, q_i \rangle - \sum_{j=1}^{i-1} \langle c_i, q_j \rangle \langle q_j, q_i \rangle \right) \\ &\stackrel{\text{Prop. 2.3.3}}{=} \frac{1}{\|c_i - \sum_{j=1}^{i-1} \langle q_j, c_i \rangle q_j\|_2} \langle c_i, q_i \rangle \\ &\iff \langle q_i, c_i \rangle = \left\| c_i - \sum_{j=1}^{i-1} \langle q_j, c_i \rangle q_j \right\|_2.\end{aligned}$$

Combining these two relations, gives us

$$\mathbf{QR}(i) = \sum_{j=1}^i \langle q_j, c_i \rangle q_j = \sum_{j=1}^{i-1} \langle q_j, c_i \rangle q_j + \left\| c_i - \sum_{j=1}^{i-1} \langle q_j, c_i \rangle q_j \right\|_2 q_i.$$

Note that this is just the relation from Proposition 2.3.2 rearranged to equal c_i , showing that $\mathbf{M} = \mathbf{QR}$. Further, we also get that $\mathbf{QQ}^H = \mathbf{I}_n$, using their construction through the Gram-Schmidt procedure. \square

We will later need this QR decomposition to compute the following as well:

Definition 4.1.8 (Schur decomposition). Following [4, p. 127], let $\mathbf{M} \in \mathbb{C}^{n \times n}$, $\mathbf{U} \in \mathbb{C}^{n \times n}$ and $\mathbf{T} \in \mathbb{C}^{n \times n}$. Denote the eigenvalues of \mathbf{M} as $\lambda_1, \dots, \lambda_n$. Further, $\mathbf{U}^H \mathbf{U} = \mathbf{I}_n$ and \mathbf{T} is an upper triangle matrix with $\lambda_1, \dots, \lambda_n$ on its diagonal along with

$$\mathbf{T} = \mathbf{U} \mathbf{M} \mathbf{U}^H,$$

we call this collectively a *Schur decomposition* of \mathbf{M} .

Now we can go back to tackling our original problem of computing eigenvalues of the aggregated step matrix \mathbf{H}_j . This is done by computing a Schur decomposition of \mathbf{H}_j . In describing this computation, we follow [2, pp. 63–64].

Algorithm 4.4 QR Algorithm

```

1: Let  $\mathbf{M} \in \mathbb{C}^{n \times n}$ 
2:  $\mathbf{M}_0 := \mathbf{M}$ 
3:  $\mathbf{U}_0 := \mathbf{I}$ 
4: for  $k = 1, 2, \dots$  do
5:    $\mathbf{M}_{k-1} =: \mathbf{Q}_k \mathbf{R}_k$   $\triangleright$  Compute QR decomposition of  $\mathbf{M}_{k-1}$ 
6:    $\mathbf{M}_k := \mathbf{R}_k \mathbf{Q}_k$ 
7:    $\mathbf{U}_k := \mathbf{U}_{k-1} \mathbf{Q}_k$ 
8:  $\mathbf{T} := \mathbf{M}_\infty$ 
9:  $\mathbf{U} := \mathbf{U}_\infty$ 
10: return  $\mathbf{T}, \mathbf{U}$ 

```

Theorem 4.1.9. *Considering the QR algorithm from Algorithm 4.4 with input $\mathbf{M} \in \mathbb{C}^{n \times n}$, the matrices \mathbf{T} and \mathbf{U} form a Schur decomposition of \mathbf{M} , if \mathbf{M} has n distinct eigenvalues.*

Proof. See [2, Ch. 4 & 8]. □

Of course, Algorithm 4.4 is not directly applicable to real-world computations due to the results being defined through limits. However, it can be shown that convergence is achieved in $\mathcal{O}(n^4)$ in the general case. Even better, if the input is of the same form as \mathbf{H}_j , this can be reduced to $\mathcal{O}(n^3)$. See [2, pp. 63–88, 145–161] for a more detailed read-up of convergence speed and improvements in the case of \mathbf{H}_j . Additionally, the distinctness of all eigenvalues is solely necessary for convergence in finite time. Still, this does not severely limit the applicability of Algorithm 4.4 due to numerous numerical ‘tricks’ which can be employed to exploit properties of floating-point arithmetic to circumvent such problems in most cases.

Now that we can compute the Schur decomposition of our aggregated step matrix, we still do not know how we can get π with eigenvalue approximately one. Let $\mathbf{M}, \mathbf{U}, \mathbf{T} \in \mathbb{C}^{n \times n}$ be a Schur decomposition with $\mathbf{T} = \mathbf{U} \mathbf{M} \mathbf{U}^H$. Then, we can solve the system of linear equations given by

$$\mathbf{T}v = \lambda v \iff (\mathbf{T} - \lambda \mathbf{I}_n)v = 0$$

to compute $v \in \mathbb{R}^n$ as an eigenvector of \mathbf{T} with eigenvalue $\lambda \in \mathbb{R}$. Such a solution must always exist, as every eigenvalue must have an associated eigenvector. This only yields an eigenvector of \mathbf{T} . But as \mathbf{T} and \mathbf{M} are similar, $\mathbf{U}^H v$ is an eigenvector of \mathbf{M} with eigenvalue λ .

In our specific use-case of finding an aggregated stationary distribution π of $\mathbf{\Pi}$, we choose π such that its corresponding eigenvalue $\lambda \in \mathbb{C}$ has real part closest to one with its imaginary part closest to zero. In practice, we always find such an eigenvalue where the imaginary part is exactly zero and the real part is less than the machine epsilon away from one.

4.1.4. Runtime and memory complexity

Knowing an algorithm’s runtime and memory complexity is important to see where its limits may lie. This is no different in this case, as we want to know when using an aggregation instead of the original Markov chain is sensible.

To determine the runtime, we look at standard optimized implementations. Such a standard is given by [8] for general matrices and vectors, while [19] provides the same for sparse matrices. This special case is important as the transition matrices of large Markov chains often appear as sparse matrices. Of course, there are many implementations of these de facto standards, all

4. Numerical implementation

with minor differences in performance. However, here, we are concerned only with asymptotic performance. Thus, we can neglect performance gains made by improved data layouts or using dedicated hardware, explicitly made to compute such operations.

As a reference for runtime and memory complexity, we will use the quick reference guide for the individual operations [11]. Now, determining both the runtime and memory complexity becomes a simple task of looking what operations are done in each line of Algorithm 2.3 and how often this line is repeated. Taking n to be the state space size of the original Markov chain and j the size of the aggregated step matrix, this is shown in

Repetitions	Line	Operation	Floating point operations	Allocations
1	2	2-norm	$2n$	n
		scale vector	n	n
		copy vector	0	$2n$
j	4	matrix-vector mult.	$2n^2$	n^2
		copy vector	0	$2n$
$\frac{j}{2}$	6	dot product	$2n$	$2n$
		copy vector	0	$2n$
	7	scale vector	n	n
		vector subtraction copy vector	n 0	n $2n$
j	8	2-norm	$2n$	n
		copy scalar	0	1
	10	scale vector copy vector	n n	n $2n$

Table 4.1.: Line-by-line breakdown of memory and runtime complexity of the Arnoldi iteration from Algorithm 2.3 with number of repetitions for each line

Now, we can add up the number of floating point operations and the number of allocations, while taking the number of repetitions as a multiplicative factor in mind. This yields a runtime complexity of

$$\begin{aligned}
& \mathcal{O} \left(1 \cdot (2n + n + 0) + j \cdot \left(2n^2 + 0 + 2n + 0 + n + n + \frac{j}{2} \cdot (2n + 0 + n + n + 0) \right) \right) \\
& = \mathcal{O} \left(3n + j \cdot (2n^2 + 4n + 2jn) \right) = \mathcal{O} \left(2n^2j + 4nj + 2j^2n \right) = \mathcal{O} \left(n^2j + j^2n \right).
\end{aligned}$$

Similarly, the memory complexity ends up being the same asymptotically:

$$\begin{aligned}
& \mathcal{O} \left(1 \cdot (n + n + 2n) + j \cdot \left(n^2 + 2n + n + 1 + n + 2n + \frac{j}{2} \cdot (2n + 2n + n + n + 2n) \right) \right) \\
& = \mathcal{O} \left(4n + j \cdot (n^2 + 6n + 1 + 4jn) \right) = \mathcal{O} \left(n^2j + 6nj + j + 4j^2n \right) = \mathcal{O} \left(n^2j + j^2n \right).
\end{aligned}$$

Intuitively, this is no surprise: we need to orthogonalize each new vector q_i against all previous vectors q_1, \dots, q_{i-1} , resulting in the number of operations increasing quadratically. The other summand n^2j is, as we have seen above, a result of the complexity of the matrix-vector product $q_\ell^T \mathbf{P}$ being computed i times.

However, as already mentioned, in the context of \mathbf{P} being a transition matrix of a Markov chain, it often ends up being sparse, which enables us to decrease the runtime and memory complexity of computing the matrix-vector product to $\mathcal{O}(n)$. If we then repeat the above calculations, we can see that both the runtime and memory complexity of the Arnoldi iteration are reduced to

$$\mathcal{O}(nj + j^2n) = \mathcal{O}(j^2n).$$

Thus, if the transition matrix is sparse, increasing the aggregation size is the main concern with regard to complexity. As such, there will be some aggregation size j with respect to n , where computing the aggregation and approximating the transient distribution will be slower than directly computing the transient distribution. This problem is exacerbated by \mathbf{H}_j not being sparse, so computing each approximated transient distribution is in $\mathcal{O}(j^2)$, while computing each transient distribution is in $\mathcal{O}(n)$ due to the sparseness of \mathbf{P} .

This analysis just determined the complexity of computing an Arnoldi aggregation of a given size, so it is not applicable to real-world applications. There, we would usually not know the best size j of the Arnoldi aggregation to minimize $\|e_k\|_1$ while keeping j as small as possible. However, we have explored in Section 4.1.3 how measuring the ‘quality’ of an Arnoldi aggregation might be possible by using Algorithm 4.4 to compute $\langle |\pi|, |\mathbf{H}_j \mathbf{Q}_j - \mathbf{Q}_j \mathbf{P}| \cdot \mathbf{1}_n \rangle$. Naively, this is done in each step of Algorithm 2.3 after line ten. So with the runtime and memory complexity of Algorithm 4.4 being in $\mathcal{O}(j^3)$ for our \mathbf{H}_j , we end up in $\mathcal{O}(n^2j + j^2n + j^4)$ for non-sparse \mathbf{P} and in $\mathcal{O}(j^2n + j^4)$ for sparse ones.

4.2. Models and methodology

All models we use for evaluating Arnoldi aggregations are continuous-time Markov chains (CTMCs). For CTMCs, the analogue to the transition matrix \mathbf{P} in DTMCs is the *generator matrix* \mathbf{Q} . As we have defined the Arnoldi aggregation for DTMCs only, we transform a CTMC into a DTMC by following [22, p. 361], where we set $\mathbf{P} := \mathbf{I}_n + \frac{1}{\gamma} \mathbf{Q}$, for a given generator matrix $\mathbf{Q} \in \mathbb{R}^{n \times n}$ and some $\gamma \geq \max_{1 \leq i \leq n} |\mathbf{Q}(i, i)|$. See [22, Sec. 9.10] for a more in-depth coverage of CTMCs.

The first model we use for evaluation is a process algebra model of the resource reservation protocol (RSVP) model from [23]. There, a wireless or mobile network is modelled through a lower network channel with capacity N , an upper network channel with capacity M and several mobile nodes which request resources from both channels. Specifically, we use the model with $M = 7$, $N = 5$ and three mobile nodes because of its small size of 842 states and because of an exact aggregation with 234 states found in [18, p. 42].

Further, we use a model describing the dependability of interconnected workstation clusters from [14]. Each workstation within a cluster can randomly break down and be repaired again by a repair unit. For brevity, we will refer to this model as a cluster model from now on. We use a Markov chain modelling two clusters and 20 workstations per cluster for evaluation. This results in 15,540 states with an exact aggregation of 5523 states by [18, p. 41]. Again, this specific model is used for its exact aggregation and the larger state space size when compared to the RSVP model above.

Another model is the Lotka-Volterra model pictured in [12], which can be used to model chemical reactions or a population with prey and predators. In contrast to the last two models, there is no known exact aggregation with a smaller state space size in this case [18, p. 39]. In our specific application, we set the maximum population size to 100, resulting in

4. Numerical implementation

10,021 states. This model is interesting, as the lack of an exact aggregation enables us to compare how Arnoldi aggregations perform on Markov chains with exact aggregations and those without.

Lastly, [18, p. 39] states the same reason for choosing a prokaryotic gene expression mode from [15] as for the Lotka-Volterra model. We will refer to this as a gene model for brevity. Specifically, we chose a model with a population size of five, which results in our largest Markov chain with 43,957 states. Thus, we can see the behaviour of Arnoldi aggregations for larger Markov chains while the computation time is still acceptable.

To examine and compare the properties of Arnoldi aggregations in practice to the theoretical properties, we primarily use the RSVP model because of its exact aggregation and small size, which enable shorter computation times. Of course, we will compare Arnoldi aggregation to another aggregation method across all models.

4.3. Review

Now that we have developed the theory of Arnoldi aggregations in Chapter 3, minimized numerical instabilities in Section 4.1.2, proposed a measure in Section 4.1.3 to determine when we can terminate the aggregation process and compiled models in Section 4.2, we can realize the experiments. Firstly, in Section 4.3.1, we will look to confirm Theorems 3.1.9 and 3.1.10. Additionally, we will look at how normalizing \tilde{p}_k from Section 4.1.1 performs in practice. Section 4.3.2 will compare the Arnoldi aggregation to another aggregation method regarding the error $\|e_k\|_1$ and runtime.

4.3.1. Validating the theory

To assess all further results properly, we need to check whether the floating-point errors predicted in Section 4.1.2 manifest as described there. As our primary concern lies with neither the error term $\|\mathbf{H}_j \mathbf{Q}_j - \mathbf{Q}_j \mathbf{P}\|_\infty$ nor the residual $h_{j,j+1}$ converging to zero for an exact aggregation, we will use the RSVP model from [23] with $M = 7$, $N = 5$, three mobile nodes and 842 states in total. For proper p_0 , this model offers an exact aggregation at 234 states. For each data point, we take a sample of 100 such p_0 . This results in

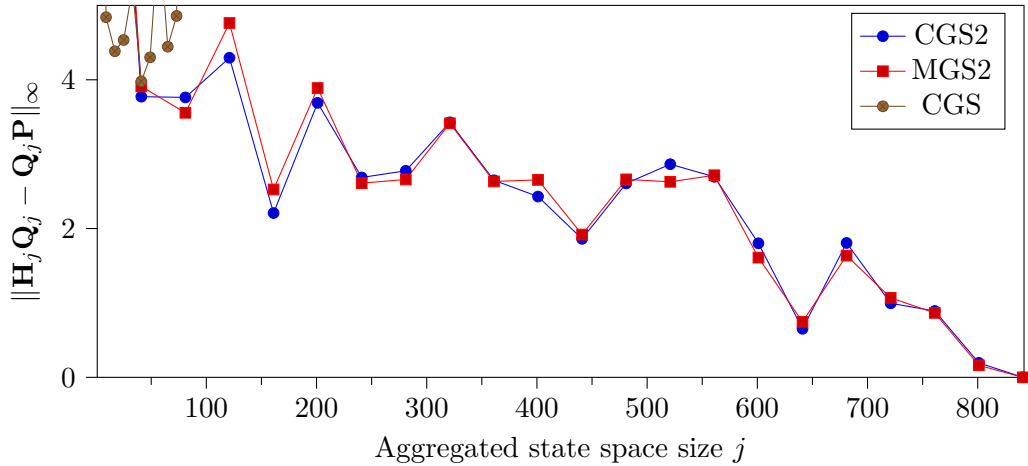


Figure 4.1.: $\|\mathbf{H}_j \mathbf{Q}_j - \mathbf{Q}_j \mathbf{P}\|_\infty$ for Arnoldi aggregations of the RSVP model

We have omitted CGSIR, MGS and MGSIR as methods of orthonormalization as they barely differ from their variant CGS and MGS2. Firstly, it is clear that CGS is too unstable for aggregations exceeding 100 in size. Further, the performance between CGS2 and MGS2 barely differs, with an average difference of 8.09% from the larger value. Thus, we will solely use CGSIR for future experiments as it enables the best performance, comparatively. It is also apparent from Figure 4.1 that the Arnoldi aggregation, as predicted, fails the criterion of $\|\mathbf{H}_j \mathbf{Q}_j - \mathbf{Q}_j \mathbf{P}\|_\infty = 0$ for an exact aggregation, which it must have found at $j \leq 234$ according to Theorem 3.1.10. These numerical problems match our prediction from Section 4.1.2. Still, we will later see that an aggregation exists at with a state space size around $j = 234$ which is exact for all practical purposes.

In general, we want to see whether the attributes described in Lemma 3.1.5 and 3.1.6 also hold in practice. We continue to use the same RSVP model as above. To first check $(j - 1)$ -exactness for an Arnoldi aggregation of size j from Lemma 3.1.5, we will choose random p_0 at 1000 samples for each data point.

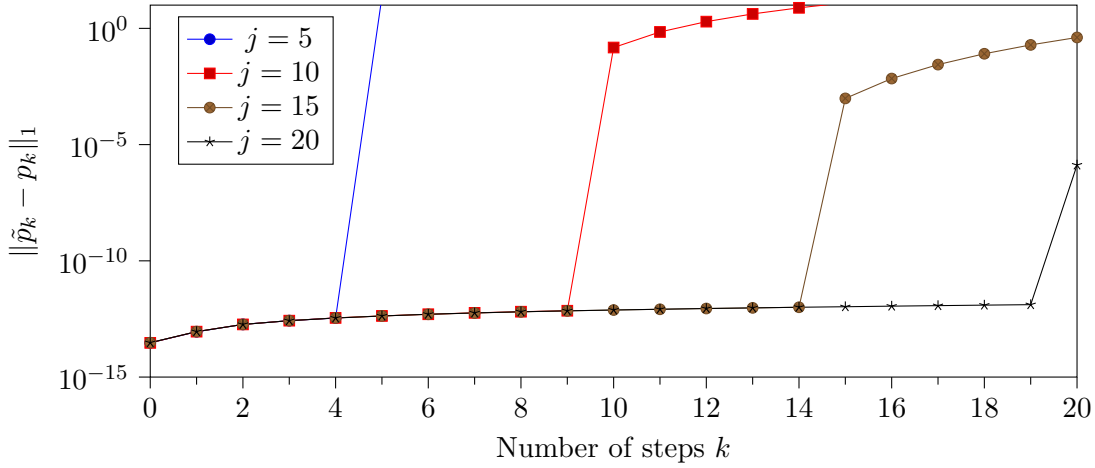


Figure 4.2.: $\|e_k\|_1$ for differing j and $0 \leq k \leq 20$ in Arnoldi aggregations of a RSVP model

There is a clear loss of accuracy for $k > j - 1$ steps, indeed indicating $(j - 1)$ -exactness. Note that for larger j , the errors $\|e_k\|_1$ for $k \leq j - 1$ are also of the same magnitude as here, but with a lesser loss of accuracy after those initial steps.

To see whether the exactness from Lemma 3.1.6 holds as well, we will look at larger aggregation sizes up to around $j = 234$, as we know there is an exact aggregation of this size from [18, p. 40]. Thus, we look at (approximated) transient distributions up to $k = 10^6$. Note that for any number of steps k , we cannot expect $\|e_k\|_1$ to be less than $k \cdot \varepsilon_M$, where ε_M is the rounding machine epsilon. This is because of the errors accumulating with each further step. For IEEE-754 64-bit floating-point numbers, it is $\varepsilon_M \approx 1.11 \cdot 10^{-16}$. At the same time, we will examine how the criterion for predicting exact aggregations from Section 4.1.3 performs in reality. We will use random p_0 , but we also choose p_0 in such a way that it is ensured that there is an exact aggregation with 234 states. Due to the considerable computational effort required to compute e_{10^6} , we take ten samples per data point.

4. Numerical implementation

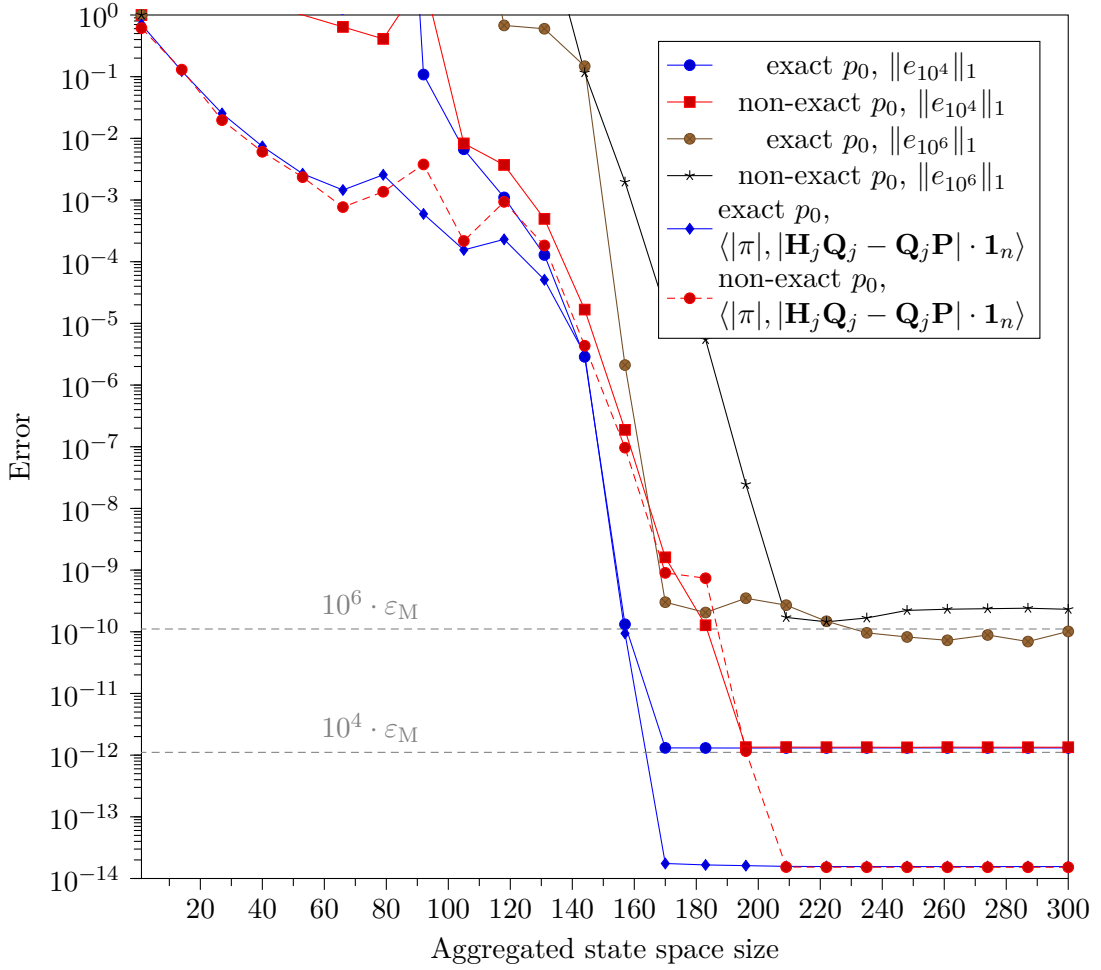


Figure 4.3.: Different error terms in relation to j of Arnoldi aggregations of a RSVP model

For $j \geq 175$, no further improvement in e_k is made for p_0 , which enable an exact aggregation, as we have reached machine precision. Note that this does not necessarily mean we have found an exact aggregation because we would need to consider all possible k to confirm this. We reach an equally low error for random p_0 , but only after $j \geq 215$. Furthermore, we can see that $\langle |\pi|, |\mathbf{H}_j \mathbf{Q}_j - \mathbf{Q}_j \mathbf{P}| \cdot \mathbf{1}_n \rangle$ does indeed plateau at the same time as $\|e_k\|_1$ for $k = 10^6$, hinting that we can at least predict whether the aggregation is exact in the first 10^6 steps. We now take a closer look at this heuristic.

Firstly, we need to confirm that the behaviour from Figure 4.3 is not exclusive to the RSVP model with its exact aggregations. We will use the workstation cluster model, which models 20 workstations per cluster, resulting in a DTMC with 15,540 states and an exact aggregation for fitting p_0 with 5523 states [18, p. 40]. Additionally, we will use the Lotka-Volterra model with 10,201 states. For the Lotka-Volterra model, there is no known exact aggregation.

Although not plotted here, we achieve very similar results as in Figure 4.3. For the workstation cluster model, $\|e_{10^6}\|_1$ and $\langle |\pi|, |\mathbf{H}_j \mathbf{Q}_j - \mathbf{Q}_j \mathbf{P}| \cdot \mathbf{1}_n \rangle$ cease to change significantly at $j \approx 400$, reducing the state space size 38-fold for random p_0 and for p_0 allowing an exact aggregation in [18, p. 40]. The result is similar for the Lotka-Volterra model, where

no improvement to $\|e_{10^6}\|_1$ and $\langle |\pi|, |\mathbf{H}_j \mathbf{Q}_j - \mathbf{Q}_j \mathbf{P}| \cdot \mathbf{1}_n \rangle$ is made after $j \approx 750$, giving us a 13-fold reduction in the state space size. Here, we only chose random p_0 . For all three models, $\|e_{10^4}\|_1 \approx 10^{-12}$, $\|e_{10^6}\|_1 \approx 10^{-9}$ and $\langle |\pi|, |\mathbf{H}_j \mathbf{Q}_j - \mathbf{Q}_j \mathbf{P}| \cdot \mathbf{1}_n \rangle \approx 10^{-14}$ all roughly hold true once they stop improving with increased state space size.

Firstly, this shows us that we can find aggregations that perform like exact ones for up to 10^6 steps, even if the formal condition for exactness is not fulfilled due to numerical errors. Importantly, we have only considered $\|e_k\|_1$ for up to $k = 10^6$, so larger inaccuracies might still arise for larger k . Thus, the heuristic of $\langle |\pi|, |\mathbf{H}_j \mathbf{Q}_j - \mathbf{Q}_j \mathbf{P}| \cdot \mathbf{1}_n \rangle$ seemingly indicates that an aggregation will no longer improve when j is increased. So, while we cannot confirm Lemma 3.1.6, we have found a useful heuristic for predicting when an Arnoldi aggregation will behave similarly to an exact one. This heuristic is given through the rate of change of $\langle |\pi|, |\mathbf{H}_j \mathbf{Q}_j - \mathbf{Q}_j \mathbf{P}| \cdot \mathbf{1}_n \rangle$, with respect to j , nearing zero. Additionally, we get \tilde{p} through this heuristic. Although we have again not shown it here, $\|\tilde{p}^T - \tilde{p}^T \mathbf{P}\|_1$ ceases to change along with $\langle |\pi|, |\mathbf{H}_j \mathbf{Q}_j - \mathbf{Q}_j \mathbf{P}| \cdot \mathbf{1}_n \rangle$ at $\|\tilde{p}^T - \tilde{p}^T \mathbf{P}\|_1 \approx 10^{-14}$. Thus, \tilde{p} provides a good approximation of a stationary distribution.

Further, we know from Figure 4.1 that the error bound from Proposition 2.2.7 will yield inadequate bounds for the error. As such, we now want to check how the bound from Proposition 2.2.6 performs in practice, by looking at the difference between the error bound and the actual error.

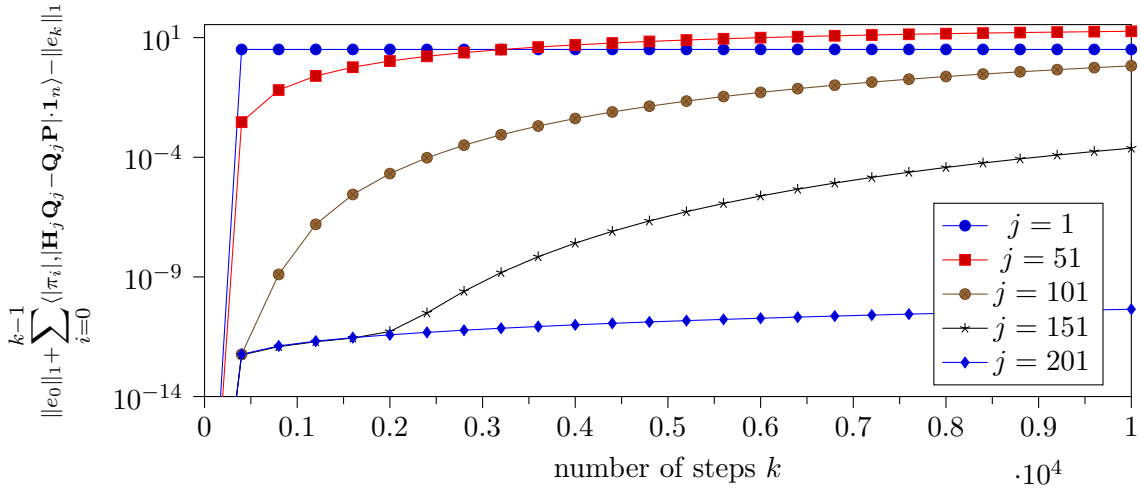


Figure 4.4.: Error bounds in the RSVP model for different j and k

For larger j , the approximations get much better. Additionally, as can be seen through the aggregations with $j = 151$ and $j = 201$ for $1 \leq k \leq 0.2 \cdot 10^4$, the approximation from Proposition 2.2.6 stops changing up to some k for large enough j . This invariance is also observed for smaller and larger k and j on all different models from Section 4.2.

As a last point, we will look at how normalizing \tilde{p}_k can help to increase its accuracy. Once again, we will use the same RSVP model as before, with random p_0 and $j = 150$ and a sample size of 1000 per data point.

4. Numerical implementation

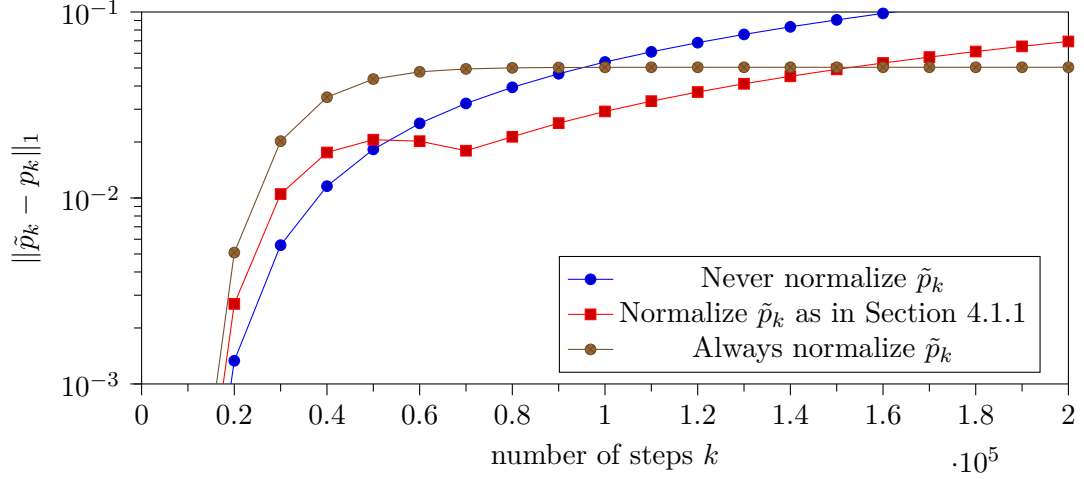
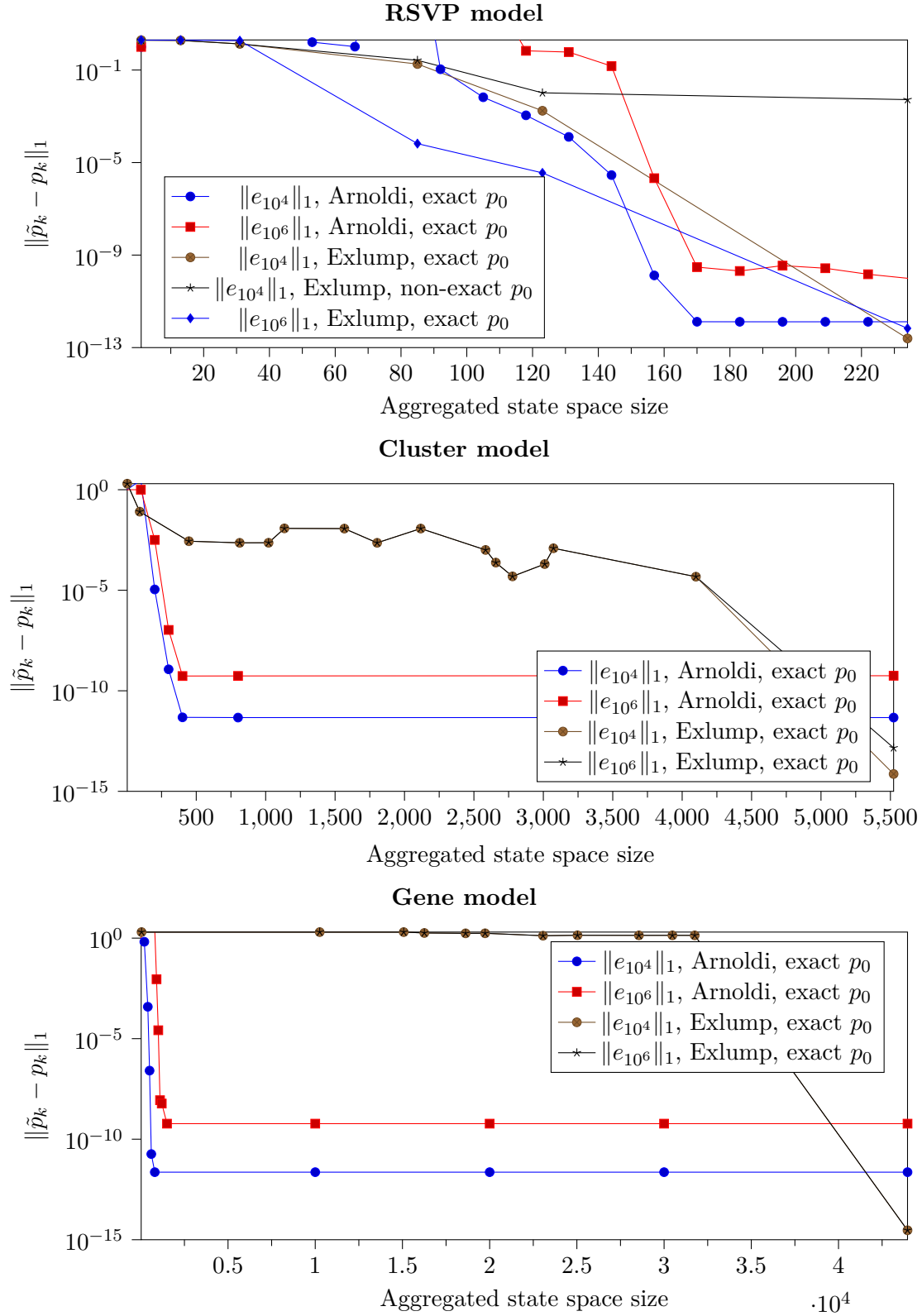


Figure 4.5.: Normalization of \tilde{p}_k under different conditions.

We can already see that the propositions in Section 4.1.1 improve \tilde{p}_k , especially for large k . On the other hand, for smaller k , we have a worsening effect, either caused by floating-point errors or by some of the postulated conjectures being false. Additionally, the three conjectures are essential, as the two proven theorems can be applied only very rarely in practice. The same behaviour is observed again to a more extreme degree for \tilde{p}_k if we choose to normalize it in all cases. Although not shown here, the improvements made by always normalizing are much more pronounced when looking at $k > 2 \cdot 10^5$, as the error stays at around 0.05, while the error term slowly diverges in the other two cases. Further, \tilde{p}_k does not gain or lose meaningful accuracy after normalization for larger state space sizes because \tilde{p}_k is a good approximation of p_k ; thus, $\|\tilde{p}_k\|_1$ is close to one. Thus, normalizing \tilde{p}_k is mainly useful if it is less accurate due to using a small aggregation. Nonetheless, continuing from here, we will never normalize \tilde{p}_k because sometimes the error worsens, and we want to compare Arnoldi aggregations to other aggregations where normalization does not occur either.

4.3.2. Comparison to Exlump aggregations

In Section 4.3.1, we confirm that our implementation of the Arnoldi aggregation behaves as expected. Thus, we now compare it to the Exlump Algorithm from [18, Alg. 3]. There, a stricter definition of aggregation is used, where we partition the original state space into the aggregated one. Intuitively, we can view the disaggregation matrix \mathbf{A} as a matrix where $\mathbf{A}(i, j)$ is the probability that we are in the j -th state under the assumption that we are in the i -th state of the aggregated state space. Different ways of choosing such an \mathbf{A} are shown in [18, pp. 4, 39]. We choose $\mathbf{A}(i, j)$ as the reciprocal of the size of the i -th aggregate and will call Exlump aggregations with such \mathbf{A} *uniform*. Furthermore, Exlump aggregations are computed independent of a starting vector p_0 , making it perform differently for different p_0 . Specifically, if p_0 is uniform among the states within every aggregate, the initial error $\|e_0\|_1$ is especially small. We call such p_0 *exact*. We start by comparing the error made by both aggregation methods for the RSVP, cluster, and gene model.

Figure 4.6.: $\|e_k\|_1$ in different models for Arnoldi and Exlump aggregations

4. Numerical implementation

In the RSVP model, both aggregation methods perform similarly for an aggregated state space size $j \geq 150$. Before this point, the error made by the Arnoldi aggregation is larger or equal in all cases. For Exlump, the error is bounded above by two. This bound is explained by Π acting like a Markov chain and by π_k and \tilde{p}_k still being probability distributions [18, p. 3], as the 1-norm of the difference of two probability distributions can be at most two. Although not shown here, $\|e_{10^6}\|_1$ in Exlump aggregations with non-exact p_0 is close to $\|e_{10^6}\|_1$ for exact p_0 . This closeness contrasts the exact and non-exact p_0 at $k = 10^4$. This effect is caused by \tilde{p}_{10^6} and p_{10^6} having approximated the same eigenvector or stationary distribution of \mathbf{P} up to an error of 10^{-8} . For $k = 10^4$, this convergence has not yet happened.

If we look at the larger cluster model, the behaviour is different. The Arnoldi aggregation consistently outperforms the Exlump aggregation, except for very small or large j . In the case of small j , it is for the same reason mentioned beforehand. Still, both methods do not yield usable aggregations for $1 \leq j \leq 100$. However, the exact aggregation found by Exlump at $j = 5523$ performs better than the Arnoldi aggregation, which has already stopped improving at $j \approx 400$. Even further, $\|e_k\|_1$ is the same for both $k = 10^4$ and $k = 10^6$ in the Exlump aggregation. This can also be observed for more k . In contrast, $\|e_k\|_1$ in the Arnoldi aggregation is generally bounded through $k \cdot \varepsilon_M \leq \|e_k\|_1$, as already seen in Figure 4.3. This difference between aggregation methods is again explained by π_0 converging more rapidly towards an eigenvector in Exlump aggregations than in Arnoldi aggregations. For example, $\|\pi_{10^4}^\top - \pi_{10^4}^\top \Pi\|_1$ is roughly 10^{-28} in Exlump aggregations and 10^{-12} in Arnoldi aggregations for $j = 2778$. So, computing $\pi_{k+1}^\top = \pi_k^\top \Pi$ is like applying \mathbf{I} to π_k^\top , where practically no error is made. Thus, computing \tilde{p}_k in Exlump aggregations is numerically more stable, giving us $|\|e_{10^4}\|_1 - \|e_{10^6}\|_1| \approx 10^{-10}$. We will continue to observe this effect. Lastly, using non-exact p_0 yields the same result. For Exlump aggregations, this is explained by the stationary distribution of the cluster model being close to uniform, which random p_0 are as well.

Finally, we look at the gene model, for which the Exlump method finds no exact aggregation. Hence, Exlump finds no sensible aggregation except for $j = n = 43,957$. In contrast, Arnoldi aggregations quickly improve with larger j until $j \approx 1100$. From this aggregated state space size onward, we again reach the typical error observed for the other models with Arnoldi aggregations. The same behaviour was observed in the Lotka-Volterra model, where Exlump fails to yield usable aggregations until $j = n = 10,201$, while the Arnoldi aggregations gave the same small errors as above for $j \geq 600$.

Although not pictured here, the behaviour of the Lotka-Volterra model concerning Exlump and Arnoldi aggregations mirrors that of the gene model, although extended to its larger state space size. This similarity hints at this behaviour being expected for Markov chains where Exlump can not find an exact aggregation.

In summary, Exlump outperforms Arnoldi at the same aggregated state space size for small Markov chains with exact aggregations. It is the other way around for larger Markov chains with exact aggregations, except for when Exlump finds this exact aggregation. Exlump's superiority over Arnoldi at exact aggregations is due to Exlump's numerically more stable computation of \tilde{p}_k . This instability of Arnoldi implies that if $k \geq 10^{11}$, then Arnoldi aggregations will always yield $\|e_k\|_1 \geq 1$, making it useless for such k . This problem does not arise in Exlump aggregations. Lastly, for Markov chains where Exlump finds no exact aggregation, it fails to find any usable aggregations, except if $j = n$, while Arnoldi eventually converges much earlier than usual.

Now that we have compared the errors made by both aggregation methods, we must also compare their runtime to assess their usability. We will compute \tilde{p}_{10^5} and p_{10^5} respectively

for differing aggregated state space sizes. We will also further measure the runtime piecewise for Arnoldi aggregations to determine the expensive parts. Thus, we measure once without computing the convergence criterion from Section 4.1.3 with Algorithm 4.4 and then include it in another run. Similarly, we exclude the computation time for \tilde{p}_{10^5} in one run and include it in another one. As Exlump is implemented in Python and Arnoldi in Julia, we compare their runtimes to the runtime needed to compute p_{10^5} in their respective languages, as not to compare the speed of Python and Julia. Again, we use the same three models as before.

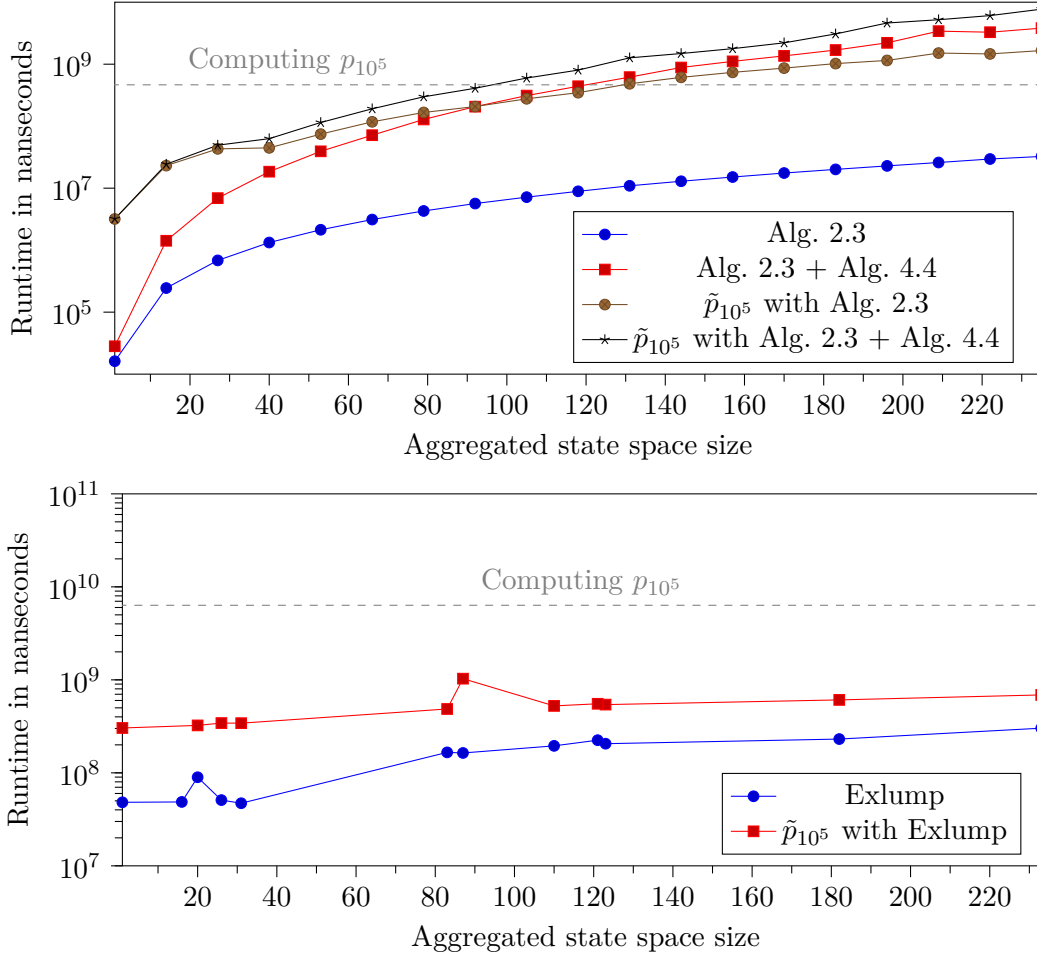


Figure 4.7.: Runtime of computing Arnoldi and Exlump aggregations of the RSVP model

Firstly, the convergence criterion via Algorithm 4.4 causes the most significant hit to the runtime, accounting for up to 80% of the total runtime. Then, 19% is taken to compute \tilde{p}_{10^5} . If we include the convergence criterion, we can see in Figure 4.7 that Exlump consistently outperforms Arnoldi for the same j , considering Figure 4.6, with Exlump being consistently faster than just computing p_{10^5} . Even if we exclude Algorithm 4.4, making the Arnoldi method faster than naively computing p_{10^5} for $j \leq 130$, Exlump is still faster at a similar, sometimes even better, error $\|e_k\|_1$. Even though Exlump's Π is sparse, and \mathbf{H}_j is not, again, about 19% of the total runtime is needed for Exlump to compute \tilde{p}_{10^5} . This may be due to the small aggregated state space size, where the runtime difference given by sparse vector-matrix

4. Numerical implementation

multiplication is not yet fully exploited or because of the aggregation being computed being relatively fast.

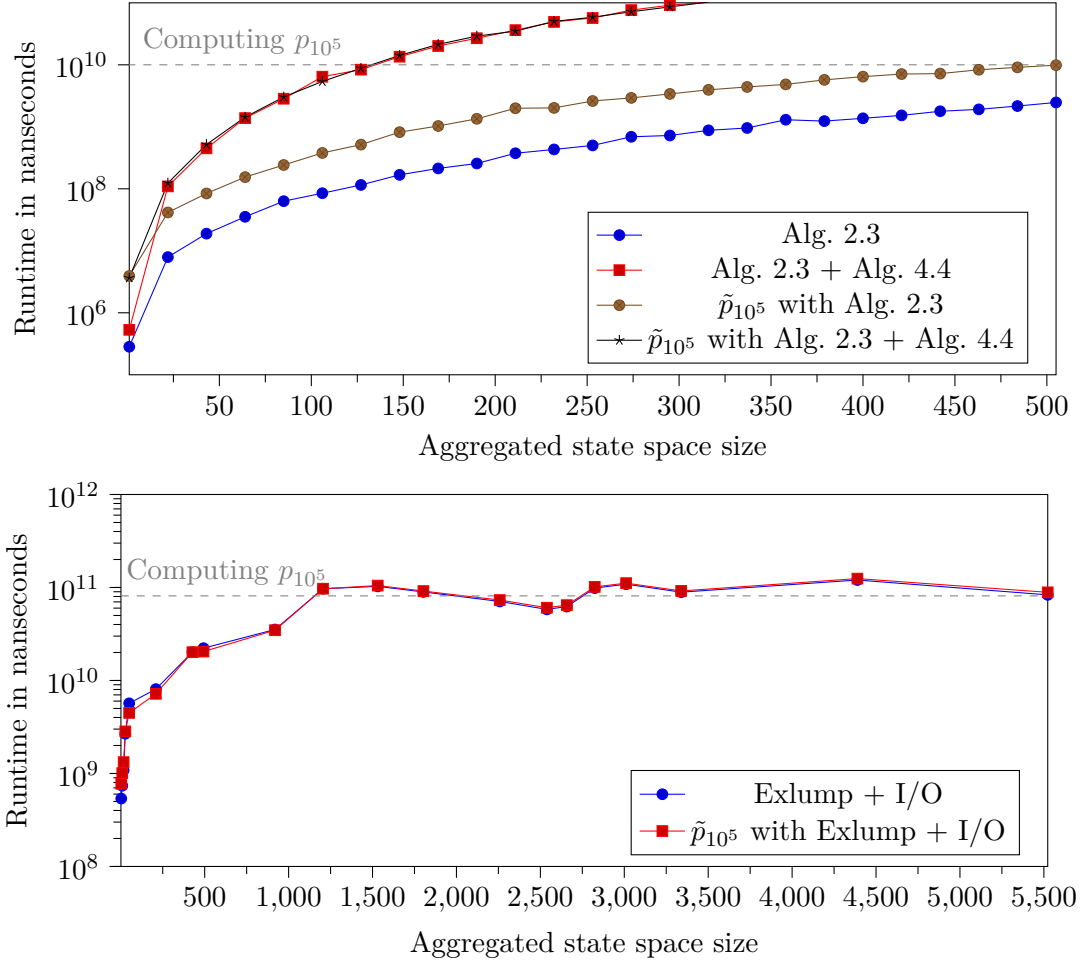


Figure 4.8.: Runtime of computing Arnoldi and Exlump aggregations of the cluster model

A similar picture emerges in the runtime analysis of the cluster model. In the Arnoldi method, we cease to achieve usable runtimes after $j \approx 130$. Due to the larger state space sizes, we have that just computing the Arnoldi aggregation with the convergence criterion takes about 97% of the total time, while computing \tilde{p}_{10^5} takes 1%. On the other hand, for the Exlump method, computing \tilde{p}_{10^5} takes 7% of the total time.

As the state space size is much larger here than in the RSVP model, the sparse vector-matrix multiplication is faster than the normal one. Thus, the effect of \tilde{p}_{10^5} needing, relatively, more time in Exlump than in Arnoldi is explained through the comparatively faster computation of an Exlump aggregation. The convergence criterion will generally dominate the runtime, as it is in $\mathcal{O}(j^4)$, while the Arnoldi iteration and computation of \tilde{p}_k are in $\mathcal{O}(j^2)$.

Lastly, we look at the gene model. From Figure 4.6, we already know that the only usable Exlump aggregation is the same size as the original Markov chain, which will always result in a runtime worse than just using \mathbf{P} outright. As such, we will just look at Arnoldi aggregations, to see whether we can achieve a usable speedup in this case.

Although the Lotka-Volterra model also lacks an exact aggregation, we chose the gene model for this purpose. This is because, as we know from Figure 4.6, a good Arnoldi aggregation is found earlier in the gene model than in the full state space size.

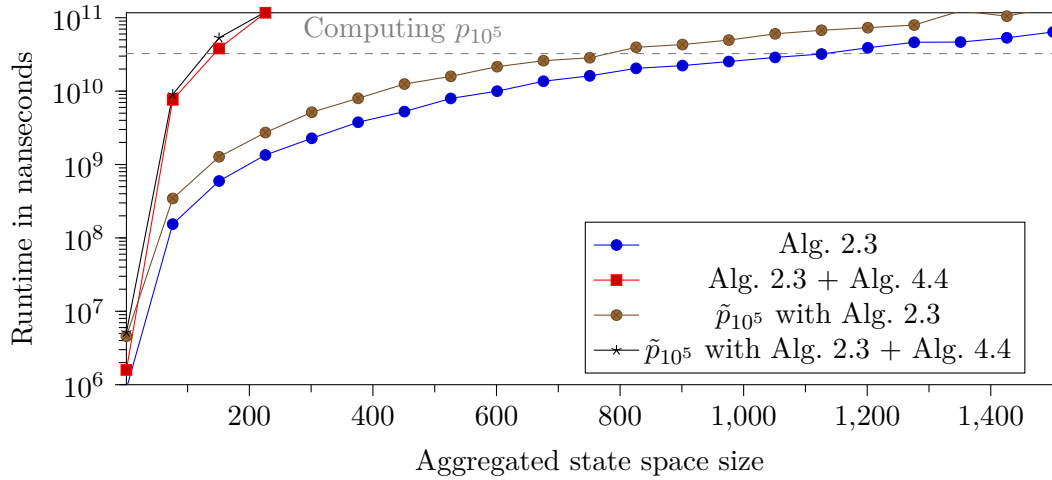


Figure 4.9.: Runtime of computing Arnoldi aggregations of the gene model

Again, if we include the convergence criterion, we fail to compute a usable aggregation quickly enough. After $j \approx 150$, computing \tilde{p}_{10^5} takes longer than computing p_{10^5} . When ignoring the convergence criterion, aggregations up to $j \approx 800$ are computed fast enough to be useful. There, we get the following errors and speedups, when compared to the time needed to compute p_k :

j	$\approx \frac{\text{Runtime for } \tilde{p}_{10^5}}{\text{Runtime for } p_{10^5}}$	$\approx \ e_{10^5}\ $
500	0.10	$2 \cdot 10^{-1}$
600	0.66	$8 \cdot 10^{-2}$
700	0.82	$6 \cdot 10^{-3}$
800	1.01	$1 \cdot 10^{-3}$

Table 4.2.: Speedup and $\|e_{10^5}\|_1$ in Algorithm 2.3 with the gene model

The Arnoldi method with the convergence criterion is too slow to achieve significant or even any speedups. On the other hand, Exlump can give useful aggregations in some cases, such as in Figure 4.7 or, to a more limited degree, in Figure 4.8. Thus, Exlump is ahead of Arnoldi if an exact aggregation can be found. When removing the costly convergence criterion from Arnoldi, we can sometimes find a useful aggregation of a Markov chain where Exlump failed; see Figures 4.6 and 4.9. Even then, the needed runtime limits the usability.

5. Conclusion

To conclude this thesis, we summarize all important results in Section 5.1. This summary includes important theoretical properties in exact arithmetic of Arnoldi aggregations, the behaviour of Arnoldi aggregations in floating-point arithmetic, its runtime, and an evaluation of computed Arnoldi aggregations. Then, in Section 5.2, we highlight important gaps and shortcomings of our current work while offering some possible approaches to fixing them. These mainly concern the runtime of our implementation.

5.1. Results

Theorem 3.1.9 shows that an Arnoldi aggregation of size j is $(j - 1)$ -exact with minimal state space size. In Theorem 3.1.10, we have also seen that if an Arnoldi aggregation is exact, it is again of minimal state space size. Both results are shown in exact arithmetic only. Then, in Section 2.2 an example is provided to show that improving the error bounds presented in [18] is not possible for Arnoldi aggregations in general and specifically for NCD Markov chains.

Moving on to practical results, we have shown in Section 4.1.1 and Figure 4.5 that normalizing \tilde{p}_k with respect to the 1-norm helps increase its accuracy, especially if the error is substantial. Further, we have proven two conditions under which we know normalization helps. However, these apply very rarely, so we have provided another three postulations, which remain unproven but can be applied more commonly. Then, in Section 4.3.1, we see that Theorem 3.1.9 holds in floating-point arithmetic, whereas Theorem 3.1.10 does not. To determine when an Arnoldi aggregation has reached a sufficient level of accuracy, we introduce and experimentally validate a new convergence criterion via $\langle |\pi|, |\mathbf{H}_j \mathbf{Q}_j - \mathbf{Q}_j \mathbf{P}| \cdot \mathbf{1}_1 \rangle$.

Lastly, we compare Arnoldi aggregations to Exlump aggregations from [18] for four Markov chain models. Exlump outperforms Arnoldi for smaller models where Exlump can find an exact aggregation smaller than the original Markov chain, as shown in Figures 4.6 and 4.7. If the model is larger but Exlump can still find such an exact aggregation, Arnoldi yields a smaller error but at a substantially larger runtime, making Exlump the more viable method. However, if Exlump fails to find an exact aggregation substantially smaller than the original Markov chain, it is outperformed by Arnoldi, which can find aggregation with a much smaller error, at the price of a long runtime. Figures 4.7, 4.8 and 4.9 show that the computation of π for our convergence criterion mainly contributes to this runtime. This runtime makes it slower to compute an Arnoldi aggregation and the approximated transient distribution \tilde{p}_k , especially for larger k . Although, if k is smaller, there can be cases where using the Arnoldi aggregation with a small error is faster than naively computing p_k .

Another area where Arnoldi can outperform Exlump is the aggregation of non-sparse Markov chains. This shift in performance is caused by $\mathbf{\Pi}$ retaining the sparseness property of \mathbf{P} in Exlump, which is not the case in Arnoldi. Thus, if \mathbf{P} is sparse, the approximated transient distribution can be computed much faster in Exlump. This advantage vanishes if \mathbf{P} is no longer sparse.

5.2. Outlook

There multiple aspects which can still be expanded upon. In general, for all kinds of aggregations, the idea of normalizing \tilde{p}_k from Section 4.1.1 must be further worked upon to be useful in practice. This work includes a (dis-)proof of Conjectures 4.1.3, 4.1.4 and 4.1.5. Still, these bounds to \tilde{p}_k for (4.1) are far from tight, as we have seen in Figure 4.5. Thus, improvements to the existing bounds are necessary as well.

Furthermore, improving Arnoldi aggregations is still possible in many aspects. Firstly, we have formally introduced the Arnoldi aggregation only for DTMCs in Chapter 3. However, we have observed similar properties and performance in experiments when using CTMCs instead. This application to CTMCs can also be formalized and experimented upon to investigate such aggregations. A second way to extend the theory for Arnoldi aggregations is to look for specific Markov chains where the error bound can be improved, in contrast to Section 3.2.

Lastly, and most importantly, the applicability to real-world problems must be improved, mainly by decreasing the runtime, as seen in Section 4.3.2. This is done the easiest by adapting the current implementation. Currently, we compute $\langle |\pi|, |\mathbf{H}_j \mathbf{Q}_j - \mathbf{Q}_j \mathbf{P}| \cdot \mathbf{1}_n \rangle$ for every aggregation size. Thus, it is possible to compute it only every i steps, reducing the runtime of this, by far, most intensive part by a factor of $\frac{1}{i}$. As this method would inevitably lead to larger aggregated state space sizes, one must determine i to strike a good balance between terminating as early as possible and computing $\langle |\pi|, |\mathbf{H}_j \mathbf{Q}_j - \mathbf{Q}_j \mathbf{P}| \cdot \mathbf{1}_n \rangle$ as rarely. Nonetheless, the overall runtime complexity remains the same, as it only changes by a factor of $\frac{1}{i}$, meaning that finding another, faster convergence criterion is still very much needed for a larger aggregated state space size.

One way to decrease the runtime is to use a faster implementation of the Gram-Schmidt procedure. We use a simple non-parallelized version of CGSIR. However, it is, for example as shown in [17], possible to parallelize all versions of the Gram-Schmidt procedure, although to different degrees. Further, another version of the Gram-Schmidt procedure, besides the ones we know so far (CGS, MGS, ...) might yield better results at fewer necessary floating-point operations for large vectors. One such method is presented with the ‘randomized Gram-Schmidt procedure’ from [3]. Still, it is unclear how this method can be adapted to be used in the Arnoldi iteration.

Another approach to decrease the runtime is to keep the aggregated state space size j small. This reduction is possible through so-called restarting. In general, this means reducing an Arnoldi relation (see Lemma 2.3.11) of size j to some other Arnoldi relation of size $j - \ell$ and then expanding the smaller relation again to size j . We repeat this so-called restarting until meeting some criterion. The two most common methods of restarting are shown in [2, pp. 195–215] and [21]. In a rough prototype, we applied the algorithm from [21] to our gene model. Across different, sensible values for the number of restarts and aggregated state space size, π_0 , as chosen in Definition 3.1.2 and chosen as an approximate solution of $\pi_0^\top \mathbf{A} = p_0$, yielded bad results for $\|e_k\|_1$ in general. So, it is unclear which starting vector, if any, yields low initial errors.

Further, the above algorithms were developed to yield good approximations of eigenvalues and -vectors, which does not imply good properties for an aggregation. As such, finding a restarting method that is purpose-fit for aggregating Markov chains may be necessary. This method should ideally resolve the problems above while maintaining a low error, similar to the one in Figure 4.6.

Abbreviations

DTMC discrete-time Markov chain

CTMC continuous-time Markov chain

IH induction hypothesis

CGS classical Gram-Schmidt procedure

CGSIR classical Gram-Schmidt procedure with iterative reorthogonalization

CGS2 classical Gram-Schmidt procedure with reorthogonalization

MGS modified Gram-Schmidt procedure

MGSIR modified Gram-Schmidt procedure with iterative reorthogonalization

MGS2 modified Gram-Schmidt procedure with reorthogonalization

RSVP resource reservation protocol

NCD nearly completely decomposable

List of Figures

2.1. A weighted, directed graph representing a Markov chain with four states . . .	3
4.1. $\ \mathbf{H}_j \mathbf{Q}_j - \mathbf{Q}_j \mathbf{P}\ _\infty$ for Arnoldi aggregations of the RSVP model	32
4.2. $\ e_k\ _1$ for differing j and $0 \leq k \leq 20$ in Arnoldi aggregations of a RSVP model	33
4.3. Different error terms in relation to j of Arnoldi aggregations of a RSVP model	34
4.4. Error bounds in the RSVP model for different j and k	35
4.5. Normalization of \tilde{p}_k under different conditions.	36
4.6. $\ e_k\ _1$ in different models for Arnoldi and Exlump aggregations	37
4.7. Runtime of computing Arnoldi and Exlump aggregations of the RSVP model	39
4.8. Runtime of computing Arnoldi and Exlump aggregations of the cluster model	40
4.9. Runtime of computing Arnoldi aggregations of the gene model	41

List of Algorithms

2.1. Classical Gram-Schmidt procedure	11
2.2. Modified Gram-Schmidt procedure	12
2.3. Arnoldi Iteration	14
4.4. QR Algorithm	29

List of Tables

4.1. Line-by-line breakdown of memory and runtime complexity of the Arnoldi iteration from Algorithm 2.3 with number of repetitions for each line	30
4.2. Speedup and $\ e_{10^5}\ _1$ in Algorithm 2.3 with the gene model	41

Bibliography

- [1] Alessandro Abate et al. ‘Adaptive formal approximations of Markov chains’. In: *Performance Evaluation* 148 (2021), p. 102207. ISSN: 0166-5316. DOI: 10.1016/j.peva.2021.102207.
- [2] Peter Arbenz. *Lecture Notes on Solving Large Scale Eigenvalue Problems*. 2016. URL: <https://people.inf.ethz.ch/arbenz/ewp/Lnotes/lsevp.pdf> (visited on 11th Feb. 2025).
- [3] Oleg Balabanov and Laura Grigori. ‘Randomized Gram–Schmidt Process with Application to GMRES’. In: *SIAM Journal on Scientific Computing* 44.3 (2022), A1450–A1474. DOI: 10.1137/20M138870X.
- [4] Larisa Beilina, Evgenii Karchevskii and Mikhail Karchevskii. *Numerical Linear Algebra: Theory and Applications*. 1st ed. Springer Cham, Sept. 2017. ISBN: 978-3-319-57304-5. DOI: 10.1007/978-3-319-57304-5.
- [5] Jeff Bezanson et al. ‘Julia: A fresh approach to numerical computing’. In: *SIAM Review* 59.1 (2017), pp. 65–98. DOI: 10.1137/141000671. URL: <https://epubs.siam.org/doi/10.1137/141000671>.
- [6] Andreas Bittracher and Christof Schütte. ‘A probabilistic algorithm for aggregating vastly undersampled large Markov chains’. In: *Physica D: Nonlinear Phenomena* 416 (2021), p. 132799. ISSN: 0167-2789. DOI: 10.1016/j.physd.2020.132799.
- [7] Åke. Björck. ‘Numerics of Gram-Schmidt orthogonalization’. In: *Linear Algebra and its Applications* 197-198 (1994), pp. 297–316. ISSN: 0024-3795. DOI: [https://doi.org/10.1016/0024-3795\(94\)90493-6](https://doi.org/10.1016/0024-3795(94)90493-6).
- [8] L. S. Blackford et al. ‘An updated set of basic linear algebra subprograms (BLAS)’. In: *ACM Transactions on Mathematical Software* 28.2 (June 2002), pp. 135–151. ISSN: 0098-3500. DOI: 10.1145/567806.567807.
- [9] Joseph K. Blitzstein and Jessica Hwang. ‘Markov chains’. In: *Introduction to Probability*. Ed. by John Kimmel. 2nd ed. Chapman and Hall/CRC, Feb. 2019, pp. 497–524. ISBN: 978-0-429-42835-7. DOI: 10.1201/9780429428357.
- [10] Peter Buchholz and Jan Kriege. ‘Approximate aggregation of Markovian models using alternating least squares’. In: *Performance Evaluation* 73 (2014). Special Issue on the 9th International Conference on Quantitative Evaluation of Systems, pp. 73–90. ISSN: 0166-5316. DOI: 10.1016/j.peva.2013.09.001.
- [11] Mark Gates. *BLAS Fortran 77 prototypes*. The University of Tennessee, 2011. URL: <https://www.netlib.org/blas/blas.pdf> (visited on 11th Feb. 2025).
- [12] Daniel T. Gillespie. ‘Exact stochastic simulation of coupled chemical reactions’. In: *The Journal of Physical Chemistry* 81.25 (Dec. 1977), pp. 2340–2361. DOI: 10.1021/j100540a008.

- [13] Jutho Haegeman. *KrylovKit*. Version 0.8.3. Nov. 2024. DOI: 10.5281/zenodo.14156093.
- [14] B.R. Haverkort, H. Hermanns and J.-P. Katoen. ‘On the use of model checking techniques for dependability evaluation’. In: *Proceedings 19th IEEE Symposium on Reliable Distributed Systems SRDS-2000*. 2000, pp. 228–237. DOI: 10.1109/RELDI.2000.885410.
- [15] Andrzej M. Kierzek, Jolanta Zaim and Piotr Zielenkiewicz. ‘The Effect of Transcription and Translation Initiation Frequencies on the Stochastic Fluctuations in Prokaryotic Gene Expression’. In: *Journal of Biological Chemistry* 276.11 (Nov. 2001), pp. 8165–8171. DOI: 10.1074/jbc.M006264200.
- [16] Steven J. Leon, Åke Björck and Walter Gander. ‘Gram-Schmidt orthogonalization: 100 years and more’. In: *Numerical Linear Algebra with Applications* 20.3 (2013), pp. 492–532. DOI: <https://doi.org/10.1002/nla.1839>.
- [17] F. J. Lingen. ‘Efficient Gram-Schmidt orthonormalisation on parallel computers’. In: *Communications in Numerical Methods in Engineering* 16.1 (2000), pp. 57–66. DOI: 10.1002/(SICI)1099-0887(200001)16:1<57::AID-CNM320>3.0.CO;2-I.
- [18] Fabian Michel and Markus Siegle. *Formal Error Bounds for the State Space Reduction of Markov Chains*. Aug. 2024. DOI: 10.48550/arXiv.2403.07618.
- [19] Roldan Pozo, Iain S. Duff and Michael A. Heroux. ‘An overview of the sparse basic linear algebra subprograms: The new standard from the BLAS technical forum’. In: *ACM Transactions on Mathematical Software* 28.2 (June 2002), pp. 239–267. ISSN: 0098-3500. DOI: 10.1145/567806.567810.
- [20] Herbert A. Simon and Albert Ando. ‘Aggregation of Variables in Dynamic Systems’. In: *Econometrica* 29.2 (1961), pp. 111–138. ISSN: 00129682, 14680262. URL: <http://www.jstor.org/stable/1909285> (visited on 2nd Feb. 2025).
- [21] G. W. Stewart. ‘A Krylov-Schur Algorithm for Large Eigenproblems’. In: *SIAM Journal on Matrix Analysis and Applications* 23.3 (2002), pp. 601–614. DOI: 10.1137/S0895479800371529.
- [22] William J. Stewart. ‘Markov chains’. In: *Probability, Markov Chains, Queues, and Simulation: The Mathematical Basis of Performance Modeling*. 1st ed. Princeton University Press, 2009, pp. 191–382. ISBN: 978-0-691-14062-9. DOI: 10.2307/j.ctvcn4gtc.
- [23] H. Wang, D. I. Laurenson and J. Hillston. ‘Evaluation of RSVP and Mobility-Aware RSVP Using Performance Evaluation Process Algebra’. In: *2008 IEEE International Conference on Communications*. May 2008, pp. 192–197. DOI: 10.1109/ICC.2008.43.

A. Source code

The used Julia version from [5] is 1.11.2 and for KrylovKit from [13], version 0.9.4 is used. Note that these are only the source-files regarding key functionalities. Things such as input-/output-handling are not shown here. Lastly, ‘Naive arnoldi’ refers to the method of aggregation as presented in Definition 3.1.2, whereas ‘Arnoldi-Schur’ refers to the same with the addition of Algorithm 4.4 at the end to compute the approximated stationary distribution or $\langle |\pi|, |\Pi\mathbf{A} - \mathbf{A}\mathbf{P}| \cdot \mathbf{1}_n \rangle$ as a convergence criterion from Section 4.1.3. Lastly, in ‘dynamic Arnoldi-Schur’ the same is done, but Algorithm 4.4 is used in a selected number of iterations to determine when to terminate.

algorithms.jl

```
using LinearAlgebra
using KrylovKit

"""
    naive_arnoldi(k::Int, orth::KrylovKit.Orthogonalizer)

Return a function which takes a Markov chain ‘P’ with initial distribution
‘p_0’ and returns its Arnoldi aggregation of size ‘k’, using the given
method of orthonormalization ‘orth’.
"""
function naive_arnoldi(k::Int, orth::KrylovKit.Orthogonalizer)
    return (P::AbstractMatrix, p_0::AbstractVector) ->
        _naive_arnoldi_impl(P, p_0, k, orth)
end

"""
    arnoldi_schur(k::Int, orth::KrylovKit.Orthogonalizer)

Return a function which takes a Markov chain ‘P’ with initial distribution
‘p_0’ and returns its Arnoldi aggregation of size ‘k’, using the given
method of orthonormalization ‘orth’.
Further, the convergence criterion via the Schur decomposition
of ‘Π’ is computed but not applied.
"""
function arnoldi_schur(k::Int, orth::KrylovKit.Orthogonalizer)
    return (P::AbstractMatrix{Float64}, p_0::Vector{Float64}) ->
        _arnoldi_schur_impl(P, p_0, k, orth)
end
```

A. Source code

```
"""
    dynamic_arnoldi_schur(k::Int, orth::KrylovKit.Orthogonalizer)

Return a function which takes a Markov chain 'P' with initial distribution
'p_0' and returns its Arnoldi aggregation of size 'k', using the given
method of orthonormalization 'orth'.
Further, the convergence criterion via the Schur decomposition
of ' $\Pi$ ' is used and actually applied.
"""
function dynamic_arnoldi_schur(k::Int, ε::Float64, step_size::Int64,
    orth::KrylovKit.Orthogonalizer)
    return (P::AbstractMatrix{Float64}, p_0::Vector{Float64}) ->
        _dynamic_arnoldi_schur_impl(P, p_0, k, ε,
            step_size, orth)
end

"""
    _naive_arnoldi_impl(P::AbstractMatrix, p_0::AbstractVector, k::Int,
        orth::KrylovKit.Orthogonalizer)

Compute the aggregated step matrix ' $\Pi$ ' of size 'k', disaggregation matrix
'A' and aggregated initial distribution ' $\pi_0$ ' by using the Arnoldi
aggregation for a Markov chain 'P' and initial distribution 'p_0', using
'orth' as a method of orthonormalization.
"""
function _naive_arnoldi_impl(P::AbstractMatrix, p_0::AbstractVector,
    k::Int, orth::KrylovKit.Orthogonalizer)
    iterator = ArnoldiIterator(P, p_0, orth)
    factorization = initialize(iterator)
    # Starts with aggregation size 1, so k-1 steps, instead of k
    [expand!(iterator, factorization) for _ in 1:k - 1]
    A = stack(basis(factorization))
     $\Pi$  = rayleighquotient(factorization)
     $\pi_0$  = Float64[norm(p_0, 2); zeros(Float64, k - 1)]
    # Return arbitrary eigenvector as it is not computed with this method
    return  $\Pi$ , A,  $\pi_0$ ,  $\pi_0$ 
end

"""
    _arnoldi_schur_impl(P::AbstractMatrix, p_0::AbstractVector, k::Int,
        orth::KrylovKit.Orthogonalizer)

Compute the aggregated step matrix ' $\Pi$ ' of size 'k', disaggregation matrix
'A' and aggregated initial distribution ' $\pi_0$ ' by using the Arnoldi
aggregation for a Markov chain 'P' and initial distribution 'p_0', using
'orth' as a method of orthonormalization. Additionally, an aggregated
```

stationary distribution is computed, using the Krylov-Schur method.

"""

```
function _arnoldi_schur_impl(P::AbstractMatrix{Float64},
                           p_0::Vector{Float64}, k::Int,
                           orth::KrylovKit.Orthogonalizer)
    # Starts with aggregation size 0, so k steps, instead of k-1
    # The two ones denote no restarts and searching for only one eigenpair
    alg = Arnoldi(orth, k, 1, KrylovDefaults.tol[], false, 1)
    _, U, fact, _, _, _ = KrylovKit._schursolve(P, p_0, 1, :LR, alg)
    A = stack(basis(fact))
    Π = rayleighquotient(fact)
    π_st = @view U[:, 1]
    π_0 = Float64[norm(p_0, 2); zeros(Float64, k - 1)]
    return Π, A, π_st, π_0
end
```

"""

```
_dynamic_arnoldi_schur_impl(P::AbstractMatrix{Float64},
                             p_0::Vector{Float64}, max_size::Int,
                             ε::Float64, orth::KrylovKit.Orthogonalizer)
```

Compute the aggregated step matrix ' Π ' of size at most ' max_size ', disaggregation matrix ' A ' and aggregated initial distribution ' π_0 ' by using the Arnoldi aggregation for a Markov chain ' P ' and initial distribution ' p_0 ', using ' orth ' as a method of orthonormalization. Additionally, an aggregated stationary distribution is computed, using the Krylov-Schur method. Additionally, the Schur decomposition is computed every ' schur_step_size ' steps, to stop if $\langle |\pi|, |\Pi A - A \Pi| \cdot 1_n \rangle$ is less than ' ε '.

It is simply an adoption of `KrylovKit._schursolve()`.

"""

```
function _dynamic_arnoldi_schur_impl(P::AbstractMatrix{Float64},
                                     p_0::Vector{Float64}, max_size::Int,
                                     ε::Float64, schur_step_size::Int64,
                                     orth::KrylovKit.Orthogonalizer)
    iter = ArnoldiIterator(P, p_0, orth)
    fact = initialize(iter)
    sizehint!(fact, max_size)
    # preallocate storage
    HH = fill(zero(eltype(fact)), max_size + 1, max_size)
    UU = fill(zero(eltype(fact)), max_size, max_size)
    k = 1 # Current size of Π
    local T, U
    while k < max_size || max_size == 1
        k = length(fact)
        if k % schur_step_size == 0
```

A. Source code

```

        H = view(HH, 1:k, 1:k)
        U = view(UU, 1:k, 1:k)
        copyto!(U, I)
        copyto!(H, rayleighquotient(fact))
        # compute dense schur factorization
        T, U, values = KrylovKit.hschur!(H, U)
        by, rev = KrylovKit.eigsort(:LR)
        p = sortperm(values; by=by, rev=rev)
        T, U = KrylovKit.permuteschur!(T, U, p)
        # Compute convergence criterion
        A = stack(basis(fact))
         $\Pi$  = rayleighquotient(fact)
        if dot(abs.(@view U[:, 1]), ones(Float64, size(P)[1]))'
            * abs.(A *  $\Pi$  - P * A)) <=  $\varepsilon$ 
            break
        end
    end
end
if max_size == 1
    break
end
if max_size != k
    fact = expand!(iter, fact)
end
end
A = stack(basis(fact))
 $\Pi$  = rayleighquotient(fact)
 $\pi_{st}$  = @view U[:, 1]
 $\pi_0$  = Float64[norm(p_0, 2); zeros(Float64, k-1)]
return  $\Pi$ , A,  $\pi_{st}$ ,  $\pi_0$ 
end
end

```

aggregation.jl

```
using LinearAlgebra
```

```
abstract type Aggregation end
```

```
"""
```

```
    ArnoldiAggregation
```

```
Save all current information about an aggregation.
```

```
Include all variables which uniquely define an aggregation. Note  
that transient distributions are manipulated in-place, so no  
"history" is available.
```

```
* 'P': Transition matrix  
* 'p_0': transient distribution  
* 'tmp_p_k': preallocated temporary storage  
* 'Π': aggregated step matrix  
* 'π_st': aggregated stationary distribution  
* 'π_k': aggregated transient distribution  
* 'tmp_π_k': preallocated temporary storage  
* 'A': disaggregation matrix  
* 'p̃_st': approximated stationary distribution  
* 'p̃_k': approximated transient distribution  
* 'tmp_p̃_k': preallocated temporary storage  
* 'e': static error  
* 'e_k': dynamic error  
* 'e_k_bnd': dynamic error bound  
* 'e_st': error of 'p̃_st' not being invariant under 'P'  
* 'e_π_st':  $\langle |\pi|, |\Pi A - A P| \cdot 1_n \rangle$   
* 'diff':  $|\Pi A - A P|$   
"""
```

```
mutable struct ArnoldiAggregation <: Aggregation
```

```
    P::AbstractMatrix{Float64}  
    p_k::Vector{Float64}  
    tmp_p_k::Vector{Float64}  
    Π::Matrix{Float64}  
    π_st::Vector{Float64}  
    π_k::Vector{Float64}  
    tmp_π_k::Vector{Float64}  
    A::Matrix{Float64}  
    p̃_st::Vector{Float64}  
    p̃_k::Vector{Float64}  
    tmp_p̃_k::Vector{Float64}  
    e::Float64  
    e_k::Float64
```

A. Source code

```

    e_k_bnd::Float64
    e_st::Float64
    e_pi_st::Float64
    diff::Matrix{Float64}
end

"""
    ArnoldiAggregation(P::AbstractMatrix, p_0::AbstractVector,
                       algo::Function)::ArnoldiAggregation

Constructor for the 'ArnoldiAggregation' struct. Calculate the
aggregation with the given algorithm 'algo' using the transition
matrix 'P' and initial distribution 'p_0'.
Further calculates many other important values for evaluation.
"""
function ArnoldiAggregation(P::AbstractMatrix{Float64},
                           p_0::Vector{Float64}, algo::Function)::ArnoldiAggregation
    P = P' # Transpose, as right hand vector-multiplication is used
    Π, A, π_st, π_0 = algo(P, p_0)
    π_st .*= 1.0 / norm(A * π_st, 1)
    p̃_st = A * π_st
    diff = abs.(A * Π - P * A)
    e = opnorm(A * Π - P * A, 1)
    e_st = norm(p̃_st - P * p̃_st, 1)
    e_pi_st = dot(abs.(π_st), ones(Float64, size(P)[1])) * diff
    return ArnoldiAggregation(P, p_0, copy(p_0), Π, π_st, π_0, copy(π_0),
                              A, p̃_st, copy(p_0), copy(π_0), e, 0.0,
                              0.0, e_st, e_pi_st, diff)
end

"""
    step!(aggregation::ArnoldiAggregation)

Step to the next aggregated transient distribution

Uses optimized in-place BLAS-operations internally.
"""
function step!(aggregation::ArnoldiAggregation)
    mul!(aggregation.tmp_pi_k, aggregation.Π, aggregation.pi_k)
    # Rearrange pointers for consistency in further steps
    aggregation.pi_k, aggregation.tmp_pi_k, aggregation.tmp_p̃_k =
        aggregation.tmp_pi_k, aggregation.pi_k, aggregation.tmp_pi_k
end

"""
    step_all!(aggregation::ArnoldiAggregation)

```


Step to the next transient and aggregated transient distribution and compute current dynamic error bound.

Uses optimized in-place BLAS-operations internally.

```

"""
function step_all!(aggregation::ArnoldiAggregation)
    mul!(aggregation.tmp_π_k, aggregation.Π, aggregation.π_k)
    mul!(aggregation.tmp_p_k, aggregation.P, aggregation.p_k)
    # Rearrange pointers for consistency in further steps
    aggregation.π_k, aggregation.tmp_π_k, aggregation.tmp_ṗ_k =
        aggregation.tmp_π_k, aggregation.π_k, aggregation.tmp_π_k
    aggregation.p_k, aggregation.tmp_p_k =
        aggregation.tmp_p_k, aggregation.p_k

    aggregation.e_k_bnd += dot(abs.(aggregation.π_k),
        ones(Float64, size(aggregation.P)[1])) * aggregation.diff)
end

```

```

"""
    getDynamicError!(aggregation::ArnoldiAggregation, norm_mode::Int)

```

Calculate the current dynamic error and call 'step!()' then. If 'norm_mode' is 1, we always normalize 'ṗ_k', if it is 0, we only normalize if we know the result to be better, and in all other cases we don't normalize at all.

```

"""
function getDynamicError!(aggregation::ArnoldiAggregation, norm_mode::Int)
    mul!(aggregation.ṗ_k, aggregation.A, aggregation.tmp_ṗ_k)
    if norm_mode == 0
        _cond_l1norm_normalize!(aggregation.ṗ_k)
    elseif norm_mode == 1
        _l1norm_normalize!(aggregation.ṗ_k)
    end
    aggregation.e_k = _l1norm_diff(aggregation.ṗ_k, aggregation.p_k)
    step_all!(aggregation)
end

```

#=

All functions below are hand-rolled implementations of linear algebra functionalities. This hand-rolling is done to improve performance and enable in-place calculations to prevent costly allocations.

=#

```

function _l1norm_normalize!(a::Vector{Float64})
    s::Float64 = 0.0
    @inbounds @simd for i in eachindex(a)
        s += abs(a[i])
    end
    a ./= s
end

```

A. Source code

```
end

function _cond_l1norm_normalize!(a::Vector{Float64})
    ε::Float64 = 1e-6    # Tolerance for inequalities
    s::Float64 = 0.0
    # Checks if there is an entry ≤ 1 or ≥ 1.125.
    single_flag::Bool = false
    # Checks if all entries are negative
    all_flag::Bool = true
    @inbounds for i in eachindex(a)
        if !single_flag && all_flag
            if a[i] ≤ -1 - ε || a[i] ≥ 1.125 + ε
                single_flag = true
            end
            if a[i] ≥ -ε
                all_flag = false
            end
        else
            break
        end
    end
    @inbounds @simd for i in eachindex(a)
        s += abs(a[i])
    end
    if single_flag || (all_flag && s ≥ 1 - ε) || s ≥ 2 - ε
        a ./= s
    else
        @inbounds for i in eachindex(a)
            tmp_s = s - a[i]
            if tmp_s ≤ -1 - ε
                a ./= s
                break
            end
        end
    end
end

function _l1norm_diff(a::Vector{Float64}, b::Vector{Float64})::Float64
    s::Float64 = 0.0
    @inbounds @simd for i in eachindex(a, b)
        s += abs(a[i] - b[i])
    end
    return s
end
```


I hereby declare that I have written this thesis independently and without outside help, that I have properly labelled the citations and that I have not used any sources or aids other than those listed in the bibliography.

Furthermore, I have taken note of the information sheet on the use of student theses and grant the University of the Bundeswehr Munich the non-exclusive right to use my bachelor's thesis.

Hiermit versichere ich, die vorliegende Arbeit selbständig und ohne fremde Hilfe verfasst, die Zitate ordnungsgemäß gekennzeichnet und keine anderen, als die im Literatur/Schriftenverzeichnis angegebenen Quellen und Hilfsmittel benutzt zu haben.

Ferner habe ich vom Merkblatt über die Verwendung von studentischen Abschlussarbeiten Kenntnis genommen und räume das einfache Nutzungsrecht an meiner Bachelorarbeit der Universität der Bundeswehr München ein.

Munich/München, 25.04.2025

.....
(Signature/Unterschrift)