

Reviving the Search for Indium-Based Superconductors: Theoretical Prediction of Semimetallic Superconductivity in Cubic Nd₃In

Arafat Rahman, Alamgir Kabir,^{*} and Tareq Mahmud[†]
Department of Physics, University of Dhaka, Dhaka 1000, Bangladesh

The quest for materials that simultaneously exhibit superconductivity and non trivial topology has drawn significant attention in recent years, driven by their potential to host exotic quantum states. Their unique coexistence often leads to rich physics and potential applications in quantum technologies. Here, we predict cubic Nd₃In as an exceptional candidate in this class, combining strong-coupling superconductivity with distinctive topological features. Using first-principles calculations, we find that the strong-coupling superconductivity in Nd₃In arises primarily due to pronounced Fermi surface nesting, leading to an electron-phonon coupling constant of $\lambda = 1.39$. Our fully anisotropic Migdal-Eliashberg analysis yields a superconducting transition temperature $T_c \approx 14$ K at ambient pressure, increasing to 18 K under 15 GPa. Beyond superconductivity, Nd₃In is found to be a Weyl semimetal, as evidenced by the presence of Fermi arcs and nontrivial \mathbb{Z}_2 topological invariants, confirming its topological nature. The combination of strong-coupling superconductivity and nontrivial topological states makes Nd₃In a promising candidate for quantum transport and topological quantum computation.

Keywords: Superconductivity, Bulk superconductors, Weyl semimetal, Semimetallic superconductor, Fermi arcs

I. Introduction

Semimetallic superconductors lie at the forefront of condensed matter physics, where the interplay between topological states and electron-phonon interactions gives rise to novel quantum phenomena [1–10]. These superconductors not only host Majorana fermions which are crucial for quantum information technologies and topological quantum computation protected from decoherence [11–21] but also give rise to a variety of intriguing quantum phenomena, including topological quantum spin liquids [22–24], the quantum Hall effect [25–28], quantum transport [29–31], and potential applications in high-speed electronics [32]. Both layered and bulk materials have been found to host semimetallic superconductivity, expanding the landscape for exploring exotic quantum phases [33–39]. Among layered materials, W₂N₃ stands out with a predicted superconducting transition temperature T_c of 21–28 K, which is one of the highest reported in semimetallic systems [40]. Unlike layered materials, bulk compounds such as AuCu₃-type intermetallics are known for their simple cubic symmetry and the versatility of their intriguing properties, such as magnetic ordering [41], heavy fermion behavior [42, 43], topological characteristics [44–46] and superconductivity [47–49]. Beyond superconductivity, many AuCu₃-type intermetallics also display topological superconductivity. For instance, Sn₃Ca ($T_c = 4.2$ K), a superconducting semimetal [50] known for its potential in quantum computing [51], whereas Sn₃Y ($T_c = 7$ K) hosts nontrivial band topology [52, 53], and Sn₃La ($T_c = 5.9$ – 6.3 K) displays similar traits under applied pressure [54]. Additionally, the Tl₃Y and Pb₃Y compounds exhibit Rashba-like

surface states and phonon-mediated superconductivity, with transition temperatures of $T_c = 4.37$ K and 2.17 K, respectively [53]. These low T_c superconductors have become integral to technologies such as fusion reactors, particle accelerators, magnetic resonance imaging (MRI), and superconducting radio frequency (SRF) cavities [55]. For example, Nb₃Sn, with a transition temperature of $T_c = 18.3$ K [56], is widely utilized in the aforementioned technologies [57–60]. Moreover, recent experiments have been able to detect the presence of topologically protected surface states in superconductors, including the observation of chiral surface states [61–63] and Fermi arcs in semimetallic systems [64, 65]. These discoveries have significantly advanced the field, expanding the frontier of both fundamental physics and practical applications. Despite Indium (In) being a well-known elemental superconductor, research on In-based superconducting compounds has remained limited. Most available studies were conducted several decades ago and include compounds such as La₃In ($T_c = 9.5$ K) [66], In₃Ce ($T_c = 0.2$ K) [67], InHg ($T_c = 3.1$ – 4.5 K) [68], InSn ($T_c = 3.4$ – 6.6 K) [69], InTl ($T_c = 2.5$ – 3.8 K) [70], and InSb ($T_c = 1.88$ K) [71]. This lack of recent investigation reveals a significant gap in the study of In-based superconductors, especially in the context of modern materials discovery. Furthermore it has been observed that rare earth substitutions particularly involving Neodymium (Nd) have demonstrated notable success in enhancing T_c across various systems [72–74]. This suggests that the unique combination of In and Nd in Nd₃In could provide a promising route for improving superconducting properties. Moreover, X-ray diffraction analysis indicates that Nd₃In crystallizes in a cubic structure [75], aligning it structurally with the class of previously discussed AuCu₃-type cubic superconductors. The presence of heavy atoms such as Nd and In in Nd₃In is expected to produce strong

^{*} alamgir.kabir@du.ac.bd

[†] tareqphy1205@gmail.com

spin-orbit coupling effects that significantly influence its electronic structure and give rise to topological phases, while also enabling spintronic applications [76]. Exploring the superconducting and topological aspects of Nd₃In not only revives interest in In-based superconductors but also contributes to the broader search for high-performance semimetallic superconductors within the AuCu₃-type family. In this study, we present a comprehensive theoretical investigation of the electronic, phononic, superconducting, and topological properties of cubic Nd₃In. The study begins with the analysis of the electronic structure including spin-orbit coupling in Section A, followed by phonon calculations to investigate lattice dynamics and possible soft modes in Section B. In Section C, we evaluate the Fermi surface nesting and electron-phonon coupling to uncover the microscopic origin of superconductivity in Nd₃In. Finally, Section D is devoted to exploring its topological characteristics.

II. Methodology and Crystal structure

The crystal structure of Nd₃In belongs to the primitive cubic space group Pm $\bar{3}$ m (No. 221), with a calculated lattice parameter of 4.977 Å (4.982 Å with SOC), which are in close agreement with the experimentally reported value [75, 77]. In this structure, the In atom occupies the high-symmetry 1a Wyckoff position at the origin (0.0, 0.0, 0.0), while the Nd atoms are located at the 3c Wyckoff positions with fractional coordinates (0.0, 0.5, 0.5), (0.5, 0.0, 0.5), and (0.5, 0.5, 0.0). The optimized crystal structure of Nd₃In and its corresponding Brillouin zone are illustrated in Figure 1(a) and Figure 1(b), respectively.

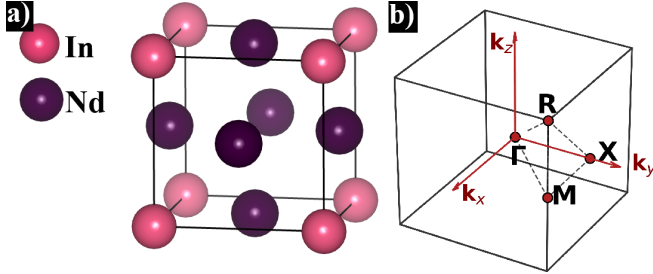


FIG. 1: (a) Crystal structure and (b) Brillouin zone of Nd₃In.

First-principles calculations based on density functional theory (DFT) are performed using the plane-wave pseudopotential code **Quantum ESPRESSO** [78]. The exchange-correlation potential is treated within the generalized gradient approximation (GGA) using the Perdew-Burke-Ernzerhof (PBE) functional. Scalar-relativistic ultrasoft pseudopotentials are used for both Nd and In atoms. The valence electron configurations considered are 4*d*, 5*s*, and 5*p* for In, and 4*f*, 5*d*, 6*s*, and 6*p* for Nd. A kinetic energy cutoff of 75 Ry is used for the plane-wave basis set, with a charge density cutoff of 350 Ry. The Brillouin zone is sampled using a Γ -centered $24 \times 24 \times 24$ \mathbf{k} -mesh. Gaussian smearing with a width of 0.0125 Ry is applied

for electronic occupations. Structural relaxations are carried out until the total energy and atomic forces converge below 1.0×10^{-10} Ry and 1.0×10^{-6} Ry/Bohr, respectively. Phonon dispersions, electron-phonon interactions, and superconducting parameters are evaluated using density functional perturbation theory (DFPT). For accurate estimation of superconducting properties, the **EPW** package is employed, which uses Wannier interpolation of electron-phonon matrix elements to efficiently calculate key quantities on dense grids [79]. The superconducting transition temperature T_c is estimated using the Allen-Dynes modification of the McMillan formula [80]:

$$T_c = \frac{\omega_{\log}}{1.2} \exp \left[-\frac{1.04(1 + \lambda)}{\lambda - \mu^*(1 + 0.62\lambda)} \right], \quad (1)$$

where λ is the EPC constant, ω_{\log} is the logarithmic average of phonon frequencies, and μ^* is the Coulomb pseudopotential. The total EPC parameter is given by

$$\lambda = 2 \int_0^\infty \frac{\alpha^2 F(\omega)}{\omega} d\omega, \quad (2)$$

while the Eliashberg spectral function itself is defined as

$$\alpha^2 F(\omega) = \frac{1}{N_F} \sum_{\mathbf{q}, \nu} \sum_{mn\mathbf{k}} |g_{mn}^\nu(\mathbf{k}, \mathbf{q})|^2 \delta(\epsilon_{m\mathbf{k}} - \epsilon_F) \times \delta(\epsilon_{n, \mathbf{k}+\mathbf{q}} - \epsilon_F) \delta(\omega - \omega_{\nu\mathbf{q}}), \quad (3)$$

where $g_{mn}^\nu(\mathbf{k}, \mathbf{q})$ are the electron-phonon matrix elements, and $\omega_{\nu\mathbf{q}}$ are the phonon frequencies. To further investigate the electronic structure, the Fermi surface nesting function $\zeta(\mathbf{q})$ is computed as

$$\zeta(\mathbf{q}) = \frac{1}{\Omega_{\text{BZ}}} \int_{\text{BZ}} d\mathbf{k} \sum_{n,m} \delta(\epsilon_{n\mathbf{k}} - E_F) \delta(\epsilon_{m, \mathbf{k}+\mathbf{q}} - E_F), \quad (4)$$

where Ω_{BZ} is the Brillouin zone volume and E_F is the Fermi energy. Topological properties, including surface states and invariants, are computed using **WANNIER90** [81] and **WANNIERTOOLS** [82]. Maximally localized Wannier functions are constructed with spin-orbit coupling (SOC), and surface Green's function methods are used to resolve the surface band structure. Topological invariants are evaluated from the Wannier-based tight-binding model.

III. Results and Discussion

A. Electronic properties

The orbital projected bandstructure of Nd₃In (without SOC), along with its DOS is shown in Figure 2. As shown in the right panel of Figure 2, the Nd *d* states dominate the electronic structure across the entire energy range. Notably, the primary contribution at the Fermi level comes from the Nd *d*_{z²} orbitals, followed by the *d*_{zx}, *d*_{zy} and Nd *p* orbitals, as these are the most saturated near the Fermi energy. The left panel of Figure 2 illustrates bands 22, 23, and 24 intersect the Fermi

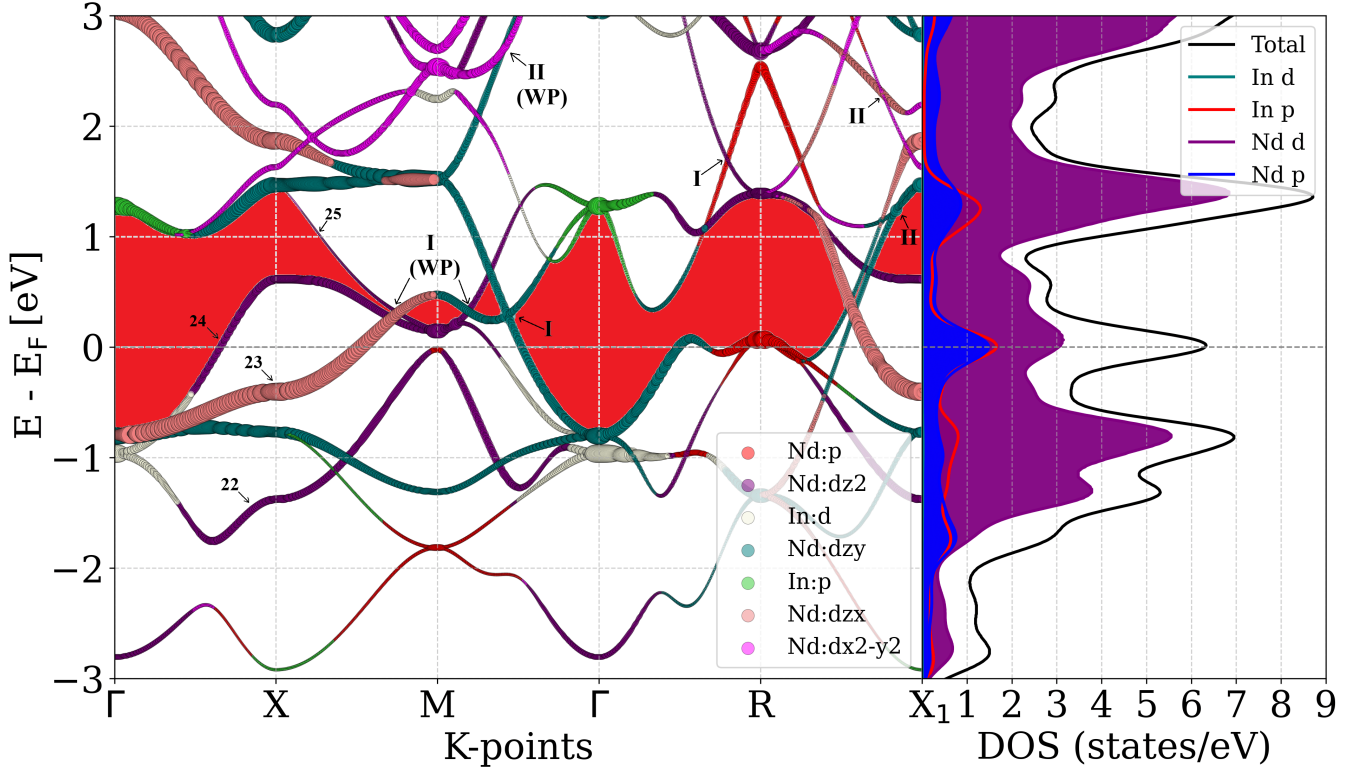


FIG. 2: Orbital projected electronic band structure and corresponding density of states (DOS) for Nd_3In . The Fermi energy (E_F) is set to zero and indicated by the dashed horizontal line. The size of the colored scatter points is proportional to the contribution from the selected atomic orbitals. Several Weyl points are observed in the band structure, among which a few representative points are highlighted. The red-shaded region in the left panel marks the locations of type-I Weyl points, which occur between bands 24 and 25.

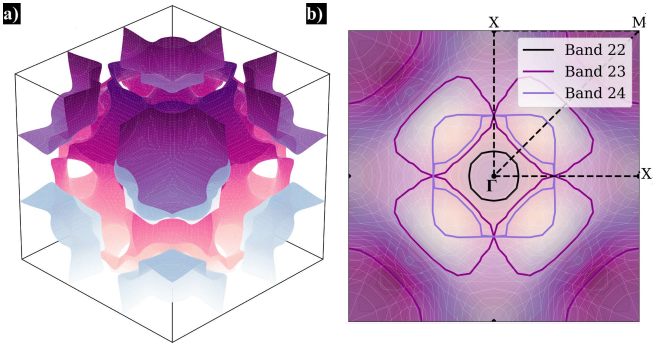


FIG. 3: (a) Fermi surface in reciprocal space. (b) Contours of the Fermi surface on the $k_z = 0$ plane, with dashed lines indicating the high symmetry points.

level, resulting in the formation of three distinct Fermi surfaces, all displayed together in a single plot in Figure 3(a). The Fermi surface arising from band 22 forms a hole pocket around the Γ point, primarily composed of Nd p orbital character and outlined by the black contour as illustrated in Figure 3(b). Band 23 gives rise to hole-like pockets near the M point and four electron-like pockets along the M- Γ direction, as indicated by the purple contours in Figure 3(b). These hole pockets near the M point can be explicitly seen in Figure 3(a). These features

predominantly originate from Nd d_{zx} and d_{z^2} orbitals. Lastly, band 24 forms a nearly rectangular electron-like pocket, indicated by the medium purple contours in Figure 3(b), primarily originating from the Nd d_{z^2} orbital. Within this rectangular pocket, four smaller hole pockets are embedded, which stem from the Nd d_{z^2} , d_{zy} and p orbitals. A particularly striking characteristic of the Fermi surface is the presence of several nearly parallel segments, indicating strong Fermi surface nesting, which leads to strong electron-phonon interaction [83–85]. The nesting vectors can be identified along the Γ -X, Γ -M, and Γ - X_1 directions, connecting flat regions of the Fermi surface.

Upon the inclusion of spin-orbit coupling (SOC), six bands (indexed 43 to 48) are observed to cross the Fermi level, with three of them being pairwise degenerate, as illustrated in Figure 4(a). The corresponding density of states at the Fermi level, $N(E_F)$, shows a slight decrease from approximately 6.192 eV (without SOC) to 6.118 eV, as presented in Figure 4(b), indicating that SOC has a minimal effect on the overall electronic density of states in Nd_3In . However, SOC significantly affects the band structure of Nd_3In by lifting degeneracies and opening finite energy gaps as shown in Figure 4(c). The bulk band structure without SOC hosts several Weyl points of both type-I and type-II, a few of which are marked in Fig-

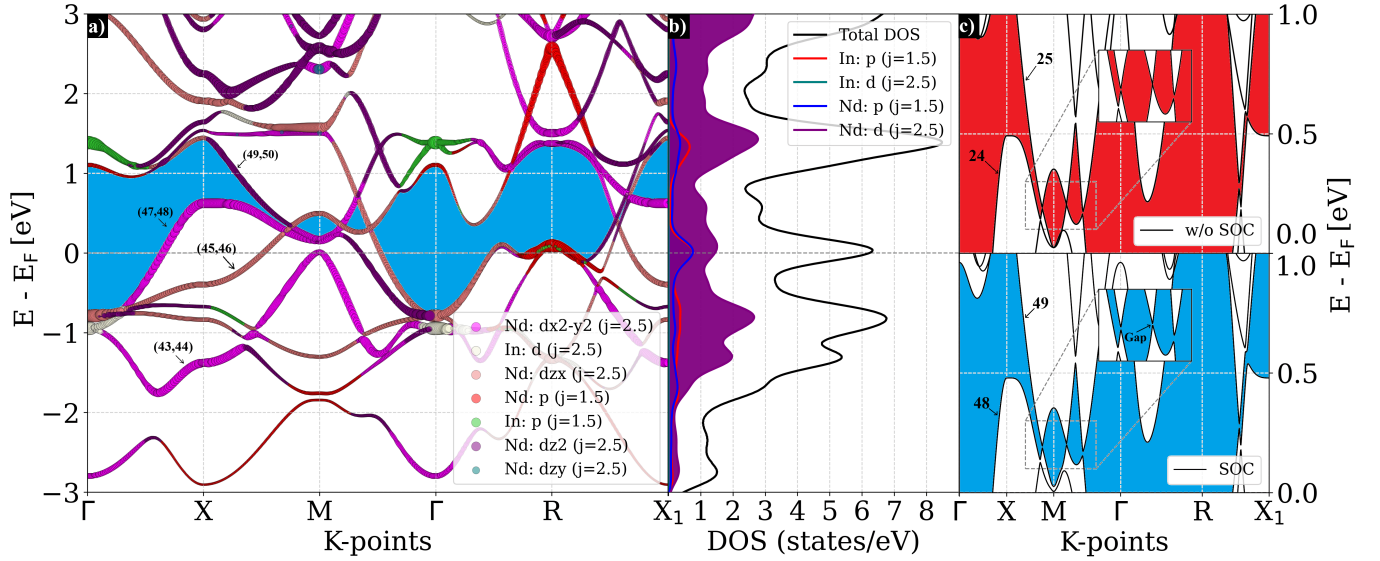


FIG. 4: (a) SOC-induced orbital-projected electronic band structure of Nd₃In and (b) the corresponding density of states (DOS). The Fermi energy (E_F) is set to zero and indicated by the dashed horizontal line. The size of the colored scatter points in panel (a) reflects the relative contribution of the selected atomic orbitals. (c) Inclusion of spin-orbit coupling leads to a clear gap opening between bands 48 and 49, which correspond to bands 24 and 25 in the absence of SOC. This spin-orbit interaction eliminates all the nodal points, resulting in a fully gapped band structure. The upper inset of (c), which corresponds to the case without SOC, displays the band crossing along the X-M- Γ path, while the lower inset, with SOC included, highlights the SOC-induced gap opening along the same direction.

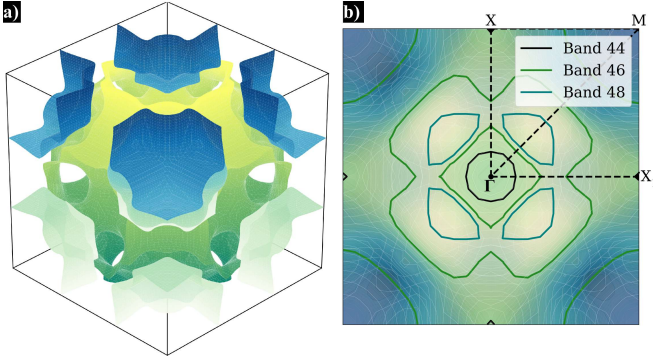


FIG. 5: (a) Fermi surface including spin-orbit coupling (SOC) displayed in reciprocal space. (b) Cross-sectional contours of the Fermi surface on the $k_z = 0$ plane, where dashed lines denote high-symmetry points.

ure 2. Type-I Weyl points correspond to band crossings that produce point-like Fermi surfaces, whereas type-II Weyl points occur at the intersection between electron and hole pockets, giving rise to significantly tilted Weyl cones [76, 86–88]. When SOC is included, all these band crossings are lifted, resulting in a continuous band gap between bands 48 and 49 across the Brillouin zone, as shown in Figure 4(c). Additionally, the SOC band structure exhibits double degeneracy throughout the Brillouin zone, indicative of Kramers degeneracy [89]. This degeneracy indicates the preservation of time-reversal symmetry (TRS) in the system and suggests the possibility of nontrivial topological properties [90]. These observations indicate the presence of nontrivial topological states in

Nd₃In, the detailed analysis of which is presented in Section D.

Furthermore, SOC also alters the orbital character and the topology of the Fermi surfaces. The dominant states now arise from the Nd $d_{x^2-y^2}$, d_{zx} , and d_{z^2} orbitals, with a noticeable increase in the contribution from In p orbitals, which previously played a minimal role in the non-SOC case. The Fermi surfaces corresponding to the three non-degenerate bands (bands 44, 46, and 48) are shown in 5(a), while their degenerate partners (bands 43, 45, and 47) exhibit identical features and are therefore not shown separately. Without SOC, the Fermi surface features a prominent rectangular electron-like contour, primarily originating from band 24. After incorporating SOC, this contour disappears and is replaced by lobed teal-colored contours shown in Figure 5(b). This change arises because bands 46 and 48, which correspond to bands 23 and 24 in the absence of SOC, become non-degenerate near the Fermi level along the Γ -R and R-M directions. These bands now cross the Fermi level at different k -points, altering the Fermi surface topology.

B. Phonon dispersion and electron-phonon interaction

The phonon dispersion and projected phonon density of states (PHDOS) for cubic Nd₃In are shown in Figure 6. The absence of imaginary frequencies throughout the Brillouin zone confirms the dynamical stability of the structure. The phonon spectrum of Nd₃In can be

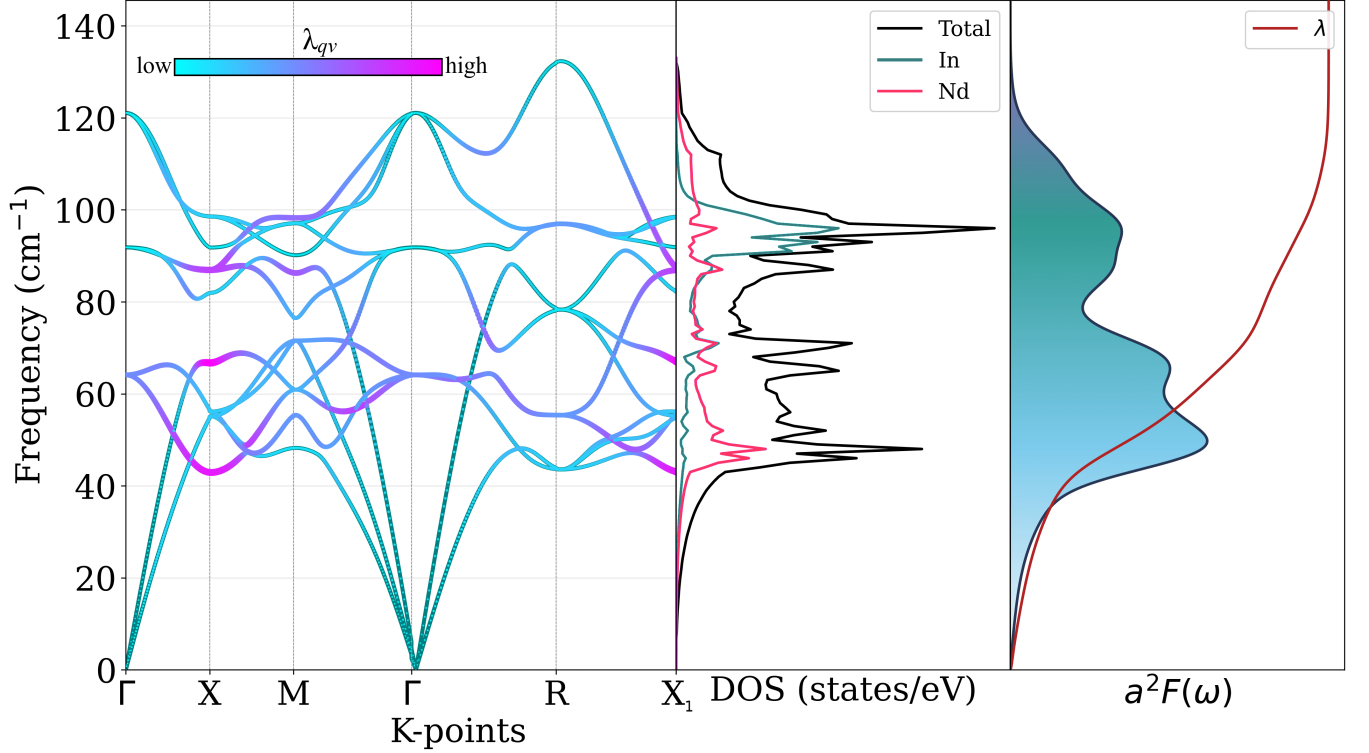


FIG. 6: Phonon dispersion relations weighted by the mode-resolved electron-phonon coupling strength $\lambda_{q\nu}$ are shown in the left panel, where magenta shading represents stronger coupling and cyan shading indicates weaker coupling. The middle panel presents the atom-projected phonon density of states (PDOS), while the right panel shows the Eliashberg spectral function $\alpha^2 F(\omega)$ and the cumulative electron-phonon coupling function $\lambda(\omega)$ as functions of phonon frequency.

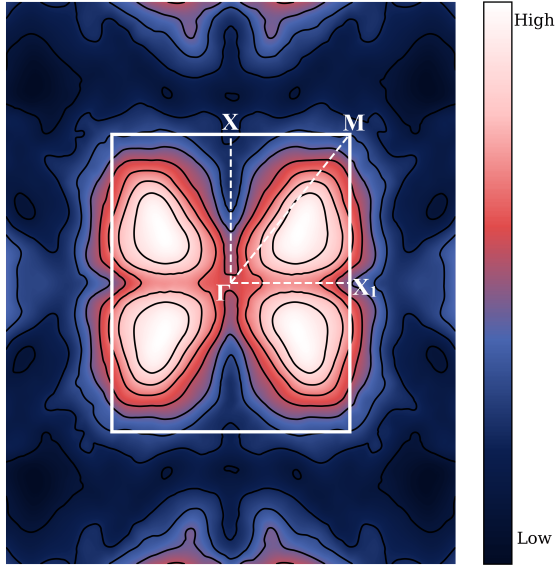


FIG. 7: The Fermi surface nesting function $\zeta(\vec{Q})$ in the $k_z = 0$ plane of Nd_3In . SOC is not considered.

divided into three distinct frequency regions. This distribution reflects the expected behavior that heavier atoms like Nd vibrate at lower frequencies than lighter atoms such as In. A closer inspection of the phonon disper-

sion reveals the presence of soft phonon modes, or Kohn anomalies, along specific high-symmetry directions particularly along the Γ -X-M and R-X paths. Generally, these soft phonon modes are indicative of strong electron-phonon coupling [91–94]. All three acoustic branches as shown in the left panel of Figure 6, exhibit noticeable softening along these directions, with the sixth vibrational mode showing pronounced softening along R-X₁. We have also examined the pressure dependence of this phonon softening, as shown in Figure A1 (in Appendix A). The phonon dispersion weighted by mode-resolved electron-phonon coupling strength and the corresponding spectral functions were computed at 10 GPa and 15 GPa pressure. The softening intensifies under applied pressure, suggesting a possible enhancement in the superconducting critical temperature.

To investigate the origin of the Kohn anomalies at ambient pressure, we computed the Fermi surface nesting function $\zeta(\mathbf{Q})$ using the EPW code on a dense k -grid of $64 \times 64 \times 64$ and a q -grid of $32 \times 32 \times 32$, as shown in Figure 7. The nesting function exhibits pronounced peaks along high-symmetry directions where phonon softening is observed, indicating strong Fermi surface nesting. At the Γ point, the prominent peak corresponds to the entire Fermi surface nesting onto itself, which lacks physical significance. Figure 7 shows that $\zeta(\mathbf{Q})$ exhibits notably high values along the $\Gamma \rightarrow \text{X}$, $\Gamma \rightarrow \text{X}_1$ directions

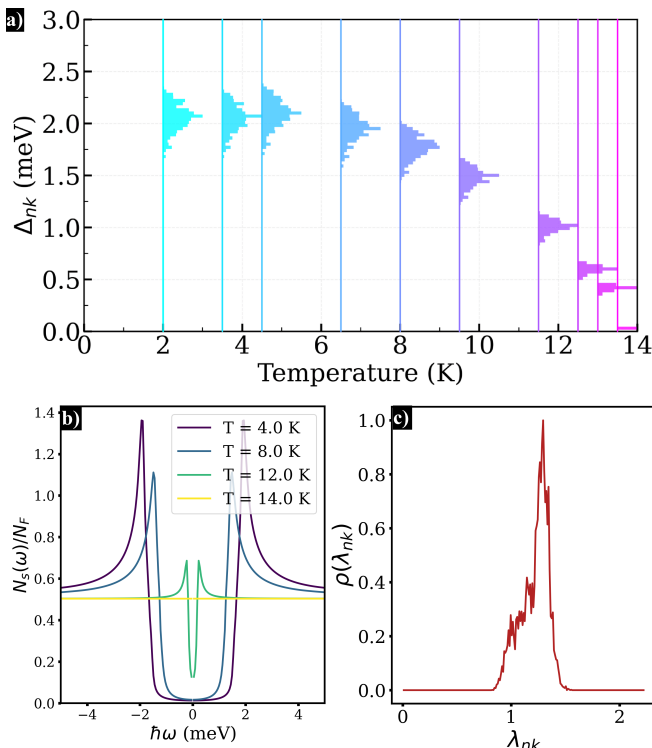


FIG. 8: (a) Energy distribution of the anisotropic superconducting gap as a function of temperature. (b) The quasiparticle density of states (DOS) in the superconducting state compared to the normal-state DOS as a function of energy. The superconducting DOS has been rescaled to match the normal-state DOS, allowing easy comparison with experiments. (c) The distribution of anisotropic electron-phonon coupling (EPC) strength $\lambda_{\mathbf{k}}$, showing a wide variation due to strong anisotropy.

and as well as between the $\Gamma \rightarrow M$ path. As previously discussed, this indicates that parallel segments of the Fermi surface are connected by specific wave vectors \mathbf{Q} , in accordance with the features observed in the calculated Fermi surfaces shown in Figure 3(b). Such nesting enhances the electron-phonon interaction, leading to strong-coupling and giving rise to Kohn anomalies [84, 95–98]. We then performed a quantitative evaluation of the electron-phonon coupling (EPC) strength. Initially, density-functional perturbation theory (DFPT) calculations on a coarse $4 \times 4 \times 4$ \mathbf{q} -mesh yielded a preliminary EPC constant of $\lambda = 0.982$. To obtain a more accurate value, we employed the EPW code, which utilizes maximally localized Wannier functions (MLWFs) to interpolate the electron-phonon matrix elements over dense Brillouin zone grids, specifically a $48 \times 48 \times 48$ \mathbf{k} -mesh and a $24 \times 24 \times 24$ \mathbf{q} -mesh. To construct the MLWFs, we used initial projections on the Nd d and In p orbitals. The accuracy of the Wannierization was verified by comparing the Wannier interpolated band structure with the original DFT results, as shown in Figure A2 (in Appendix A). From the EPW calculations, we obtained a refined electron-phonon coupling (EPC) constant of $\lambda = 1.394$, indicating strong coupling and suggesting that

Nd₃In is a promising candidate for phonon-mediated superconductivity. The dominant contributions to the total EPC arise from soft phonon modes, as illustrated in the left panel of Figure 6, where the mode-resolved coupling strengths $\lambda_{q\nu}$ are projected onto the phonon dispersion. A pronounced enhancement of $\lambda_{q\nu}$ is observed along the Γ -X-M and R-X₁ directions, which coincide with regions of phonon softening. The right panel of Figure 6 shows the Eliashberg spectral function $\alpha^2 F(\omega)$ and the cumulative EPC function $\lambda(\omega)$. Analysis of $\lambda(\omega)$ reveals that phonons below 65 cm^{-1} contribute approximately 62.1% of the total EPC, while intermediate-frequency modes between 65 and 90 cm^{-1} account for 20.8%. The remaining contribution comes from higher-frequency modes.

C. Superconductivity

To investigate the superconducting behavior of cubic Nd₃In, we begin by examining the nature of its superconducting gap and the strength of electron-phonon interactions. Our analysis reveals that Nd₃In exhibits a single-gap superconducting state across the Fermi surface, as shown in Figure 8(a). This one gap nature is further supported by a single, sharp peak in the superconducting quasiparticle density of states (QDOS) at different temperatures, illustrated in Figure 8(b). Tunneling spectroscopy experiments can directly probe this superconducting QDOS [99]. Typically, an s -wave superconductor shows a U-shaped QDOS, while a d -wave superconductor exhibits a V-shaped profile [100]. Our calculated QDOS clearly displays a U-shaped signature, reflecting conventional s -wave pairing symmetry in Nd₃In. The electron-phonon coupling (EPC) coefficient in Nd₃In exceeds 1.3, indicating a strong-coupling regime. In such cases, the full Allen-Dynes formula is typically employed to estimate the superconducting transition temperature [95]. Using the widely accepted Coulomb pseudopotential value of $\mu^* = 0.1$ [101–103], this approach yields a predicted T_c of 9.498 K. However, the Allen-Dynes formula does not account for the momentum dependence of the electron-phonon interaction across the Fermi surface and therefore fails to accurately describe materials exhibiting significant anisotropy [104]. To better capture the anisotropic nature of EPC in Nd₃In, we analyze the momentum-dependent EPC strength, defined as $\lambda_{\mathbf{k}} = \sum_{\mathbf{k}'} W_{\mathbf{k}\mathbf{k}'} \lambda(\mathbf{k}, \mathbf{k}', n = 0)$. As shown in Figure 8(c), the $\lambda_{\mathbf{k}}$ values span a wide range from 0.85 to 1.57, clearly indicating strong anisotropy and underscoring the limitations of isotropic approximation in this system. To obtain a more reliable estimate of the superconducting critical temperature T_c , we employ fully anisotropic Migdal-Eliashberg calculations, which explicitly incorporate momentum-dependent electron-phonon interactions across the Fermi surface [84, 105, 106].

The temperature evolution of the superconducting energy gap Δ_{nk} is presented in Figure 8 (a). At 2 K, the gap ranges from 1.75 to 2.30 meV, reflecting its

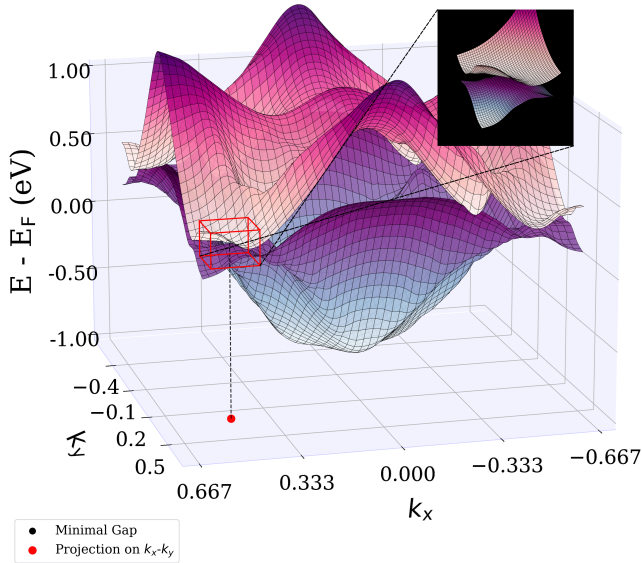


FIG. 9: 3D plot of the electronic band structure showing the Weyl point located between the topmost valence and lowest conduction bands. The projection of the Weyl point onto the k_x - k_y plane is marked with a red dot.

anisotropic nature. As temperature increases, the gap gradually closes and disappears around 14 K, which we identify as the true superconducting transition temperature. This value shows a 32.16% enhancement over the isotropic Allen–Dynes estimate, highlighting the significance of momentum-dependent electron-phonon coupling considered in the fully anisotropic Migdal–Eliashberg formalism, as previously mentioned. Notably, Nd_3In exhibits the highest superconducting transition temperature among the AuCu_3 -type semimetallic superconductors. Moreover, T_c further increases under pressure, reaching 16.5 K at 10 GPa and 18 K at 15 GPa, as shown in Figure A3 and A4 (in Appendix A). Thus, Nd_3In can be classified as a low- T_c superconductor and, as previously discussed, holds strong potential for applications in technologies such as MRI, SRF cavities, fusion reactors, and particle accelerators. Furthermore, the ratio $2\Delta_0/k_B T_c = 3.93$ exceeds the BCS weak-coupling limit of 3.52, underscoring the strong-coupling character of superconductivity in Nd_3In , which primarily originates from the pronounced Fermi surface nesting. These findings clearly demonstrate that the isotropic McMillan–Allen–Dynes approach underestimates T_c in materials with pronounced EPC anisotropy, while the anisotropic Migdal–Eliashberg theory provides a more robust and detailed understanding of the superconducting mechanism.

D. Semimetallic topology

As previously discussed, the SOC-induced electronic band structure of Nd_3In suggests the presence of non-trivial topological behavior, likely arising from time-

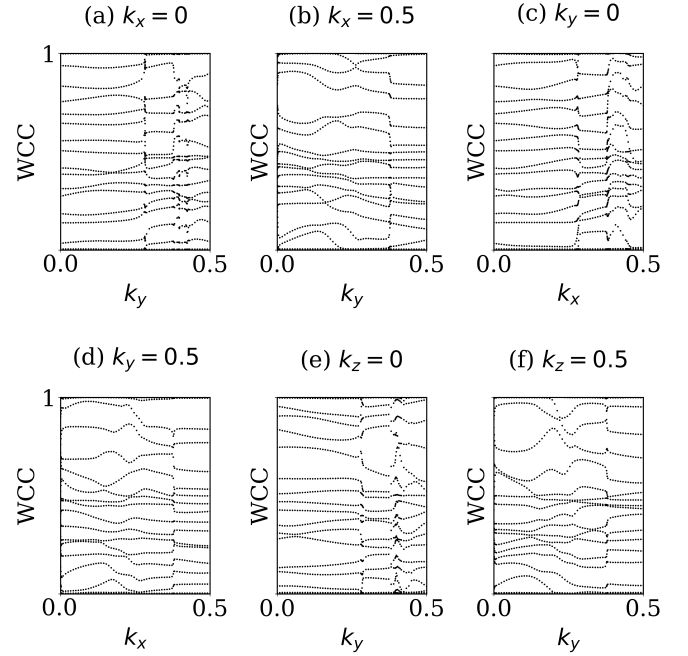


FIG. 10: Evolution of Wannier charge centers (WCCs) on different time-reversal invariant momentum (TRIM) planes.

reversal symmetry (TRS). As shown in Figure 9, the three-dimensional band structure reveals a linear crossing near the Γ -M path within the energy range of 0.10–0.25 eV, indicating the existence of a type-I Weyl point formed between the lowest conduction band and the highest valence band. Our primary focus remains on this particular crossing, which emerges in close proximity to the Fermi level. Additionally, several other Weyl points of both type-I and type-II appear at higher energies, as shown in Figure 2. However, these states lie far above the Fermi level and are therefore not discussed here, as they are unlikely to influence the transport properties significantly. To explore the topological characteristics of the type-I Weyl point near the Fermi level, we performed a detailed analysis combining Wannier-based tight-binding models and symmetry-based topological indicators. The initial step involves constructing a tight-binding Hamiltonian using maximally localized Wannier functions (MLWFs), derived from the first-principles calculations. The orbital analysis confirms that bands near the Fermi level are mainly derived from Nd d orbitals. Our self-consistent field (SCF) calculations show that the total magnetization of the system converges to zero, confirming a non-magnetic ground state for Nd_3In . The combination of zero magnetization and preserved time-reversal symmetry (TRS) motivates the calculation of \mathbb{Z}_2 topological invariants to determine the system’s topological classification [107]. These invariants are computed between bands 48 and 49 using the evolution of Wannier charge centers (WCCs) [108, 109], as implemented in the WANNIERTOOLS package. Figure 10(a)–(f) displays the evolution of the Wannier charge centers (WCCs) across the six time-reversal invariant momentum (TRIM) planes.

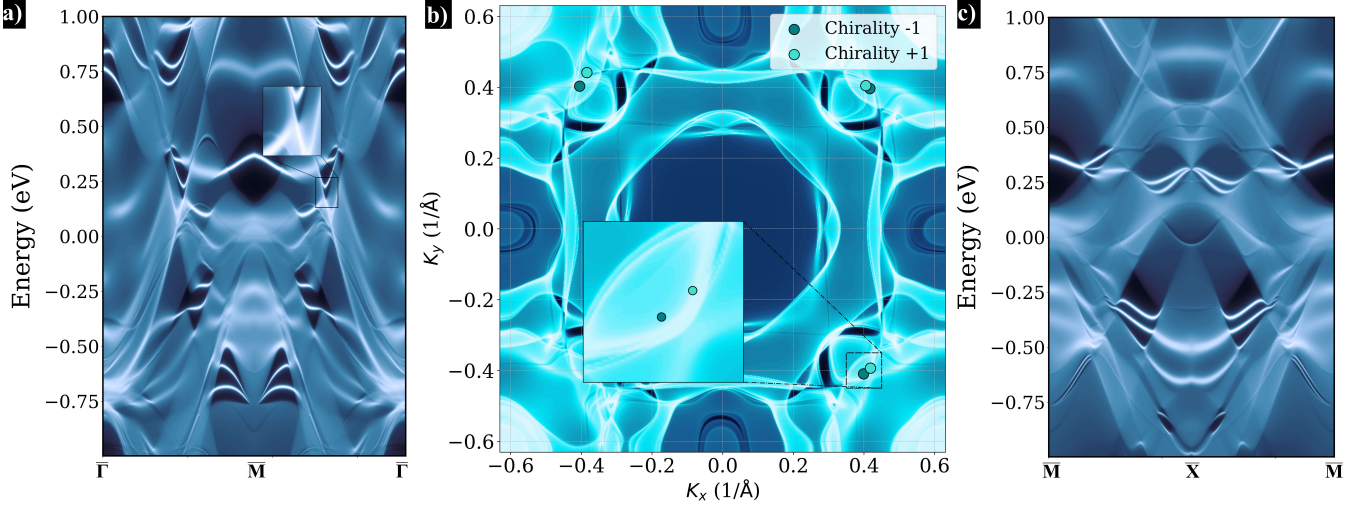


FIG. 11: Surface states obtained using the iterative Green's function method based on the Wannierized Hamiltonian. The intensity scale progresses from black, representing low magnitudes, to light bluish-white, indicating high magnitudes. (a) Simulated angular-resolved photoemission spectroscopy (ARPES) spectrum along the $\bar{\Gamma}$ - \bar{M} - $\bar{\Gamma}$ path near the Fermi level. (b) Presence of a Fermi arc verifying the semimetallic behavior. The magnified view highlights the arc connecting Weyl points of opposite chirality. (c) Topological surface states (TSSs) along the \bar{M} - \bar{X} - \bar{M} path.

Plane	\mathbb{Z}_2 index
$k_x = 0.0$, k_y - k_z plane	0
$k_x = 0.5$, k_y - k_z plane	1
$k_y = 0.0$, k_x - k_z plane	1
$k_y = 0.5$, k_x - k_z plane	0
$k_z = 0.0$, k_x - k_y plane	1
$k_z = 0.5$, k_x - k_y plane	0

TABLE I: \mathbb{Z}_2 topological invariants for six time-reversal invariant momentum (TRIM) planes.

As summarized in Table I, we observe an odd number of WCC crossings in the $k_x = 0.5$, $k_y = 0.0$, and $k_z = 0.0$ planes, which correspond to nontrivial \mathbb{Z}_2 indices. In contrast, the $k_x = 0.0$, $k_y = 0.5$, and $k_z = 0.5$ planes exhibit an even number of crossings, indicating trivial \mathbb{Z}_2 indices. From this data, the strong and weak \mathbb{Z}_2 indices can be extracted, yielding $(\nu_0; \nu_1 \nu_2 \nu_3) = (1; 100)$, which indicates that Nd_3In exhibits a strong topological phase. Additionally, employing VASP [110] with `vasp2trace` and `CheckTopologicalMat` indicates that Nd_3In is an enforced semimetal with Fermi degeneracy (ESFD), supporting the presence of a nontrivial topological phase [111]. To further elucidate the topological character, we compute the surface states on the (001) surface. These calculations reveal a rich spectrum of topological surface states (TSSs), as illustrated in Figures 11(a) and 11(c). The surface-projected band structure along the \bar{M} - $\bar{\Gamma}$ - \bar{M} direction, shown in Figure 11(a),

exhibits a prominent surface state crossing near the midpoint of $\bar{\Gamma}$ - \bar{M} , within the energy window of 0.10–0.25 eV. This feature corresponds to the bulk type-I Weyl point initially observed along the $\bar{\Gamma}$ - \bar{M} path in the absence of spin-orbit coupling (SOC). As discussed earlier, the inclusion of SOC lifts all such Weyl crossings and opens a continuous band gap across the Brillouin zone. However, the corresponding surface states remain topologically nontrivial, as evidenced by a distinct linear crossing that bridges the valence and conduction bands within the gapped region. This bridge is highlighted in the magnified inset of Figure 11(a), underscoring the topological origin of the surface state. The existence of Weyl points in the bulk leads to topologically protected surface states called Fermi arcs that connect projections of Weyl points with opposite chirality [112]. As shown in Figure 11(b), the Fermi arcs clearly connect the projected Weyl points, thereby confirming the topologically nontrivial nature of the material. We have also investigated the surface states along the \bar{M} - \bar{X} - \bar{M} high-symmetry direction, as illustrated in Figure 11(c). Notably, around the \bar{X} point, Rashba splitting occurs near 0.30 eV, where the initially degenerate topological surface states (TSSs) split into two distinct branches [76]. A similar feature is evident along the $\bar{\Gamma}$ - \bar{M} - $\bar{\Gamma}$ path near -0.75 eV, highlighting the presence of Rashba-like TSSs that are of considerable interest in spintronics [113, 114].

Before concluding, we briefly discuss the compositional variant In_3Nd , with the corresponding results summarized in the Appendix A for reference. In_3Nd crystallizes in the AuCu_3 -type structure with a lattice constant of 4.721 Å without SOC (4.684 Å with SOC). We find that this material also exhibits semimetallic superconductivity. Orbital-projected band structures and projected density of states without and with SOC are shown in Figures

A5 and A6, respectively. Figure A5 reveals several type-I Weyl points that are gapped out upon inclusion of SOC, resulting in a continuous gap between the highest valence band and the lowest conduction band. Notably, a Weyl point is observed precisely at the Fermi level along the M - Γ path. The semimetallic nature of In_3Nd is further supported by the presence of Fermi arcs, as illustrated in Figure A7. From the superconducting perspective, In_3Nd exhibits a low transition temperature of $T_c = 0.72$ K, with a superconducting gap of 0.11 meV and an electron-phonon coupling constant $\lambda = 0.435$. This significant decrease in T_c relative to Nd_3In is primarily attributed to a substantial decrease in the total electronic density of states at the Fermi level, which decreases from 6.19 to 1.51 states/eV due to the Nd-In site interchange. The mode-resolved electron-phonon coupling strength, Eliashberg spectral function, and electronic density of states for In_3Nd are detailed in Figure A8. All figures related to In_3Nd are provided in the Appendix for reference. Interestingly, this valency-exchanged phenomenon is also observed in the La-In system, where both La_3In and In_3La crystallize in the AuCu_3 -type structure. While La_3In is a conventional superconductor [115], its compositional counterpart In_3La exhibits semimetallic superconductivity [116, 117]. The predictions made in this study offer clear pathways for experimental validation. ARPES offers direct momentum-resolved detection of topological surface states, while STM and quantum oscillations can spatially resolve these states and reveal signatures of the nontrivial Fermi surface topology [118–122].

IV. Conclusions

In summary, our comprehensive first-principles investigation identifies cubic Nd_3In as an unexplored semimetallic superconductor. Starting from its electronic structure, we find that the density of states (DOS) near the Fermi level is predominantly contributed by Nd d orbitals. These orbitals form a three-band Fermi surface, playing a key role in the superconducting mechanism. The inclusion of spin-orbit coupling (SOC) reveals Kramers degeneracy and a gap opening. Phonon dispersion analysis reveals that low-frequency acoustic modes interact strongly with the electronic states, leading to a significant electron-phonon coupling (EPC) strength driven by pronounced Fermi nesting, consistent with strong-coupling superconductivity. To accurately capture its superconducting behavior, we solve the fully anisotropic Migdal-Eliashberg equations, yielding a superconducting transition temperature of $T_c \approx 14$ K at ambient pressure. Despite the pronounced anisotropy in the EPC, the superconducting gap remains single-band in nature. The computed gap to T_c ratio, $2\Delta_0/k_B T_c$, significantly exceeds the BCS weak-coupling limit, further confirming the strong-coupling character of superconductivity in this material. In addition to its superconducting properties, Nd_3In hosts nontrivial band topology, exhibiting characteristics of a Weyl semimetal. The topological analysis reveals surface Fermi arcs and a strong topological index with \mathbb{Z}_2 invariants $(\nu_0; \nu_1 \nu_2 \nu_3) = (1; 100)$, indicating a strong topological phase. The coexistence of strong-coupling superconductivity and nontrivial band topology makes Nd_3In a promising candidate for applications in quantum transport, topological quantum computing, and quantum information technology.

-
- [1] Z. Yan, Z. Wu, and W. Huang, *Physical Review Letters* **124**, 257001 (2020).
 - [2] Y. Yuan, J. Pan, X. Wang, Y. Fang, C. Song, L. Wang, K. He, X. Ma, H. Zhang, F. Huang, *et al.*, *Nature Physics* **15**, 1046 (2019).
 - [3] T. Meng and L. Balents, *Physical Review B* **96**, 019901 (2017).
 - [4] Y. Li and F. Haldane, *Physical review letters* **120**, 067003 (2018).
 - [5] C. Wang, L. Gioia, and A. Burkov, *Physical Review Letters* **124**, 096603 (2020).
 - [6] A. Veyrat, V. Labracherie, D. L. Bashlakov, F. Caglieris, J. I. Facio, G. Shipunov, T. Charvin, R. Acharya, Y. Naidyuk, R. Giraud, *et al.*, *Nano Letters* **23**, 1229 (2023).
 - [7] D. A. Kealhofer, L. Galletti, T. Schumann, A. Suslov, and S. Stemmer, *Physical Review X* **10**, 011050 (2020).
 - [8] H. Wei, S.-P. Chao, and V. Aji, *Physical Review B* **89**, 014506 (2014).
 - [9] C. Huang, B. T. Zhou, H. Zhang, B. Yang, R. Liu, H. Wang, Y. Wan, K. Huang, Z. Liao, E. Zhang, *et al.*, *Nature communications* **10**, 2217 (2019).
 - [10] W.-H. Dong, Y.-Y. Zhang, Y.-F. Zhang, J.-T. Sun, F. Liu, and S. Du, *npj Computational Materials* **8**, 185 (2022).
 - [11] J. J. G. Ripoll, *Quantum information and quantum optics with superconducting circuits* (Cambridge University Press, 2022).
 - [12] X. Liu and M. C. Hersam, *Nature Reviews Materials* **4**, 669 (2019).
 - [13] M. Sato and Y. Ando, *Reports on Progress in Physics* **80**, 076501 (2017).
 - [14] H. Liang, Y. Zeng, L. Liu, J. Pu, H. Luo, Z. Xiong, W. Zhang, Z. Niu, L. Fang, and Y. Zou, *Inorganic Chemistry* **63**, 22227 (2024).
 - [15] A. Krasnok, P. Dhakal, A. Fedorov, P. Frigola, M. Kelly, and S. Kutsaev, *Applied Physics Reviews* **11** (2024).
 - [16] A. Y. Kitaev, *Physics-uspekhi* **44**, 131 (2001).
 - [17] C. Nayak, S. H. Simon, A. Stern, M. Freedman, and S. Das Sarma, *Reviews of Modern Physics* **80**, 1083 (2008).
 - [18] J. D. Sau, R. M. Lutchyn, S. Tewari, and S. Das Sarma, *Physical review letters* **104**, 040502 (2010).
 - [19] M. Freedman, A. Kitaev, M. Larsen, and Z. Wang, *Bulletin of the American Mathematical Society* **40**, 31

- (2003).
- [20] F. Tang, S. Ono, X. Wan, and H. Watanabe, *Physical Review Letters* **129**, 027001 (2022).
 - [21] X. Zhang, H. Wang, J. Liu, M. Zhao, and F. Liu, *Physical Review B* **108**, 144101 (2023).
 - [22] Y. Kasahara, T. Ohnishi, Y. Mizukami, O. Tanaka, S. Ma, K. Sugii, N. Kurita, H. Tanaka, J. Nasu, Y. Motome, *et al.*, *Nature* **559**, 227 (2018).
 - [23] A. U. Wolter and C. Hess, *Nature Physics* **18**, 378 (2022).
 - [24] L. Fu and C. Kane, in *APS March Meeting Abstracts* (2008) pp. V10–001.
 - [25] R. A. Molina and J. González, *Physical review letters* **120**, 146601 (2018).
 - [26] M. Uchida, Y. Nakazawa, S. Nishihaya, K. Akiba, M. Kriener, Y. Kozuka, A. Miyake, Y. Taguchi, M. Tokunaga, N. Nagaosa, *et al.*, *Nature communications* **8**, 2274 (2017).
 - [27] B. Fu, J.-Y. Zou, Z.-A. Hu, H.-W. Wang, and S.-Q. Shen, *npj Quantum Materials* **7**, 94 (2022).
 - [28] G. Bednik, A. Zyuzin, and A. Burkov, *New Journal of Physics* **18**, 085002 (2016).
 - [29] H.-Z. Lu and S.-Q. Shen, *Frontiers of Physics* **12**, 1 (2017).
 - [30] Z. Wang, H. Weng, Q. Wu, X. Dai, and Z. Fang, *Physical Review B—Condensed Matter and Materials Physics* **88**, 125427 (2013).
 - [31] H.-D. Song, D. Sheng, A.-Q. Wang, J.-G. Li, D.-P. Yu, and Z.-M. Liao, *Chinese Physics B* **26**, 037301 (2017).
 - [32] A. Sufyan and J. A. Larsson, *ACS omega* **8**, 9607 (2023).
 - [33] M. L. Adam and A. A. Bala, *Journal of Physics: Condensed Matter* **33**, 225502 (2021).
 - [34] R. Vocaturo, K. Koepernik, J. I. Facio, C. Timm, I. C. Fulga, O. Janson, and J. van den Brink, *Physical Review B* **110**, 054504 (2024).
 - [35] M. Salis, Y. Huang, and A. De Visser, *Physical Review B* **103**, 104502 (2021).
 - [36] H. Leng, C. Paulsen, Y. Huang, and A. De Visser, *Physical Review B* **96**, 220506 (2017).
 - [37] B. Rosenstein and B. Y. Shapiro, *2D Materials* **10**, 035021 (2023).
 - [38] Y. T. Chan, P. Alireza, K. Yip, Q. Niu, K. Lai, and S. K. Goh, *Physical Review B* **96**, 180504 (2017).
 - [39] J. Zhang and G. Huang, *Journal of Physics: Condensed Matter* **32**, 205702 (2020).
 - [40] D. Campi, S. Kumari, and N. Marzari, *Nano Letters* **21**, 3435 (2021).
 - [41] G. Shenoy, B. Dunlap, G. Kalvius, A. Toxen, and R. Gambino, *Journal of Applied Physics* **41**, 1317 (1970).
 - [42] Y. Du, W. Zhu, X. Nie, D. He, Y. Zhang, P. Wei, W. Zhao, and Q. Zhang, *Journal of Alloys and Compounds* **1024**, 180239 (2025).
 - [43] H. Lu and L. Huang, *Physical Review B* **103**, 205134 (2021).
 - [44] Z. Yin, X. Du, S. Zhang, C. Chen, D. Pei, J. Zhou, X. Gu, R. Xu, Q. Zhang, W. Zhao, *et al.*, *Physical Review Materials* **6**, 084203 (2022).
 - [45] Y. Yang, R. Wang, and X. Chen, *Physical Review B* **109**, 205103 (2024).
 - [46] E. Cheng, W. Xia, X. Shi, Z. Yu, L. Wang, L. Yan, D. C. Peets, C. Zhu, H. Su, Y. Zhang, *et al.*, *npj Quantum Materials* **5**, 38 (2020).
 - [47] X. Luo, D. Shao, Q. Pei, J. Song, L. Hu, Y. Han, X. Zhu, W. Song, W. Lu, and Y. Sun, *Journal of Materials Chemistry C* **3**, 11432 (2015).
 - [48] S. Bağcı, H. Yarar, and H. Y. Uzunok, *Annalen der Physik* **535**, 2300162 (2023).
 - [49] Z. Tu, P. Sun, D. Jia, H. Gou, K. Liu, and H. Lei, *Chinese Physics Letters* (2025).
 - [50] H. Siddiquee, R. Munir, C. Dissanayake, P. Vaidya, C. Nickle, E. Del Barco, G. Lamura, C. Baines, S. Cahen, C. Hérold, *et al.*, *Physical Review B* **105**, 094508 (2022).
 - [51] K. H. Siddiquee, R. Munir, C. Dissanayake, X. Hu, S. Yadav, Y. Takano, E. S. Choi, D. Le, T. S. Rahman, and Y. Nakajima, *Journal of Physics: Condensed Matter* **33**, 17LT01 (2021).
 - [52] K. Kawashima, M. Maruyama, M. Fukuma, and J. Akimitsu, *Physical Review B—Condensed Matter and Materials Physics* **82**, 094517 (2010).
 - [53] X.-H. Tu, P.-F. Liu, and B.-T. Wang, *Physical Review Materials* **3**, 054202 (2019).
 - [54] S. Singh and R. Kumar, *Journal of Superconductivity and Novel Magnetism* **32**, 3431 (2019).
 - [55] N. Banno, *Superconductivity* **6**, 100047 (2023).
 - [56] X. Xu, *Superconductor Science and Technology* **30**, 093001 (2017).
 - [57] S. Posen, M. Liepe, G. Ereemeev, U. Pudasaini, and C. Reece, *arXiv preprint arXiv:2203.06752* (2022).
 - [58] F. Buta, M. Bonura, D. Matera, G. Bovone, A. Ballarino, S. Hopkins, B. Bordini, X. Chaud, and C. Senatore, *Journal of Physics: Materials* **4**, 025003 (2021).
 - [59] Y. Miyoshi, N. Banno, and K. Saito, *Superconductors for Fusion: a Roadmap* **6**, 38.
 - [60] M. G. Mentink, (2014).
 - [61] M. Yao, M. Gutierrez-Amigo, S. Roychowdhury, I. Errea, A. Fedorov, V. N. Strocov, M. G. Vergniory, and C. Felser, *arXiv preprint arXiv:2403.03324* (2024).
 - [62] H. Deng, H. Qin, G. Liu, T. Yang, R. Fu, Z. Zhang, X. Wu, Z. Wang, Y. Shi, J. Liu, *et al.*, *Nature* **632**, 775 (2024).
 - [63] F. Ming, X. Wu, C. Chen, K. D. Wang, P. Mai, T. A. Maier, J. Strockoz, J. Venderbos, C. González, J. Ortega, *et al.*, *Nature Physics* **19**, 500 (2023).
 - [64] A. Kuibarov, O. Suvorov, R. Vocaturo, A. Fedorov, R. Lou, L. Merkwitz, V. Voroshnin, J. I. Facio, K. Koepernik, A. Yaresko, *et al.*, *Nature* **626**, 294 (2024).
 - [65] X. P. Yang, Y. Zhong, S. Mardanya, T. A. Cochran, R. Chapai, A. Mine, J. Zhang, J. Sánchez-Barriga, Z.-J. Cheng, O. J. Clark, *et al.*, *Physical review letters* **130**, 046402 (2023).
 - [66] J.-T. Zhao, Z.-C. Dong, J. Vaughey, J. E. Ostenson, and J. D. Corbett, *Journal of Alloys and Compounds* **230**, 1 (1995).
 - [67] H. Fukazawa and K. Yamada, *Journal of the Physical Society of Japan* **72**, 2449 (2003).
 - [68] M. Merriam, M. Jensen, and B. Coles, *Physical Review* **130**, 1719 (1963).
 - [69] M. Merriam and M. Von Herzen, *Physical Review* **131**, 637 (1963).
 - [70] M. Merriam, J. Hagen, and H. Luo, *Physical Review* **154**, 424 (1967).
 - [71] T. Stromberg and C. Swenson, *Physical Review* **134**, A21 (1964).

- [72] A. Jassim and F. Abed, *Journal of Non-Oxide Glasses* **11**, 41 (2019).
- [73] A. Biju, P. Sarun, R. Aloysius, and U. Syamaprasad, *Materials Research Bulletin* **42**, 2057 (2007).
- [74] P. Cheng, B. Shen, G. Mu, X. Zhu, F. Han, B. Zeng, and H.-H. Wen, *Europhysics Letters* **85**, 67003 (2009).
- [75] J. Moriarty, J. Humphreys, R. Gordon, and N. Baenziger, *Acta Crystallographica* **21**, 840 (1966).
- [76] J. Zhang, K.-Y. Jiang, S.-X. Qiao, P.-C. Xiao, N. Jiao, P. Zhang, H.-Y. Lu, and Q.-F. Liang, *Physical Review B* **111**, 094508 (2025).
- [77] S. Yatsenko, A. Semyannikov, H. Shakarov, and E. Fedorova, *Journal of the Less Common Metals* **90**, 95 (1983).
- [78] P. Giannozzi, S. Baroni, N. Bonini, M. Calandra, R. Car, C. Cavazzoni, D. Ceresoli, G. L. Chiarotti, M. Cococcioni, I. Dabo, *et al.*, *Journal of physics: Condensed matter* **21**, 395502 (2009).
- [79] S. Poncé, E. R. Margine, C. Verdi, and F. Giustino, *Computer Physics Communications* **209**, 116 (2016).
- [80] P. B. Allen and R. Dynes, *Physical Review B* **12**, 905 (1975).
- [81] A. A. Mostofi, J. R. Yates, Y.-S. Lee, I. Souza, D. Vanderbilt, and N. Marzari, *Computer physics communications* **178**, 685 (2008).
- [82] Q. Wu, S. Zhang, H.-F. Song, M. Troyer, and A. A. Soluyanov, *Computer Physics Communications* **224**, 405 (2018).
- [83] A. Yang, X. Tao, Y. Quan, and P. Zhang, *Physical Review B* **110**, 174504 (2024).
- [84] J. Chen and Y. Ge, *Physical Review B* **103**, 064510 (2021).
- [85] J. Chen and J. Gao, *physica status solidi (RRL)—Rapid Research Letters* **16**, 2100477 (2022).
- [86] B. Wang, H. Gao, Q. Lu, W. Xie, Y. Ge, Y.-H. Zhao, K. Zhang, and Y. Liu, *Physical Review B* **98**, 115164 (2018).
- [87] A. A. Soluyanov, D. Gresch, Z. Wang, Q. Wu, M. Troyer, X. Dai, and B. A. Bernevig, *Nature* **527**, 495 (2015).
- [88] C. Wang, Y. Zhang, J. Huang, S. Nie, G. Liu, A. Liang, Y. Zhang, B. Shen, J. Liu, C. Hu, *et al.*, *Physical Review B* **94**, 241119 (2016).
- [89] N. Röscher, *Chemical physics* **80**, 1 (1983).
- [90] N. Karn and V. Awana, *Materials Today: Proceedings* (2023).
- [91] X.-T. Jin, X.-W. Yan, and M. Gao, *Physical Review B* **101**, 134518 (2020).
- [92] P. Jamwal, R. Ahuja, and R. Kumar, *Journal of Physics: Condensed Matter* **36**, 385903 (2024).
- [93] S. Patel, S. Jena, and A. Taraphder, *Physical Review B* **110**, 014507 (2024).
- [94] Y. Sun, F. Zhang, C.-Z. Wang, K.-M. Ho, I. I. Mazin, and V. Antropov, *Physical Review Materials* **6**, 074801 (2022).
- [95] P.-F. Liu, F. Zheng, J. Li, J.-G. Si, L. Wei, J. Zhang, and B.-T. Wang, *Physical Review B* **105**, 245420 (2022).
- [96] W. Kohn, *Physical Review Letters* **2**, 393 (1959).
- [97] N. Girotto and D. Novko, *Physical Review B* **107**, 064310 (2023).
- [98] J.-N. Wang, X.-W. Yan, and M. Gao, *Physical Review B* **103**, 144515 (2021).
- [99] Q. Gu, Y. Li, S. Wan, H. Li, W. Guo, H. Yang, Q. Li, X. Zhu, X. Pan, Y. Nie, *et al.*, *Nature communications* **11**, 6027 (2020).
- [100] Z. Li and S. G. Louie, *Physical Review Letters* **133**, 126401 (2024).
- [101] S. Pramanick, S. Chakraborty, and A. Taraphder, *arXiv preprint arXiv:2505.10905* (2025).
- [102] J.-Y. Chen, S.-L. Fu, C.-A. Wang, Y.-L. Chen, J.-H. Wang, R.-R. Deng, Y.-P. Xie, X.-L. Gao, and X.-Q. Wu, *The European Physical Journal B* **98**, 1 (2025).
- [103] H. Chen, Y. Tang, H. Jiang, X. Jiang, J. Wang, C. Zhang, D. Duan, J. Dong, and Y. Ma, *Chinese Physics Letters* (2024).
- [104] Y. Zhao, S. Zeng, C. Lian, Z. Dai, S. Meng, and J. Ni, *Physical Review B* **98**, 134514 (2018).
- [105] H. J. Choi, D. Roundy, H. Sun, M. L. Cohen, and S. G. Louie, *Physical Review B* **66**, 020513 (2002).
- [106] E. Margine and F. Giustino, *Physical Review B* **90**, 014518 (2014).
- [107] L. Fu and C. L. Kane, *Physical Review B—Condensed Matter and Materials Physics* **76**, 045302 (2007).
- [108] A. A. Soluyanov and D. Vanderbilt, *Physical Review B—Condensed Matter and Materials Physics* **83**, 235401 (2011).
- [109] R. Yu, X. L. Qi, A. Bernevig, Z. Fang, and X. Dai, *Physical Review B—Condensed Matter and Materials Physics* **84**, 075119 (2011).
- [110] G. Kresse and J. Furthmüller, *Phys. Rev. B* **54**, 11169 (1996).
- [111] M. Vergniory, L. Elcoro, C. Felser, N. Regnault, B. A. Bernevig, and Z. Wang, *Nature* **566**, 480 (2019).
- [112] S. S. Nourizadeh, A. Vaez, and D. Vashae, *Advanced Quantum Technologies* **6**, 2300072 (2023).
- [113] G. Bihlmayer, P. Noël, D. V. Vyalikh, E. V. Chulkov, and A. Manchon, *Nature Reviews Physics* **4**, 642 (2022).
- [114] K. Ishizaka, M. Bahramy, H. Murakawa, M. Sakano, T. Shimojima, T. Sonobe, K. Koizumi, S. Shin, H. Miyahara, A. Kimura, *et al.*, *Nature materials* **10**, 521 (2011).
- [115] E. Sampathkumaran, *Solid State Communications* **181**, 54 (2014).
- [116] Y. Wan, C. Cheng, X. He, and J. Chang, *Journal of Superhard Materials* **43**, 31 (2021).
- [117] S. M. Teicher, J. F. Linnartz, R. Singha, D. Pizzirani, S. Klemenz, S. Wiedmann, J. Cano, and L. M. Schoop, *Chemistry of Materials* **34**, 4446 (2022).
- [118] H. Yang, M. Schmidt, V. Süß, M. Chan, F. F. Balakirev, R. D. McDonald, S. S. Parkin, C. Felser, B. Yan, and P. J. Moll, *New Journal of Physics* **20**, 043008 (2018).
- [119] A. Soumyanarayanan and J. E. Hoffman, *Journal of Electron Spectroscopy and Related Phenomena* **201**, 66 (2015).
- [120] K. Shrestha, R. Chapai, B. K. Pokharel, D. Miertschin, T. Nguyen, X. Zhou, D. Chung, M. Kanatzidis, J. Mitchell, U. Welp, *et al.*, *Physical Review B* **105**, 024508 (2022).
- [121] B. Lv, T. Qian, and H. Ding, *Reviews of Modern Physics* **93**, 025002 (2021).
- [122] B. Ghosh, D. Mondal, C.-N. Kuo, C. S. Lue, J. Nayak, J. Fujii, I. Vobornik, A. Politano, and A. Agarwal, *Physical Review B* **100**, 195134 (2019).

Appendix

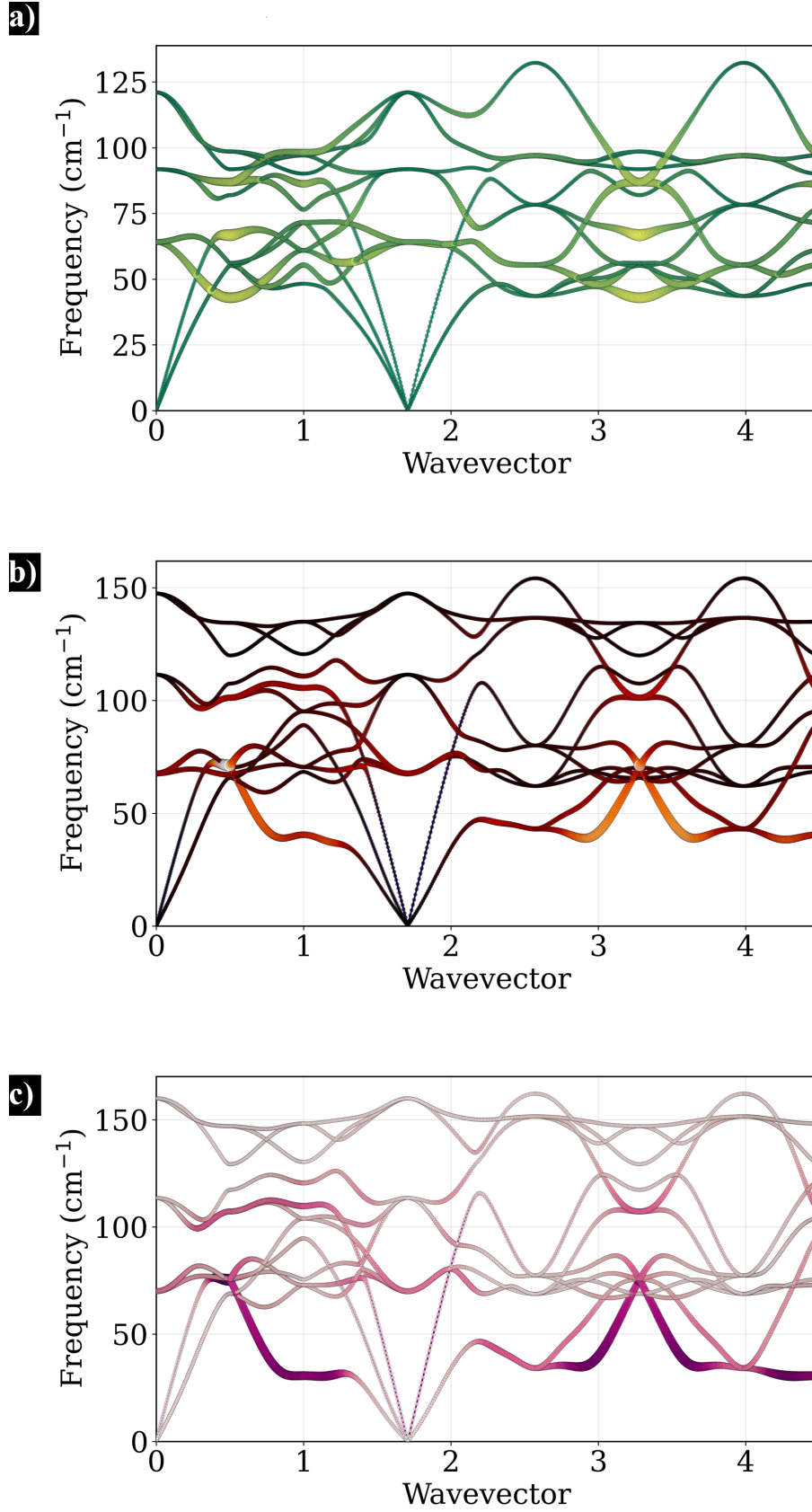


FIG. A1: Phonon dispersion relations of Nd₃In under different hydrostatic pressures. The fat bands in the dispersion plots indicate modes with strong electron-phonon coupling. (a) At ambient pressure ($P = 0$ GPa), the phonon spectrum exhibits distinct acoustic and optical branches with relatively low-frequency modes. (b) At moderate pressure ($P = 10$ GPa), noticeable softening of the acoustic phonon branches occurs, reflecting pressure-induced modifications in lattice dynamics. (c) At higher pressure ($P = 15$ GPa), further softening is observed, particularly in the low-frequency region. Correspondingly, the electron-phonon coupling constant λ increases with pressure, suggesting enhanced superconducting interactions.

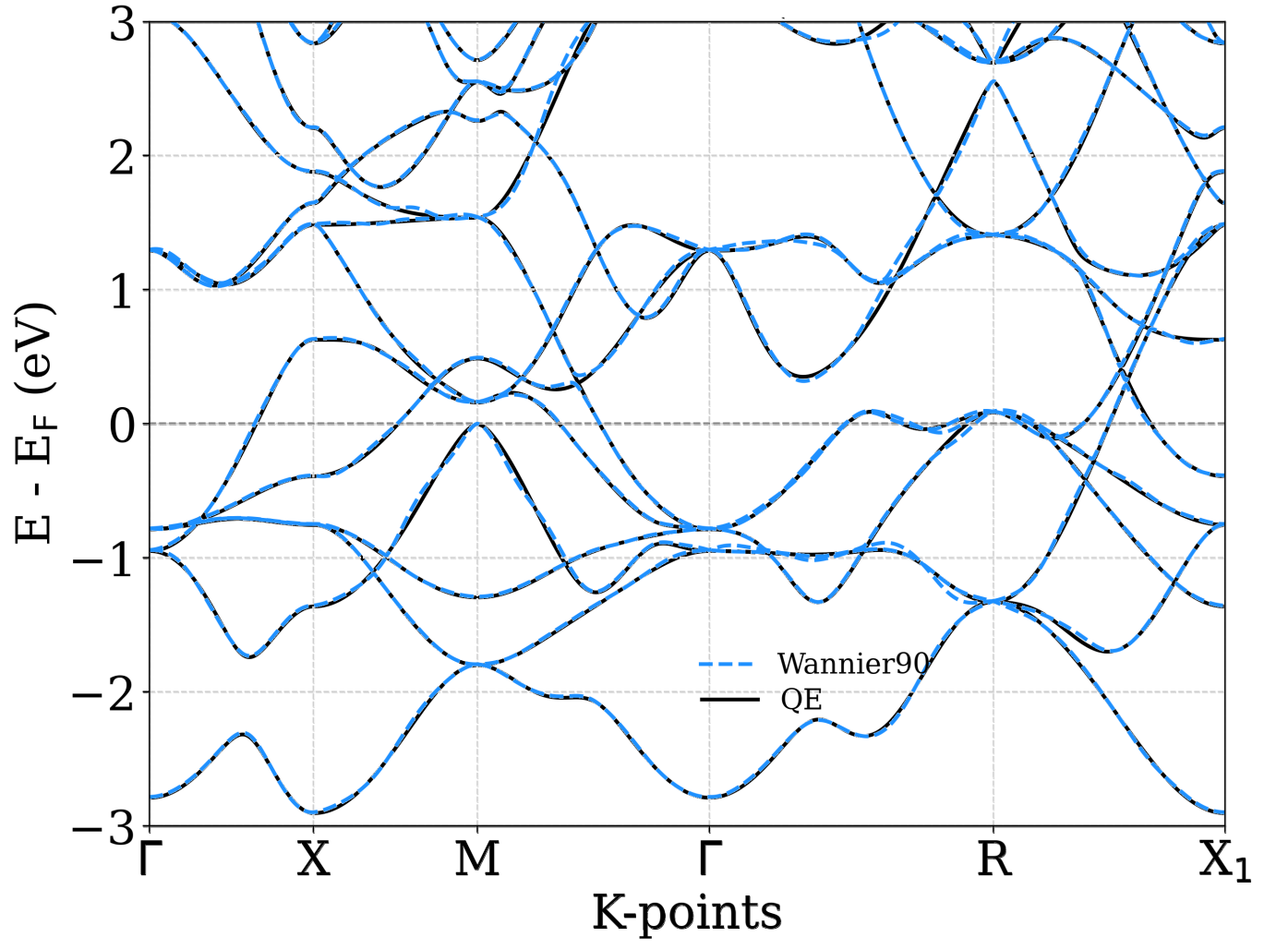


FIG. A2: Electronic band structure of Nd₃In without spin-orbit coupling (SOC). The Wannier90-interpolated bands are shown as blue dashed lines, while the DFT reference band structure is displayed as solid black lines.

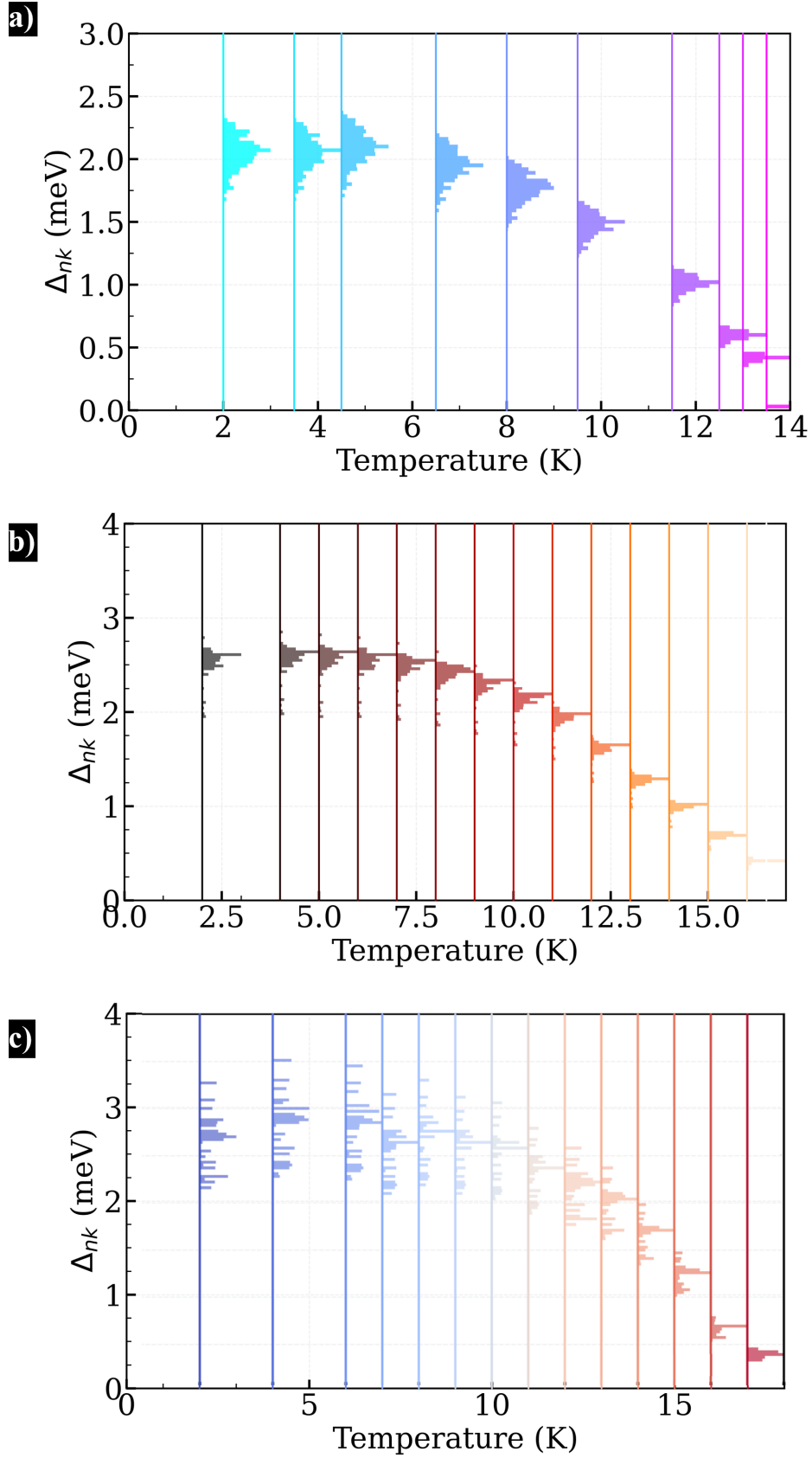


FIG. A3: Temperature dependence of the anisotropic superconducting gap distribution on the Fermi surface of Nd_3In under various pressures. (a) At ambient pressure ($P = 0$ GPa), the superconducting gap vanishes near $T = 14$ K, indicating the critical temperature. (b) For $P = 10$ GPa, the gap persists up to approximately $T = 16.5$ K, reflecting an enhancement in T_c . (c) At $P = 15$ GPa, the gap remains open up to about $T = 18$ K, showing a monotonic increase in T_c with pressure. These results demonstrate the robustness of superconductivity and the pressure-dependent anisotropy of the gap.

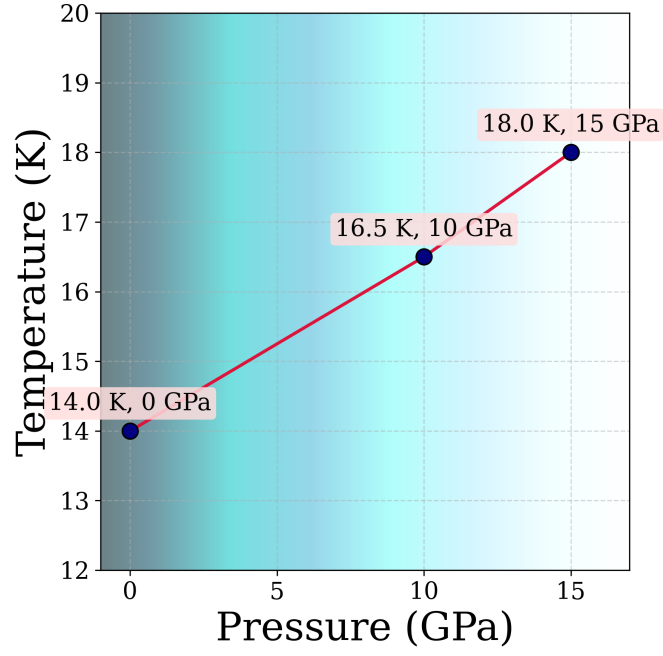


FIG. A4: Pressure dependence of the superconducting transition temperature T_c for Nd_3In . The values of T_c are extracted from fully anisotropic Eliashberg theory calculations at three different pressures: 0 GPa, 10 GPa, and 15 GPa. A clear enhancement of T_c with increasing pressure is observed, highlighting the role of pressure in tuning electron-phonon interactions and enhancing superconducting behavior in Nd_3In .

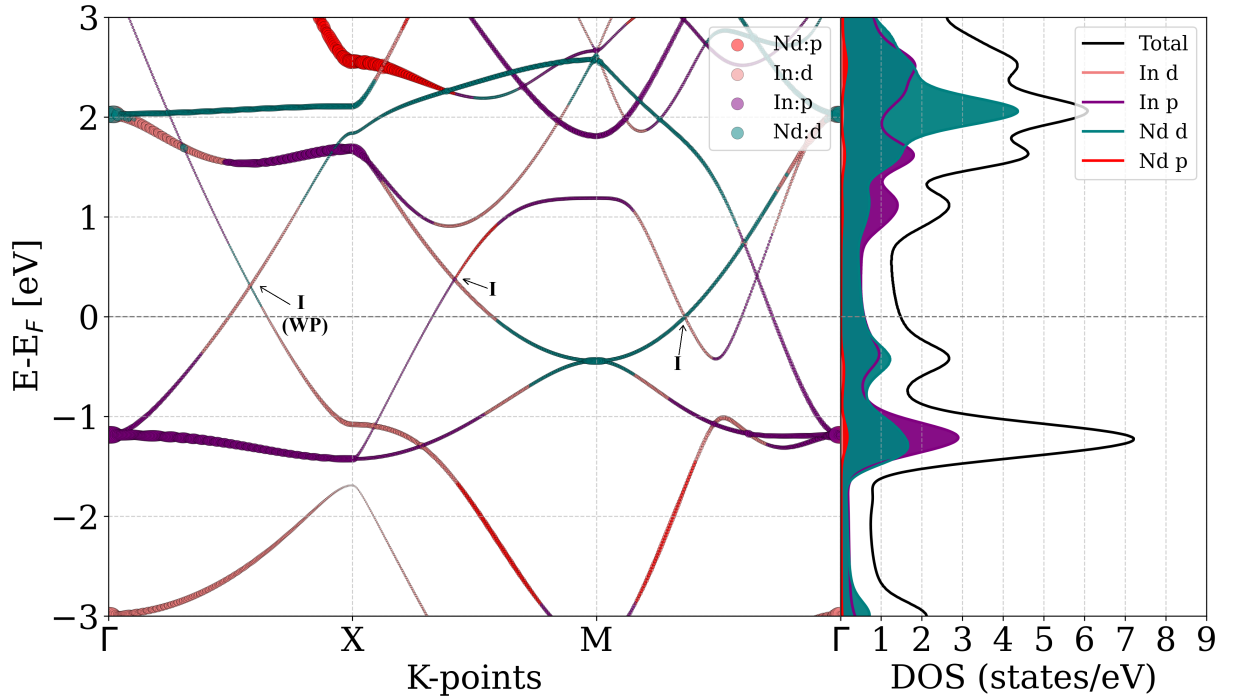
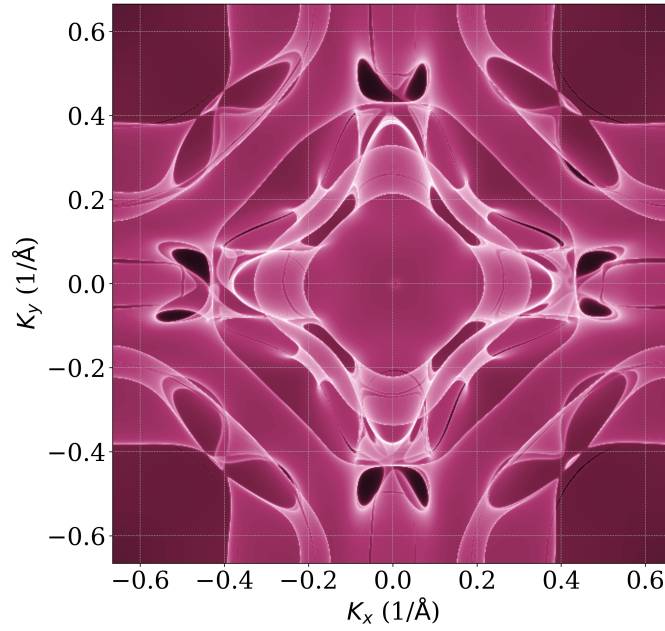
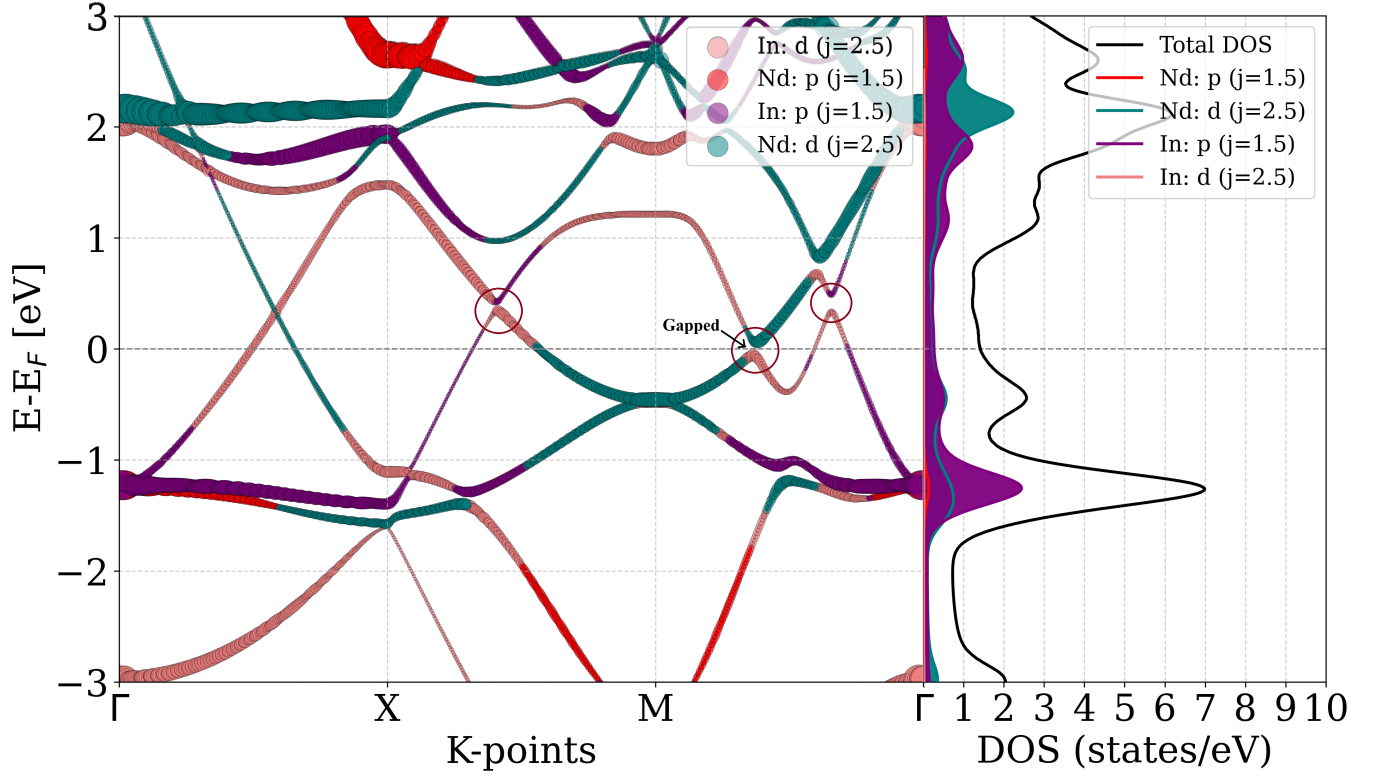


FIG. A5: Orbital-projected band structure and corresponding density of states (PDOS) for In_3Nd in the absence of spin-orbit coupling. Scatter point sizes correspond to the strength of each orbital's contribution. At the Fermi level, the total DOS is low (1.51 states/eV), suggesting fewer available electronic states.



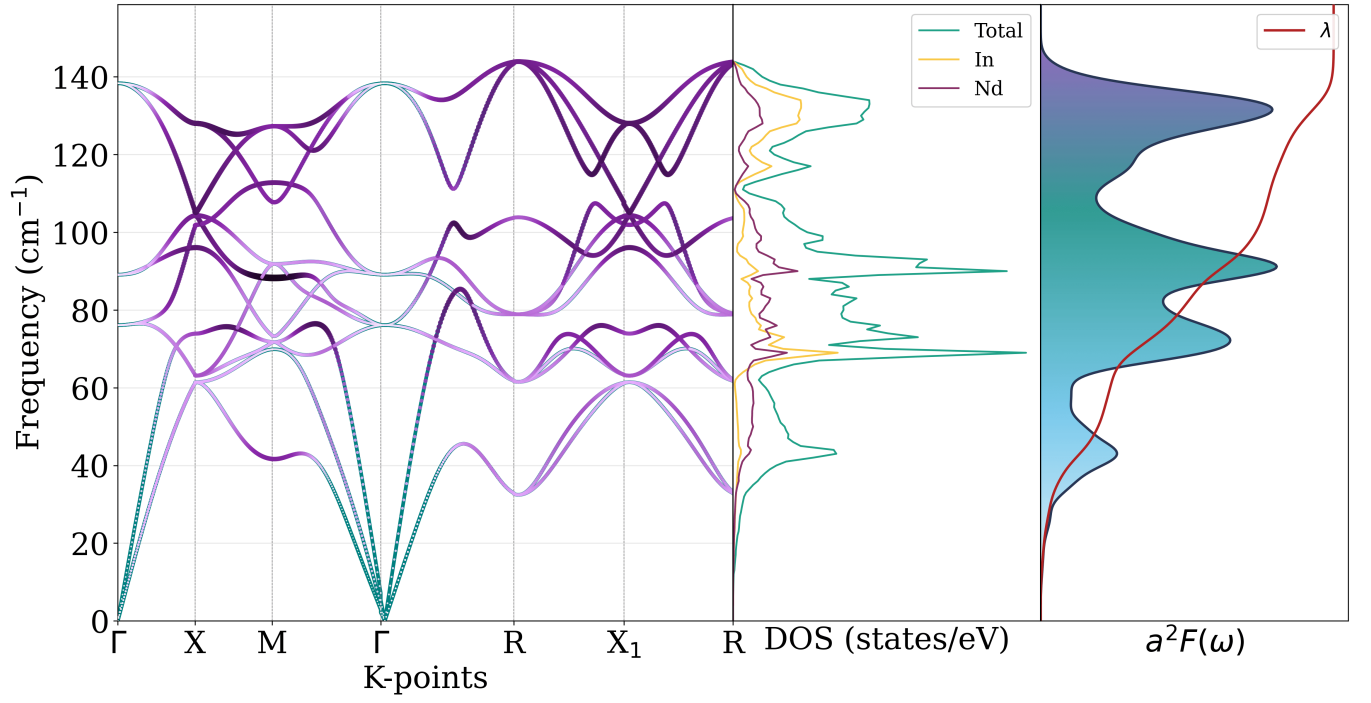


FIG. A8: Phononic and superconducting properties of In₃Nd. The left panel shows the phonon dispersion weighted by the mode-resolved electron–phonon coupling strength $\lambda_{\mathbf{q}\nu}$, where darker regions indicate stronger coupling. The middle panel presents the atom-projected phonon density of states (PDOS), and the right panel displays the Eliashberg spectral function $\alpha^2F(\omega)$ together with the integrated EPC function $\lambda(\omega)$, highlighting the superconducting characteristics.