

Personalized Exercise Recommendation with Semantically-Grounded Knowledge Tracing

Yilmazcan Ozyurt*[†]
ETH Zürich

Tunaberk Almaci*
ETH Zürich

Stefan Feuerriegel
Munich Center for Machine Learning & LMU Munich

Mrinmaya Sachan
ETH Zürich

Abstract

We introduce **ExRec**, a general framework for personalized exercise recommendation with semantically-grounded knowledge tracing. Our method builds on the observation that existing exercise recommendation approaches simulate student performance via knowledge tracing (KT) but they often overlook two key aspects: (a) the semantic content of questions and (b) the sequential, structured progression of student learning. To address this, our ExRec presents an end-to-end pipeline, from annotating the KCs of questions and learning their semantic representations to training KT models and optimizing several reinforcement learning (RL) methods. Moreover, we improve standard Q-learning-based continuous RL methods via a tailored model-based value estimation (MVE) approach that directly leverages the components of KT model in estimating cumulative knowledge improvement. We validate the effectiveness of our ExRec using various RL methods across four real-world tasks with different educational goals in online math learning. We further show that ExRec generalizes robustly to new, unseen questions and that it produces interpretable student learning trajectories. Together, our findings highlight the promise of KT-guided RL for effective personalization in education.

1 Introduction

The rapid rise of online learning platforms has revolutionized education by offering students access to interactive learning materials and exercises [3, 28, 38, 49]. A key factor in enhancing student learning is *personalization*, where exercises are recommended based on students’ evolving knowledge states [22, 70].

A central method for assessing learning progress is *knowledge tracing* (KT), which models the temporal dynamics of student learning by predicting responses to future exercises. This enables real-time monitoring of knowledge states, which are structured around fundamental skills known as knowledge concepts (KCs). Over the years, numerous KT approaches have been developed [e. g., 1, 12, 15, 20, 36, 55, 57, 58, 65, 66, 74, 76]¹. Yet, only a small number of works have actually leveraged KT for personalized exercise recommendations.

Recent methods for personalized exercise recommendation have integrated KT into reinforcement learning (RL) frameworks to simulate student behavior and learn optimal recommendation policies [4, 10, 14, 39, 69, 75]. However, these methods suffer from several key **limitations**: ① they often rely on ID-based embeddings, which neglects the semantics of questions; ② they define states as the full exercise history, making them computationally impractical for long exercise sequences; ③ the

*Equal contribution.

[†]Correspondence to Yilmazcan Ozyurt <yozyurt@ethz.ch>.

¹For a more comprehensive overview, we refer to [2] and [63].

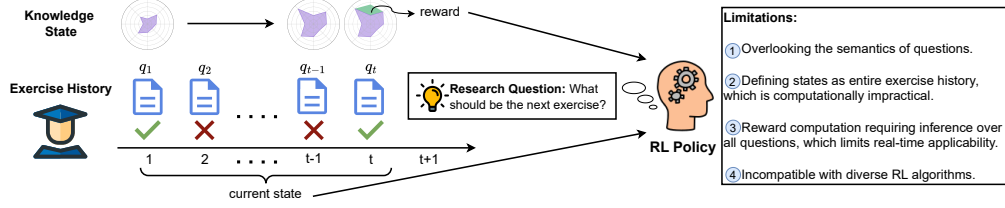


Figure 1: **Overview of standard exercise recommendation and its limitations.**

reward computation requires inference over all questions, which limits real-time applicability; and ④ they typically support only a single RL algorithm.

To address these challenges, we introduce **ExRec**, a novel framework for personalized exercise recommendation with semantically-grounded knowledge tracing. ExRec operates with minimal requirements, relying only on question content and exercise histories. It automates an end-to-end pipeline: (i) it annotates each question with solution steps and KCs, (ii) learns semantically meaningful embeddings of questions and KCs, (iii) trains KT models to simulate student behavior and calibrates them to enable direct prediction of KC-level knowledge states, and (iv) supports efficient RL by designing compact student state representations and KC-aware reward signals. In addition, we propose a model-based value estimation (MVE) approach that leverages the structure of the KT environment to guide and stabilize the Q-learning of continuous RL algorithms.

Overall, our **contributions** are as follows:²

- We integrate automated KC annotation and contrastive learning modules to learn rich semantic representations of questions for downstream exercise recommendation.
- We design a *compact state representation* for students, which eliminates the need to process full exercise histories, and *efficient knowledge state computation*, eliminating the need to run inference over a large set of questions.
- We introduce a model-based value estimation technique that directly leverages the KT model for computing value functions to improve Q-learning-based continuous RL methods for our task.
- We validate ExRec through extensive experiments using various RL algorithms to demonstrate its effectiveness in improving knowledge state estimation and exercise recommendation quality.

2 Related Work

Knowledge tracing (KT) models the temporal dynamics of students’ learning process and predicts the response of the student to the next exercise [20]. Over the years, numerous KT methods have been proposed [1, 13, 15, 21, 27, 29, 33, 35, 37, 40, 41, 43, 45, 46, 48, 52–56, 58, 62, 64, 65, 72, 71, 73, 74, 76]. Yet, only a few studies have explored KT for optimizing exercise recommendations.

Exercise recommendation has been widely studied in conjunction with KT, primarily as a means to simulate student behavior and inform reinforcement learning (RL)-based policies for personalized sequencing. However, existing methods suffer from key limitations. Early approaches [4, 34, 39] rely on handcrafted rewards and treat questions as predefined mappings to KCs, preventing them from leveraging (dis)similarity between exercises. Similarly, methods such as TGKT-RL [14] require a predefined question-KC graph, which is often unavailable, while others operate solely at the KC level without considering individual exercises [10, 75]. RCL4ER [69] does not consider KCs of questions and learns embeddings for each question ID.

The existing works [4, 10, 14, 34, 39, 69, 75] face further common challenges. They do not effectively leverage question semantics, often relying on ID-based embeddings or simple heuristics. These methods define states as the entire exercise history, making them computationally impractical for long exercise sequences. Moreover, reward calculation in these methods requires inference over the full question set, making real-time decision-making inefficient. Finally, they support only a single RL method for exercise recommendation.

We address these limitations by ① learning rich semantic representations of questions, additionally allowing generalization to unseen exercises, ② modeling compact student states, which eliminates the need for full exercise histories, ③ computing knowledge states directly, avoiding exhaustive

²Code and trained models are provided in <https://github.com/oezyurty/ExRec>.

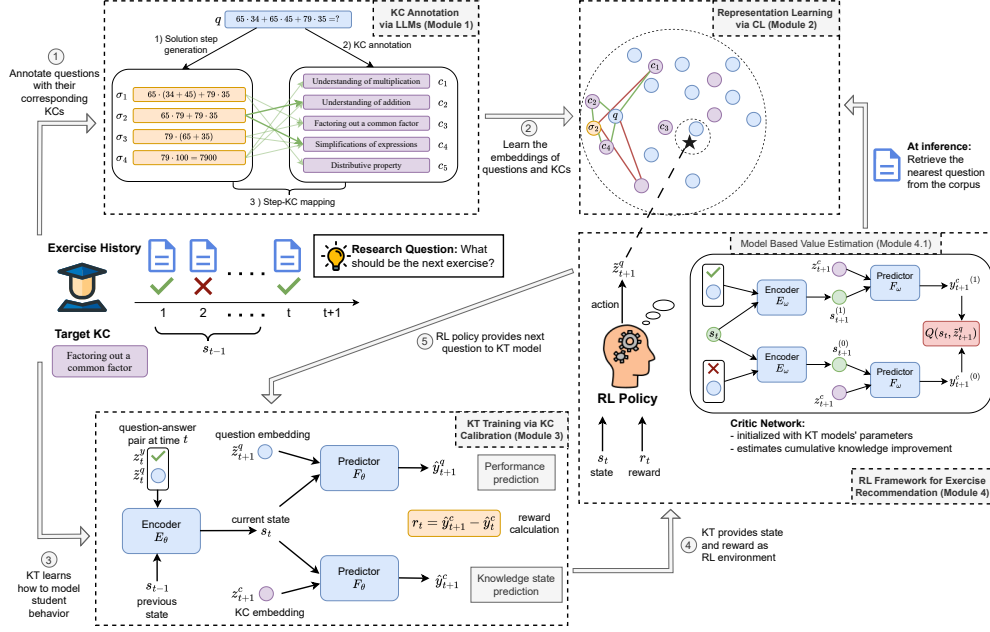


Figure 2: **Overview of ExRec framework.** Numbered gray arrows show how modules interact.

inference over question sets, and ④ supporting a broad range of RL algorithms, including both discrete and continuous action spaces. Unlike prior works, we make our entire pipeline open-source to enable researchers to instantly build and test new exercise recommenders within our framework.

3 Preliminaries

Knowledge tracing (KT). KT aims to predict a student’s performance on the next exercise based on their learning history [58, 65, 76]. A student’s exercise history over t time steps is represented as $\{e_i\}_{i=1}^t$, where each exercise e_i consists of a question $q_i \in \mathbb{Q}$, of associated knowledge concepts (KCs) $\{c_{i,j}\}_{j=1}^{N_{q_i}}$ with $c_{i,j} \in \mathbb{C}$, and of the student’s binary response $y_i \in \{0, 1\}$. The KT model G_θ predicts the probability of a correct response for the next question, i.e., $\hat{y}_{t+1} = G_\theta(q_{t+1}, \{c_{t+1,j}\}_{j=1}^{N_{q_{t+1}}}, \{e_i\}_{i=1}^t)$.

Exercise recommendation via RL. KT models can serve as RL environments to simulate student learning behavior, formulated as a Markov decision process (MDP) $(\mathcal{S}, \mathcal{A}, P, R, \gamma)$ [4, 10, 69]. The state $s_t \in \mathcal{S}$ represents the exercise history $s_t = \{e_i\}_{i=1}^t$, and the action $a_t \in \mathcal{A}$ corresponds to selecting the next question $q_{t+1} \in \mathbb{Q}$. The transition function P determines the next state based on the student’s response: $P(s_{t+1} | s_t, q_{t+1}) : \mathcal{S} \times \mathcal{A} \times \mathcal{S} \rightarrow [0, 1]$. The reward R measures the improvement in the student’s knowledge state after solving q_{t+1} . Finally, γ is the discount factor. In reward calculation, existing methods [e.g., 4, 10] compute knowledge states by running G_θ over all questions from a given KC at each step, leading to high computational overhead.

4 ExRec Framework

Our complete ExRec framework has four modules (see Fig. 2). (1) The first module takes the question content and annotates its solution steps and associated knowledge concepts (KCs) in an automated manner. (2) The second module learns the semantics of questions using the solution steps and KCs via a tailored contrastive learning objective. (3) The third module trains a KT model using question semantics and student histories. To better simulate student performance in an RL setup, we (i) train the KT model for next-exercise performance prediction, and (ii) calibrate its knowledge state predictions over each KC. (4) The final module involves an RL framework for exercise recommendation, using the calibrated KT model as the environment. For Q-learning-based continuous RL methods, we further improve training with a model-based value estimation (MVE) approach, which incorporates the KT model itself to simulate future interactions and is beneficial for estimating the policy value.

4.1 KC Annotation via LLMs (Module 1)

Existing works on modeling learning progress [e. g., 16, 47, 67] typically require datasets containing thousands of questions with manually-annotated KCs. However, this annotation process is expensive and error-prone, as it requires domain experts to assign KCs from hundreds of categories while maintaining consistency [8, 18]. In contrast, our framework circumvents the need for manual labeling, as described below.³

Informed by the recent literature [54], our ExRec framework automates KC annotation using a large language model (LLM) through a three-step process. In doing so, we further instruct the LLM to align the KC annotation with the *Common Core State Standards for Mathematics*⁴ to improve the consistency in the KC annotation and to support uptake of our framework in education.⁵

(i) Solution step generation. Given a question $q \in \mathbb{Q}$, the LLM generates a step-by-step solution $\Sigma = \{\sigma_1, \sigma_2, \dots, \sigma_n\}$ using chain-of-thought prompting. Each step σ_k is sampled sequentially via

$$\sigma_k \sim P_\phi(\sigma_k \mid q, \sigma_1, \dots, \sigma_{k-1}), \quad (1)$$

where P_ϕ is the LLM’s probability distribution conditioned on the question and the previous steps.

(ii) KC annotation. The LLM then assigns a set of knowledge concepts $C = \{c_1, c_2, \dots, c_m\}$ based on the question and its solution steps, sampled iteratively via

$$c_j \sim P_\phi(c_j \mid q, \Sigma, c_1, \dots, c_{j-1}). \quad (2)$$

(iii) Solution step–KC mapping. Not all KCs are applied in every solution step. To establish a structured mapping, the LLM generates pairs iteratively via

$$(\sigma_k, c_j) \sim P_\phi(\sigma_k, c_j \mid q, \Sigma, C, \mathcal{M}'), \quad (3)$$

where \mathcal{M}' represents previously assigned mappings. The final mapping is

$$\mathcal{M} = \{(\sigma_k, c_j) \mid \sigma_k \in \Sigma \wedge c_j \in C_k\}, \quad (4)$$

where C_k is the set of KCs the solution step σ_k is mapped to. The mapping then serves as the foundation for representation learning in the next module.

4.2 Representation Learning via Contrastive Learning (Module 2)

Our ExRec framework employs contrastive learning (CL) to generate semantically meaningful embeddings for questions, solution steps, and knowledge concepts (KCs). Instead of using general-purpose embeddings, CL explicitly aligns questions and solution steps with their associated KCs while mitigating false negatives.

Embedding generation. Recall that, formally, after the annotation steps from the previous module, a question q has N solution steps $\{\sigma_k\}_{k=1}^N$ and M knowledge concepts $\{c_j\}_{j=1}^M$. We first encode the question content, its solution steps, and KCs using a learnable (LLM) encoder $E_\psi(\cdot)$:

$$z^q = E_\psi(q), \quad z_k^\sigma = E_\psi(\sigma_k), \quad z_j^c = E_\psi(c_j). \quad (5)$$

These embeddings are later optimized via contrastive learning.

False negative elimination via clustering. Some KCs describe the same underlying skill using slightly different wording (e.g., *interpreting a bar chart* vs. *reading information from a bar graph*). Although semantically equivalent, these variants may yield different embeddings and be mistakenly treated as negatives. To prevent this, we pre-cluster KCs using a semantic clustering function $A(\cdot)$, thereby ensuring that KCs within the same cluster are not considered as negatives:

$$A(c_j) = A(c_{j'}) \Rightarrow c_{j'} \notin \mathcal{N}(c_j), \quad (6)$$

where $\mathcal{N}(c_j)$ denotes the set of valid negative KCs for contrastive learning.

Contrastive learning for questions. Since each question q is associated with multiple KCs $C = \{c_1, c_2, \dots, c_m\}$, its embedding should be closer to its relevant KCs while being pushed apart from

³In our experiments, we observed that existing KC annotations are often noisy and that LLM-based annotation yields higher-quality and more coherent results. This observation echoes the findings of recent works [51, 54]. Nevertheless, we provide an in-depth analysis in Appendix F. Therein, we illustrate a representative example where our framework provides consistently higher-quality KC annotations than the original dataset.

⁴<https://www.thecorestandards.org/Math/>

⁵We also experimented with Bloom’s Taxonomy [5] but found that it was not equally helpful for our setting.

irrelevant ones. For this, we use the loss

$$L_q(z^q, z_j^c) = -\log \frac{\exp(\text{sim}(z^q, z_j^c)/\tau)}{\exp(\text{sim}(z^q, z_j^c)/\tau) + \sum_{c_{j'} \in \mathcal{N}(c_j)} \exp(\text{sim}(z^q, z_{j'}^c)/\tau)}, \quad (7)$$

where $\text{sim}(\cdot, \cdot)$ is the cosine similarity and τ is a temperature parameter.

Contrastive learning for solution steps. Similarly, each solution step σ_k should be aligned with the KCs it practices. We thus use the loss

$$L_s(z_k^\sigma, z_j^c) = -\log \frac{\exp(\text{sim}(z_k^\sigma, z_j^c)/\tau)}{\exp(\text{sim}(z_k^\sigma, z_j^c)/\tau) + \sum_{c_{j'} \in \mathcal{N}(c_j)} \exp(\text{sim}(z_k^\sigma, z_{j'}^c)/\tau)}. \quad (8)$$

Final objective. Our framework jointly optimizes the embeddings of questions and solution steps:

$$L = \frac{1}{M} \sum_{j=1}^M L_q(z_q, z_j^c) + \frac{1}{N} \sum_{k=1}^N \frac{1}{|C_k|} \sum_{c_j \in C_k} L_s(z_k^\sigma, z_j^c). \quad (9)$$

The learned embeddings enrich the input space of KT models with semantically meaningful representations, enabling us to accurately capture the temporal dynamics of students' learning process.

4.3 KT Training with KC Calibration (Module 3)

Finally, we replace the standard, randomly initialized question embeddings of a KT model with our learned representations. Specifically, for each question q_i in the exercise history, we define

$$\tilde{z}_i^q = \frac{z_i^q + \tilde{z}_i^\sigma}{2}, \quad \text{with} \quad \tilde{z}_i^\sigma = \frac{1}{N_i} \sum_{k=1}^{N_i} z_{ik}^\sigma, \quad (10)$$

where we average the question embedding z_i^q with the (mean-pooled) solution-step embeddings \tilde{z}_i^σ . We then feed these vectors directly into an existing KT model.

Input preparation to KT. For a student's history of t exercises $\{e_i\}_{i=1}^t$, each exercise e_i is now modeled as a tuple, i.e., $e_i = (\tilde{z}_i^q, z_i^y)$, where z_i^y is the embedding of student's binary response (incorrect/correct) to the question q_i and it is learned during the KT training. Note that our exercise modeling for e_i is different from a typical KT formulation (see Sec. 3). As the recent research [54] suggests, the integration of question embeddings enhances predictive accuracy, as the KT model benefits from explicitly encoded question semantics rather than relying on question/KC IDs alone.

State representation. The state s_t of a KT model equivalently represents the state of the RL environment in our ExRec framework (details in Sec. 4.4). Following prior literature [46, 55, 58, 74], the history of exercises $\{e_i\}_{i=1}^t$ can be encoded into a latent state s_t via a state encoder E_θ as

$$\text{(a) } s_t = E_\theta(\{\tilde{z}_i^q, z_i^y\}_{i=1}^t) \quad \text{or} \quad \text{(b) } s_t = E_\theta(s_{t-1}, \tilde{z}_t^q, z_t^y), \quad (11)$$

where (a) represents a flexible way of encoding the entire sequence into a latent representation and (b) represents the recurrent way of encoding the sequence.

In our framework, we use (b) to compute a compact state representation s_{t+1} from the current state s_t . The benefit is that it avoids the need to keep the entire exercise history in the replay buffer.

KT training. The KT model predicts the performance of the student on the next question q_{t+1} via a classifier F_θ based on the current state s_t via

$$\hat{y}_{t+1}^q = F_\theta(s_t, \tilde{z}_{t+1}^q). \quad (12)$$

Overall, during the KT training, E_θ and F_θ are jointly trained on the entire history of exercises via a binary cross entropy loss

$$L_{\text{pred}} = - \sum_t (y_t^q \log \hat{y}_t^q + (1 - y_t^q) \log(1 - \hat{y}_t^q)), \quad (13)$$

where $y_t^q \in \{0, 1\}$ is the ground-truth response of the student to the given question.

Calibration of the KT model for knowledge state prediction on any KC. Aligned with the education literature [19, 20, 31], we define the knowledge state of a student for a particular KC as the expected performance of the student on all questions from the same KC. Specifically, for a particular KC $c \in \mathbb{C}$ at time t , we formalize the knowledge state of a student as

$$y_t^c = \mathbb{E}_{q \sim \mathbb{Q}(c)}[y_t^q] \approx \frac{1}{|\mathbb{Q}(c)|} \sum_{q \in \mathbb{Q}(c)} \hat{y}_t^q, \quad (14)$$

where $\mathbb{Q}(c)$ is the set of all questions from the KC c .

Of note, the above approach to computing a knowledge state y_t^c requires multiple inferences over a set of questions, which becomes computationally challenging in real-time, especially for a large corpus. We are the *first* to address this challenge by allowing the KT model to directly predict the knowledge state at the inference time.

To speed up knowledge state prediction, we proceed as follows. Recall that, with the introduction of our representation learning module (Sec. 4.2), both question embeddings (i.e., z^q) and KC embeddings (i.e., z^c) are already in the same embedding space. Therefore, we can formulate the knowledge state prediction as a prediction task over the KC embeddings. However, applying this prediction directly over the KC embeddings yields suboptimal results in practice (see AppendixC). To achieve the desired performance, we further calibrate the KT model and bring its prediction over a KC embedding closer to the knowledge state estimated in Eq. 14. Specifically, for each student and each time step, we sample a KC $c \in \mathbb{C}$ at uniformly random, and predict the knowledge state via

$$\hat{y}_{t+1}^c = F_\theta(s_t, z_{t+1}^c), \quad (15)$$

where s_t is calculated as earlier in Eq. 11. Then, we define our knowledge state prediction loss as

$$L_{\text{KC}} = - \sum_t (y_t^c \log \hat{y}_t^c + (1 - y_t^c) \log(1 - \hat{y}_t^c)), \quad (16)$$

and define our calibration loss as

$$L_{\text{calib}} = L_{\text{pred}} + L_{\text{KC}}, \quad (17)$$

where we keep original prediction loss L_{pred} to retain the prediction performance of the KT model.

4.4 RL Framework for Exercise Recommendation (Module 4)

The final module of our ExRec formulates exercise recommendation as a reinforcement learning (RL) task, where the calibrated KT model serves as the RL environment to simulate student learning behavior. Here, we define a Markov decision process (MDP) based on the learned representations and knowledge state predictions from our KT model, which enables seamless integration with any standard RL algorithm.

MDP formulation. We define the RL problem as an MDP $\mathcal{M} = (\mathcal{S}, \mathcal{A}, P, R, \gamma)$, where:

- **State space (\mathcal{S}):** The student’s state at time t , denoted as s_t , is represented by the KT model’s compact student state, i.e., $s_t = E_\theta(s_{t-1}, \tilde{z}_t^q, z_t^y)$, where \tilde{z}_t^q is the question embedding and z_t^y represents the embedding of student’s past response.
- **Action space (\mathcal{A}):** The RL agent selects the next exercise q_{t+1} , represented by its embedding $\tilde{z}_{t+1}^q \in R^d$. The action space is originally *continuous*, and exercises are retrieved via semantic similarity in the learned representation space at the test time. Our ExRec framework additionally allows RL agents with *discrete* action, whose output represents the question ID $q_{t+1} \in \mathbb{Q}$. This question ID is then mapped to its original embedding \tilde{z}_{t+1}^q as an action for our RL environment.⁶
- **Transition dynamics (P):** The environment transition is governed by the KT model, which updates the student’s state s_{t+1} based on their response to the selected question. Specifically, the transition probability is defined as $P(s_{t+1} | s_t, \tilde{z}_{t+1}^q) : \mathcal{S} \times \mathcal{A} \times \mathcal{S} \rightarrow [0, 1]$, where the next state s_{t+1} is determined by the student’s correctness on the recommended question q_{t+1} . Given the KT model’s predicted probability of a correct response $\hat{y}_{t+1}^q = P(y_{t+1} = 1 | s_t, \tilde{z}_{t+1}^q)$, the next state follows a probabilistic update⁷:

$$s_{t+1} = \begin{cases} E_\theta(s_t, \tilde{z}_{t+1}^q, z_{t+1}^{y=1}), & \text{with probability } \hat{y}_{t+1}^q, \\ E_\theta(s_t, \tilde{z}_{t+1}^q, z_{t+1}^{y=0}), & \text{with probability } 1 - \hat{y}_{t+1}^q. \end{cases} \quad (18)$$

All other next states have zero probability. Therefore, the transition mechanism is aligned with the temporal dynamics of student’s learning process, as modeled by the calibrated KT model.

- **Reward function (R):** The reward reflects the improvement in the knowledge state. Given a KC c , we define the reward as the change in predicted knowledge state, i.e.,

$$r_t = \hat{y}_{t+1}^c - \hat{y}_t^c, \quad (19)$$

where \hat{y}_t^c is the student’s predicted knowledge state for c at time t , computed directly via the calibrated KT model.

- **Discount factor (γ):** Controls the trade-off between short-term and long-term learning gains.

⁶Regardless of action space being continuous or discrete, the RL environment, i.e., the calibrated KT model, simulates the student behavior the same way as it only processes the question embeddings.

⁷For clarity, we distinguish incorrect/correct binary response embeddings as $z_t^{y=0}$ and $z_t^{y=1}$, respectively.

Integrating KT into RL. Our approach natively integrates KT within the RL framework. This is enabled by the calibrated KT model, which provides: **(i)** Compact student state representation without requiring full student history encoding, and **(ii)** direct knowledge state estimation instead of relying on indirect performance proxies. Thanks to this, various RL algorithms (e.g., PPO [61], TD3 [26], SAC [30]) can be used in a seamless manner for optimizing exercise selection policies.

4.4.1 Model-Based Value Estimation

For continuous-action RL algorithms with Q-learning [e. g., 26, 30, 42], we optimize exercise selection by estimating the expected future knowledge improvement using a critic network. Instead of training a randomly initialized Q-network from scratch, we leverage the “full access to our environment”, i.e., the KT model, to design a model-based value estimation method [25].

Bellman optimality in our RL environment. In standard Q-learning, the optimal action-value function satisfies the Bellman equation [7]:

$$Q^*(s_t, \tilde{z}_{t+1}^q) = \mathbb{E}[r_t + \gamma \max_{\tilde{z}_{t+2}^q} Q^*(s_{t+1}, \tilde{z}_{t+2}^q) \mid s_t, \tilde{z}_{t+1}^q]. \quad (20)$$

Here, $Q^*(s_t, \tilde{z}_{t+1}^q)$ represents the expected cumulative knowledge improvement if the RL agent selects question q_{t+1} in state s_t .

Model-based critic design. Rather than learning $Q(s_t, \tilde{z}_{t+1}^q)$ from trial-and-error interactions, we exploit the KT model’s structure to directly estimate student progression. We construct a novel critic network initialized with components from the pre-trained KT model:

- The state transition function E_ω is initialized as E_θ , the recurrent knowledge tracing module from our KT model.
- The value prediction function F_ω is initialized as F_θ , the calibrated KT prediction module.

Estimating the value function. Given the current student state s_t and selected question \tilde{z}_{t+1}^q , we compute the expected future knowledge improvement based on two possible responses:

$$s_{t+1}^{(1)} = E_\omega(s_t, \tilde{z}_{t+1}^q, z_{t+1}^{y=1}), \quad s_{t+1}^{(0)} = E_\omega(s_t, \tilde{z}_{t+1}^q, z_{t+1}^{y=0}), \quad (21)$$

where $s_{t+1}^{(1)}$ and $s_{t+1}^{(0)}$ are the next states if the student answers correctly or incorrectly, respectively. The predicted accumulated knowledge state for the targeted KC in each scenario is obtained via

$$y_{t+1}^{c(1)} = F_\omega(s_{t+1}^{(1)}, z^c), \quad y_{t+1}^{c(0)} = F_\omega(s_{t+1}^{(0)}, z^c). \quad (22)$$

Final value computation. The final Q-value is computed as the expected knowledge improvement over the current knowledge state, weighted by the KT model’s response prediction \hat{y}_{t+1}^q :

$$Q(s_t, \tilde{z}_{t+1}^q) = \hat{y}_{t+1}^q \cdot y_{t+1}^{c(1)} + (1 - \hat{y}_{t+1}^q) \cdot y_{t+1}^{c(0)} - \hat{y}_t^c, \quad (23)$$

where \hat{y}_t^c is the knowledge state of the student *before* answering the question, acquired by the KT model. This formulation ensures that the value estimate aligns with the student’s expected learning progression by directly leveraging the KT model rather than relying solely on learned Q-values.

By integrating this model-based critic, our RL agent benefits from **(i)** accurate, structured knowledge estimation, which reduces the need for excessive environment interactions, **(ii)** efficient policy learning, as the Q-function is informed by the calibrated KT model, and **(iii)** seamless adaptation to new students and exercises, as the critic inherently captures the student’s evolving knowledge state.

5 Experimental Setup

Dataset. We use the XES3G5M dataset [47], a large-scale KT benchmark with high-quality math questions. It contains 7,652 unique questions and 5.5M interactions from 18,066 students. As the original questions are in Chinese, we have translated them into English. See Appendix A for details.

RL environment. To ensure realistic student behavior, we initialize the RL environment by sampling a student and encoding their first 100 exercises. The 100th latent state serves as the initial state of the RL agent, ensuring a sufficient number of knowledge states across different environments to avoid cold-start problems. Following initialization, our RL agents interact with the environment for a fixed horizon of 10 steps, where each step corresponds to an exercise recommendation. In evaluation, we compare RL algorithms across 2048 students, i. e., environments, from the test set of the dataset.

Non-RL Baselines. To assess the extent to which RL agents learn meaningful exercise recommendation policies, we first implement two non-RL baselines: (i) a *random policy*, which recommends

exercises uniformly at random from the existing question corpus, and (ii) *historical data*, where the knowledge state evolves based on the actual student responses.⁸

RL algorithms. To evaluate the effectiveness of our ExRec framework, we integrate a broad range of RL algorithms for personalized exercise recommendation⁹. We start with (i) *continuous state-action methods*, which include both value-based approaches (DDPG [42], SAC [30], and TD3 [26]) and policy-based algorithms (TRPO [60] and PPO [61]). We then consider (ii) *discrete action methods* such as Discrete SAC [17], C51 [6], Rainbow [32], and DQN [50]. For DDPG, SAC, and TD3, we also provide variants with model-based value estimation (denoted as “w/ MVE”), which utilize our calibrated KT model to improve value estimation and long-term reward propagation.

Implementation. Appendix B provides the details of our ExRec, including model configurations, training procedures, runtime, and hyperparameters, to ensure reproducibility and fair comparison.

Ablation studies. We also evaluate the performance of the earlier modules (e. g., KC annotation, representation learning, and KT training and calibration) in Appendix C.

5.1 Evaluation Tasks

We evaluate our ExRec framework across four real-world tasks, each designed to reflect a different educational objective. The first task aligns with prior literature [4, 10, 14], while the remaining three are novel and address practical use cases that have been previously underexplored. A brief summary of each task is provided below, with full formulations and scoring details in Appendix D.

Task 1: Global knowledge improvement. We first follow the earlier literature and perform the standard task focusing on holistic student learning by optimizing improvements across all KCs. Instead of targeting a single concept, we define the reward as the aggregate change in the student’s knowledge state, averaged over all KCs. Compared to the existing works, we achieve this efficiently without running inference over the full question set, thanks to our calibrated KT model.

Task 2: Knowledge improvement in practiced KC. We simulate a scenario where the student is focused on mastering a specific KC. For each student, we identify the most frequent KC in their last 10 exercises and set it as the target. This allows the RL agent to support ongoing learning by recommending conceptually aligned questions.

Task 3: Knowledge improvement in upcoming KC. To emulate curriculum progression, we compute a transition matrix between recently practiced and upcoming KCs across students. The next target KC is sampled from this distribution, enabling the RL agent to recommend questions that align with natural learning paths observed in the data.

Task 4: Knowledge improvement in weakest KC. At each step, we adaptively target the KC with the lowest estimated knowledge among all KCs. This way, the RL agent focuses on the student’s weakest areas and personalizes learning toward balanced conceptual understanding. For evaluation, we compute the average knowledge improvement in these targeted KCs.

6 Results

Figure 3 shows the performance of each method as a percentage of the maximum achievable improvement in the knowledge state. We find the following: **(1)** Across all tasks, non-RL baselines yield marginal or even negative gains, which highlights the need for tailored recommendation policies. **(2)** Discrete-action methods generally perform well in simpler tasks (1–3), which is due to their ability to optimize toward a static target. **(3)** Among continuous state-action RL methods, value-based approaches (DDPG, TD3, SAC) consistently outperform policy-based ones (TRPO, PPO). **(4)** Our model-based value estimation (w/ MVE) proves especially effective, consistently boosting the performance of continuous value-based RL methods across all tasks. **(5)** Particularly at task 4, which is substantially more challenging due to that the target KC may change at each step per student, our MVE approach boosts the performance of continuous value-based RL methods beyond the level of discrete methods. **Takeaway:** Our ExRec shows the importance of tailored exercise recommendation policies. It also demonstrates how fully leveraging the KT environment, via our model-based value estimation, can lead to large improvements in RL performance for educational settings.

⁸Unlike all other methods, historical data does not rely on the KT model to sample student responses, as ground-truth interactions are available.

⁹We implement RL algorithms using the Tianshou library [68].

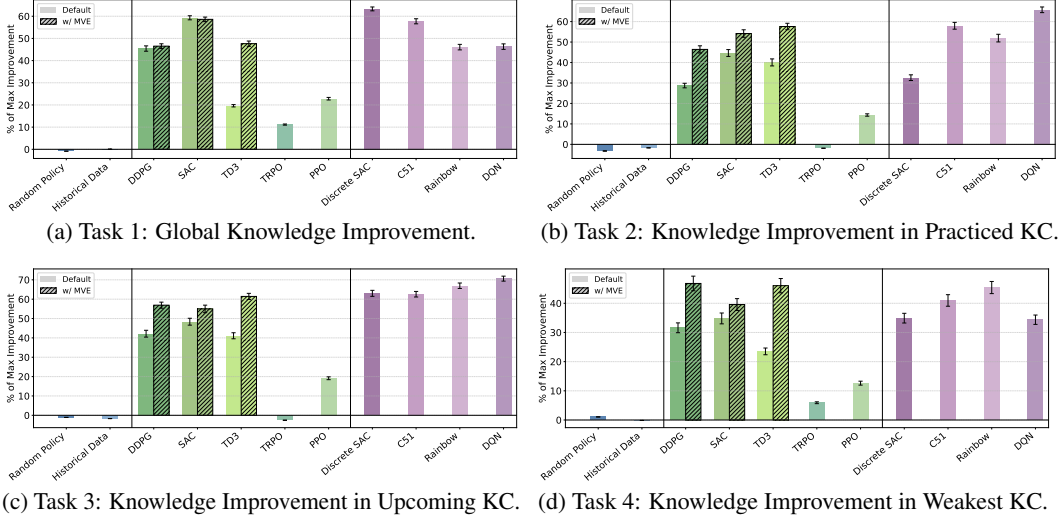


Figure 3: **Knowledge improvements** across four tasks, averaged over 2048 students in the test set. Our framework supports a range of RL algorithms and enables extensive comparison among methods.

6.1 Use Case: Extending the Question Corpus

To test whether our framework generalizes to new, unseen questions, we extend the original question corpus by generating three times more questions using GPT-4o (see Appendix G for prompt details and examples). Each generation introduces additional KCs while preserving the conceptual grounding of the original question. As shown in Figure 4, default models generally experience a drop in performance under the extended corpus. In contrast, models augmented with our model-based value estimation (w/ MVE) are robust and, in many cases, even improve student knowledge more effectively by leveraging the broader question set.

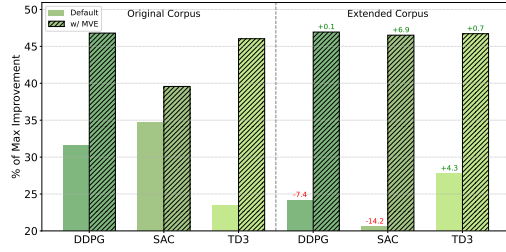


Figure 4: **Results of extending question corpus.**

6.2 Use Case: Visualizing Conceptual Growth

We visualize how our framework supports learning trajectories. We use a random student from Task 4 for illustration. Figure 5 shows how the student’s knowledge states evolve across steps.¹⁰ Here, we compare a value-based continuous-action model (DDPG) and its improved versions—w/ MVE and w/ MVE + extended corpus—against a random policy. (1) The random policy fails to produce meaningful gains, as it recommends exercises without addressing the weaknesses of the student. (2) DDPG achieves moderate improvements, underscoring the benefit of learning tailored policies through our framework. (3) Our MVE approach leads to significantly larger gains. (4) Further improvements are observed when training on the extended corpus, which broadens the action space while remaining compatible with our framework. (5) Notably, while vanilla DDPG may take several steps to address the same KC (e.g., KC 1326), our enhanced variants treat KCs more efficiently by adapting quickly, which enables focusing on other weak concepts.

7 Discussion

ExRec addresses limitations of earlier methods for personalized exercise recommendations by introducing semantically grounded question representations, compact student state modeling, and efficient knowledge state estimation for reward computation. As a result, we demonstrate that the personalized exercise recommendation benefits greatly from modeling both the semantics of exercises and the structure of student learning. Further, our model-based value estimation (MVE) consistently improves the performance of Q-learning-based continuous RL methods, particularly in settings like targeting the weakest KC, where the target KC shifts dynamically over time. Finally, our framework

¹⁰The knowledge state evolution for a wider set of RL policies can be found in Appendix H.

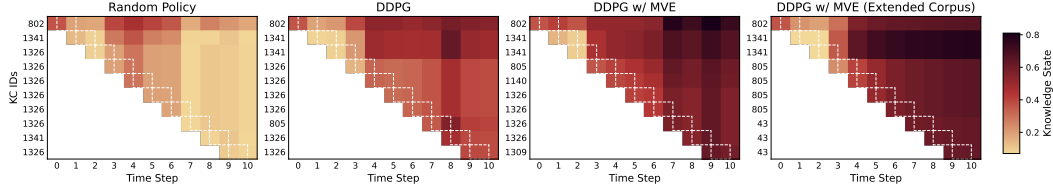


Figure 5: **Knowledge state evolution** for a single student across different policies (Task 4). At each step, the weakest KC is targeted, and the corresponding knowledge trajectory is shown. White dashed boxes mark changes after each recommendation. A KC may appear more than once if it remains the weakest. KC IDs are for visualization only; our framework uses semantic KC embeddings, not IDs.

generalizes to unseen exercises and supports fine-grained analyses of evolving student knowledge. As ExRec relies on KT models as environment and semantic embeddings as question representations, future work could explore stronger KT models or difficulty-aware question representations for even richer personalization. Together, these findings suggest that leveraging KT as an environment opens new avenues for scalable personalization in education.

References

- [1] Ghodai Abdelrahman and Qing Wang. Knowledge tracing with sequential key-value memory networks. In *SIGIR*, 2019.
- [2] Ghodai Abdelrahman, Qing Wang, and Bernardo Nunes. Knowledge tracing: A survey. *ACM Computing Surveys*, 2023.
- [3] Olasile Babatunde Adedoyin and Emrah Soykan. Covid-19 pandemic and online learning: The challenges and opportunities. *Interactive learning environments*, 2023.
- [4] Fangzhe Ai, Yishuai Chen, Yuchun Guo, Yongxiang Zhao, Zhenzhu Wang, Guowei Fu, and Guangyan Wang. Concept-aware deep knowledge tracing and exercise recommendation in an online learning system. *EDM*, 2019.
- [5] Lorin W Anderson and David R Krathwohl. *A taxonomy for learning, teaching, and assessing: A revision of Bloom’s taxonomy of educational objectives: complete edition*. 2001.
- [6] Marc G Bellemare, Will Dabney, and Rémi Munos. A distributional perspective on reinforcement learning. In *ICML*, 2017.
- [7] Richard Bellman. Dynamic programming. *Science*, 1966.
- [8] Norman Bier, Stephen Moore, and Martin Van Velsen. Instrumenting courseware and leveraging data with the Open Learning Initiative (OLI). In *Learning Analytics & Knowledge*, 2019.
- [9] Greg Brockman, Vicki Cheung, Ludwig Pettersson, Jonas Schneider, John Schulman, Jie Tang, and Wojciech Zaremba. Openai gym. *arXiv preprint arXiv:1606.01540*, 2016.
- [10] Dejun Cai, Yuan Zhang, and Bintao Dai. Learning path recommendation based on knowledge tracing model and reinforcement learning. In *ICCC*, 2019.
- [11] Ricardo JGB Campello, Davoud Moulavi, and Jörg Sander. Density-based clustering based on hierarchical density estimates. In *Advances in Knowledge Discovery and Data Mining*, 2013.
- [12] Hao Cen, Kenneth Koedinger, and Brian Junker. Learning factors analysis—a general method for cognitive model evaluation and improvement. In *International conference on intelligent tutoring systems*, 2006.
- [13] Jiahao Chen, Zitao Liu, Shuyan Huang, Qiongqiong Liu, and Weiqi Luo. Improving interpretability of deep sequential knowledge tracing models with question-centric cognitive representations. In *AAAI*, 2023.
- [14] Zhanxuan Chen, Zhengyang Wu, Yong Tang, and Jinwei Zhou. TGKT-based personalized learning path recommendation with reinforcement learning. In *KSEMI*, 2023.
- [15] Youngduck Choi, Youngnam Lee, Junghyun Cho, Jineon Baek, Byungsoo Kim, Yeongmin Cha, Dongmin Shin, Chan Bae, and Jaewe Heo. Towards an appropriate query, key, and value computation for knowledge tracing. In *Learning@Scale*, 2020.
- [16] Youngduck Choi, Youngnam Lee, Dongmin Shin, Junghyun Cho, Seoyon Park, Seewoo Lee, Jineon Baek, Chan Bae, Byungsoo Kim, and Jaewe Heo. EdNet: A large-scale hierarchical dataset in education. In *AIED*, 2020.
- [17] Petros Christodoulou. Soft actor-critic for discrete action settings. *arXiv preprint arXiv:1910.07207*, 2019.
- [18] Richard Clark. Cognitive task analysis for expert-based instruction in healthcare. In *Handbook of Research on Educational Communications and Technology*. Springer, New York, NY, 2014.
- [19] Albert Corbett, Megan McLaughlin, and K Christine Scarpinato. Modeling student knowledge: Cognitive tutors in high school and college. *User modeling and user-adapted interaction*, 2000.
- [20] Albert T Corbett and John R Anderson. Knowledge tracing: Modeling the acquisition of procedural knowledge. *User modeling and user-adapted interaction*, 1994.
- [21] Chaoran Cui, Yumo Yao, Chunyun Zhang, Hebo Ma, Yuling Ma, Zhaochun Ren, Chen Zhang, and James Ko. DGEKT: A dual graph ensemble learning method for knowledge tracing. *Transactions on Information Systems*, 2024.
- [22] Peng Cui and Mrinmaya Sachan. Adaptive and personalized exercise generation for online language learning. In *ACL*, 2023.

- [23] Jacob Devlin. BERT: Pre-training of deep bidirectional transformers for language understanding. In *NAACL*, 2019.
- [24] Aniket Didolkar, Anirudh Goyal, Nan Rosemary Ke, Siyuan Guo, Michal Valko, Timothy Lillicrap, Danilo Rezende, Yoshua Bengio, Michael Mozer, and Sanjeev Arora. Metacognitive capabilities of LLMs: An exploration in mathematical problem solving. *ICML*, 2024.
- [25] Vladimir Feinberg, Alvin Wan, Ion Stoica, Michael I Jordan, Joseph E Gonzalez, and Sergey Levine. Model-based value estimation for efficient model-free reinforcement learning. In *ICML*, 2018.
- [26] Scott Fujimoto, Herke Hoof, and David Meger. Addressing function approximation error in actor-critic methods. In *ICML*, 2018.
- [27] Aritra Ghosh, Neil Heffernan, and Andrew S Lan. Context-aware attentive knowledge tracing. In *KDD*, 2020.
- [28] Begonia Gros and Francisco J García-Peñalvo. Future trends in the design strategies and technological affordances of e-learning. In *Learning, design, and technology: An international compendium of theory, research, practice, and policy*. 2023.
- [29] Xiaopeng Guo, Zhijie Huang, Jie Gao, Mingyu Shang, Maojing Shu, and Jun Sun. Enhancing knowledge tracing via adversarial training. In *ACM Multimedia*, 2021.
- [30] Tuomas Haarnoja, Aurick Zhou, Kristian Hartikainen, George Tucker, Sehoon Ha, Jie Tan, Vikash Kumar, Henry Zhu, Abhishek Gupta, Pieter Abbeel, et al. Soft actor-critic algorithms and applications. In *ICML*, 2018.
- [31] Ibrahim Abou Halloun and David Hestenes. The initial knowledge state of college physics students. *American journal of Physics*, 1985.
- [32] Matteo Hessel, Joseph Modayil, Hado Van Hasselt, Tom Schaul, Georg Ostrovski, Will Dabney, Dan Horgan, Bilal Piot, Mohammad Azar, and David Silver. Rainbow: Combining improvements in deep reinforcement learning. In *AAAI*, 2018.
- [33] Shuyan Huang, Zitao Liu, Xiangyu Zhao, Weiqi Luo, and Jian Weng. Towards robust knowledge tracing models via k-sparse attention. In *SIGIR*, 2023.
- [34] Zhenya Huang, Qi Liu, Chengxiang Zhai, Yu Yin, Enhong Chen, Weibo Gao, and Guoping Hu. Exploring multi-objective exercise recommendations in online education systems. In *CIKM*, 2019.
- [35] Yoonjin Im, Eunseong Choi, Heejin Kook, and Jongwuk Lee. Forgetting-aware linear bias for attentive knowledge tracing. In *CIKM*, 2023.
- [36] Tanja Käser, Severin Klingler, Alexander G Schwing, and Markus Gross. Dynamic bayesian networks for student modeling. *Transactions on Learning Technologies*, 2017.
- [37] Fucui Ke, Weiqing Wang, Weicong Tan, Lan Du, Yuan Jin, Yujin Huang, and Hongzhi Yin. HiTSKT: A hierarchical transformer model for session-aware knowledge tracing. *Knowledge-Based Systems*, 2024.
- [38] Deepak Kem. Personalised and adaptive learning: Emerging learning platforms in the era of digital and smart learning. *International Journal of Social Science and Human Research*, 2022.
- [39] Seounghun Kim, Woojin Kim, and Hyeoncheol Kim. Learning path construction using reinforcement learning and bloom’s taxonomy. In *Intelligent Tutoring Systems*, 2021.
- [40] Jinseok Lee and Dit-Yan Yeung. Knowledge query network for knowledge tracing: How knowledge interacts with skills. In *Learning Analytics & Knowledge*, 2019.
- [41] Unggi Lee, Jiyeong Bae, Dohee Kim, Sookbun Lee, Jaekwon Park, Taekyung Ahn, Gunho Lee, Damji Stratton, and Hyeoncheol Kim. Language model can do knowledge tracing: Simple but effective method to integrate language model and knowledge tracing task. *arXiv preprint arXiv:2406.02893*, 2024.
- [42] Timothy P Lillicrap, Jonathan J Hunt, Alexander Pritzel, Nicolas Heess, Tom Erez, Yuval Tassa, David Silver, and Daan Wierstra. Continuous control with deep reinforcement learning. In *ICLR*, 2016.
- [43] Qi Liu, Zhenya Huang, Yu Yin, Enhong Chen, Hui Xiong, Yu Su, and Guoping Hu. EKT: Exercise-aware knowledge tracing for student performance prediction. *Transactions on Knowledge and Data Engineering*, 2019.

- [44] Zitao Liu, Qiongqiong Liu, Jiahao Chen, Shuyan Huang, Jiliang Tang, and Weiqi Luo. pyKT: A Python library to benchmark deep learning based knowledge tracing models. In *NeurIPS*, 2022.
- [45] Zitao Liu, Qiongqiong Liu, Jiahao Chen, Shuyan Huang, Boyu Gao, Weiqi Luo, and Jian Weng. Enhancing deep knowledge tracing with auxiliary tasks. In *The Web Conference*, 2023.
- [46] Zitao Liu, Qiongqiong Liu, Jiahao Chen, Shuyan Huang, and Weiqi Luo. simpleKT: A simple but tough-to-beat baseline for knowledge tracing. In *ICLR*, 2023.
- [47] Zitao Liu, Qiongqiong Liu, Teng Guo, Jiahao Chen, Shuyan Huang, Xiangyu Zhao, Jiliang Tang, Weiqi Luo, and Jian Weng. XES3G5M: A knowledge tracing benchmark dataset with auxiliary information. In *NeurIPS*, 2023.
- [48] Ting Long, Yunfei Liu, Jian Shen, Weinan Zhang, and Yong Yu. Tracing knowledge state with individual cognition and acquisition estimation. In *SIGIR*, 2021.
- [49] Fitriatul Masitoh, Ima Fitriyah, and Irma Khairany Mumtaza. Efl teachers’ perceived efficacy of digital platforms in varied online english classes in a higher education. *Journal of Languages and Language Teaching*, 2024.
- [50] Volodymyr Mnih, Koray Kavukcuoglu, David Silver, Andrei A Rusu, Joel Veness, Marc G Bellemare, Alex Graves, Martin Riedmiller, Andreas K Fidjeland, Georg Ostrovski, et al. Human-level control through deep reinforcement learning. *Nature*, 2015.
- [51] Steven Moore, Robin Schmucker, Tom Mitchell, and John Stamper. Automated generation and tagging of knowledge components from multiple-choice questions. In *Learning@ Scale*, 2024.
- [52] Koki Nagatani, Qian Zhang, Masahiro Sato, Yan-Ying Chen, Francine Chen, and Tomoko Ohkuma. Augmenting knowledge tracing by considering forgetting behavior. In *WWW*, 2019.
- [53] Hiromi Nakagawa, Yusuke Iwasawa, and Yutaka Matsuo. Graph-based knowledge tracing: Modeling student proficiency using graph neural network. In *IEEE/WIC/ACM International Conference on Web Intelligence*, 2019.
- [54] Yilmazcan Ozyurt, Stefan Feuerriegel, and Mrinmaya Sachan. Automated knowledge concept annotation and question representation learning for knowledge tracing. *arXiv preprint arXiv:2410.01727*, 2024.
- [55] Shalini Pandey and George Karypis. A self-attentive model for knowledge tracing. In *EDM*, 2019.
- [56] Shalini Pandey and Jaideep Srivastava. RKT: Relation-aware self-attention for knowledge tracing. In *CIKM*, 2020.
- [57] Philip I Pavlik, Hao Cen, and Kenneth R Koedinger. Performance factors analysis—a new alternative to knowledge tracing. In *Artificial intelligence in education*, pages 531–538. Ios Press, 2009.
- [58] Chris Piech, Jonathan Bassen, Jonathan Huang, Surya Ganguli, Mehran Sahami, Leonidas J Guibas, and Jascha Sohl-Dickstein. Deep knowledge tracing. In *NeurIPS*, 2015.
- [59] Nils Reimers and Iryna Gurevych. Sentence-BERT: Sentence embeddings using siamese BERT-networks. In *EMNLP*, 2019.
- [60] John Schulman, Sergey Levine, Pieter Abbeel, Michael Jordan, and Philipp Moritz. Trust region policy optimization. In *ICML*, 2015.
- [61] John Schulman, Filip Wolski, Prafulla Dhariwal, Alec Radford, and Oleg Klimov. Proximal policy optimization algorithms. *arXiv preprint arXiv:1707.06347*, 2017.
- [62] Shuanghong Shen, Zhenya Huang, Qi Liu, Yu Su, Shijin Wang, and Enhong Chen. Assessing student’s dynamic knowledge state by exploring the question difficulty effect. In *SIGIR*, 2022.
- [63] Shuanghong Shen, Qi Liu, Zhenya Huang, Yonghe Zheng, Minghao Yin, Minjuan Wang, and Enhong Chen. A survey of knowledge tracing: Models, variants, and applications. *Transactions on Learning Technologies*, 2024.
- [64] Xiangyu Song, Jianxin Li, Qi Lei, Wei Zhao, Yunliang Chen, and Ajmal Mian. Bi-CLKT: Bi-graph contrastive learning based knowledge tracing. *Knowledge-Based Systems*, 2022.
- [65] Shashank Sonkar, Andrew E Waters, Andrew S Lan, Phillip J Grimaldi, and Richard G Baraniuk. qDKT: Question-centric deep knowledge tracing. In *EDM*, 2020.

- [66] Jill-Jënn Vie and Hisashi Kashima. Knowledge tracing machines: Factorization machines for knowledge tracing. In *AAAI*, 2019.
- [67] Zichao Wang, Angus Lamb, Evgeny Saveliev, Pashmina Cameron, Yordan Zaykov, José Miguel Hernández-Lobato, Richard E Turner, Richard G Baraniuk, Craig Barton, Simon Peyton Jones, et al. Instructions and guide for diagnostic questions: The NeurIPS 2020 education challenge. *arXiv preprint arXiv:2007.12061*, 2020.
- [68] Jiayi Weng, Huayu Chen, Dong Yan, Kaichao You, Alexis Duburcq, Minghao Zhang, Yi Su, Hang Su, and Jun Zhu. Tianshou: A highly modularized deep reinforcement learning library. *JMLR*, 2022.
- [69] Siyu Wu, Jun Wang, and Wei Zhang. Contrastive personalized exercise recommendation with reinforcement learning. *IEEE Transactions on Learning Technologies*, 2023.
- [70] Austin Xu, Will Monroe, and Klinton Bicknell. Large language model augmented exercise retrieval for personalized language learning. In *Learning Analytics and Knowledge Conference*, 2024.
- [71] Chun-Kit Yeung. Deep-IRT: Make deep learning based knowledge tracing explainable using item response theory. *EDM*, 2019.
- [72] Chun-Kit Yeung and Dit-Yan Yeung. Addressing two problems in deep knowledge tracing via prediction-consistent regularization. In *Learning@Scale*, 2018.
- [73] Yu Yin, Le Dai, Zhenya Huang, Shuanghong Shen, Fei Wang, Qi Liu, Enhong Chen, and Xin Li. Tracing knowledge instead of patterns: Stable knowledge tracing with diagnostic transformer. In *The Web Conference*, 2023.
- [74] Jiani Zhang, Xingjian Shi, Irwin King, and Dit-Yan Yeung. Dynamic key-value memory networks for knowledge tracing. In *WWW*, 2017.
- [75] Xiankun Zhang, Yuhu Shang, Yimeng Ren, and Kun Liang. Dynamic multi-objective sequence-wise recommendation framework via deep reinforcement learning. *Complex & Intelligent Systems*, 2023.
- [76] Hanqi Zhou, Robert Bamler, Charley M Wu, and Álvaro Tejero-Cantero. Predictive, scalable and interpretable knowledge tracing on structured domains. In *ICLR*, 2024.

A Dataset

The XES3G5M dataset [47] is a large-scale benchmark for knowledge tracing, collected from a real-world online math learning platform. It comprises 18,066 student histories, totaling over 5.5 million interaction records across 7,652 unique math questions. These questions are annotated with 865 leaf-level knowledge concepts (KCs). Compared to existing KT datasets, XES3G5M provides rich auxiliary information, including: (1) full question texts and types (multiple-choice and fill-in-the-blank), (2) and the final answers of the provided questions.

For compatibility with our framework, we translated all question texts from Chinese to English using a high-quality commercial translation tool, and ensured formatting consistency through post-processing. We provide the translated dataset along with our annotations in the repository.

We note that, while the dataset provides manually annotated KCs, we found that these annotations are often low-quality (see Appendix F). Therefore, we systematically re-annotate questions using our Module 1 (KC Annotation via LLMs), resulting in improved consistency and interpretability. In the original dataset, each question is associated with 1.16 KCs on average. In comparison, our ExRec framework identifies 3 KCs for the majority of questions. This can be attributed to our framework’s ability to provide more comprehensive and modular KC annotations compared to the original distributions. Fig. 6 shows the distribution of number of KCs per question.

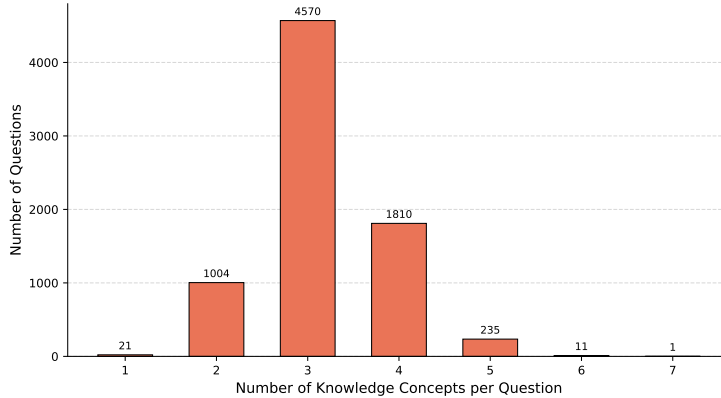


Figure 6: Distribution of number of KCs per question annotated by our framework.

Our framework produces 5,139 unique KC annotations, which are grouped into 1,377 clusters based on semantic similarity. Compared to our earlier work [54], which produced 8,378 unique KCs and 2,024 clusters, this represents a substantial improvement in the consistency of the KC annotations. We attribute this improvement to two key design choices: (i) instructing the LLM to align with the Common Core State Standards for Mathematics to ensure canonical phrasing of KCs, and (ii) prompting the model to explicitly reason about the relevance of each KC in context (see Appendix E). Fig. 7 illustrates the most frequent clusters across the dataset. We release all annotated KCs and their clustering results to support reproducibility and further research.

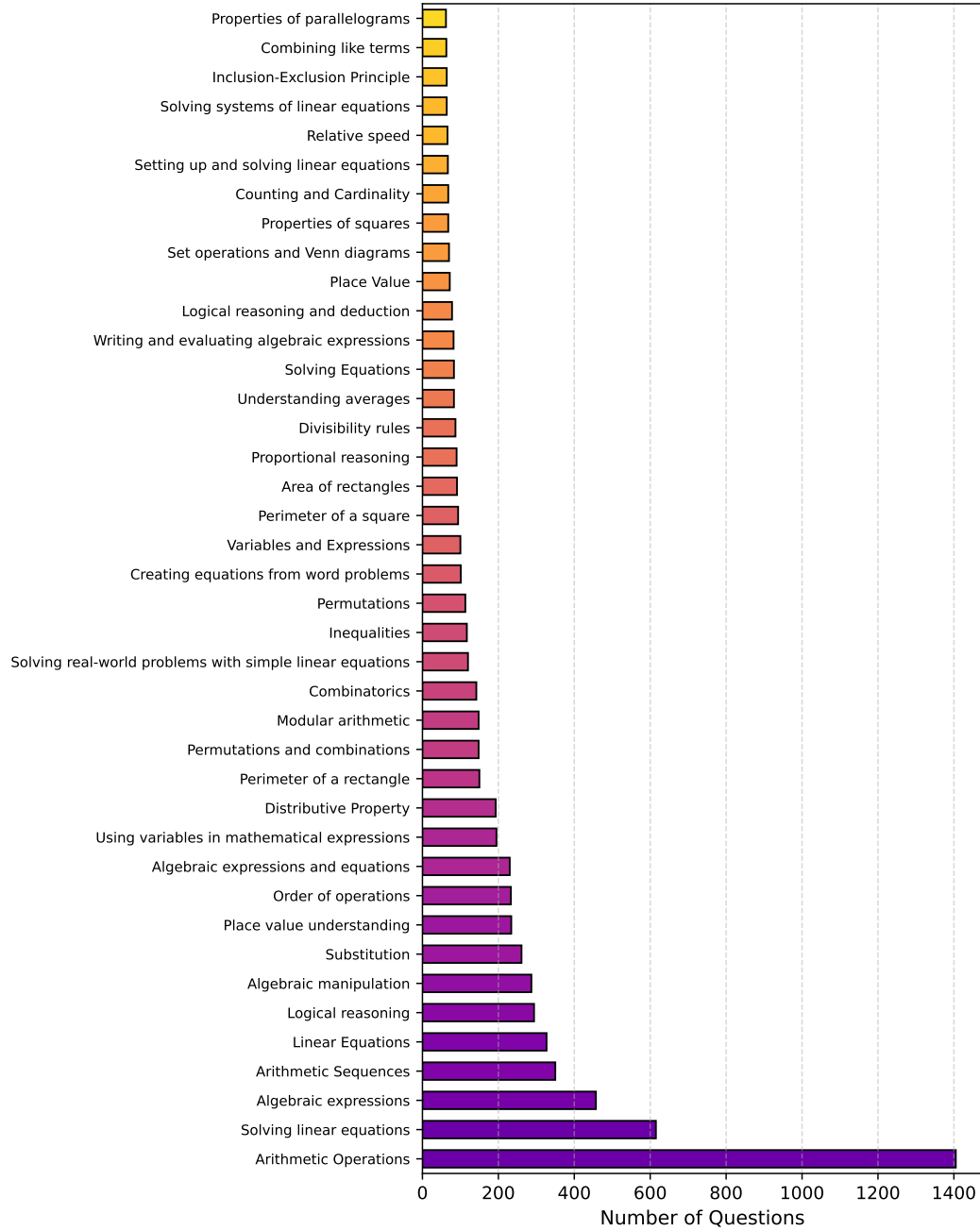


Figure 7: Most representative KCs across all questions in the dataset. The result is shown after clustering semantically similar KCs.

B Implementation Details

KC Annotation (Module 1). We leverage the reasoning capabilities of OpenAI’s GPT-4o¹¹ to automate all three stages: solution step generation, KC annotation, and solution step–KC mapping. We carefully steer model towards more consistent KC annotations across different Math questions, which is ignored in earlier works [51, 54]. For this, we specifically instruct the LLM to (1) use Common Core State Standards for Mathematics as a reference and (2) reason about why and how each KC is particularly relevant for the current question. We set the temperature to 0 for deterministic outputs. For each question in the dataset, the model is queried three times, once per stage. Across the 7,652 questions in XES3G5M, the total cost of prompting remains approximately 50 USD.

Question Representation Learning (Module 2). To learn semantically rich question embeddings, we adopt a multi-stage contrastive training approach similar to [54]. First, we cluster the Sentence-BERT [59] embeddings of KCs using HDBSCAN [11] to identify semantically close groups and mitigate false negatives during contrastive training. We use cosine similarity as the distance metric, and we set the minimum cluster size and minimum samples to 2.

We then fine-tune a BERT encoder [23] using a contrastive loss over question–KC and solution step–KC pairs. To differentiate the input types, we introduce three special tokens—[Q], [S], and [KC]—prepended to the question content, solution step, and KC, respectively. Their [CLS] token embeddings are used to represent the full input sequence.

We train the model for 50 epochs using a batch size of 32, a learning rate of 5e-5, dropout of 0.1, and a temperature of 0.1 in the similarity function. The training is performed on an NVIDIA A100 GPU (40GB) and completed in under 6 hours.

After training, question embeddings are computed by encoding both the question content ([Q]...) and its solution steps ([S]...) and aggregating the resulting embeddings as described in Sec. 4.3. Importantly, this inference does not require KC annotations—making it possible to directly embed newly added questions without running the LLM again.

KT training with KC calibration (Module 3). For an efficient state representation, we leverage a KT model that encodes the exercise history into a latent state in a recurrent manner. Specifically, we choose an LSTM architecture for the state encoder E_θ , which has been used in earlier KT works [1, 45, 52, 58, 65, 72]¹². The classifier F_θ is a multi-layer perceptron. During our entire experiments, we fixed the dimensionality of state s_t to 300. To ensure an equal representation with the question embeddings, we further increase the dimensionality of s_t to 768 (same as the dimensionality of question embeddings) via a linear layer before feeding it into the classifier F_θ .

During KC calibration of the KT model, we approximate a student’s knowledge state on a given concept $c \in \mathbb{C}$ by sampling 20 relevant questions associated with c from the question corpus and averaging the predicted correctness scores. To ensure stability and prevent the moving target problem, these predictions are computed using a fixed checkpoint of the KT model obtained after standard training is completed.

Both the initial KT training and the subsequent KC calibration are performed using a batch size of 512 and a learning rate of 2e-5. We used NVIDIA GeForce RTX 3090 with 24GB GPU for the training of KT models. For implementation, we customize the pyKT library [44] to support our custom model architecture and KC-level supervision. We provide our custom KT architecture and its training details in our repository.

RL framework for exercise recommendation (Module 4). We integrate our trained KT model as an RL environment within the Tianshou library [68], following the OpenAI Gym API specification [9] to ensure seamless compatibility. This design allows multiple RL agents to interact with the KT-based environment for a comprehensive and flexible benchmarking of exercise recommendation policies.

Unlike the default Tianshou strategy, which creates N environment instances and manages them asynchronously via multi-threading,¹³ our framework supports parallel student simulations by pro-

¹¹<https://platform.openai.com/docs/models/gpt-4o>

¹²We note that we do not sacrifice the accuracy by choosing an LSTM encoder instead of attention-based encoder. As found in earlier research [54], the LSTM-based KT models achieve state-of-the-art performances after incorporating the rich question representations.

¹³https://tianshou.org/en/stable/01_tutorials/07_cheatsheet.html

cessing all N environments as a single batch on the GPU. This enables more efficient training and significantly reduces memory overhead. We release all necessary environment wrappers and code for easy integration and reproducibility.

Similar to the training of KT models, we used NVIDIA GeForce RTX 3090 with 24GB GPU for the training of RL algorithms and each training is completed under an hour. The hyperparameter details of RL algorithms can be found in Table 1.

Table 1: Hyperparameter tuning of RL algorithms.

Method	Hyperparameter	Tuning Range
All methods	Question and KC Embedding Size	768
	Critic Network Up Projection Size	1200
	Critic Network Hidden Size	300
	Max Steps	10
	Reward Scale	1000
	Gamma	0.99
	Learning Rate	$[5 \cdot 10^{-5}, 1 \cdot 10^{-4}]$
DDPG	Tau	[0.001, 0.01, 0.05, 0.1]
SAC	Tau	[0.01, 0.015, 0.02, 0.05]
	Alpha	[0.1, 0.2, 0.3, 0.4, 0.5]
	Deterministic Evaluation	[True, False]
TD3	Tau	[0.05, 0.005, 0.01]
	Actor Update Frequency	[2, 4]
	Policy Noise	[0.1, 0.2]
	Noise Clip	[0.5]
TRPO	Actor Step Size	[0.5, 0.025]
	Advantage Normalization	[False]
	Discount Factor	[0.99, 0.995]
	Gae Lambda	[0.95, 0.97]
	Max KL	[0.01, 0.02]
	Optim Critic Iters	[5]
	Reward Normalization	[False]
	Repeat Per Update	[1]
PPO	Advantage Normalization	[False]
	Deterministic Evaluation	[False]
	Discount Factor	[0.99, 0.95]
	Entropy Coefficient	[0.01, 0.05]
	L-Clip	[0.1, 0.2]
	Gae Lambda	[0.9, 0.95]
	Value Loss Coefficient	[0.5, 1.0]
Discrete SAC	Alpha	[0.1, 0.2]
	Estimation Step	[1, 10]
	Tau	[0.005, 0.01, 0.05]
C51/Rainbow	Clip Loss Gradient	[True, False]
	Discount Factor	[0.99, 0.995]
	Double Network	[True, False]
	Num Atoms	[17]
	Target Update Frequency	[0, 1, 10]
	V_{\max}	[1000]
	V_{\min}	$[-1000]$
DQN	Clip Loss Gradient	[True, False]
	Discount Factor	[0.99, 0.995]
	Estimation Step	[1]
	Double DQN	[True, False]
	Target Update Frequency	[0, 1, 10]

Other than specified parameters, we use the default values from Tianshou library.

C Evaluating Individual Modules of ExRec

While the main paper focuses on evaluating the effectiveness of our framework for exercise recommendation, this section provides a closer examination of the upstream modules: KC annotation, representation learning, and knowledge tracing with KC calibration. Understanding the quality and behavior of these modules is essential, as they form the foundation upon which our recommendation policy is built.

KC Annotation (Module 1). Our framework builds on recent advances demonstrating the viability of using large language models (LLMs) for automated knowledge concept (KC) annotation of math problems [51, 24]. Prior work shows that LLM-generated annotations not only improve downstream reasoning performance [24], but are also preferred by human annotators over expert-created labels [51]. Our approach follows the annotation pipeline of Ozyurt et al. [54], which leverages step-by-step solutions to improve both the accuracy and conceptual granularity of KC labels. Their study found that LLMs using solution steps were preferred by annotators 86.9 % of the time compared to those without steps, and were favored 95 % of the time over the original KC annotations in the XES3G5M dataset. We extend this approach by explicitly instructing the LLM to align its output with the Common Core State Standards and to reason explicitly about the relevance of each KC. This leads to substantially more consistent annotations: our framework produces 5,139 unique KC labels grouped into 1,377 semantically coherent clusters, compared to 8,378 KCs and 2,024 clusters in Ozyurt et al. [54], indicating improved coherence and reduced redundancy in the KC space.

Question Representation Learning (Module 2). To assess the effectiveness of our representation learning module, we evaluate how well the learned embeddings reflect the KC structure. Specifically, we measure the retrieval quality of semantically related questions via a micro-averaged F1 score at the cluster level. For each KC cluster, we randomly select a representative KC and use the LLM to compute its embedding. We then retrieve the top- N nearest questions in the embedding space, where N is the number of questions associated with that cluster. Retrieval performance is calculated by comparing the retrieved questions against the true cluster members, and we aggregate scores across clusters to compute the final micro-F1.

Without representation learning, the default LLM embeddings yield a micro-F1 score of 0.2305, reflecting limited alignment between questions and their associated KCs. After applying our contrastive training objective, this score rises substantially to 0.8865, indicating a dramatic improvement in semantic coherence.

Figure 8 visualizes this improvement qualitatively. On the left, questions related to the same KC are scattered across the embedding space, resulting in poor semantic grouping. On the right, representation learning produces tightly clustered embeddings for related questions, clearly highlighting the benefit of our training procedure. This clustering not only boosts retrieval accuracy but also enhances downstream modules that rely on precise semantic alignment.

KT training with KC calibration (Module 3). In contrast to prior KT frameworks that train question embeddings from scratch or continue updating them during KT training [44, 47, 54], our approach preserves the semantically enriched embeddings obtained in Module 2 by freezing them throughout KT training. This design ensures that both questions and KCs remain in a shared, interpretable embedding space, allowing for direct querying of KC mastery. While freezing these embeddings leads to a small drop in predictive performance (AUC decreases from 82.13 to 81.26), it still substantially outperforms standard ID-based initialization (78.33 AUC). More importantly, this setup enables interpretable mastery estimation at the KC level by querying the KT model with a KC embedding directly. To evaluate this capability, we sampled 20 questions associated with each KC and compared their average predicted mastery against the KC-query prediction. The resulting mean absolute error was 0.08. We further enhanced this alignment through our KC calibration step (see Sec.4.3), which boosts the AUC to 81.65 and reduces the KC-level MAE to 0.028. These results validate that our framework not only maintains high predictive accuracy but also introduces a scalable and interpretable mechanism to estimate student mastery over individual KCs.

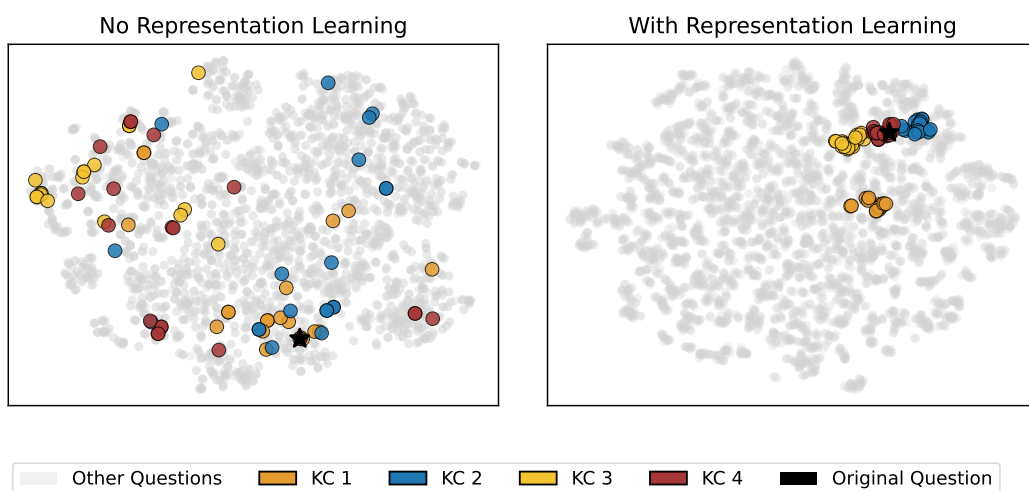


Figure 8: Effect of representation learning on question embeddings. Each color indicates a different KC cluster, and the black star marks the original query question. Our representation learning module yields tightly grouped clusters. In comparison, the clusters on the left (w/o rep. learning) are scattered.

D Detailed Description of Evaluation Tasks

In this section, we provide detailed formulations and motivations for the four evaluation tasks introduced in Sec. 6. Each task defines a different set of target knowledge concepts (KCs), reflecting distinct pedagogical goals. In all tasks, the RL agent interacts with a calibrated KT environment for 10 steps. While this interaction begins at the 100th exercise in the original student history, we denote this point as step (0) from the RL perspective.

Let $\hat{y}_{(0)}^c$ denote the predicted knowledge state of a student for concept c at the beginning of the RL episode, and $\hat{y}_{(10)}^c$ the state after 10 recommended exercises. The evaluation score is computed as the net improvement:

$$\text{Score} = \frac{1}{|T|} \sum_{c \in T} \left(\hat{y}_{(10)}^c - \hat{y}_{(0)}^c \right), \quad (24)$$

where T is the set of target KCs defined for each task.

Task 1: Global knowledge improvement. Here, the agent is rewarded for general learning progress, with the entire concept set considered:

$$T = \mathcal{C},$$

where \mathcal{C} is the set of all annotated knowledge concepts. This task evaluates broad improvement across the curriculum and is aligned with standard KT metrics. Unlike prior work, our framework allows direct inference at the concept level, avoiding costly evaluations over all questions.

Task 2: Knowledge improvement in practiced KC. This task models a student actively focusing on a specific concept. For each student, we extract the KCs from their last 10 exercises:

$$\mathcal{C}_{\text{recent}} = \bigcup_{i=91}^{100} \mathcal{C}_i,$$

where \mathcal{C}_i is the set of KCs associated with exercise e_i . The most frequently occurring concept $c^* \in \mathcal{C}_{\text{recent}}$ is selected as the target: $T = \{c^*\}$.

Task 3: Knowledge improvement in upcoming KC. This task simulates progression in curriculum learning. We first build a KC-to-KC transition matrix $\mathcal{M}[c \rightarrow c']$ by co-occurrence statistics across student histories:

$$\mathcal{C}_{\text{before}} = \bigcup_{i=91}^{100} \mathcal{C}_i, \quad \mathcal{C}_{\text{after}} = \bigcup_{i=101}^{110} \mathcal{C}_i,$$

and for each pair $(c, c') \in \mathcal{C}_{\text{before}} \times \mathcal{C}_{\text{after}}$, we increment the matrix:

$$\mathcal{M}[c \rightarrow c'] += 1.$$

After normalization, we obtain transition probabilities:

$$P(c' | c) = \frac{\mathcal{M}[c \rightarrow c']}{\sum_{c''} \mathcal{M}[c \rightarrow c'']}.$$

To sample the target KC for each student, we marginalize over the set of previously encountered KCs:

$$P(c') = \sum_{c \in \mathcal{C}_{\text{before}}} P(c' | c) \cdot P(c),$$

where $P(c)$ is set to uniform over $\mathcal{C}_{\text{before}}$. The sampled target $c^* \sim P(c')$ defines the evaluation set $T = \{c^*\}$.

Task 4: Knowledge improvement in weakest KC. This task encourages the agent to target the student’s weakest areas. At each step t , the current weakest concept is:

$$c_t^* = \arg \min_{c \in \mathcal{C}} \hat{y}_{(t)}^c.$$

Let $T = \{c_1^*, c_2^*, \dots, c_{10}^*\}$ be the union of selected weakest concepts over the episode. The final score is computed as:

$$\text{Score} = \frac{1}{10} \sum_{i=1}^{10} \left(\hat{y}_{(10)}^{c_i^*} - \hat{y}_{(0)}^{c_i^*} \right). \quad (25)$$

This task models adaptive remediation by dynamically selecting and addressing knowledge gaps.

Scoring details. To evaluate performance, we measure the net change in the student’s knowledge state after 10 exercise recommendations, averaged over 2048 students from the test set. Given that the dataset has an average correctness rate of 78 %, our calibrated KT model yields a mean knowledge state of 0.78 across students and KCs. Consequently, the maximum attainable improvement (on average) is +0.22, while the worst possible decline is −0.78.

Rather than reporting raw gains, we adopt a normalized metric that expresses the observed improvement as a percentage of the maximum achievable gain. For instance, if the upper bound is 0.22 and a model improves a student’s knowledge by 0.15, we report 68.2 % of the maximum possible improvement. This normalization improves comparability across models and tasks. Note that while Tasks 1–3 share a common upper bound of approximately 0.22, Task 4 (due to dynamically targeting the weakest KC) permits larger gains, with upper bounds reaching up to 0.64 depending on the model.

E Prompts for KC Annotation via LLMs

We show below the prompt templates used in Module 1 for generating solution steps, KC annotations and solution step-KC mappings. Our approach follows a system-user prompt format, which reflects how large language models are typically queried in practice.

E.1 Solution Step Generation

System Prompt

```
Your task is to generate the clear and concise step by step solutions of the
provided Math problem. Please consider the below instructions in your
generation:

- You will be provided with the final answer. When generating the step by step
  solution, you can leverage this information piece.
- It is important that your generated step by step solution should be understandable
  as stand-alone, meaning that the student should not need to additionally check
  final answer or explanation provided.
- Your solution steps will be later used to identify the knowledge concepts
  associated at each step. Therefore, please don't write a final conclusion
  sentence as the last step, because it won't contribute to any knowledge concept.

- Don't generate any text other than the step by step solution described earlier.
- Don't divide any equation to multiple lines, i.e. an equation should start and
  finish at the same line.
- Make your step-by-step solution concise (e.g. not much verbose, and not a longer
  list than necessary) as described earlier.
- You must provide your step by step solution in a structured and concise manner in
  Solution_Steps field as a list of steps, i.e. [<step1>, ..., <stepN>] . Don't
  enumerate the steps.
- You have limited tokens, try to make each <step> as concise as possible.
- IMPORTANT: If your final answer does not match the provided final answer, provide
  one last solution step with <error>. This will help us identifying potential
  errors in your solution generation.
- IMPORTANT: Don't use any invalid character, i.e., it should be safe to call 'ast.
  literal_eval' on your response message.

Please follow the example output in json format below as a template when structuring
your output:

{"Solution_Steps": [<step1>, <step2>, ..., <stepN>]}
```

User Prompt Template

```
Question: <QUESTION TEXT>
Final Answer: <FINAL ANSWER>
```

E.2 KC Annotation

System Prompt

```
You will be provided with a Math question and its step by step solution. Your task
is to provide the concise and comprehensive list of knowledge concepts (KCs) in
Math curriculum required to correctly answer the questions.

Your task has mainly 2 phases, whose details will be provided below. Each phase has
its own field in your json output format.

- Reasoning:
  1. Identify all the relevant KCs required to solve this problem.
  2. Justify why each KC is relevant, considering the question and solution steps.
```

3. You have limited space, so please use 100 words maximum.

- List of KCs: Provide a list of unique KCs with the help of your reasoning above, i.e. [<KC 1>, ..., <KC M>]. Don't enumerate the KCs.
 1. Provide multiple knowledge concepts only when it is actually needed.
 2. Some questions require a figure, which you won't be provided. As the step-by-step solution is already provided, use your judgement to infer which knowledge concept(s) might be needed.
 3. For a small set of solutions, their last step(s) might be missing due to limited token size. Use your judgement based on your input and your ability to infer how the solution would conclude.
 4. Remember that knowledge concepts should be appropriate for Math curriculum. If annotated step-by-step solution involves advanced techniques, use your judgment for more simplified alternatives.

IMPORTANT NOTE: For your task, try to use the Common Core State Standards for Mathematics for the Knowledge Concept (KC) annotations. The reason is, we aim to get consistent texts for the same KCs across different questions.

Please follow the example output in json format below as a template when structuring your output. IMPORTANT: Don't use any invalid character, i.e., it should be safe to call 'ast.literal_eval' on your response message.

```
{
  "Reasoning": "<Your reasoning to identify relevant KCs.>",
  "list_KCs": [<KC 1>, <KC 2>, ..., <KC M>]
}
```

User Prompt Template

Question: <QUESTION TEXT>
 Solution steps: <SOLUTION STEPS>

E.3 Solution Step-KC Mapping

System Prompt

You will be provided with a Math question, its step by step solution and its associated knowledge concepts (KCs). Your task is to map each solution step with its associated KC(s).

- Mapping between solution steps and KCs: All solution steps and all knowledge concepts must be mapped, while many-to-many mapping is indeed possible.

IMPORTANT: Each solution step is already numbered from 1 to N and each knowledge concept is numbered from 1 to M, where M is the number of KCs you found earlier. For consistency, use the same ordering as your output of list of KCs. Your output should enumerate all solution step-knowledge concept pairs as numbers.

1. Each solution step has to be paired.
2. Each knowledge concept has to be paired.
3. Map a solution step with a knowledge concept only if they are relevant.
4. Your pairs cannot contain artificial solution steps. For instance, if there are 4 solution steps, the pair "5-2" is illegal.
5. Your pairs cannot contain artificial knowledge concepts. For instance, if there are 3 knowledge concepts, the pair "3-5" is illegal.

IMPORTANT: For this field, you will output solution step-knowledge concept pairs in a comma-separated manner and in a single line. For example, if there are 4 solution steps and 5 KCs, one potential output could be:

"1-1, 1-3, 1-5, 2-4, 3-2, 3-5, 4-2, 4-3, 4-5"

The provided example is illustrative only. Your output should reflect the actual mapping derived from the given question and solution.

Please follow the example output in json format below as a template when structuring your output. IMPORTANT: Don't use any invalid character, i.e., it should be safe to call 'ast.literal_eval' on your response message.

```
{"mapping_step_KC": <solution step - knowledge concept pairs in a comma separated manner and in a single line.>}
```

User Prompt Template

Question: <QUESTION TEXT>
Solution steps: <SOLUTION STEPS>
KCs: <LIST OF KNOWLEDGE CONCEPTS>

F Example KC Annotation

We provide an example question from the XES3G5M dataset to compare the quality of our automated KC annotation (Module 1) against the KC annotation from the original dataset.

Question: There is a bridge. To cross the bridge, you need to go uphill first, then walk on a level road, and finally go downhill. The total distance is 18 kilometers, and the uphill, flat, and downhill distances are equal. When someone walks across a bridge, the speed of going uphill, walking on a level road, and downhill is 2km/h, 3km/h, and 6km/h respectively. What is his average speed across the bridge in kilometers per hour?

Solution steps: Below is the solution steps annotated by our Module 1:

- The total distance of the bridge is 18 kilometers, and the distances for uphill, flat, and downhill are equal. Therefore, each section is $18 \div 3 = 6$ kilometers long.
- The speed going uphill is 2 km/h, so the time taken to cover the uphill section is $6 \div 2 = 3$ hours.
- The speed on the flat section is 3 km/h, so the time taken to cover the flat section is $6 \div 3 = 2$ hours.
- The speed going downhill is 6 km/h, so the time taken to cover the downhill section is $6 \div 6 = 1$ hour.
- The total time taken to cross the bridge is the sum of the times for each section: $3 + 2 + 1 = 6$ hours.
- The average speed across the bridge is the total distance divided by the total time: $18 \div 6 = 3$ km/h.

KC annotation of the original dataset: Single person speed change problem.

KC annotation of our Module 1: a) Understanding of speed, distance, and time relationship, b) Average speed calculation, c) Division, d) Addition.

Takeaway: Our ExRec provides more accurate, comprehensive, and modular KC annotations for the Math questions compared to original annotations. These annotations facilitate semantically more meaningful embeddings for questions, which are leveraged for both downstream KT models and RL policies.

G Artificial Question Generation for Extending the Corpus

We show below the system and user prompts used to generate diverse artificial Math questions to extend the exercise corpus. The LLM is conditioned on an original question, its step-by-step solution, and a list of annotated knowledge concepts (KCs). It is instructed to generate variations that maintain conceptual grounding while introducing structural and reasoning diversity.

System Prompt

You will be provided with a Math question, its step-by-step solution, and its annotated knowledge concepts (KCs). Your task is to generate conceptually diverse Math questions that still use the core KCs but introduce variations in mathematical reasoning, question framing, or constraints. You will do this 3 times.

You can use your creativity in this task, because the variations are highly valued. Your generations just need to be Mathematically sound.

Please follow the detailed instructions below:

- For the first generation, you can keep the same set of KCs as in your original input. For the other generations, you will add one more relevant KC that you find appropriate. Keep in mind that, those added KCs won't accumulate over your last generation (i.e. you can add one more KC only over the original KCs). As it will be explained in the example output format, you will first decide those KCs at the beginning of each generation, and then you will condition your question on it.
- You will generate the question text based on the generated KCs you decided. Note that each question should modify the problem structure beyond simple rewording (e.g., introducing constraints, varying input conditions, changing the logical setup).
- Then you will generate the solution steps based on the KCs and question you generated. You should generate a solution that genuinely reflects the conceptual shift rather than being a template copy. Just like the question generation, your solution steps should be modified beyond simple rewording and they should include meaningful variations.
- You will repeat this procedure 3 times.

IMPORTANT: Ensure that your response is always a complete and well-formed JSON object. If you are unable to generate a proper response, provide a meaningful default example rather than an empty dictionary.

IMPORTANT: Diversity between your generations is highly appreciated.

Output format: You will provide a dictionary in json format. As you can see from the format, you will first generate the KCs, then the question content, and finally the solution steps. KCs and solution steps must be provided as proper lists in their respective fields. In the below example output format, M and N refer to number of KCs and solution step, which of course may differ across different generations. Note that generation ids are 0-indexed, i.e., from 0 to 2. Don't enumerate the KCs or steps within the list.

--- Example format below ---

```
{0: {"list_KCs": [<KC 1>, ..., <KC M0>], "question": <question_text>, "list_sol_steps": [<step 1>, ..., <step N0>]}},
1: {"list_KCs": [<KC 1>, ..., <KC M1>], "question": <question_text>, "list_sol_steps": [<step 1>, ..., <step N1>]}},
2: {"list_KCs": [<KC 1>, ..., <KC M2>], "question": <question_text>, "list_sol_steps": [<step 1>, ..., <step N2>]}}
```

User Prompt Template

Question: <QUESTION TEXT> Solution steps: <SOLUTION STEPS> Knowledge concepts: <LIST OF KCs>
--

G.1 Example Artificial Questions

We present one example original question from the dataset along with its solution steps and knowledge concepts (KCs). Then, we show two artificial questions generated based on it using the prompt described in this section. New conceptual elements or solution changes introduced by the model are highlighted in purple.

Original Question

- **Question:** Eddie went to the stationery store to buy stationery for the teacher. The unit prices of the stationery are as follows: a mechanical pencil is 4 yuan, a pencil box is 26 yuan, a pen is 45 yuan, and a school bag is 128 yuan. Eddie wants to buy 32 pencils, 24 pencil cases, 65 pens, and 9 school bags. How much does Eddie want to spend in total?
- **Solution Steps:**
 1. Calculate the cost of 32 mechanical pencils: 4 yuan each \times 32 = 128 yuan.
 2. Calculate the cost of 24 pencil boxes: 26 yuan each \times 24 = 624 yuan.
 3. Calculate the cost of 65 pens: 45 yuan each \times 65 = 2925 yuan.
 4. Calculate the cost of 9 school bags: 128 yuan each \times 9 = 1152 yuan.
 5. Add all the costs together: $128 + 624 + 2925 + 1152 = 4829$ yuan.
- **KCs:** a) Understanding multiplication, b) Solving multiplication and division problems in real-world contexts, c) Adding and subtracting multi-digit whole numbers

Artificial Generation 1

- **Question:** Eddie is buying supplies for a school event. The prices are as follows: a box of markers costs 4 yuan, a pack of paper costs 12 yuan, a set of paints costs 30 yuan, and a roll of tape costs 8 yuan. Eddie wants to buy 50 boxes of markers, 40 packs of paper, 20 sets of paints, and 15 rolls of tape. How much will Eddie spend in dollars, if 1 dollar equals 7 yuan?
- **Solution Steps:**
 1. Calculate the cost of 50 boxes of markers: 4 yuan each \times 50 = 200 yuan.
 2. Calculate the cost of 40 packs of paper: 12 yuan each \times 40 = 480 yuan.
 3. Calculate the cost of 20 sets of paints: 30 yuan each \times 20 = 600 yuan.
 4. Calculate the cost of 15 rolls of tape: 8 yuan each \times 15 = 120 yuan.
 5. Add all the costs together: $200 + 480 + 600 + 120 = 1400$ yuan.
 6. Convert the total cost to dollars: $1400 \text{ yuan} / 7 = 200$ dollars.
- **KCs:** a) Understanding multiplication, b) Solving multiplication and division problems in real-world contexts, c) Adding and subtracting multi-digit whole numbers, d) Understanding unit conversion

Artificial Generation 2

- **Question:** Alice is purchasing items for a charity event. The prices are as follows: a notebook costs 6 yuan, a folder costs 10 yuan, a calculator costs 60 yuan, and a backpack costs 150 yuan. Eddie wants to buy 20 notebooks, 30 folders, 10 calculators, and 5 backpacks. If Alice receives a 10% discount on the total purchase, how much will he spend?
- **Solution Steps:**
 1. Calculate the cost of 20 notebooks: 6 yuan each \times 20 = 120 yuan.
 2. Calculate the cost of 30 folders: 10 yuan each \times 30 = 300 yuan.
 3. Calculate the cost of 10 calculators: 60 yuan each \times 10 = 600 yuan.

4. Calculate the cost of 5 backpacks: $150 \text{ yuan each} \times 5 = 750 \text{ yuan}$.
 5. Add all the costs together: $120 + 300 + 600 + 750 = 1770 \text{ yuan}$.
 6. Calculate the discount: $10\% \text{ of } 1770 \text{ yuan} = 177 \text{ yuan}$.
 7. Subtract the discount from the total cost: $1770 - 177 = 1593 \text{ yuan}$.
- **KCs:** **a)** Understanding multiplication, **b)** Solving multiplication and division problems in real-world contexts, **c)** Adding and subtracting multi-digit whole numbers, **d)** Understanding percentages

H Visualization of Conceptual Growth (Extended)

Figure 9 demonstrates how the knowledge state of a student evolves for a wide range of policies and also non-RL baselines. Overall, the results are consistent with our earlier findings.

The non-RL baselines are not targeting the weaknesses of the students, and in fact, they even cause a decline in their knowledge state. On the other hand, most RL policies provide meaningful knowledge gains across multiple concepts. Further, we observe better improvements for the RL policies improved by our model based value estimation (w/ MVE). When tested on an extended corpus, the default version of the continuous action models perform poorly. Yet, our MVE approach provides large gains to these models on the extended corpus. This demonstrates that these value-based continuous action models can adapt to new set of questions with the ability of planning ahead via our MVE.

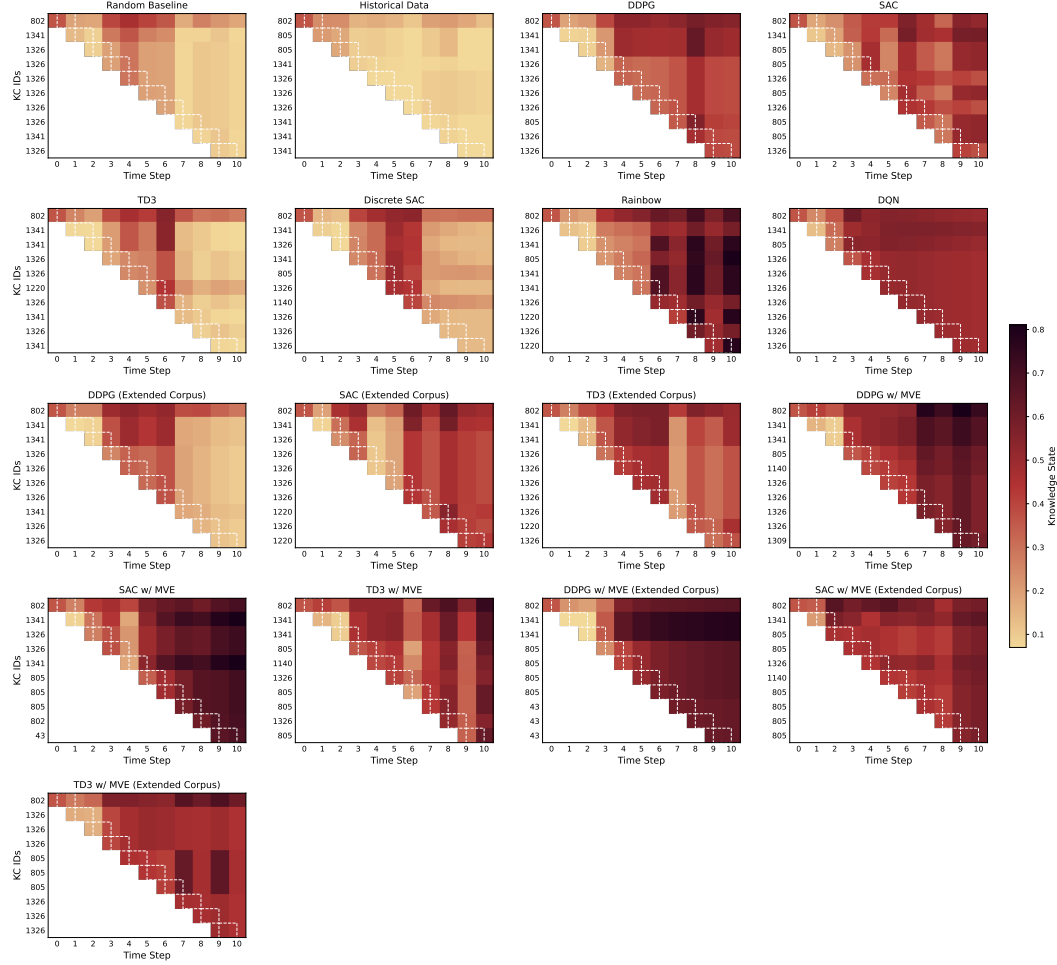


Figure 9: Knowledge state evolution for a single student across various policies and non-RL baselines (Task 4). At each step, the weakest KC is targeted, and its knowledge trajectory is shown. White dashed boxes mark changes after each recommendation. A KC may appear more than once if it remains the weakest. KC IDs are for visualization only; our framework operates on semantic KC embeddings, not IDs