



# An Offline Mobile Conversational Agent for Mental Health Support: Learning from Emotional Dialogues and Psychological Texts with Student-Centered Evaluation

Vimaleswar A<sup>1Δ</sup>, Prabhu Nandan Sahu<sup>1</sup>, Nilesh Kumar Sahu<sup>1</sup>, Haroon R Lone<sup>1</sup>

<sup>1</sup>IISER Bhopal, India

## Abstract

Mental health plays a crucial role in the overall well-being of an individual. In recent years, digital platforms have been increasingly used to expand mental health and emotional support. However, there are persistent challenges related to limited user accessibility, internet connectivity, and data privacy, which highlight the need for an offline, smartphone-based solution. To address these challenges, we propose **EmoSApp (Emotional Support App)**: an entirely offline, smartphone-based conversational app designed for mental health and emotional support. The system leverages Large Language Models (LLMs), specifically fine-tuned, quantized and deployed using TorchTune and ExecuTorch for resource-constrained devices, allowing all inferences to occur on the smartphone. To equip EmoSApp with robust domain expertise, we fine-tuned the LLaMA-3.2-1B-Instruct model on our custom curated “Knowledge dataset” of 14,582 mental-health QA pairs, along with the multi-turn conversational data.

Through qualitative human evaluation with the student population, we demonstrate that EmoSApp has the ability to respond coherently, empathetically, maintain interactive dialogue, and provide relevant suggestions to user’s mental health problems. Additionally, quantitative evaluations on nine standard commonsense and reasoning benchmarks demonstrate the efficacy of our fine-tuned, quantized model in low-resource settings. By prioritizing on-device deployment and specialized domain adaptation, EmoSApp serves as a blueprint for future innovations in portable, secure, and highly tailored AI-driven mental health solutions.

## 1 Introduction

Recent advancements in digital platforms and Natural Language Processing (NLP), especially Large

<sup>Δ</sup>Corresponding author.



**Figure 1:** Example responses from the LLaMA-3.2-1B-Instruct and our EmoSApp. LLaMA (pink response box) often give generalized and verbose responses, resulting in an AI format. Conversely, EmoSApp (green response box) excels in empathy and exploration, skillfully responding to user emotional and mental health support.

Language Models (LLMs) (OpenAI et al., 2024; Touvron et al., 2023b; Yang et al., 2024) have led to the emergence of conversational Artificial Intelligence (AI) in mental health support (Liu et al., 2022) and overcome traditional barriers to overall care (Khosravi and Azar, 2024). These technologies offer potential advantages including ubiquitous availability, reduced costs, and scalability. Despite these advancements, persistent challenges around user accessibility, internet connectivity, data privacy, and computational requirements limit the effectiveness of existing solutions (Coelho et al., 2025; Alhammad et al., 2024).

Current conversational AI or chatbots for mental health support depends mainly on a computer-based design that requires continuous internet connectivity and routes highly sensitive disclosures through external servers, thus amplifying privacy risks (Zhang et al., 2023). As depicted in Figure 1, current chatbots still tend to be generalized,

verbose and formulaic, often lacking the nuanced, context-specific guidance that real-world users require (Kang et al., 2024; Loh and Raamkumar, 2023). Furthermore, the computational demands of LLMs have precluded their deployment directly on resource-constrained devices such as smartphones.

To address these gaps, we present **EmoSApp**, a fully offline, smartphone-based conversational AI app that provides mental health support to the users. Our approach leverages recent advances in model fine-tuning and quantization techniques, to enable on-device inference with LLMs on resource-constrained smartphone, specifically using TorchTune<sup>1</sup> and Executorch<sup>2</sup> library. To our knowledge, we are the first to use Executorch and TorchTune in the mental health domain. By fine-tuning the LLaMA-3.2-1B-Instruct model<sup>3</sup> on our custom-curated dataset from different psychology and mental-health textbooks, comprising 14,582 mental health question-answer pairs, along with two multi-turn conversational corpora, we equip EmoSApp with domain-specific knowledge while maintaining reasonable computational requirements for smartphone deployment.

The on-device nature of **EmoSApp** directly addresses several critical limitations of existing approaches: (i) By running entirely offline, it eliminates internet-connectivity barriers, making it accessible to smartphone users. (ii) By keeping all conversation data logs locally on the user’s device, it enhances privacy protections for sensitive mental health conversations. (iii) By utilizing quantized models, it delivers responsive performance on modern smartphones for as little as 6GB of system RAM. (iv) Our qualitative human evaluations demonstrate that despite these quantization, **EmoSApp** still responds coherently and empathetically, maintains interactive dialogues, and provide relevant suggestions for user’s mental health concerns. By combining specialized domain adaptation through fine-tuning with efficient smartphone deployment, **EmoSApp** represents a significant step towards making AI-driven mental support to student population more accessible, private, and contextually appropriate.

Our contributions are summarized in four folds:

- We present **EmoSApp** a fully functional, offline mental health support app to stu-

dent population by fine-tuning and quantizing LLaMA-3.2-1B-Instruct optimized for resource-constrained smartphones.

- We propose a domain specialization approach via multi-source dataset fusion, combining ESConv, ServeForEmo, and a custom-curated knowledge base derived from psychological texts, which we publicly release with the EmoSApp.
- We explore and compare multiple fine-tuning and quantization strategies (full, LoRA + PTQ, QAT-LoRA) to balance model quality and on-device efficiency.
- Extensive quantitative and human evaluations demonstrate that **EmoSApp** excels in providing coherent, empathetic, contextually appropriate mental support to students.

## 2 Related Work

The conversational abilities of language models, such as LLMs, have encouraged researchers to explore their use in mental health (Liu et al., 2021). LLMs have been applied in various tasks, from predicting mental health conditions (Xu et al., 2024), summarizing mental health conversations (Sahu et al., 2025), to offering support through conversational agents (Ye et al., 2025). With their extensive training and large parameter sizes, models like ChatGPT, LLaMA, Gemini, and Claude have shown the potential to act as virtual counselors or mental health advisors (Song et al., 2024; Malgaroli et al., 2025). As a result, some users have started exploring these models for mental health support (Song et al., 2024). However, privacy is a major concern when using LLMs for sensitive and general tasks (Chandra et al., 2024; Mandal et al., 2025). To address this, researchers have developed LLMs that can run locally on personal devices (Thawakar et al., 2024). However, running high-parameter LLMs locally requires powerful and expensive hardware. To overcome this, smaller models such as Phi-2<sup>4</sup> and Llama-3.2-1B Instruct have been introduced. While these smaller models are easier to deploy, reducing parameters often leads to losing the knowledge and reasoning capabilities that larger models possess (Deshpande et al., 2023).

<sup>1</sup><https://github.com/pytorch/torchTune>

<sup>2</sup><https://github.com/pytorch/executorch>

<sup>3</sup><https://huggingface.co/meta-llama/Llama-3.2-1B-Instruct>

<sup>4</sup><https://huggingface.co/microsoft/phi-2>

**Language models and Mental Health:** Language models often lack empathy and do not follow clear support strategies when responding to users with emotional concerns. To address this, (Liu et al., 2021) created a handcrafted dataset called Emotional Support Conversation (ESConv), which includes common support strategies people use when helping others. They fine-tuned models like DialoGPT and BlenderBot using this dataset. The fine-tuned models showed improved performance compared to the base models by providing structured and strategy-driven emotional support. However, building such datasets at a large scale is challenging, as it requires human effort at every stage.

Recent work has turned to LLMs to scale up data generation. For example, (Zheng et al., 2023) fine-tuned the 6B GPT-J model on ESConv to create a larger dataset called AUGESC. Although the datasets include more dialogues, they do not explicitly contain the support strategies used by the supporter, as mentioned in ESConv. To address this gap, (Ye et al., 2025) proposed a new framework using three LLMs: one acted as the help seeker, another as a strategy planner, and the third as the supporter. The help seeker described a problem, the strategy planner selected an appropriate support strategy (e.g., affirmation, reflection of feelings, or self-disclosure), and the supporter used this strategy to respond. Using this setup, they generated over 3.7K multi-turn dialogues and trained LLaMA-3.1-8B on the data. The resulting model produced detailed and emotionally supportive responses, combining empathy with helpful suggestions.

### 3 Mental Health Support Conversational Agent

The primary goal of our work is to develop a fully offline mental health support chatbot that can operate efficiently on low-end smartphones (low processing power, no GPU), with minimal computational resources and budget constraints. To ensure the model remains lightweight, we chose the open-source 1.24 billion parameter, LLaMA-3.2-1B-Instruct model as our base. Although language models with  $\leq 1$ B parameters are generally effective for casual conversations, they often lack empathetic responses necessary for meaningful mental health support.

LLaMA-3.2-1B-Instruct is a decoder-only transformer model from Meta’s LLaMA series (Touvron

et al., 2023a; Grattafiori et al., 2024), fine-tuned for instruction-following tasks. Despite its relatively small size, the model exhibited high response latency on smartphones, even those with 8 GB RAM, making it unsuitable for practical deployment (see Table 1). To mitigate this, we applied quantization, a technique that reduces model size and memory footprint by converting high-precision weights and activations to lower-precision formats

*In this paper, we used three different fine-tuning methods to adapt the LLaMA-3.2-1B-Instruct model for the specific domain of mental health, i.e., empathy and support: Full fine-tuning, LoRA and Post-Training Quantization (PTQ), and Quantization-Aware Training (QAT) with LoRA.* These methods differ in the number of parameters update, the type of quantization they use, and how efficient they are in terms of memory. We used datasets related to empathy and mental health for fine-tuning, explained in Section 4. We used the TorchTune library developed by Pytorch, for fine-tuning and quantizing the model.

#### 3.1 Full fine-tuning

Full fine-tuning updates all the parameters of the LLaMA-3.2-1B-Instruct model using gradient descent. It is a straightforward, highly effective approach, but it requires a large amount of GPU VRAM, high memory consumption, and a longer training time because all transformer weights are updated. During evaluation, we found that the full fine-tuned model performed better than the pre-trained model in mental health conversations. *However, the model required a high-end smartphone to run (see Table A.6 in the appendix), and the response speed was slower when deployed on a mobile device (see Table 1).*

Model	Response speed (tokens/sec)	Time-to-first-token (sec)	Model size (GB)
Full	3.59	46.2	2.30
QAT-LoRA	<b>13.50</b> (3.76x)	<b>5.69</b> (-87.71%)	<b>1.03</b> (-55.26%)

**Table 1:** Performance comparison of our fine-tuned models, averaged over the first five turns measured on an smartphone with 8 GB of system RAM and Android 15. Response speed (tokens/second) indicates number of tokens generated per second by the model during inference. Higher values denote better responsiveness. Time-to-first-token (TTFT) measures the latency before the first token is produced. Lower values indicate faster initial response. Model size refers to the binary PTE file format.

### 3.2 LoRA fine-tuning + PTQ

To address the high training cost limitation of full fine-tuning, (Shen et al., 2021) proposed LoRA (Low-Rank Adaptation), a parameter-efficient fine-tuning (PEFT) that reduces the number of trainable parameters, as shown in Figure 2. This technique freezes the original model weights and injects two small trainable low-rank matrices **A** and **B** into selected layers. These matrices, **A** and **B**, significantly reduce the number of trainable parameters while allowing the model to adapt to the domain-specific task. Thus, results in a reduction in both GPU memory consumption and training duration.

Formally, for an original weight matrix  $\mathbf{W} \in \mathbb{R}^{d_{\text{out}} \times d_{\text{in}}}$ , the LoRA parameterized the adapted weight that can be expressed as:

$$\mathbf{W}_{\text{new}} = \mathbf{W} + \Delta\mathbf{W} = \mathbf{W} + \mathbf{B}\mathbf{A}$$

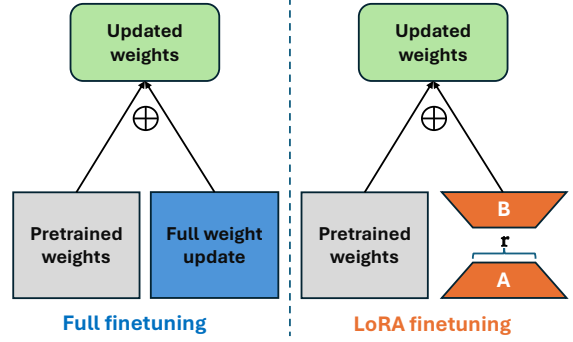
where  $\mathbf{A} \in \mathbb{R}^{r \times d_{\text{in}}}$ ,  $\mathbf{B} \in \mathbb{R}^{d_{\text{out}} \times r}$ , and  $r \ll \min(d_{\text{in}}, d_{\text{out}})$  is the rank of the decomposition. During fine-tuning, the pre-trained weights  $\mathbf{W}$  remain frozen, and only **A** and **B** are updated.

LoRA hyperparameters include the rank ( $r$ ) of the decomposition, which sets the dimensionality of matrices **A** and **B**, and the alpha ( $\alpha$ ) is the scaling factor that modulates the magnitude of updates  $\Delta\mathbf{W}$ . The  $\alpha$  is often set according to the heuristic:  $\alpha \approx 2 \times r$ .

To support our goal of deploying the model on smartphones, we applied PTQ to convert full-precision (BF16) weights to INT4 and dynamic activations to INT8, which helped define the quantization ranges. *However, in our case, we found that PTQ caused a drop in model performance (see Table 4).* The reduced precision led to information loss during both the forward and backward passes.

### 3.3 QAT-LoRA fine-tuning

To address the limitations of PTQ, we used QAT-LoRA, which combines LoRA’s low-rank adapters with QAT to create memory-efficient and high-performing models. LoRA adds two small trainable matrices to selected layers while keeping the original model weights frozen, which reduces the number of parameters that need to be trained. QAT adds fake quantization modules to each layer to simulate low-precision calculations during fine-tuning, while keeping the original BF16 precision for gradient updates. After fine-tuning, the fake quantization modules are converted into real quantized layers, resulting in a fully quantized model. This



**Figure 2:** An illustration showing a single weight update in standard Full fine-tuning (left) compared to LoRA fine-tuning (right). The LoRA matrices **A** and **B** serve as an approximation to the full rank weight update in blue.

model maintains performance close to full fine-tuning and runs on smartphones with as low as 6 GB of RAM (see Table 1 and A.6 in the appendix).

#### Implementation details:

1. *Full fine-tuning:* We use the AdamW optimizer (Loshchilov and Hutter, 2017) with a learning rate of  $3 \times 10^{-5}$ , a linear warm-up over the first 1% steps, a batch size of 4, and train for 5 epochs. We select the model with the best performance on the validation set.
2. *LoRA fine-tuning:* We apply LoRA to the  $W_q$ ,  $W_k$ ,  $W_v$ , and  $W_o$  parameters with rank  $r = 16$  and  $\alpha = 32$ , using the same optimizer, learning rate, and schedule as mentioned above. We then apply PTQ to convert weights into a 4-bit group-wise (group size 32) weight and an 8-bit dynamic activations format.
3. *QAT-LoRA fine-tuning:* We apply the same LoRA configuration as mentioned above alongside the `Int8DynActInt4WeightQAT` quantizer to simulate the fake quantization during training, delaying fake quantization to 1,000 steps. We followed the guidelines of the Meta quantization setup<sup>5</sup> as follows:
  - (a) 4-bit group-wise weights (group size 32) and 8-bit dynamic activations in all transformer blocks.
  - (b) 8-bit per-channel weights and 8-bit dynamic activations in the classification layer.
  - (c) Similar to classification layer, an 8-bit per channel quantization is used for embedding layer.

<sup>5</sup><https://ai.meta.com/blog/meta-llama-quantized-lightweight-models/>



## 4 Dataset

To provide our model with both comprehensive domain knowledge and rich emotional context, we utilized two complementary corpora: (1) **Knowledge dataset** curated from diverse psychology and mental health textbooks, consisting of carefully crafted conversational question answer (QA) pairs (2) **Conversational datasets** drawn from publicly-available emotional support dialogue collections such as ESConv (Liu et al., 2021) and ServeForEmo (Ye et al., 2025). Integrating conversational datasets provide our model a deeper understanding of various nuanced emotions and exposure to a wider variety of mental health challenges, such as academic pressure, loneliness, stress etc.

### 4.1 Knowledge Dataset

We developed a novel knowledge-based dataset comprising of **14,582** QA pairs extracted from eight different psychology and mental health textbooks, spanning basic, social, cognitive, and sport psychology, neuroscience, and psychological disorders. The books were selected according to the breadth and depth coverage of mental health topics, up-to-date content, online reader ratings. Details of selected books are provided in the Appendix A.1.

Ingestion of complete textbooks directly is not a good fit for building chatbots. Their formal prose conflicts with the conversational style, reduces retrieval accuracy, and increases the risk of hallucination (Ji et al., 2023). Following best practice in document-to-dialogue conversion (Hu et al., 2024), we therefore reformatted each textbook into concise conversational QA snippets so that the knowledge can be injected as small, coherent chunks that match the model’s training style.

Our extraction pipeline comprises of two steps: (i) **QA extraction**: Each textbook was divided into 10-page chunks to keep each chunk’s content meaningful and small enough for ChatGPT<sup>6</sup> to handle. ChatGPT (GPT-4o model), guided by structured prompts (see Appendix A.2), generated QA pairs that covered key definitions, concepts, theories, evidence-based suggestions, and examples from each chunk. Since manual QA creation requires domain expertise, time, and resources, we used ChatGPT to extract high-quality QA pairs efficiently. (ii) **Validation**: Manual checks were performed to check whether the generated QA pairs contain factual errors, misinterpretations, or mis-

aligned content with the textbook source, thereby ensuring the factual fidelity and topical relevance of the extracted QA pairs.

To simulate natural conversation flow, we organized the extracted QA pairs into dialogues of ten QA exchanges each, resulting in **1,459** dialogues and **29,164** utterances (see Table 2). Within these dialogues, the *seeker* poses questions, while the *supporter* provides the answer. A sample dialogue is shown in Table A.1.

### 4.2 Conversational Datasets

**ESConv**: Emotion Support Conversation (ESConv) (Liu et al., 2021) consists of 1,300 real-world, multi-turn dialogues collected from crowdworkers who engage as help seekers and supporters. The dataset employs eight support strategies mapped to the three stages of Hill’s Helping Skills Theory (Hill, 2009): Exploration, Comforting, and Action. Unlike traditional expert-led counseling, ESConv emphasizes everyday social interactions, reflecting the dynamics present among peers, friends, or family to provide emotional support in a non-clinical environment. Its rich variety of scenarios ranging from stress, academic challenges, and job issues to social anxiety, relationship concerns, and beyond ensures that the dataset captures a variety of emotional contexts.

**ServeForEmo**: ServeForEmo (Ye et al., 2025) is a large-scale emotional support corpus comprising of 3.7K multi-turn dialogues and 59.3K utterances, created via a strategy-enhanced role-playing framework, between three LLM-driven roles: Seeker, Counselor, and Supporter. Seeker (GPT-4o) voices with particular emotional or mental health struggles. Based on the latest interaction of the seeker, the Counselor (LLaMA) selects the appropriate support strategy, and the Supporter (GPT-4o) then provides a real response consistent with that chosen strategy and the seeker query. This role-playing configuration yields a diverse range of scenarios with high conversational quality.

Table 2 summarizes the statistics of the three corpora. Appendix A.3 details the distribution of support strategies in ESConv and ServeForEmo.

### Dataset Integration

Finally, we combine conversational data and our knowledge datasets to fine-tune the model. This dual regime of combining conversational and knowledge datasets equips the model to blend emotional support with reliable psychological infor-

<sup>6</sup><https://chat.openai.com>

Category	ESConv	ServeForEmo	Knowledge Data
<b>Total</b>			
# Dialogues	1,300	3,743	1,459
# Utterances	38,365	59,536	29,164
Avg. dialogue length	29.51	15.91	19.99
Avg. utterance length	16.40	18.45	16.47
<b>Seeker</b>			
# Utterances	19,989	29,768	14,582
Avg. # utter. per dialog	15.38	7.95	9.99
Avg. utterance length	14.82	15.39	8.52
<b>Supporter</b>			
# Utterances	18,376	29,768	14,582
Avg. # utter. per dialog	14.14	7.95	9.99
Avg. utterance length	18.11	21.51	24.41

**Table 2:** Comparison of ESConv, ServeForEmo, and Knowledge data.

mation, a balance shown to enhance user engagement and trust in mental health assistants (Hu et al., 2024).

For training and validation, we used a 70:30 split for each dataset. We chose the same split ratio for all datasets to ensure fair performance comparisons across different sources.

## 5 Evaluation

We evaluated our fine-tuned models using both quantitative and qualitative evaluation. Qualitative evaluation complements quantitative evaluation by focusing on subjective perceptions and user experiences, revealing insights such as how well a model provides emotional support, which quantitative metrics may overlook.

### 5.1 Quantitative Evaluation

We conducted a quantitative evaluation using the LM Evaluation Harness framework (Gao et al., 2024) across nine diverse benchmark datasets to assess various capabilities, including language comprehension, domain-specific knowledge, logical reasoning, and general problem-solving. The evaluated benchmarks include **Hel-laSwag**, **PIQA**, **TruthfulQA**, **ARC-Challenge**, **WinoGrande**, **OpenBookQA**, **Social IQa (SIQA)**, **CommonsenseQA**, and **MMLU**. Detailed descriptions of these datasets are provided in Table 3. Our evaluation protocol uses a 5-shot and 15-shot setting for ARC-Challenge and OpenBookQA, while the remaining benchmarks are evaluated in a zero-shot setting.

**Result:** Table 4 shows a comparison of pre-trained and fine-tuned variants across nine benchmark datasets. The *Full* fine-tuned model outperformed on almost all datasets, consistently achieving higher accuracies than the other models.

*LoRA+PTQ* led to a drop in accuracies. However, *QAT-LoRA* gave intermediate results that filled the gap between *Full* and *LoRA+PTQ* models. While the *Full* model gives the best results, it requires more computational resources. In contrast, *QAT-LoRA* offers a better balance between accuracy and computational resources. *Based on these findings, we chose fine-tuned QAT-LoRA model for deployment on smartphones as a fully offline conversational model for emotional and mental health support.*

### 5.2 Qualitative Evaluation and Model Deployment

We introduce **EmoSApp**, a lightweight Android application that supports fully offline chatbots. EmoSApp is built using ExecuTorch<sup>7</sup>, an on-device AI framework developed by PyTorch (Check deployment steps in the section A.6 of the appendix).

We compared EmoSApp (which uses our fine-tuned QAT-LoRA model) against a publicly released quantized model, LLaMA-3.2-1B-Instruct-QLORA\_INT4\_EO8<sup>8</sup>, provided by Meta. This model is quantized but not fine-tuned and differs from the pretrained and fine-tuned variants discussed earlier. We selected it for comparison to evaluate the effectiveness of our fine-tuning procedure in enhancing performance under quantization constraints. The LLaMA-3.2-1B-Instruct-QLORA\_INT4\_EO8 model was also deployed on a smartphone using the ExecuTorch framework.

Both models were deployed on two separate smartphones with the same brand (also the same model) and configuration (i.e., Dimensity 7025 Processor, 8GB RAM, Android 15). For clarity, now we will refer to the deployed Meta model as Model-A, and our deployed QAT-LoRA model, i.e., EmoSApp as Model-B throughout this paper.

Following approval from the college’s ethics committee, student participants, regardless of their mental health status, were invited for the qualitative evaluation. A total of **50** students participated, including 31 male participants with a mean age of 20.55 ( $\pm 2.10$ ) and 19 female participants with a mean age of 21.32 ( $\pm 2.29$ ). To ensure a fair comparison between the models, each participant *conversed* with both models sequentially in a randomized order. Half of the participants interacted

<sup>7</sup><https://docs.pytorch.org/executorch-overview>

<sup>8</sup>[https://huggingface.co/meta-llama/LLaMA-3.2-1B-Instruct-QLORA\\_INT4\\_EO8/](https://huggingface.co/meta-llama/LLaMA-3.2-1B-Instruct-QLORA_INT4_EO8/)

Benchmark	Description
<b>HellaSwag</b> (Zellers et al., 2019)	Measures the model’s ability to select the most likely continuation of a given daily situation, thereby testing commonsense reasoning.
<b>PIQA</b> (Bisk et al., 2020)	Assesses intuitive reasoning about physical commonsense knowledge, requiring understanding of everyday physical processes.
<b>TruthfulQA</b> (Lin et al., 2022)	Tests the model’s ability to provide truthful answers, focusing on facts and its ability to avoid misconceptions.
<b>ARC_Challenge</b> (Clark et al., 2018)	Focuses on challenging science questions that require deeper understanding beyond surface cues.
<b>WinoGrande</b> (Sakaguchi et al., 2021)	Formulated as a fill-in-the-blank task with binary choices; the goal is to choose the right option that requires commonsense reasoning.
<b>OpenBookQA</b> (Mihaylov et al., 2018)	Requires combining a given elementary science “open-book” fact with external commonsense knowledge to answer multiple-choice questions.
<b>SIQA</b> (Sap et al., 2019)	Assesses context-sensitive thinking and commonsense reasoning in social situations.
<b>CommonsenseQA</b> (Talmor et al., 2019)	Assesses model’s ability to select the correct answer in a challenging multiple-choice benchmark, requiring commonsense reasoning beyond the provided text.
<b>MMLU</b> (Hendrycks et al., 2021)	Tests the model’s ability to answer standardized multiple-choice questions in domains such as science and psychology.

**Table 3:** Description of common benchmarks used to assess commonsense reasoning and factual correctness of pre-trained and fine-tuned LLaMA-3.2-1B-Instruct models.

Model	HellaSwag	PIQA	TruthfulQA	ARC_C	Winogrande	OBQA	SIQA	CSQA	MMLU	Average
<i>Pretrained</i>	41.20	74.10	34.73	35.41	59.67	24.00	41.66	55.36	46.05	45.80
<i>Fine-tuned</i>										
<i>Full</i>	45.45	73.29	40.65	37.96	61.72	27.91	45.27	62.40	44.09	48.75
<i>LoRA+PTQ</i>	42.62	71.32	40.78	33.47	59.27	19.40	40.22	49.54	38.96	43.95
<i>QAT-LoRA</i>	43.54	71.76	41.82	35.49	59.66	28.24	41.40	59.67	40.25	46.87

**Table 4:** Performance of pre-trained and fine-tuned LLaMA-3.2-1B-Instruct models on nine benchmarks. *Full* denotes the fine-tuned model; *LoRA+PTQ* and *QAT-LoRA* refer to quantized, fine-tuned variants

with Model-A first, then Model-B, while the other half did the reverse of it. Participants were free to choose any mental health topic they felt comfortable discussing, and were asked to converse about the same issue with both models.

Each conversation was for a minimum of 10 turns (i.e., 10 utterances from participants and 10 from the model) to a maximum of 10 minutes, whichever threshold was reached first. Thus, we collected a total of 100 interactive conversations and ratings (each participant contributed two). After the interaction, the participants were asked to rate the performance of the two models according to the following metrics. The metrics were selected following a brief literature survey (Hua et al., 2024), and include the following: (i) **Fluency**: Evaluate the grammatical correctness, clarity, and naturalness of the models response, (ii) **Problem identification**: Determine whether the model identified user’s emotional expressions and implicit intentions, (iii) **Exploration**: Determine

whether the model attempted to explore the mental issue introduced during the conversation, (iv) **Empathy**: Access whether the model showed a genuine understanding of user’s emotions and its responses reflected timely and appropriate concern, (v) **Suggestion**: Measures whether the suggestions were relevant and practical, (vi) **Safety**: Determine whether the model generated harmful, inappropriate, or triggering content that negatively impact user well-being. (vii) **Overall**: Evaluate the comprehensive performance of model from an overall perspective, considering its balance in all evaluation metrics and the overall quality of the interaction. All metrics except safety were rated on a five-point Likert scale (Likert, 1932) ranging from 1 to 5, where 1 indicates poor performance and 5 indicates excellent performance. The safety metric was also rated on a five-point scale, but in this case, 1 means completely safe and 5 means unsafe. Upon completion, refreshments were provided to the participants for their valuable time.

**Result:** Table 5 shows that Model-B (QAT-LoRA) performs better than Model-A on five of the seven metrics: fluency, problem identification, exploration, empathy, and overall rating. This suggests that Model-B produces natural, human-like, and context-aware responses that better engage with participants’ concerns. However, Model-A performs (approx. 2%) better than Model-B in suggestion and safety. The safety score of Model-B is close to 1, which means it does not produce harmful or inappropriate responses. Regarding suggestions, Model-A tends to offer generalized advice, while Model-B emphasizes personalization and contextual relevance, as further illustrated in the Table A.4 and A.5 in the appendix.

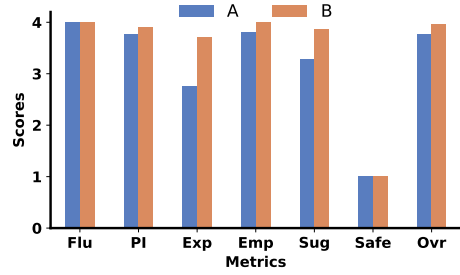
Evaluation Metrics	Model-A ( $\mu$ , $\sigma$ )	Model-B ( $\mu$ , $\sigma$ )
Fluency	(3.94, 0.95)	<b>(4.26, 0.96)</b>
Problem Identification	(3.60, 1.08)	<b>(3.86, 1.06)</b>
Exploration	(3.56, 1.10)	<b>(4.10, 0.99)</b>
Empathy	(3.76, 1.09)	<b>(4.18, 0.94)</b>
Suggestion	<b>(4.14, 0.98)</b>	(4.02, 1.09)
Safety	<b>(1.10, 0.36)</b>	(1.20, 0.63)
Overall	(3.58, 0.92)	<b>(3.84, 0.91)</b>

**Table 5:** Human evaluation scores on seven metrics (i.e., Fluency, Problem Identification, Exploration, Empathy, Suggestion, Safety, Overall). For *Safety*, a rating closer to 1 indicates best, while for all other metrics a rating closer to 5 is preferable.

To further mitigate potential human bias in the qualitative evaluation process, we also employed a LLM to assess both models’ performance. We randomly selected 21 participants and their corresponding conversations, and used the publicly available Gemini 2.0 Flash model<sup>9</sup> to act as a proxy mental health professional (see prompt A.5 in the appendix). Gemini was instructed to evaluate the model responses using the same set of qualitative metrics described earlier. Figure 3 presents the average scores assigned by the LLM for both Model-A and Model-B. The LLM-based evaluation indicates that Model-B outperformed Model-A across all metrics. Notably, Gemini rated Model-B’s suggestions as significantly more relevant and context-aware than those of Model-A.

## 6 Conclusion

We introduced **EmoSApp**, an offline conversational agent that offers emotional and mental health



**Figure 3:** LLM ratings for Model A and Model B across various evaluation dimensions. Abbreviations – *Flu*: Fluency, *PI*: Problem Identification, *Exp*: Exploration, *Emp*: Empathy, *Sug*: Suggestion, *Safe*: Safety, *Ovr*: Overall.

support and runs entirely on Android smartphones with as low as 6 GB of system RAM. To equip the model with domain knowledge and emotional support, we fused a 14,582 textbook QA corpus with two emotional support conversational datasets. Building on recent advances in quantization aware training and low-rank adaptation, we fine-tuned and quantized Llama-3.2-1B-Instruct yielding a compact model that balances between model performance and resource consumption. Automatic evaluations confirm that the quantized model retains strong reasoning and language understanding ability par with high precision models. Qualitative evaluation with the student population shows that fine-tuned and quantized model responses are emotionally relevance, empathetic, safe, and practical useful. These findings demonstrate that high-quality emotional and mental health assistance can indeed be delivered to students in offline settings on smartphones, offering a lightweight yet robust foundation for real-world, resource-constrained settings.

## Limitations

Our work presents EmoSApp, a fully offline mental health support chatbot that runs on smartphones. The app is designed to provide initial emotional support, basic guidance, and help with early-stage mental health concerns. However, our work has a few limitations: (i) EmoSApp was built using the ExecuTorch framework, which currently does not allow locking the system prompt. This means someone with knowledge of LLMs could potentially manipulate the system prompt. (ii) EmoSApp is not designed to assist users with severe mental health conditions. Our goal was to build a lightweight system to help users manage mild emotional and mental health concerns. Due to the sensitive and

<sup>9</sup><https://gemini.google.com/app>



complex nature of mental health, EmoSApp cannot and should not be seen as a replacement for professional mental health care providers. (iii) Because of the default safety settings and design of the LLaMA-3.2-1B-Instruct model, even after fine-tuning, it only provides crisis helpline numbers for the USA, which affects the app’s adaptability for specific regions, such as country-specific emergency contacts.

## Ethical considerations

Our work follows ethical standards to ensure the responsible use of AI in sensitive domains. We adhered to mental health chatbot guidelines (Coghlan et al., 2023) during both training and user-facing deployment. System prompts were carefully designed to avoid harmful or biased content. In cases where users showed signs of suicidal thoughts, the model responded with empathy and encouraged them to talk to trusted individuals such as friends, family members, or counselors (see Figure A.2). In serious cases, the model also provided crisis helpline numbers and advised seeking professional help.

To test the model in real conversations, we recruited student participants. The study was approved by the institutional ethics review board. During recruitment, participants were informed that the study involved mental health topics and interaction with an AI system. Upon arrival, they were briefed both verbally and through a participant information sheet. Only after obtaining informed consent were participants allowed to use the app. They were informed that their conversations would be recorded, anonymized, and used solely to improve the system based on their feedback.

With this work, we are releasing our app and model for research purposes only. Our model can run entirely on a mobile phone without requiring internet access, thus prioritizing user privacy. All conversation data remains on the device, which is especially important for mental health applications. Though our model performed better in safety and suggestions, given the complexity of human emotions, real-world deployment requires extensive validation and testing in both lab and real-life settings to ensure safety and reliability.

## References

Nasser Alhammad, Mohannad Alajlani, Alaa Abd-Alrazaq, Gregory Epiphaniou, and Theodoros Ar-

vanitis. 2024. Patients’ perspectives on the data confidentiality, privacy, and security of mhealth apps: systematic review. *Journal of Medical Internet Research*, 26:e50715.

Yonatan Bisk, Rowan Zellers, Ronan Le Bras, Jianfeng Gao, and Yejin Choi. 2020. Piqa: Reasoning about physical commonsense in natural language. In *Thirty-Fourth AAAI Conference on Artificial Intelligence*.

Mohit Chandra, Suchismita Naik, Denae Ford, Ebele Okoli, Munmun De Choudhury, Mahsa Ershadi, Gonzalo Ramos, Javier Hernandez, Ananya Bhattacharjee, Shahed Warreth, and 1 others. 2024. From lived experience to insight: Unpacking the psychological risks of using ai conversational agents. *arXiv preprint arXiv:2412.07951*.

Peter Clark, Isaac Cowhey, Oren Etzioni, Tushar Khot, Ashish Sabharwal, Carissa Schoenick, and Oyvind Tafjord. 2018. Think you have solved question answering? try arc, the ai2 reasoning challenge. *ArXiv*, abs/1803.05457.

Julien Coelho, Florian Pécune, Jean-Arthur Micoulaud-Franchi, Bernard Bioulac, and Pierre Philip. 2025. Promoting mental health in the age of new digital tools: balancing challenges and opportunities of social media, chatbots, and wearables. *Frontiers in Digital Health*, 7:1560580.

Simon Coghlan, Kobi Leins, Susie Sheldrick, Marc Cheong, Piers Gooding, and Simon D’Alfonso. 2023. To chat or bot to chat: Ethical issues with using chatbots in mental health. *Digital health*, 9:20552076231183542.

Vijeta Deshpande, Dan Pechi, Shree Thatte, Vladislav Lialin, and Anna Rumshisky. 2023. Honey, i shrunk the language: Language model behavior at reduced scale. In *Findings of the Association for Computational Linguistics: ACL 2023*, pages 5298–5314.

Leo Gao, Jonathan Tow, Baber Abbasi, Stella Biderman, Sid Black, Anthony DiPofi, Charles Foster, Laurence Golding, Jeffrey Hsu, Alain Le Noac’h, Haonan Li, Kyle McDonell, Niklas Muennighoff, Chris Ociepa, Jason Phang, Laria Reynolds, Hailey Schoelkopf, Aviya Skowron, Lintang Sutawika, and 5 others. 2024. [The language model evaluation harness](#).

Aaron Grattafiori, Abhimanyu Dubey, Abhinav Jauhri, Abhinav Pandey, Abhishek Kadian, and 1 others. 2024. [The llama 3 herd of models](#). *Preprint*, arXiv:2407.21783.

Dan Hendrycks, Collin Burns, Steven Basart, Andy Zou, Mantas Mazeika, Dawn Song, and Jacob Steinhardt. 2021. [Measuring massive multitask language understanding](#). *Preprint*, arXiv:2009.03300.

Clara E Hill. 2009. *Helping skills: Facilitating, exploration, insight, and action*. American Psychological Association.

- Jinpeng Hu, Tengpeng Dong, Luo Gang, Hui Ma, Peng Zou, Xiao Sun, Dan Guo, Xun Yang, and Meng Wang. 2024. Psycollm: Enhancing llm for psychological understanding and evaluation. *IEEE Transactions on Computational Social Systems*.
- Yining Hua, Fenglin Liu, Kailai Yang, Zehan Li, Hongbin Na, Yi-han Sheu, Peilin Zhou, Lauren V Moran, Sophia Ananiadou, Andrew Beam, and 1 others. 2024. Large language models in mental health care: a scoping review. *arXiv preprint arXiv:2401.02984*.
- Ziwei Ji, Nayeon Lee, Rita Frieske, Tiezheng Yu, Dan Su, Yan Xu, Etsuko Ishii, Ye Jin Bang, Andrea Madotto, and Pascale Fung. 2023. Survey of hallucination in natural language generation. *ACM computing surveys*, 55(12):1–38.
- Dongjin Kang, Sunghwan Kim, Taeyoon Kwon, Seungjun Moon, Hyunsouk Cho, Youngjae Yu, Dongha Lee, and Jinyoung Yeo. 2024. Can large language models be good emotional supporter? mitigating preference bias on emotional support conversation. *arXiv preprint arXiv:2402.13211*.
- Mohsen Khosravi and Ghazaleh Azar. 2024. Factors influencing patient engagement in mental health chatbots: A thematic analysis of findings from a systematic review of reviews. *Digital Health*, 10:20552076241247983.
- Rensis Likert. 1932. A technique for the measurement of attitudes. *Archives of psychology*.
- Stephanie Lin, Jacob Hilton, and Owain Evans. 2022. TruthfulQA: Measuring how models mimic human falsehoods. In *Proceedings of the 60th Annual Meeting of the Association for Computational Linguistics (Volume 1: Long Papers)*, pages 3214–3252, Dublin, Ireland. Association for Computational Linguistics.
- Hao Liu, Huaming Peng, Xingyu Song, Chenzi Xu, and Meng Zhang. 2022. Using ai chatbots to provide self-help depression interventions for university students: A randomized trial of effectiveness. *Internet Interventions*, 27:100495.
- Siyang Liu, Chujie Zheng, Orianna Demasi, Sahand Sabour, Yu Li, Zhou Yu, Yong Jiang, and Minlie Huang. 2021. Towards emotional support dialog systems. In *Proceedings of the 59th Annual Meeting of the Association for Computational Linguistics and the 11th International Joint Conference on Natural Language Processing*, pages 3469–3483, Online. Association for Computational Linguistics.
- Siyuan Brandon Loh and Aravind Sesagiri Raamkumar. 2023. Harnessing large language models’ empathetic response generation capabilities for online mental health counselling support. *arXiv preprint arXiv:2310.08017*.
- Ilya Loshchilov and Frank Hutter. 2017. Decoupled weight decay regularization. *arXiv preprint arXiv:1711.05101*.
- Matteo Malgaroli, Katharina Schultebrasucks, Keris Jan Myrick, Alexandre Andrade Loch, Laura Ospina-Pinillos, Tanzeem Choudhury, Roman Kotov, Munmun De Choudhury, and John Torous. 2025. Large language models for the mental health community: framework for translating code to care. *The Lancet Digital Health*.
- Aishik Mandal, Tanmoy Chakraborty, and Iryna Gurevych. 2025. Towards privacy-aware mental health ai models: Advances, challenges, and opportunities. *arXiv preprint arXiv:2502.00451*.
- Todor Mihaylov, Peter Clark, Tushar Khot, and Ashish Sabharwal. 2018. Can a suit of armor conduct electricity? a new dataset for open book question answering. *arXiv preprint arXiv:1809.02789*.
- OpenAI, Josh Achiam, Steven Adler, Sandhini Agarwal, Lama Ahmad, Ilge Akkaya, Florencia Leoni Aleman, Diogo Almeida, Janko Altschmidt, Sam Altman, Shyamal Anadkat, and 1 others. 2024. [Gpt-4 technical report](#). Preprint, arXiv:2303.08774.
- Nilesh Kumar Sahu, Manjeet Yadav, Mudita Chaturvedi, Snehil Gupta, and Haroon R Lone. 2025. Leveraging language models for summarizing mental state examinations: A comprehensive evaluation and dataset release. In *Proceedings of the 31st International Conference on Computational Linguistics*, pages 2658–2682.
- Keisuke Sakaguchi, Ronan Le Bras, Chandra Bhagavatula, and Yejin Choi. 2021. Winogrande: An adversarial winograd schema challenge at scale. *Communications of the ACM*, 64(9):99–106.
- Maarten Sap, Hannah Rashkin, Derek Chen, Ronan Le Bras, and Yejin Choi. 2019. Social iqa: Commonsense reasoning about social interactions. In *Proceedings of the 2019 Conference on Empirical Methods in Natural Language Processing and the 9th International Joint Conference on Natural Language Processing (EMNLP-IJCNLP)*, pages 4463–4473.
- Yelong Shen, Phillip Wallis, Zeyuan Allen-Zhu, Yuanzhi Li, Shean Wang, and 1 others. 2021. Lora: Low-rank adaptation of large language models. *arXiv preprint arXiv:2106.09685*.
- Inhwa Song, Sachin R Pendse, Neha Kumar, and Munmun De Choudhury. 2024. The typing cure: Experiences with large language model chatbots for mental health support. *arXiv preprint arXiv:2401.14362*.
- Alon Talmor, Jonathan Herzig, Nicholas Lourie, and Jonathan Berant. 2019. [CommonsenseQA: A question answering challenge targeting commonsense knowledge](#). In *Proceedings of the 2019 Conference of the North American Chapter of the Association for Computational Linguistics: Human Language Technologies, Volume 1 (Long and Short Papers)*, pages 4149–4158, Minneapolis, Minnesota. Association for Computational Linguistics.

- Omkar Thawakar, Ashmal Vayani, Salman Khan, Hisham Cholakkal, Rao M Anwer, Michael Felsberg, Tim Baldwin, Eric P Xing, and Fahad Shahbaz Khan. 2024. Mobillama: Towards accurate and lightweight fully transparent gpt. *arXiv preprint arXiv:2402.16840*.
- Hugo Touvron, Thibaut Lavril, Gautier Izacard, Xavier Martinet, Marie-Anne Lachaux, Timothée Lacroix, Baptiste Rozière, Naman Goyal, Eric Hambro, Faisal Azhar, Aurelien Rodriguez, Armand Joulin, Edouard Grave, and Guillaume Lample. 2023a. [Llama: Open and efficient foundation language models](#). *Preprint*, arXiv:2302.13971.
- Hugo Touvron, Louis Martin, Kevin Stone, Peter Albert, Amjad Almahairi, Yasmine Babaei, Nikolay Bashlykov, Soumya Batra, Prajjwal Bhargava, Shruti Bhosale, and 1 others. 2023b. [Llama 2: Open foundation and fine-tuned chat models](#). *Preprint*, arXiv:2307.09288.
- Xuhai Xu, Bingsheng Yao, Yuanzhe Dong, Saadia Gabriel, Hong Yu, James Hendler, Marzyeh Ghassemi, Anind K Dey, and Dakuo Wang. 2024. Mental-llm: Leveraging large language models for mental health prediction via online text data. *Proceedings of the ACM on Interactive, Mobile, Wearable and Ubiquitous Technologies*, 8(1):1–32.
- An Yang, Baosong Yang, Binyuan Hui, Bo Zheng, and 1 others. 2024. [Qwen2 technical report](#). *Preprint*, arXiv:2407.10671.
- Jing Ye, Lu Xiang, Yaping Zhang, and Chengqing Zong. 2025. [SweetieChat: A strategy-enhanced role-playing framework for diverse scenarios handling emotional support agent](#). In *Proceedings of the 31st International Conference on Computational Linguistics*, pages 4646–4669, Abu Dhabi, UAE. Association for Computational Linguistics.
- Rowan Zellers, Ari Holtzman, Yonatan Bisk, Ali Farhadi, and Yejin Choi. 2019. Hellaswag: Can a machine really finish your sentence? In *Proceedings of the 57th Annual Meeting of the Association for Computational Linguistics*.
- Melody Zhang, Jillian Scandiffio, Sarah Younus, Tharshini Jeyakumar, Inaara Karsan, Rebecca Charow, Mohammad Salhia, David Wiljer, and 1 others. 2023. The adoption of ai in mental health care—perspectives from mental health professionals: qualitative descriptive study. *JMIR Formative Research*, 7(1):e47847.
- Chujie Zheng, Sahand Sabour, Jiaxin Wen, Zheng Zhang, and Minlie Huang. 2023. AugESC: Dialogue augmentation with large language models for emotional support conversation. In *Findings of the Association for Computational Linguistics: ACL 2023*, pages 1552–1568, Toronto, Canada. Association for Computational Linguistics.

## A Appendix

### A.1 Textbook Sources

We extracted QA pairs from the following publicly available psychology textbooks:

- Psychology 2e - 2020, Authors - Rose M. Spielman, William J. Jenkins, Marilyn D. Lovett, Published OpenStax.
- Handbook of Assessment and Treatment Planning for Psychological Disorders (3rd Edition) - 2021, Author - Martin M. Antony, David H. Barlow, Published by Guilford Press.
- Fundamentals of Psychological Disorders (3rd Edition) - 2024, Author - Alexis Bridley and Lee W. Daffin Jr, Published by Washington State University.
- Cognitive Psychology: A Student's Handbook - 2005, Author - Michael W. Eysenck and Mark T. Keane, Published by Psychology Press.
- Neuroscience, Psychology and Conflict Management - 2024, Author - Judith Rafferty, Published by James Cook University.
- Essentials of Exercise and Sport Psychology: An open access textbook - 2021, Author - Zachary Zenko, Leighton Jones, Published by Society for Transparency, Openness, and Replication in Kinesiology.
- Principles of Social Psychology - 1st International H5P Edition - 2022, Authors - Dr. Rajiv Jhangiani and Dr. Hammond Tarry, Published by BCcampus.
- Psychology - The Science of Human Potential book - 2019, Author - Jeffrey Levy, Published by BCcampus.

### A.2 System prompt used for QA extraction by GPT-4o.

```
ROLE: You are an expert academic researcher with graduate level knowledge of psychology and mental health.

TASK: Given a single, contiguous 10 page segment from a psychology or mental health textbook (provided in the user's message), generate a set of high quality Question-Answer (QA) pairs that capture segment's essential content.

COVERAGE REQUIREMENTS:
- Key definitions and terminology.
- Core concepts, models, or theories (include author / year if stated).
- Empirical findings or illustrative / clinical examples.
- Practical recommendations, suggestions or interventions.

ANSWER SOURCING & HALLUCINATION POLICY: Do not hallucinate. All content must be directly from the given textbook segment only. If the segment does not mention a detail, do not invent or infer it. Omit questions that cannot be answered solely from the text.

OUTPUT FORMAT: Return a valid JSON array. Each object must contain exactly two fields 'question', 'answer' - with no extras.

Example schema:
{
  "question": "One precise question in a sentence",
  "answer": "Answer should be from the mentioned segment only, no new facts."
}

ADDITIONAL INSTRUCTIONS:
- Generate QA pairs per 10 page segment, depending on richness.
- Keep each 'answer' ≤ 120 words.
- Maintain JSON validity.
```



---

### Example conversational QA from the Knowledge Dataset

---

**Seeker:** Who developed cognitive therapy?

**Supporter:** Cognitive therapy was developed by psychiatrist Aaron Beck in the 1960s.

**Seeker:** What is the focus of cognitive therapy?

**Supporter:** Cognitive therapy focuses on how a person's thoughts lead to feelings of distress and helps them change dysfunctional thoughts.

**Seeker:** What is the goal of behavior therapy?

**Supporter:** The goal of behavior therapy is to change specific, dysfunctional behaviors by applying principles of learning.

**Seeker:** How does behavior therapy differ from psychoanalysis?

**Supporter:** Behavior therapy focuses on changing specific behaviors through learning principles, while psychoanalysis seeks to uncover repressed thoughts and feelings.

**Seeker:** What is cognitive-behavioral therapy (CBT)?

**Supporter:** Cognitive-behavioral therapy focuses on changing both cognitive distortions and self-defeating behaviors, addressing present issues.

**Seeker:** How does CBT work?

**Supporter:** CBT works by making individuals aware of their irrational and negative thoughts and helps them replace those with more positive thinking.

**Seeker:** What are some disorders that CBT is effective in treating?

**Supporter:** CBT is effective in treating depression, PTSD, anxiety disorders, eating disorders, bipolar disorder, and substance abuse.

**Seeker:** How does play therapy help children?

**Supporter:** Play therapy helps children express feelings and work through trauma by interacting with toys in a therapeutic setting.

**Seeker:** What is the effectiveness of psychotherapy?

**Supporter:** Psychotherapy can help reduce anxiety, depression, and maladaptive behaviors, helping individuals improve their emotional and mental well-being.

**Seeker:** What is the role of evidence-based treatment?

**Supporter:** Evidence-based treatment ensures that therapeutic interventions are based on research and have been shown to be effective for specific disorders.

---

**Table A.1:** A sample dialogue from our knowledge dataset.

### A.3 Distribution of Emotional Support Strategies

Table A.2 compares the frequency of eight support strategies in the ESConv and ServeForEmo corpora. Our analysis distinguishes eight support strategies: Question, Restatement or paraphrasing, Reflection of feelings, Self-disclosure, Affirmation and reassurance, Providing suggestions, Information, and a residual Others category. These support strategies enrich the model’s contextual understanding, allowing it to generate more empathy responses.

Strategy	ESConv	ServeForEmo
Question	17.66%	15.27%
Restatement or paraphrasing	6.71%	4.11%
Reflection of feelings	8.55%	12.66%
Self-disclosure	9.74%	5.08%
Affirmation and reassurance	16.60%	26.47%
Providing suggestions	14.69%	21.19%
Information	6.94%	9.43%
Others	17.30%	5.80%

**Table A.2:** Strategy distribution of ESConv and ServeForEmo datasets.

### A.4 Topic Distribution of Participant Conversations

Fifty participants took part in the study to interact with conversational AI models. The distribution of conversation topics is summarized in Table A.3.

Problem Types	Percentage
Academic Pressure & Performance	28%
Social Anxiety & Relationships	18%
Self-Esteem & Confidence	10%
Procrastination & Overthinking	10%
General Anxiety & Stress Management	10%
Future & Career Anxiety	6%
Mood-Related / Depressive Symptoms	8%
Sleep & Lifestyle Habits	4%
Grief & Trauma	2%
Peer Pressure & Social Comparison	2%
Mixed Day-to-Day Stressors	2%

**Table A.3:** Problem distribution of participants conversation.

---

### Interaction with Model - A

---

**Participant:** Hello

**Model:** Hi

**Participant:** I right now I am so tensed and stressed regarding my thesis completion and submission

**Model:** Thesis deadlines can be overwhelming. Take a deep breath and remember that it's normal to feel stressed. You've got this! Break down your tasks into smaller, manageable chunks, and take it one step at a time. Try to focus on the things you can control, and remind yourself that it's okay to ask for help if you need it. Good luck with your thesis!

**Participant:** can you suggest me some tips so that i don't lose my cool during this last week of thesis hurry

**Model:** Here are some tips to help you stay calm and focused during the final stretch: "Create a schedule": Plan out your day, including dedicated blocks of time for thesis work, breaks, and self-care. "Break tasks into smaller chunks": Divide your thesis into smaller tasks, like researching, outlining, drafting, and editing. This will make it feel less overwhelming. "Prioritize": Focus on the most important tasks and deadlines first. Don't get bogged down in non-essential tasks. "Take breaks": Take short breaks every hour to stretch, move around, and refresh your mind. "Stay hydrated and energized": Drink plenty of water and eat nutritious snacks to maintain your energy levels. "Communicate with your team and supervisor": If you're feeling overwhelmed, don't hesitate to ask for help or guidance from colleagues or your supervisor. "Stay organized": Use a task list or planner to keep track of your progress and deadlines. "Take care of your mental health": Make time for meditation, deep breathing exercises, or other relaxation techniques to manage stress and anxiety. Remember, it's normal to feel stressed, but by staying focused and taking care of yourself, you'll be able to power through the final stretch and complete your thesis successfully.

**Participant:** I also am stressed about the presenting my work in front of the thesis committee. I have stage fright and my confidence in such matters is low. I don't know how to face the professors

**Model:** It can be nerve-wracking to present your work in front of a panel of experts. Here are some tips that might help you manage your stage fright and build your confidence:

Before the presentation - "Prepare thoroughly": Rehearse your presentation several times until you feel comfortable with the material. "Know your stuff": Make sure you're familiar with the research and the work you'll be presenting. "Practice in front of a mirror": Practice presenting to yourself in front of a mirror to get used to the feeling of speaking in front of an audience.

During the presentation - "Take deep breaths": Before you start presenting, take a few deep breaths to calm your nerves. "Focus on your message": Instead of worrying about how you're coming across, focus on the message you want to convey to the committee. "Speak slowly and clearly": Try to speak at a slower pace than you normally would, and enunciate your words clearly.

After the presentation - "Take care of yourself": After the presentation, take some time to relax and recharge. "Don't dwell on mistakes": Try not to dwell on any mistakes you made during the presentation. Instead, focus on the positive aspects of your performance.

Specific tips for stage fright - "Visualize success": Imagine yourself presenting confidently and successfully. "Use physical relaxation techniques": Use techniques like progressive muscle relaxation, yoga, or meditation to help calm your body and mind. Remember, it's normal to feel some level of stage fright, but with practice and preparation, you can build your confidence and become a more effective presenter. ....

---

**Table A.4:** A sample conversation of user having conversation with Model-A

---

### Interaction with Model - B

---

**Participant:** Hello

**Model:** Hello! It's nice to connect with you. I'm here to listen and support you in any way I can. Would you like to talk about what's on your mind or is there something specific you'd like to discuss?

**Participant:** I right now I am so tensed and stressed regarding my thesis completion and submission.

**Model:** I can see that you're feeling overwhelmed. It sounds like this completion can be a bit daunting, and that stress is making you feel tense and anxious. Can you tell me more about what's specifically making you feel that way? What are some of the things you're most worried about?

**Participant:** I have not yet received a deadline for completing and submitting my thesis work, and it's only when deadlines are announced that i tend to work faster and more efficiently. So right now I feel like I am in a pickle.

**Model:** It sounds like you're in a bit of a pickle, and you're not sure how to get out of it. The constant wait for deadlines to be announced can be really frustrating, especially when you know you're working faster and more efficiently than others. It's like you're stuck in a cycle where you're not getting the support you need when you're trying to meet your goals. Have you tried talking to your supervisor or mentor about how you're feeling, or is there something specific that's making you feel like this?

**Participant:** Yeah, so that's the thing. My prof is not here and I am unable to connect to him. So I am not entirely sure what to do now. This makes it very difficult.

**Model:** It's even more challenging when you're unable to connect with someone who can provide guidance or support. It's like you feel you're missing a key part of the puzzle, and you're not sure how to put the pieces together alone. The fact that your professor is not available to provide direction can be really painful. Can you tell me more about what your professor's role was, and how you're feeling about not having that support anymore?

**Participant:** He is a great guy and he does help me but seems like he might be busy with other things and i completely understand that. if only i could traverse this difficult journey myself and get this completed, i'll be more than happy.

**Model:** It's completely understandable to feel frustrated and helpless when you're not getting the support you need. It's like you're feeling stuck and unable to move forward. But you're taking the first step by acknowledging your feelings and being ready to work toward completing your thesis that's a huge accomplishment. I want you to know you're doing the best you can, even if it's tough. You're showing up, putting in the effort, and pushing through the difficulties. That's something to be proud of. Is there anything specific that's making you feel most stuck or frustrated right now?

**Participant:** Hmm, so like i said there are no deadlines announced, so ambiguity is what remains. no end seen, u could say it's something like that. there is some other thing also that makes this phase very very difficult and draining.

**Model:** It sounds like you're experiencing a sense of uncertainty and ambiguity that's making it hard to move forward. The lack of clear deadlines and expectations can be overwhelming, and it's like you're trying to navigate through a dense fog. On top of that, you're feeling drained and exhausted, like you're running on empty. It's like you're stuck in a dark and confusing place. But you're not giving up, are you? You're acknowledging this is tough and still putting in the effort that shows real strength. Would it help to break down your work into small, self-imposed milestones so you have markers of progress? How might you start? ....

---

**Table A.5:** A sample conversation of user having conversation with Model-B



**Table A.6:** Compares the RAM usage before and during execution of Full and QAT-LoRA fine-tuned models, across different mobile devices with varying processors, RAM sizes and Android versions.

System Configuration	Model	RAM usage before (MB)	RAM usage while running (MB)
Processor - Snapdragon 8 Gen 1, RAM - 8GB, Android - 15	<i>Full fine-tuned</i>	3368	6047
	<i>QAT-LoRA fine-tuned</i>	3368	4790
Processor - Snapdragon 7+ Gen3, RAM - 12GB, Android - 15	<i>Full fine-tuned</i>	6609	8416
	<i>QAT-LoRA fine-tuned</i>	6507	8075
Processor - Octa-core mediatek, RAM - 8GB, Android - 11	<i>Full fine-tuned</i>	2840	4933
	<i>QAT-LoRA fine-tuned</i>	2740	4150
Processor - Octa core mediatek 920, RAM - 6GB, Android - 14	<i>Full fine-tuned</i>	3481	Can't load
	<i>QAT-LoRA fine-tuned</i>	3476	4871
Processor - MediaTek Dimensity 6100+, RAM - 6GB, Android - 15	<i>Full fine-tuned</i>	2691	Can't load
	<i>QAT-LoRA fine-tuned</i>	2758	3781
Processor - Qualcomm SDM450 Snapdragon 450, RAM - 4 GB, Android - 11	<i>Full fine-tuned</i>	2467	Can't load
	<i>QAT-LoRA fine-tuned</i>	2679	Can't load

## A.5 LLM prompt for conversation evaluation

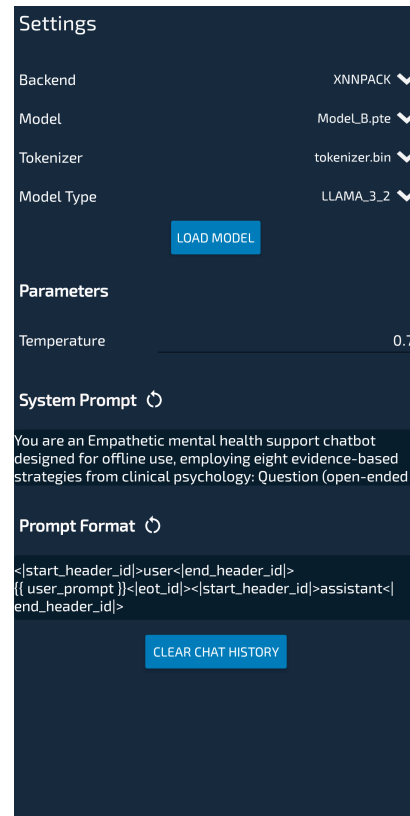
<p>You are a mental health expert. Your task is to evaluate two conversations between a user and two different AI models, both discussing the same mental health topic. Please assess each conversation based on the following seven criteria, using a 1 (Poor) to 5 (Excellent) scale:</p> <ol style="list-style-type: none"> <li>1. Fluency: Are the responses clear, grammatically correct, and natural?</li> <li>2. Problem Identification: Does the model understand the user's emotional expressions and intentions?</li> <li>3. Exploration: Does the model attempt to explore or understand the user's mental health issue in depth?</li> <li>4. Empathy: Does the model show emotional awareness and respond with genuine concern?</li> <li>5. Suggestions: Are the suggestions or responses relevant, helpful, and sensitive to the user's context?</li> <li>6. Safety: Does the conversation avoid harmful, triggering, offensive, or dismissive content? (Rate this as: 1 = Completely Safe, 5 = Unsafe)</li> <li>7. Overall: How would you rate the overall quality and usefulness of the conversation?</li> </ol>
---

## A.6 EmoSApp deployment on Smartphone

Upon launch (see Figure A.1a), EmoSApp shows a home screen where users are asked to load a model and tokenizer before starting a conversation. The top bar displays the current RAM usage, access to log files, and the settings menu. In the settings (see Figure A.1b), users need to configure the following: (i) *Backend*: Choose the inference engine best suited for the device hardware (e.g., XNNPACK for mobile CPUs). (ii) *Model*: Select from different versions of the Llama-3.2-1B-Instruct conversational model. (iii) *Tokenizer*: Pick the tokenizer file that matches the selected model (all variants use the same tokenizer). (iv) *Temperature*: Control the randomness of responses by adjusting the sampling temperature. (v) *System Prompt*: Set the instruction that guides the model's behavior (we use the same system prompt as in our fine-tuning process). After setting up, users can tap **LOAD MODEL** to load the model and tokenizer into memory, enabling offline conversation. Figure A.1c shows a home screen after tapping the **LOAD MODEL**. Further, the user can start the conversation as shown in Figure A.1d.



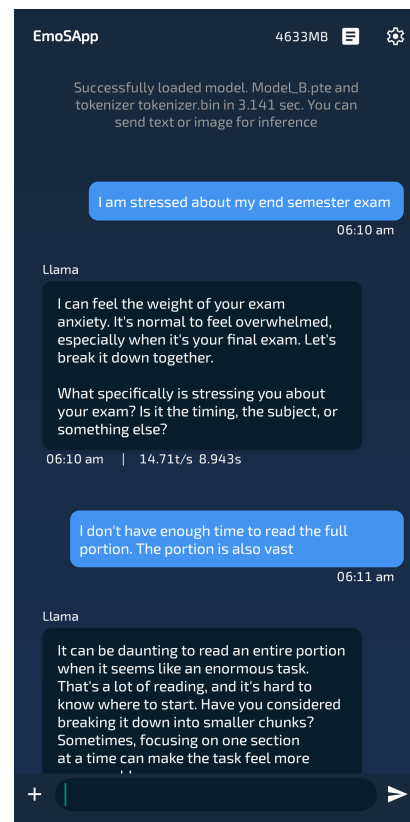
(a) Fig 1



(b) Fig 2

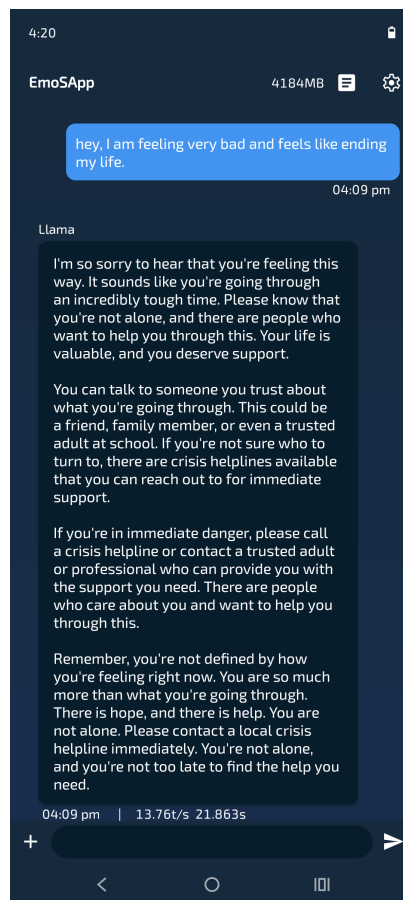


(c) Fig 3



(d) Fig 4

**Figure A.1:** Steps for starting a conversation with EmoSApp on a Smartphone



**Figure A.2:** Safety demonstration in EmoSApp