
Cross-modal Associations in Vision and Language Models: Revisiting the bouba-kiki effect

Tom Kouwenhoven*, Kiana Shahrasbi, Tessa Verhoef*

Leiden Institute of Advanced Computer Science

Leiden University, The Netherlands

t.kouwenhoven@liacs.leidenuniv.nl, kiana.shahrasbi98@gmail.com

t.verhoef@liacs.leidenuniv.nl

Abstract

Recent advances in multimodal models have raised questions about whether vision-and-language models (VLMs) integrate cross-modal information in ways that reflect human cognition. One well-studied test case in this domain is the bouba-kiki effect, where humans reliably associate pseudowords like "bouba" with round shapes and "kiki" with jagged ones. Given the mixed evidence found in prior studies for this effect in VLMs, we present a comprehensive re-evaluation focused on two variants of CLIP, ResNet and Vision Transformer (ViT), given their centrality in many state-of-the-art VLMs. We apply two complementary methods closely modelled after human experiments: a prompt-based evaluation that uses probabilities as model preference, and we use Grad-CAM as a novel way to interpret visual attention in shape-word matching tasks. Our findings show that these models do not consistently exhibit the bouba-kiki effect. While ResNet shows a preference for round shapes, overall performance across both models lacks the expected associations. Moreover, direct comparison with prior human data on the same task shows that the models' responses fall markedly short of the robust, modality-integrated behaviour characteristic of human cognition. These results contribute to the ongoing debate about the extent to which VLMs truly understand cross-modal concepts, highlighting limitations in their internal representations and alignment with human intuitions.

1 Introduction

Recent advances in multimodal models that integrate vision and language have brought artificial intelligence a step closer to understanding the world in ways that resemble human experience and cognition. These models, which learn from vast amounts of paired visual and textual data, have demonstrated impressive abilities in tasks like image captioning, visual question answering, and cross-modal retrieval (Radford et al., 2021; Li et al., 2022, 2023). Yet it remains unclear whether these models integrate visual and linguistic information in ways that parallel human cognitive processes. In this paper, we investigate whether VLMs exhibit human-like patterns of association between abstract visual shapes and unfamiliar words. Particularly, we focus on one of the most widely studied cross-modal test cases in human cognition, the bouba-kiki effect, in which people consistently associate pseudowords like "bouba" with round shapes and those like "kiki" with jagged shapes (Ramachandran and Hubbard, 2001; Maurer et al., 2006a; Ćwiek et al., 2022). Recently, these associations have become a test case for evaluating whether language models trained on large-scale data show similar patterns (Alper and Averbuch-Elor, 2023; Verhoef et al., 2024; Loakman et al., 2024; Iida and Funakura, 2024). Results, however, have been mixed. While Alper and Averbuch-Elor (2023) found

*Equal contribution

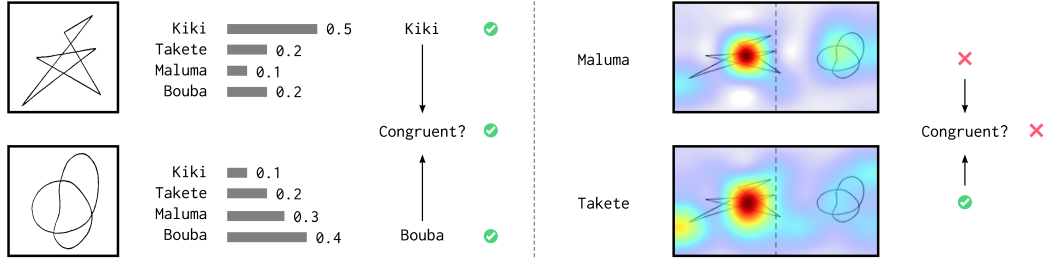


Figure 1: An overview of the two complementary methods used. On the left, we calculate the probabilities for each label across the four original pseudowords (note that the number of labels varies per label source) for each image shape and select the label with the highest probability (values are exemplary). On the right, we use concatenated image pairs combined with the labels as the target to calculate attention patterns with Grad-CAM and select the shape with the highest sum of attention.

overwhelming evidence for a bouba-kiki effect in CLIP and Stable Diffusion, other recent studies have found less convincing patterns across different VLMs, testing methods and datasets (Verhoef et al., 2024; Loakman et al., 2024; Iida and Funakura, 2024).

This work therefore revisits this effect by thoroughly testing two versions of CLIP (Radford et al., 2021): ResNet (He et al., 2016) and ViT (Dosovitskiy et al., 2021). We focus on CLIP since, out of four models tested, Verhoef et al. (2024) found that this model demonstrated the most promising alignment with a human-like bouba-kiki effect, and because CLIP outperforms other models in capturing human-like decision patterns (Demircan et al., 2024). Moreover, given CLIP’s contribution to many state-of-the-art VLMs, unravelling what and how these ‘base’ models represent cross-modal information can additionally benefit our understanding of limitations in, for example, spatial reasoning (Thrush et al., 2022) and (in-context) shape-colour biases in VLMs (Allen et al., 2025).

By probing the preferences of these models for shape-word association in novel contexts, we aim to shed light on the nature of their internal representations and their alignment with human intuitions. This is important since this kind of flexible, grounded understanding could enable conceptually fluent and natural human-machine interactions, where machines intuitively understand what we mean, even in unfamiliar settings. To this end, we employ two methodological approaches that address the same cross-modal associations from different perspectives to minimise the limitations associated with relying on a single evaluative framework. Despite this comprehensive strategy, we do not find compelling evidence for the bouba-kiki effect. This work contributes in the following ways:

- (1) We test for the bouba-kiki effect in VLMs in ways that are as close as possible to how it has been tested with humans in the past. This enables direct comparisons between our results and human findings, building on and expanding the work by Verhoef et al. (2024). Tested comprehensively, we find that models, compared to humans, do not make consistent cross-modal associations.
- (2) We introduce a novel way to test models using Grad-CAM (Selvaraju et al., 2020), a method from the model interpretability literature, to look more closely at visual processing in the bouba-kiki context. Strengthening the robustness of our results, it reveals that the models do not explicitly focus on bouba-kiki related shape-specific features.

2 Related work

First we discuss how prior work on cross-modal associations in human language and cognitive processing has shown that non-arbitrariness is both pervasive and affects how we learn, process and develop language. Then we present previous studies that tested for the bouba-kiki effect in VLMs.

2.1 Cross-modal associations in human language

Traditionally, it was argued that mappings between words and their meanings are mostly arbitrary. Hockett (1960) uses the words ‘whale’ and ‘microorganism’ as an example: ‘whale’ is a short word for a large animal, while ‘microorganism’ is the reverse. However, growing evidence from fields like

cognitive science, language evolution and (sign language) linguistics suggests non-arbitrary form-meaning mappings are more widespread in human language than initially thought. This suggests that it should be considered a general property of human language (Perniss et al., 2010), shaped by similar cognitive mechanisms as those involved in the bouba-kiki effect. Especially when looking beyond Indo-European languages, ‘iconic’ mappings, where word forms seem to resemble their meaning, appear to play a significant role in many languages (Perniss et al., 2010; Dingemanse, 2012; Imai and Kita, 2014). Some languages have specific classes of words where characteristics of the meaning are mimicked or iconically represented in the word. For example, Japanese ideophones allow speakers to depict sensory information through word forms, such as saying *nuru nuru* when describing something as ‘slimy’ and *fuwa fuwa* when it is ‘fluffy’ (Dingemanse et al., 2016). Similarly, in Siwu, *pimbilii* means ‘small belly’, while *pumbuluu* refers to ‘fat belly’, and non-speakers of those languages can typically guess the meanings of such words (Dingemanse et al., 2016). Even in languages that are not considered rich in sound symbolism, such as English and Spanish, vocabulary items from specific lexical categories, like adjectives, are rated relatively high in iconicity (Perry et al., 2015).

Evidence for strong associations between speech sounds and particular meanings has been found in a broad sample of vocabularies from two-thirds of the world’s languages Blasi et al. (2016). Iconic mappings are not only widespread in the world’s languages, they also help both children Imai et al. (2008); Perry et al. (2015, 2018) and adults Nielsen and Rendall (2012) learn new words more easily. They, moreover, allow us to communicate successfully even when a shared language is absent or existing vocabulary is insufficient, because cross-modal associations lay the groundwork for the negotiation of novel words and their meanings (Ramachandran and Hubbard, 2001; Cuskley and Kirby, 2013; Imai and Kita, 2014). Shared cross-modal representations enable people to instantly interpret unfamiliar words even on first exposure by directly linking sensory experiences with meaning. Indeed, experiments with humans that studied the influence of cross-modal preferences on the emergence of novel vocabularies show that iconic strategies are frequently adopted when word forms and meanings can be intuitively mapped and they help to communicate successfully (Verhoef et al., 2015, 2016b,a; Tamariz et al., 2018). An understanding of such mappings, however, requires human-like integration of multi-sensory information or an awareness of common cross-modal associations. While multimodal models have demonstrated remarkable capabilities across a range of tasks, the internal mechanisms through which these systems form and link representations remain opaque. In particular, it is still an open question whether these models integrate visual and linguistic information in ways that mirror human cognitive processes.

2.2 Bouba-kiki effect in VLMs

The bouba-kiki effect as a specific example of visio-linguistic processing has been studied in VLMs before, but results so far seem to be conflicting. One key study in this space is the innovative work by Alper and Averbuch-Elor (2023), who convincingly demonstrated that patterns aligning with the bouba-kiki effect are reflected in the embedding spaces of CLIP and Stable Diffusion. They used Stable Diffusion to generate images given pseudowords that were carefully designed to reflect phonetic properties linked to sharp or round shapes. Specifically, they used CLIP’s text encoder to embed prompts containing either pseudowords or descriptive adjectives, while the images generated from pseudoword-based prompts were passed through CLIP’s vision encoder. This setup allowed both text and image representations to be analysed within the same multimodal embedding space. The embedding similarity between the pseudowords and the adjective or image representations was then used to compute geometric and phonetic scores, indicating alignment with sharp or round associations. They concluded that their findings indicate strong evidence for the existence of cross-modal associations in VLMs. Typical explanations given for the presence of a bouba-kiki effect in humans include experience with acoustics and articulation (Ramachandran and Hubbard, 2001; Maurer et al., 2006b; Westbury, 2005a), affective–semantic properties of human and non-human vocal communication (Nielsen and Rendall, 2011), or physical properties relating to audiovisual regularities in the environment (Fort and Schwartz, 2022). This renders the conclusion by Alper and Averbuch-Elor (2023) somewhat surprising since these explanations all involve situated real-world experience with a body and the environment, something these models entirely lack. Moreover, limitations of VLMs in visual grounding have been observed in many other domains (Thrush et al., 2022; Diwan et al., 2022; Kamath et al., 2023; Jabri et al., 2016; Goyal et al., 2017; Agrawal et al., 2018; Jones et al., 2024), suggesting that these models do not integrate textual and visual data in a human-like manner. Nonetheless, this work presented an innovative way to test for the bouba-kiki

effect in VLMs, and convincingly showed that VLMs encode relationships between word forms and semantic concepts related to roundness and jaggedness. As described previously, these associations are indeed abundantly present in human languages, and prior work with text-only language models has also shown that these models can detect such regularities (Abramova and Fernández, 2016; Pimentel et al., 2019; de Varda and Strapparava, 2022; Marklová et al., 2025).

Interestingly though, Iida and Funakura (2024) replicated Alper and Averbuch-Elor (2023)’s experiments for Japanese and found that Japanese VLMs did not exhibit the expected bouba-kiki effect, even though Japanese is a language rich in sound-symbolism (Dingemanse, 2012), and speakers of Japanese display the strongest bouba-kiki effect compared to speakers of 25 other languages in a study by Ćwiek et al. (2022). These findings suggest that Alper and Averbuch-Elor (2023)’s method may not capture true sensory mappings, but instead detects regularities between word forms and meanings that are language-specific rather than universal. For example, sounds like /p/, which are typically linked to sharpness according to the bouba-kiki effect, are strongly associated with roundness in ideophonic Japanese words, like *pocha-pocha* ‘chubby’, *puyo-puyo* ‘fat’, and *puku-puku* ‘puffing up’ (Iida and Funakura, 2024). This suggests that the method used to disambiguate sharp and round pseudowords and images may pick up on relationships between semantic concepts and word forms—being heavily entangled with the choice of ground-truth adjectives—rather than capturing true sensory mappings in languages. Moreover, the vectors used to assign a geometric or phonetic score to a pseudoword or image must be sufficiently dissimilar, for which Iida and Funakura (2024) reported that this was not the case. The contradicting findings between Japanese and English VLMs highlight the need for a different approach that aligns with human experiments on cross-modal associations.

A key ingredient of human bouba-kiki experiments is that tests are centred around specifically designed pairs of visual images that minimally differ, but with one more rounded and one more jagged version, as shown in Figure 1. For example, Maurer et al. (2006a) presented a pair of jagged/round images along with a pair of bouba/kiki-like words and participants were asked to pair them up in the most fitting way. Other studies used more stringent tests where, as in Ćwiek et al. (2022), only the images were presented side-by-side and participants had to choose the best-fitting image after listening to only one of the spoken words at a time. Finally, Nielsen and Rendall (2013) presented single images and asked participants to generate novel pseudowords to match the shapes. In all of these cases, humans exhibit a strong bouba-kiki effect. Inspired by these studies, Verhoef et al. (2024) used images from existing experiments with humans and explored four prominent VLMs on carefully designed image-to-word matching tasks. They directly used model probabilities generated by VLMs for matching specific pseudowords with images as a measure of preference and found limited evidence for the bouba-kiki effect. Only some models (CLIP and GPT-4o) exhibit moderate alignment with human-like associations and do so only in some of the tests they conducted, but not consistently. The study concludes that cross-modal associations in VLMs are highly dependent on factors such as model architecture, training data, and the specific test used.

Others have also investigated the bouba-kiki effect or different cross-modal associations, such as a relation between perceived size and vowels (Loakman et al., 2024), understanding *shitsukan* terms (a Japanese concept that captures the sensory essence of an object) (Shiono et al., 2025). However, none of these consistently find a resemblance between the human and model associations. Tseng et al. (2024) used the embedding method from Alper and Averbuch-Elor to test sensitivity to sound-symbolic associations in audio-visual models and report that these models capture sound-meaning connections akin to human language processing. Yet, this method seems to rely on the relationships between semantic concepts and word forms as was mentioned before. Given the conflicting evidence in this domain, we revisit the bouba-kiki effect through a thorough investigation with two versions of CLIP, using a wide variety of different prompts, introducing a novel way to test for it using visual interpretability methods, and directly comparing results to similar findings from human studies.

3 Methodology

Cross-modal associations are assessed through prompting two different versions of CLIP (Radford et al., 2021), specifically, we use a ResNet-50 and ViT version. We deem this as reasonable since state-of-the-art VLMs such as Molmo (Deitke et al., 2024), LLaVA (Liu et al., 2023), BLIP2 (Li et al., 2023), and InternVL (Chen et al., 2024) commonly use pre-trained frozen vision models and train lightweight alignment layers to align visual features with existing linguistic embeddings present

in (large) language models (Liu et al., 2024). The ViT version of CLIP particularly often forms the basis for many current state-of-the-art VLMs (BLIP2, Molmo, InternVL, LLaVa, i.a.).²

Linguistic inputs Models are probed through combining images and labels, the latter are pseudowords originating from four different sources. First, two sets of ‘original’ labels are used that have been traditionally used the most in human studies (*bouba-kiki* and *maluma-takete*) such that we can explicitly compare human results to those of VLMs. Second, we borrow English adjectives from Alper and Averbuch-Elor (2023) that are 10 synonyms of ‘sharp’ and ‘curved’. These serve as a baseline informing us whether the models can, in principle, make correct cross-modal associations. This differs from Alper and Averbuch-Elor (2023), who use adjectives to create a vector to calculate a geometric score. Third, two-syllable labels were constructed following Nielsen and Rendall (2013), using previously established cross-modal patterns in English. Sonorant consonants (M, N, L) and rounded vowels (OO, OH, AH) tend to match curved shapes, while plosive consonants (T, K, P) and non-rounded vowels (EE, AY, UH) align with jagged shapes. Combining these yields 36 syllables (e.g., loo, nah, kee, puh), categorised into four types: sonorant-rounded (S-R), plosive-rounded (P-R), sonorant-non-rounded (S-NR), and plosive-non-rounded (P-NR). These were paired into two-syllable pseudowords, loosely replicating the task in Nielsen and Rendall (2013). For analysis, we focus on ‘pure’ pseudowords that are either fully round-associated S-R-S-R or fully sharp-associated P-NR-P-NR, yielding 162 labels. Fourth, VLMs are tested on pseudowords generated using the method from Alper and Averbuch-Elor (2023). Each pseudoword follows a three-syllable structure, where consonants (P, T, K, S, H, X, B, D, G, M, N, L) are combined with vowels (E, I, O, U, A)³. Pseudowords repeat the first syllable at the end (e.g., kitaki, bodubo). Only ‘pure’ items—composed entirely of syllables from a single class—are used, excluding mixed forms like ‘kiduki’.

The linguistic inputs are comprised of a label of interest—which should induce certain preferences—and a prompt (‘The label for this image is <label>’) such that embedding the label is closer to the models’ natural objective. Provided that the pseudowords are generated anew, it is unlikely that they are known to the models. Ten different prompts are used (see Appendix A) to ensure that the results are robust and not an artefact of peculiarities in the prompts. These prompts are sourced from Verhoef et al. (2024), Alper and Averbuch-Elor (2023), or are newly created such that half of the labels appear as a noun, and the other half as an adjective.

Visual inputs The images fed to the models are either curved or jagged. Some of these images are sourced directly from previous works involving human participants (Köhler, 1929, 1947; Maurer et al., 2006a; Westbury, 2005b), while others are specifically generated to test cross-modal associations in VLMs. These were inspired by the method described in Nielsen and Rendall (2013) and already used by Verhoef et al. (2024). The generated images were created by randomly distributing points within a circle and then connecting them sequentially using curved lines for curved images and straight line segments for jagged images. Hence, this method generated image pairs that subtly differ *only* in features that are seemingly important for cross-modal effects. This is different from Alper and Averbuch-Elor (2023), who generated images using Stable Diffusion, leaving less experimental control, which may distort which features cause the observed effects. An overview of all image pairs is displayed in Appendix B.

Analyses All our analyses use Bayesian Regression Models as implemented in the *brms* package (Bürkner, 2021) in R (R Core Team, 2024). We fit models (4 chains of 4000 iterations and a warmup of 2000) to predict the proportion of correct guesses given a word_type with fixed effects of model, prompt, image pair, or label pair. The exact model formulas are displayed under each figure. Interpretation of our visualisation is straightforward: an effect is significant if the posterior means *and* their credible intervals are above chance level.

4 Probing through probabilities

To assess the preferences of the ViT and ResNet versions, we extract probabilities for all possible labels (i.e., syllables and pseudowords) conditioned on an image. For each image, we consider the

²The source code and data used will be available upon publication.

³The letter A is included per Alper and Averbuch-Elor (2023) despite that it is typically not regarded to evoke cross-modal associations in humans.

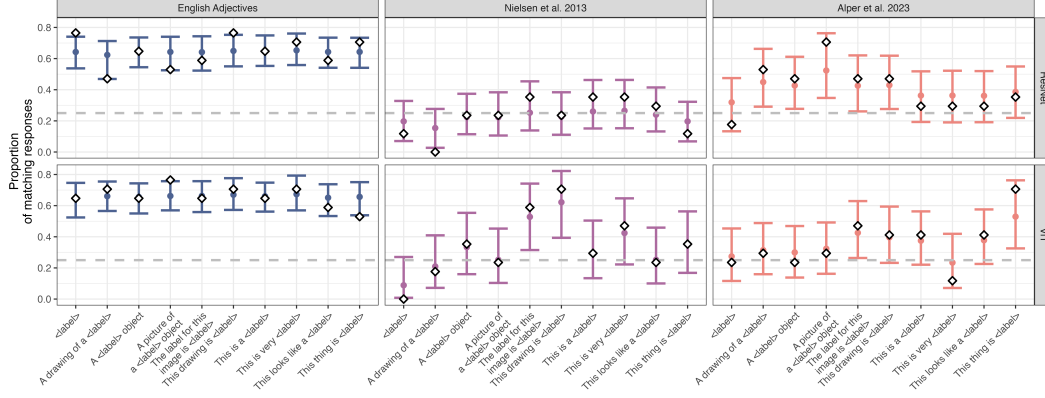


Figure 2: The proportion of congruent responses for matching both images of an image pair correctly ($Match = 1$). A result in which models consistently match images above chance (the grey dashed line) across prompts would suggest the presence of cross-modal associations. This is only the case for the English adjectives, which function as a baseline. Model: $Match \sim 1 + Word_type + (1 + Word_type|Prompt)$. Diamonds are descriptive means and the dots are posterior means.

label with the highest probability as the model’s preference (left in Figure 1). This is comparable to how Nielsen and Rendall (2013) tested for human preferences. While using the probability data for all labels would have been possible, previous work demonstrated that using only the best-matching label yielded a small bouba-kiki effect, which was not the case when all probabilities were considered (Verhoef et al., 2024); as such, we use the most promising method. Importantly, we follow Ćwiek et al. (2022) who rightfully only treated human responses as bouba/kiki-congruent when participants matched bouba to a round shape, and crucially, also matched kiki to a spiky shape. In our work, this means that an image pair of a sharp *and* round shape must be matched with a congruent label.

Results First, we consider the English adjectives which serve as a baseline and do not inform about the bouba-kiki effect. Figure 2 reveals that these are successfully matched to images with round or sharp features. This result is consistent across prompts and is also somewhat expected. Yet, performance of roughly 80% across prompts and models could also be considered low given the clear-cut distinctions between images and adjectives. The primary labels of interest (i.e., the pseudowords) can not be robustly and correctly matched to images with corresponding features by either model version. Despite some variability across prompts and models, with some combinations leading to above-chance performance (e.g., ViT, Nielsen and Rendall’s pseudowords, and *This drawing is <label>* or ResNet, Alper and Averbuch-Elor’s pseudowords, and *A picture of a <label> object*), the descriptive means are mostly at chance level. Hence, we conclude that neither model displays clear cross-modal preferences. Interestingly, the individual modalities are in principle separable by both models (subsection A.1 and subsection B.1), suggesting that the difficulty lies in combining the information from multiple modalities. A look into which labels are mostly chosen reveals that model predictions mostly collapse onto a few frequently picked labels, regardless of the image input (Appendix C), strengthening our observation that no cross-modal associations influence predictions.

5 Beyond behavioural observations

In addition to using probability data, we are interested in knowing whether the predictions are wrong for the right reasons, i.e., do they not attend to curved or jagged regions when they see our images? As such, we further analyse the behaviour and preferences of models when associating an image with a label, using Grad-CAM, a technique from the model interpretability literature (Selvaraju et al., 2020). Grad-CAM provides a visual explanation of a model prediction by computing the gradients of the target class score, for which we use the cosine similarity between the label and image embeddings, with respect to the feature maps in the final convolutional layer or the final attention block. For this, we use public implementations of Grad-CAM (Zakka, 2021; Mamooler, 2021; Chefer et al., 2021). The values in these feature maps (typically displayed as a heatmap) can be interpreted as

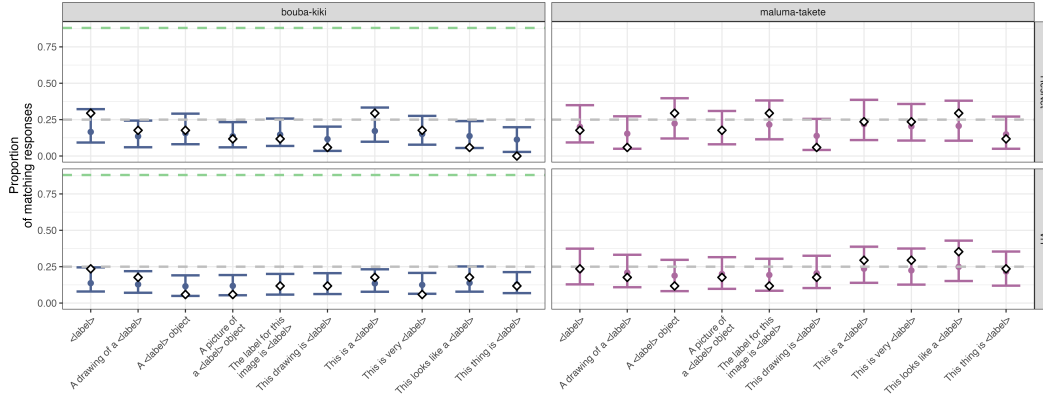


Figure 3: The proportion of correctly matched responses for both labels of a label pair ($Correct = 1$) given an image pair using Grad-CAM. The green line indicates human ‘performance’ reported in (Ćwiek et al., 2022). The grey line shows the chance level (25%) as the model must map ‘bouba’ and ‘kiki’ correct. Model: $Correct \sim 1 + LabelPair + (1 + LabelPair|Prompt)$. Diamonds are descriptive means and the dots are posterior means.

the importance or contribution of a specific region in the image to the prediction of a model (see Appendix D for visualisations of a random set of examples).

This technique enables us to very closely mimic the cross-cultural study conducted by Ćwiek et al. (2022) in which human participants were shown the two classical bouba-kiki shapes and listened to the spoken words bouba or kiki. Hereafter, they selected which of the two shapes they thought corresponded to the word. To simulate this experiment with VLMs, we concatenate all image pairs into a single image containing a curved and jagged shape ($n=17$). We then identify for each label—which defines the expected target—which image region (left or right) receives the most attention from a model using Grad-CAM. While the generated heatmaps visually indicate the attention patterns, we use the sum of attention allocated to each curved and jagged part of the image to quantify the attention. Taking the total attention allocated to each part, instead of looking at very specific regions, aligns with how humans perceive faces, objects, and words holistically (Taubert et al., 2011; Zhao et al., 2016; Wong et al., 2011). We compare the sum of importance values in the expected region, given a pseudoword of a particular category, with the sum of importance of those in the non-expected region for each image and text label. Based on this comparison, we compute the percentage of trials in which the model consistently focuses more on the expected region than the non-expected region (right in Figure 1). The way images are concatenated are balanced such that the target appears eight or nine times on the left or right. Doing this eliminates a possible model preference for objects on the left or right. Initial analyses across models, prompts, labels, and images revealed that both models are relatively consistent in their predictions, regardless of the target location, with ResNet being consistent for 77.0% of the predictions and the ViT variant 73.5% (Appendix D).

Comparing VLMs with humans Using Grad-CAM, we compare the model performances to that of English-speaking participants as reported by Ćwiek et al. (2022). While they only investigated the well-known label pair bouba-kiki, another pair, maluma-takete, combined with the two images shown in Figure 1, was first described by Wolfgang Köhler (Köhler, 1929, 1947) and sparked wider interest in cross-modal associations. We only use these two label pairs here since the larger pseudoword set does not contain paired labels. However, our image generation process, which only varies how points are connected, allows evaluating across all image pairs, beyond just the original images. Specifically, we evaluate whether models attend more to the expected region (e.g., the sharp shape for “kiki” and “takete” or the round shape for “bouba” and “maluma”). A prediction is considered congruent only if both labels are correctly matched to their corresponding shapes. This setup closely mirrors human experiments and, in the case of the bouba-kiki label pair, enables direct comparisons.

Strikingly, neither CLIP model consistently maps both labels to their intended shapes at a human-like level (Figure 3); in fact, performance does not reliably exceed chance. These results contradict previous claims that vision–language models exhibit human-like cross-modal associations (Alper

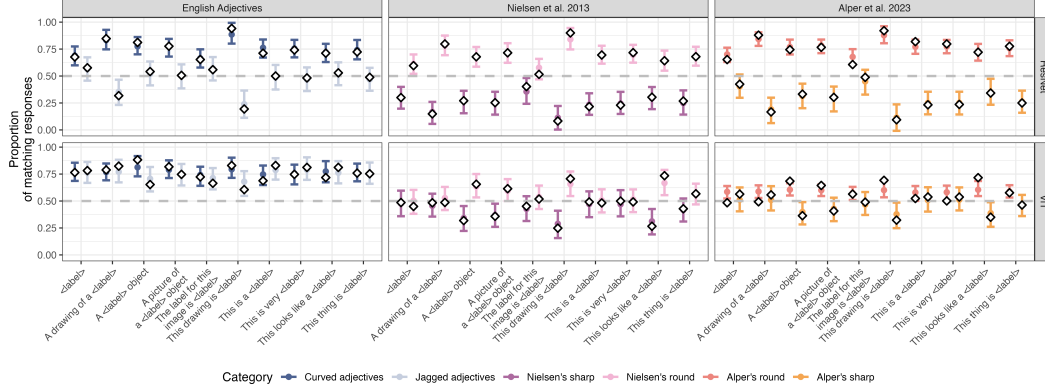


Figure 4: The proportion of correct matches (*CorrectProportion*) given a word type and category (i.e., curved or sharp). A cross-modal association is indicated when a model consistently matches images above chance (grey line) for both categories—observed only with the English adjectives used for comparison. Model: $CorrectProportion \sim 1 + Word_type + Category + (1 + Word_type + Category | Prompt)$. The diamonds are descriptive averages and the dots are posterior means.

and Averbuch-Elor, 2023), and instead reinforce earlier findings showing no such effect. If there is any situation in which an effect would be expected, it would be here since these classic word pairs are most dominantly present in the data. Yet, these results show that merely learning *about* an existing cross-modal effect from data distributions is different from having a mechanistic preference for cross-modal associations, which should not come as a surprise.

Analysing pseudowords Extending the analyses beyond the original word pairs, we now assess all pseudowords to examine whether CLIP displays a fundamental association between syllables and shapes. The proportion of pseudoword-label responses displayed in Figure 4 reveals that there is again some variability across prompts, but model preferences are relatively consistent. Using this method, the ResNet variant displays a general preference to attend to round shapes across all word types (note that not attending to a jagged shape if the label is of the jagged category means the model attends to the round shape). Provided that this is also the case for the English adjectives, it is unsurprising that the pseudowords do not display a bouba-kiki effect. The ViT variant is relatively consistent and can reliably distinguish shapes for English adjectives. Yet, using experimental pseudowords collapses performance to chance levels, indicating the absence of human-like associations between shape features and syllables or characters. More evidence against the presence of cross-modal associations in CLIP comes from a qualitative inspection of several attention patterns. This reveals that attention patterns mostly do not focus on sharp edges or round attributes of images, but instead mostly focus on the centres of shapes or background areas (Appendix D). The latter is similar to earlier findings by Darcet et al. (2024) who identified that ViT networks create artefacts at low-informative background areas for computation purposes rather than describing visual information. Both observations are in contrast with what, at its core, is required for a bouba-kiki-like effect.

6 Discussion and conclusion

This work investigated whether vision-and-language models, specifically two versions of CLIP (ResNet and ViT), exhibit human-like patterns of cross-modal association, as reflected in the bouba-kiki effect. We aimed to rigorously evaluate the presence or absence of this phenomenon in model behaviour, using methodological approaches closely aligned with human experiments and introducing the use of interpretability tools in this domain to probe internal representations. Contrary to prior work suggesting VLMs may encode bouba-kiki-like associations (Alper and Averbuch-Elor, 2023), our findings reveal little to no evidence that CLIP models, under these experimental conditions, exhibit consistent human-like mappings between pseudowords and visual shape features. This lack of alignment suggests that, despite their impressive performance across many downstream vision-language tasks, models like CLIP do not appear to internally represent cross-modal associations in a cognitively grounded manner. The ResNet variant, which showed an overall preference for

round shapes, did not demonstrate behaviour consistent enough to qualify as a bouba-kiki effect by human standards. The ViT-based CLIP, widely used as a foundational component in many current multimodal systems, showed even weaker alignment. Together, this raises questions about how cross-modal grounding is encoded or inherited in many larger state-of-the-art architectures.

Our findings complicate earlier claims about the presence of sound-symbolic associations in model embeddings. While Alper and Averbuch-Elor (2023) found strong evidence for a bouba-kiki effect using embedding similarity scores in CLIP and Stable Diffusion, Iida and Funakura (2024) used the same method with Japanese VLMs, but failed to pick up robust bouba-kiki-like mappings, even though Japanese is rich in sound-symbolism (Dingemanse, 2012). Instead, the embedding similarity scores seem to reflect language-specific regularities rather than general cross-modal preferences. Our approach deliberately avoided this by mirroring psycholinguistic testing paradigms with carefully controlled pairs of novel images. Corroborating other recent studies (Verhoef et al., 2024; Loakman et al., 2024), this empirically grounded probing method yielded opposite results, showing no evidence of a bouba-kiki effect. Whereas Verhoef et al. (2024) report limited, though not consistent, evidence for a bouba-kiki effect, our work differs since it uses a more comprehensive set of pseudowords, amending their analyses and suggesting that there is no general effect. We also ran the same tests using English adjectives, and in contrast to pseudowords, the models are able to make the expected mappings in that case. Furthermore, by employing Grad-CAM in the domain of cross-modal associations, we examined whether models visually attend to shape features that correlate with pseudoword form profiles. This enabled us to not only assess whether the models show human-like cross-modal associations, but also whether they do so for the right reasons by probing the decision-making pathways within the models. They largely did not attend to the expected shape features, which presents further evidence for the claim that VLMs may lack human-like cross-modal representations.

The broader implication is that current VLMs, even those trained on massive paired datasets, lack a key component of human-like multisensory understanding: grounded, flexible, and intuitive mappings between sensory modalities. This is perhaps not surprising given the lack of embodied interaction in their training and reliance on statistical co-occurrence rather than perceptual salience. Given that the internal mechanisms of VLMs also inherently differ from humans, simply learning from aligned image-text pairs which are influenced by human-like preferences, including cross-modal associations, does not mean that they also learn the same preferences. Previous work on visual grounding (Jones et al., 2024), and shortcut learning, i.e., solving a test using unexpected non-human-like shortcuts (Schwartz and Stanovsky, 2022; Mitchell and Krakauer, 2023) argued similarly. The most straightforward difference is the issue of tokenisation. Unlike humans, who perceive words holistically (Wong et al., 2011), tokenisation fragments words, which distorts their representations and reduces potential human-like associations with visual shapes. The potential value of shared preferences between humans and machines, however, remains significant. Establishing alignment in human and machine understanding of (visual-auditory) form-meaning mappings and mutual understanding can enhance their interactions (Kouwenhoven et al., 2022), helping in creating AI systems that work effectively and resemble how humans process and communicate meaning. A potentially rich line of future work includes systematically exploring how design choices in VLMs affect the emergence of cognitively meaningful representations and consistently incorporating cross-linguistic studies to account for cultural variation (as demonstrated by Iida and Funakura (2024)).

Our work has some notable limitations. First, we only test on CLIP versions. We deliberately chose to focus on the CLIP model instead of more capable proprietary models (GPT-4o and Gemini2-Flash, i.a.), since they are not sufficiently transparent and thus do not help advance our understanding of their internal mechanism. Nevertheless, it is still interesting to further unravel cross-modal associations in more contemporary models. Even though they often use frozen ViT variants of CLIP, it is perhaps possible that the alignment layer between CLIP’s embedding and the language model embedding learns some preference. While the original bouba-kiki effect is rooted in sound symbolism, our work—and that of others (e.g., Alper and Averbuch-Elor, 2023; Loakman et al., 2024; Iida and Funakura, 2024)—relies on text, which may influence the outcomes. Yet, the relation between orthographic shapes and sounds is not arbitrary either; it likely reflects human iconic strategies shaped over time (Turoman and Styles, 2017). Exploring audio-visual models, as in Tseng et al. (2024), offers a promising direction for future research. Finally, we rely on the sum of intensities to select a shape in our Grad-CAM experiment. While this aligns with how humans perceive objects and words (Zhao et al., 2016; Wong et al., 2011), it is worth further examining, perhaps more qualitatively, more fine-grained Grad-CAM metrics.

Overall, our results reinforce the importance of interpretability and cognitively inspired evaluation when assessing model performance in cross-modal reasoning. If VLMs are to serve as truly intuitive agents in real-world human-machine interactions, they must not only succeed on benchmark datasets but also exhibit a more human-like understanding of abstract, grounded concepts.

References

- Abramova, E. and Fernández, R. (2016). Questioning arbitrariness in language: a data-driven study of conventional iconicity. In Knight, K., Nenkova, A., and Rambow, O., editors, *Proceedings of the 2016 Conference of the North American Chapter of the Association for Computational Linguistics: Human Language Technologies*, pages 343–352, San Diego, California. Association for Computational Linguistics.
- Agrawal, A., Batra, D., Parikh, D., and Kembhavi, A. (2018). Don’t just assume; look and answer: Overcoming priors for visual question answering. In *Proceedings of the IEEE conference on computer vision and pattern recognition*, pages 4971–4980.
- Allen, K. R., Dasgupta, I., Kosoy, E., and Lampinen, A. K. (2025). The in-context inductive biases of vision-language models differ across modalities. In *Second Workshop on Representational Alignment at ICLR 2025*.
- Alper, M. and Averbuch-Elor, H. (2023). Kiki or bouba? sound symbolism in vision-and-language models. In Oh, A., Naumann, T., Globerson, A., Saenko, K., Hardt, M., and Levine, S., editors, *Advances in Neural Information Processing Systems*, volume 36, pages 78347–78359. Curran Associates, Inc.
- Blasi, D. E., Wichmann, S., Hammarström, H., Stadler, P. F., and Christiansen, M. H. (2016). Sound-meaning association biases evidenced across thousands of languages. *Proceedings of the National Academy of Sciences*, 113(39):10818–10823.
- Bürkner, P.-C. (2021). Bayesian item response modeling in R with brms and Stan. *Journal of Statistical Software*, 100(5):1–54.
- Chefer, H., Gur, S., and Wolf, L. (2021). Generic attention-model explainability for interpreting bi-modal and encoder-decoder transformers. In *Proceedings of the IEEE/CVF International Conference on Computer Vision (ICCV)*, pages 397–406.
- Chen, Z., Wu, J., Wang, W., Su, W., Chen, G., Xing, S., Zhong, M., Zhang, Q., Zhu, X., Lu, L., Li, B., Luo, P., Lu, T., Qiao, Y., and Dai, J. (2024). Internvl: Scaling up vision foundation models and aligning for generic visual-linguistic tasks. In *Proceedings of the IEEE/CVF Conference on Computer Vision and Pattern Recognition (CVPR)*, pages 24185–24198.
- Cuskley, C. and Kirby, S. (2013). Synesthesia, Cross-Modality, and Language Evolution. In *Oxford Handbook of Synesthesia*. Oxford University Press.
- Ćwiek, A., Fuchs, S., Draxler, C., Asu, E. L., Dediu, D., Hiovain, K., Kawahara, S., Koutalidis, S., Krifka, M., Lippus, P., Lupyan, G., Oh, G. E., Paul, J., Petrone, C., Ridouane, R., Reiter, S., Schümchen, N., Szalontai, Á., Ünal-Logacev, Ö., Zeller, J., Perlman, M., and Winter, B. (2022). The bouba/kiki effect is robust across cultures and writing systems. *Philosophical Transactions of the Royal Society B: Biological Sciences*, 377(1841):20200390.
- Darcet, T., Oquab, M., Mairal, J., and Bojanowski, P. (2024). Vision transformers need registers. In *The Twelfth International Conference on Learning Representations*.
- de Varda, A. G. and Strapparava, C. (2022). A cross-modal and cross-lingual study of iconicity in language: Insights from deep learning. *Cognitive Science*, 46(6):e13147.
- Deitke, M., Clark, C., Lee, S., Tripathi, R., Yang, Y., Park, J. S., Salehi, M., Muennighoff, N., Lo, K., Soldaini, L., Lu, J., Anderson, T., Bransom, E., Ehsani, K., Ngo, H., Chen, Y., Patel, A., Yatskar, M., Callison-Burch, C., Head, A., Hendrix, R., Bastani, F., VanderBilt, E., Lambert, N., Chou, Y., Chheda, A., Sparks, J., Skjonsberg, S., Schmitz, M., Sarnat, A., Bischoff, B., Walsh, P., Newell, C., Wolters, P., Gupta, T., Zeng, K.-H., Borchardt, J., Groeneveld, D., Nam, C., Lebrecht, S., Wittlif,

- C., Schoenick, C., Michel, O., Krishna, R., Weihs, L., Smith, N. A., Hajishirzi, H., Girshick, R., Farhadi, A., and Kembhavi, A. (2024). Molmo and pixmo: Open weights and open data for state-of-the-art vision-language models.
- Demircan, C., Saanum, T., Pettini, L., Binz, M., Baczkowski, B. M., Doeller, C. F., Garvert, M. M., and Schulz, E. (2024). Evaluating alignment between humans and neural network representations in image-based learning tasks. In *The Thirty-eighth Annual Conference on Neural Information Processing Systems*.
- Dingemanse, M. (2012). Advances in the cross-linguistic study of ideophones. *Language and Linguistics Compass*, 6(10):654–672.
- Dingemanse, M., Schuerman, W., Reinisch, E., Tufvesson, S., and Mitterer, H. (2016). What sound symbolism can and cannot do: Testing the iconicity of ideophones from five languages. *Language*, 92(2):e117–e133.
- Diwan, A., Berry, L., Choi, E., Harwath, D., and Mahowald, K. (2022). Why is winoground hard? investigating failures in visuolinguistic compositionality. In Goldberg, Y., Kozareva, Z., and Zhang, Y., editors, *Proceedings of the 2022 Conference on Empirical Methods in Natural Language Processing*, pages 2236–2250, Abu Dhabi, United Arab Emirates. Association for Computational Linguistics.
- Dosovitskiy, A., Beyer, L., Kolesnikov, A., Weissenborn, D., Zhai, X., Unterthiner, T., Dehghani, M., Minderer, M., Heigold, G., Gelly, S., Uszkoreit, J., and Houlsby, N. (2021). An image is worth 16x16 words: Transformers for image recognition at scale. In *International Conference on Learning Representations*.
- Fort, M. and Schwartz, J.-L. (2022). Resolving the bouba-kiki effect enigma by rooting iconic sound symbolism in physical properties of round and spiky objects. *Scientific reports*, 12(1):19172.
- Goyal, Y., Khot, T., Summers-Stay, D., Batra, D., and Parikh, D. (2017). Making the v in vqa matter: Elevating the role of image understanding in visual question answering. In *Proceedings of the IEEE conference on computer vision and pattern recognition*, pages 6904–6913.
- He, K., Zhang, X., Ren, S., and Sun, J. (2016). Deep residual learning for image recognition. In *2016 IEEE Conference on Computer Vision and Pattern Recognition (CVPR)*, pages 770–778.
- Hockett, C. F. (1960). The origin of speech. *Scientific American*, 203:88–96.
- Iida, H. and Funakura, H. (2024). Investigating iconicity in vision-and-language models: A case study of the bouba/kikieffect in japanese models. In *Proceedings of the 46th Annual Conference of the Cognitive Science Society*, volume 46.
- Imai, M. and Kita, S. (2014). The sound symbolism bootstrapping hypothesis for language acquisition and language evolution. *Philosophical transactions of the Royal Society B: Biological sciences*, 369(1651):20130298.
- Imai, M., Kita, S., Nagumo, M., and Okada, H. (2008). Sound symbolism facilitates early verb learning. *Cognition*, 109(1):54–65.
- Jabri, A., Joulin, A., and Van Der Maaten, L. (2016). Revisiting visual question answering baselines. In *European conference on computer vision*, pages 727–739. Springer.
- Jones, C. R., Bergen, B., and Trott, S. (2024). Do multimodal large language models and humans ground language similarly? *Computational Linguistics*, 50(3):1415–1440.
- Kamath, A., Hessel, J., and Chang, K.-W. (2023). What’s “up” with vision-language models? investigating their struggle with spatial reasoning. In Bouamor, H., Pino, J., and Bali, K., editors, *Proceedings of the 2023 Conference on Empirical Methods in Natural Language Processing*, pages 9161–9175, Singapore. Association for Computational Linguistics.
- Köhler, W. (1929). *Gestalt Psychology*. New York: Horace Liveright.
- Köhler, W. (1947). *Gestalt Psychology*. (2nd ed.) New York: Horace Liveright.

- Kouwenhoven, T., Verhoef, T., De Kleijn, R., and Raaijmakers, S. (2022). Emerging grounded shared vocabularies between human and machine, inspired by human language evolution. *Frontiers in Artificial Intelligence*, 5:886349.
- Li, J., Li, D., Savarese, S., and Hoi, S. (2023). Blip-2: bootstrapping language-image pre-training with frozen image encoders and large language models. In *Proceedings of the 40th International Conference on Machine Learning, ICML'23*. JMLR.org.
- Li, J., Li, D., Xiong, C., and Hoi, S. (2022). Blip: Bootstrapping language-image pre-training for unified vision-language understanding and generation. In *International conference on machine learning*, pages 12888–12900. PMLR.
- Liu, H., Li, C., Li, Y., and Lee, Y. J. (2024). Improved baselines with visual instruction tuning. In *Proceedings of the IEEE/CVF Conference on Computer Vision and Pattern Recognition (CVPR)*, pages 26296–26306.
- Liu, H., Li, C., Wu, Q., and Lee, Y. J. (2023). Visual instruction tuning. In Oh, A., Naumann, T., Globerson, A., Saenko, K., Hardt, M., and Levine, S., editors, *Advances in Neural Information Processing Systems*, volume 36, pages 34892–34916. Curran Associates, Inc.
- Loakman, T., Li, Y., and Lin, C. (2024). With ears to see and eyes to hear: Sound symbolism experiments with multimodal large language models. In Al-Onaizan, Y., Bansal, M., and Chen, Y.-N., editors, *Proceedings of the 2024 Conference on Empirical Methods in Natural Language Processing*, pages 2849–2867, Miami, Florida, USA. Association for Computational Linguistics.
- Mamooler, S. (2021). Clip explainability.
- Marklová, A., Milička, J., Ryvkin, L., L'udmila Lacková Bennet, and Kormaníková, L. (2025). Iconicity in large language models.
- Maurer, D., Pathman, T., and Mondloch, C. J. (2006a). The shape of boubas: Sound–shape correspondences in toddlers and adults. *Developmental science*, 9(3):316–322.
- Maurer, D., Pathman, T., and Mondloch, C. J. (2006b). The shape of boubas: Sound–shape correspondences in toddlers and adults. *Developmental science*, 9(3):316–322.
- Mitchell, M. and Krakauer, D. C. (2023). The debate over understanding in ai’s large language models. *Proceedings of the National Academy of Sciences*, 120(13):e2215907120.
- Nielsen, A. and Rendall, D. (2011). The sound of round: evaluating the sound-symbolic role of consonants in the classic takete-maluma phenomenon. *Canadian Journal of Experimental Psychology/Revue canadienne de psychologie expérimentale*, 65(2):115.
- Nielsen, A. and Rendall, D. (2012). The source and magnitude of sound-symbolic biases in processing artificial word material and their implications for language learning and transmission. *Language and cognition*, 4(2):115–125.
- Nielsen, A. and Rendall, D. (2013). Parsing the role of consonants versus vowels in the classic takete-maluma phenomenon. *Canadian Journal of Experimental Psychology/Revue canadienne de psychologie expérimentale*, 67(2):153.
- Perniss, P., Thompson, R., and Vigliocco, G. (2010). Iconicity as a general property of language: evidence from spoken and signed languages. *Frontiers in Psychology*, 1(227).
- Perry, L. K., Perlman, M., and Lupyan, G. (2015). Iconicity in english and spanish and its relation to lexical category and age of acquisition. *PloS one*, 10(9):e0137147.
- Perry, L. K., Perlman, M., Winter, B., Massaro, D. W., and Lupyan, G. (2018). Iconicity in the speech of children and adults. *Developmental Science*, 21(3):e12572.
- Pimentel, T., McCarthy, A. D., Blasi, D., Roark, B., and Cotterell, R. (2019). Meaning to form: Measuring systematicity as information. In Korhonen, A., Traum, D., and Màrquez, L., editors, *Proceedings of the 57th Annual Meeting of the Association for Computational Linguistics*, pages 1751–1764, Florence, Italy. Association for Computational Linguistics.

- R Core Team (2024). *R: A Language and Environment for Statistical Computing*. R Foundation for Statistical Computing, Vienna, Austria.
- Radford, A., Kim, J. W., Hallacy, C., Ramesh, A., Goh, G., Agarwal, S., Sastry, G., Askell, A., Mishkin, P., Clark, J., et al. (2021). Learning transferable visual models from natural language supervision. In *International conference on machine learning*, pages 8748–8763. PMLR.
- Ramachandran, V. S. and Hubbard, E. M. (2001). Synaesthesia—a window into perception, thought and language. *Journal of Consciousness Studies*, 8(12):3–34.
- Schwartz, R. and Stanovsky, G. (2022). On the limitations of dataset balancing: The lost battle against spurious correlations. In Carpuat, M., de Marneffe, M.-C., and Meza Ruiz, I. V., editors, *Findings of the Association for Computational Linguistics: NAACL 2022*, pages 2182–2194, Seattle, United States. Association for Computational Linguistics.
- Selvaraju, R. R., Cogswell, M., Das, A., Vedantam, R., Parikh, D., and Batra, D. (2020). Grad-cam: Visual explanations from deep networks via gradient-based localization. *Int. J. Comput. Vision*, 128(2):336–359.
- Shiono, D., Brassard, A., Ishizuki, Y., and Suzuki, J. (2025). Evaluating model alignment with human perception: A study on shitsukan in LLMs and LVLMS. In Rambow, O., Wanner, L., Apidianaki, M., Al-Khalifa, H., Eugenio, B. D., and Schockaert, S., editors, *Proceedings of the 31st International Conference on Computational Linguistics*, pages 11428–11444, Abu Dhabi, UAE. Association for Computational Linguistics.
- Tamariz, M., Roberts, S. G., Martínez, J. I., and Santiago, J. (2018). The interactive origin of iconicity. *Cognitive Science*, 42(1):334–349.
- Taubert, J., Apthorp, D., Aagten-Murphy, D., and Alais, D. (2011). The role of holistic processing in face perception: Evidence from the face inversion effect. *Vision Research*, 51:1273–1278.
- Thrush, T., Jiang, R., Bartolo, M., Singh, A., Williams, A., Kiela, D., and Ross, C. (2022). Winoground: Probing vision and language models for visio-linguistic compositionality. In *Proceedings of the IEEE/CVF Conference on Computer Vision and Pattern Recognition (CVPR)*, pages 5238–5248.
- Tseng, W.-C., Shih, Y.-J., Harwath, D., and Mooney, R. (2024). Measuring sound symbolism in audio-visual models. In *2024 IEEE Spoken Language Technology Workshop (SLT)*, pages 1165–1172.
- Turoman, N. and Styles, S. J. (2017). Glyph guessing for ‘oo’ and ‘ee’: Spatial frequency information in sound symbolic matching for ancient and unfamiliar scripts. *Royal Society open science*, 4(9):170882.
- Verhoef, T., Kirby, S., and De Boer, B. (2016a). Iconicity and the emergence of combinatorial structure in language. *Cognitive science*, 40(8):1969–1994.
- Verhoef, T., Roberts, S. G., and Dingemanse, M. (2015). Emergence of systematic iconicity: Transmission, interaction and analogy. In *Proceedings of the Annual Meeting of the Cognitive Science Society*, pages 2481–2486. Cognitive Science Society.
- Verhoef, T., Shahrasbi, K., and Kouwenhoven, T. (2024). What does kiki look like? cross-modal associations between speech sounds and visual shapes in vision-and-language models. In Kuribayashi, T., Rambelli, G., Takmaz, E., Wicke, P., and Oseki, Y., editors, *Proceedings of the Workshop on Cognitive Modeling and Computational Linguistics*, pages 199–213, Bangkok, Thailand. Association for Computational Linguistics.
- Verhoef, T., Walker, E., and Marghetis, T. (2016b). Cognitive biases and social coordination in the emergence of temporal language. In *Proceedings of the Annual Meeting of the Cognitive Science Society*, volume 38, pages 2615–2620.
- Westbury, C. (2005a). Implicit sound symbolism in lexical access: Evidence from an interference task. *Brain and language*, 93(1):10–19.

- Westbury, C. (2005b). Implicit sound symbolism in lexical access: Evidence from an interference task. *Brain and language*, 93(1):10–19.
- Wong, A. C.-N., Bukach, C. M., Yuen, C., Yang, L., Leung, S., and Greenspon, E. (2011). Holistic processing of words modulated by reading experience. *PLOS ONE*, 6(6):1–7.
- Zakka, K. (2021). A playground for clip-like models.
- Zhao, M., Bülthoff, H. H., and Bülthoff, I. (2016). Beyond faces and expertise: Facelike holistic processing of nonface objects in the absence of expertise. *Psychological Science*, 27(2):213–222. PMID: 26674129.

Prompt	Word type	Origin
<i>The label for this image is <label></i>	Noun	Verhoef et al. (2024)
<i>This is a <label></i>	Noun	new
<i>A drawing of a <label></i>	Noun	new
<i>This drawing is <label></i>	Adjective	new
<i>This thing is <label></i>	Adjective	Alper and Averbuch-Elor (2023)
<i>A <label> object</i>	Adjective	Alper and Averbuch-Elor (2023)
<i>A picture of a <label> object</i>	Adjective	Alper and Averbuch-Elor (2023)
<i><label></i>	Noun	Alper and Averbuch-Elor (2023)
<i>This looks like a <label></i>	Noun	new
<i>This is very <label></i>	Adjective	new

Table 1: Different linguistic inputs are used to test our models for cross-modal associations.

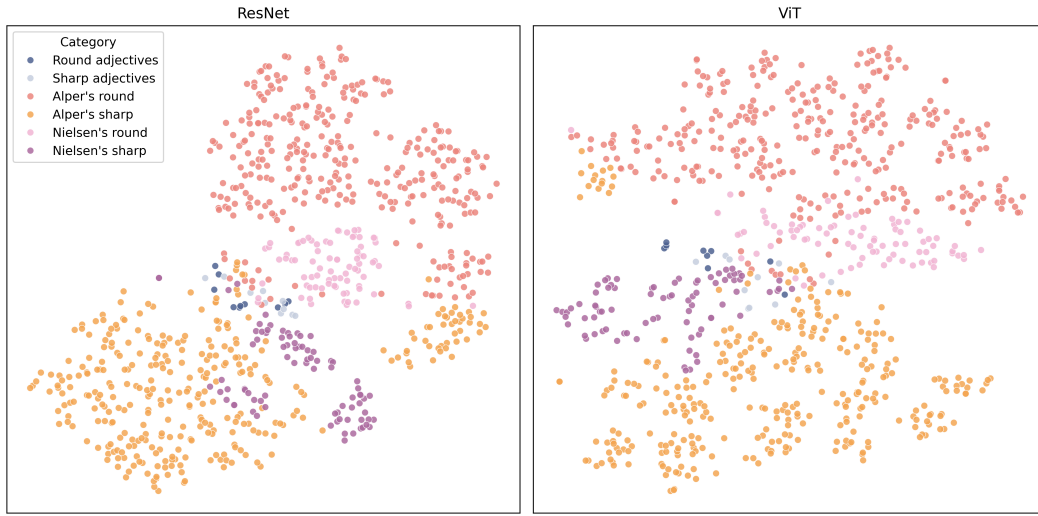


Figure 5: t-SNE plot showing how the language models of different CLIP variants interpret labels from different categories. The colour shades indicate which word type a label in a category belongs to. In order to correctly match labels to images with shape-specific features, a model must be able to discriminate word types between labels of the same category. This is clearly possible. This plot shows the embeddings for the prompt: *The label for this image is <label>*. Different plots result in similar distributions.

A Linguistic inputs

The experimental inputs are tested across ten different prompts to assess robustness. They originate from earlier investigations Alper and Averbuch-Elor (2023); Verhoef et al. (2024) and are extended with additional prompts such that the *label* occurs equally frequently as a noun and adjective (Table 1).

A.1 Textual embeddings

To make correct associations, the models must at the minimum be able to disambiguate labels (real and non-words) from each other. If they fail to do so, it is presumably also impossible to link certain words, and their linguistic features, to shape-specific features. Figure 5 displays a t-SNE visualisation of the models’ embeddings and reveals that they, in principle, should be able to disambiguate labels from different categories within a word type.

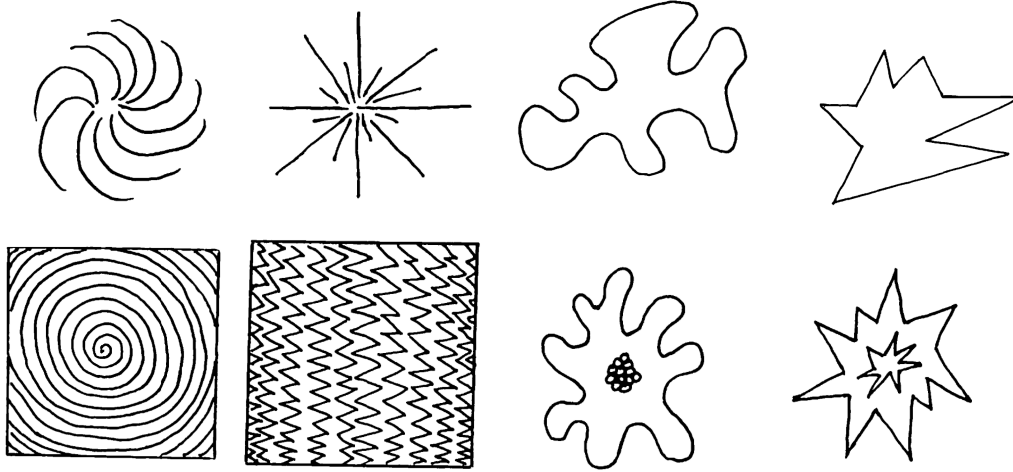


Figure 6: Image pairs from (Maurer et al., 2006b)




Figure 7: Image pairs from (Westbury, 2005a)

B Visual inputs

The full set of images with visual shapes that were used in the experiments. Besides the original image pair from Köhler (1929, 1947), we used four image pairs from Maurer et al. (2006b), displayed in Figure 6, four from (Westbury, 2005a, ; Figure 7), and eight generated pairs following the method described by Nielsen and Rendall (2013) and used in (Verhoef et al., 2024, ; Figure 8;). For each image pair, the Curved version is displayed on the left and the Jagged version on the right.

B.1 Visual embeddings

Similar to the textual embeddings presented before, Figure 9 displays a t-SNE visualisation of the models’ visual embeddings. It is visible that the models should, in principle, be able to disambiguate our target images based on their condition, even when they only differ in how the randomly distributed points are connected.

C Unique labels

To test whether the models in the first experiment (section 4) change their predictions according to a set of images, we report the ratio of unique labels in Table 2. In this case, we are not interested in the question of whether the models are making a prediction that aligns with a bouba-kiki effect, but are simply interested in the diversity in predictions. We calculate the ratio of unique labels for each word type across all images and the ten prompts. These ratios should, in a scenario where




Figure 8: Newly generated image pairs

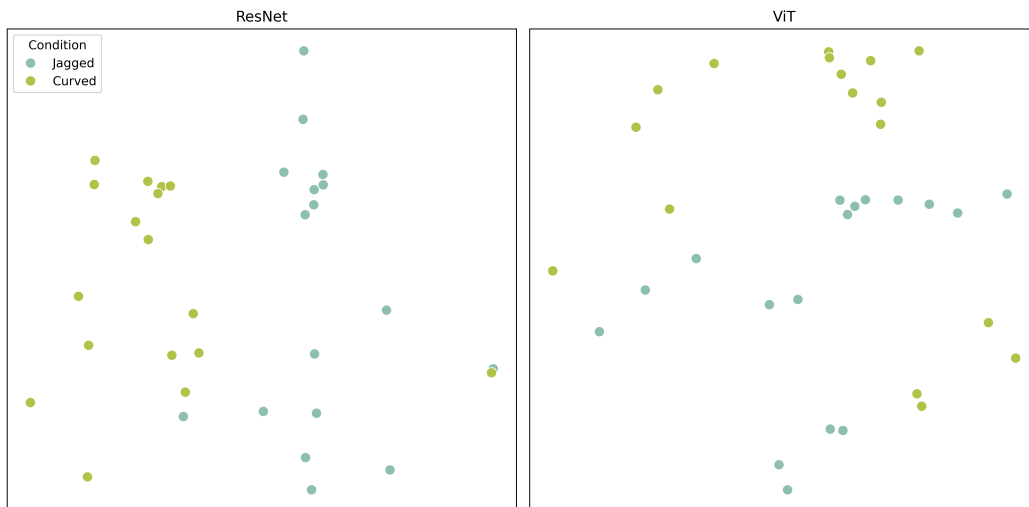


Figure 9: t-SNE plot showing how the vision models of different CLIP variants interpret images from conditions. The colour shades indicate which image condition an image belongs to. In order to correctly match labels to an image, a model must be able to discriminate the images based on their shape. This is clearly possible.

Model	Word type	Ratio
ResNet	Initial words	.667
ResNet	English adjectives	.283
ResNet	Nielsen et al.	.328
ResNet	Alper et al.	.436
ViT	Initial words	.792
ViT	English adjectives	.325
ViT	Nielsen et al.	.333
ViT	Alper et al.	.466

Table 2: The average ratio of unique labels chosen for each image (n=34) across different prompts (n=10) in different label sets. The latter means that we divide the unique labels by the length of the set of possible labels to gauge diversity. A high ratio means that the corresponding model chose different labels for different images.

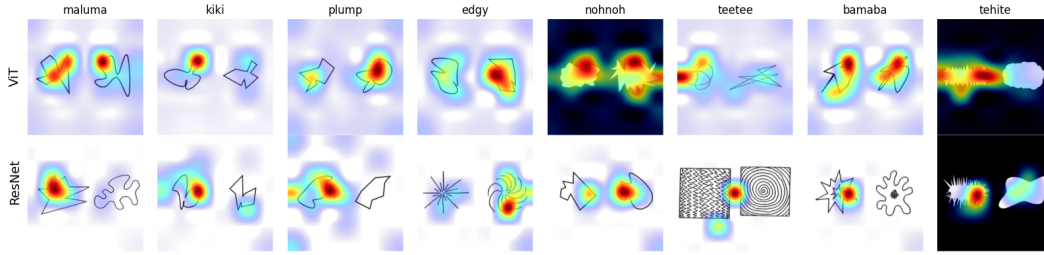


Figure 10: Visualising the attention pattern for the text prompt: "The label for this image is <label>" in the both models.

cross-modal associations are present, be high and the number of correct trials as seen in Figure 2 would be above chance. However, it is clear that the models somewhat change their predictions when they are conditioned on different images but largely *collapse* onto the same labels for different images. Given that responses are only counted as congruent when both predictions (i.e. the prediction for a jagged and curved shape) must be correct, this explains why we find that both models perform at chance levels.

D Grad-Cam visualisation and consistency

Figure 10 provides example visualisations of the attention patterns for different randomly selected image pairs and randomly selected labels across both models. Here, we sampled different image pairs for the models as to give a complete view of the images used. The pseudowords are consistent for the columns. The images reveal that models mostly attend to the centres of shapes and/or focus on non-informative background areas. The latter is also described by Darcet et al. (2024). Although this is a small sample, it is clear that the target labels do not steer models towards shape-specific features.

D.1 Prediction consistency

To test whether the models in the second experiment (section 5) change their predictions resulting from different shape positions, we report the ratio of consistency in 3. In this case, we are not interested in the question of whether the models are making a prediction that aligns with a bouba-kiki effect, but are simply interested in the consistency of predictions. Both models are rather consistent in the mappings they make between labels and shapes.

Model	Word type	Ratio
ResNet	Initial words	.799
ResNet	English adjectives	.761
ResNet	Nielsen et al.	.758
ResNet	Alper et al.	.765
ViT	Initial words	.723
ViT	English adjectives	.749
ViT	Nielsen et al.	.722
ViT	Alper et al.	.739

Table 3: The ratio of consistently attending to the same shape in a different position when presented with the same label. Values are averages across image pairs, prompts, and labels. A high ratio means that the corresponding model consistently focuses on the same shape, even when the location is in a different position.