

IGD: Instructional Graphic Design with Multimodal Layer Generation

Yadong Qu^{1*}, Shancheng Fang^{2†}, Yuxin Wang²,
Xiaorui Wang², Zhineng Chen³, Hongtao Xie¹, Yongdong Zhang¹
¹University of Science and Technology of China ²YuanShi Technology
³Institute of Trustworthy Embodied AI, Fudan University

qqqyd@mail.ustc.edu.cn, {fangsc, wangyx58, htxie, zhyd73}@ustc.edu.cn, harrywxr@outlook.com

Abstract

Graphic design visually conveys information and data by creating and combining text, images and graphics. Two-stage methods that rely primarily on layout generation lack creativity and intelligence, making graphic design still labor-intensive. Existing diffusion-based methods generate non-editable graphic design files at image level with poor legibility in visual text rendering, which prevents them from achieving satisfactory and practical automated graphic design. In this paper, we propose Instructional Graphic Designer (IGD) to swiftly generate multimodal layers with editable flexibility with only natural language instructions. IGD adopts a new paradigm that leverages parametric rendering and image asset generation. First, we develop a design platform and establish a standardized format for multi-scenario design files, thus laying the foundation for scaling up data. Second, IGD utilizes the multimodal understanding and reasoning capabilities of MLLM to accomplish attribute prediction, sequencing and layout of layers. It also employs a diffusion model to generate image content for assets. By enabling end-to-end training, IGD architecturally supports scalability and extensibility in complex graphic design tasks. The superior experimental results demonstrate that IGD offers a new solution for graphic design.

1. Introduction

With the rapid advancements of deep learning technology and computational power, scaling laws have driven revolutionary success in recent years. In natural language processing tasks, large language models (LLMs) [3, 6, 12, 39] have demonstrated remarkable capabilities, while diffusion models [9, 20, 33, 34, 40] have also achieved impressive results in text-to-image generation, making previously challenging tasks achievable. This success owes much to scaling laws.

*Work done during the internship at YuanShi Technology.

†Corresponding author.



Figure 1. Method comparison. Diffusion models struggle with legible text and lack editing flexibility. Layout generation requires pre-designed elements, limiting creativity. IGD generates layered content and layouts solely from instructions.

Graphic design, as a fundamental task in conveying visual and textual information, traditionally requires substantial expertise and human effort to create aesthetically pleasing works. However, there is no sufficiently intelligent and effective methods in this multimodal scenario to create layer editable graphic design files based on instructions.

Previous methods attempted to achieve it in a straightfor-

ward way using two separated stages. In the first stage, all required text, image and graphic assets are obtained by any means, such as human selection, retrieval. Subsequently, layout generation methods [11, 17, 47, 54] are used to predict the position and size of all assets in image form, creating an aesthetically pleasing visual layout. However, they are subject to some limitations due to the requirement of predefined elements. On the one hand, users are responsible for collecting or designing all elements. The lack of model creativity demands a considerable amount of expertise and manual effort, detracting from the automation. On the other hand, predetermined design elements can constrain the typographic layout potential of the design. Discordant visual elements provided by inexperienced users can make the overall visual presentation lack aesthetic appeal.

Another feasible approach is to use text-to-image diffusion models [10, 26, 40, 48], which can follow instructions and complete the task in a single stage. However, they still face substantial challenges: 1) Poor text rendering: The generated text often exhibits errors, omissions, or extraneous characters. This issue is particularly pronounced with small or dense text, where readability is severely compromised. 2) Limited flexibility: graphic design files are generated as flat images, making them non-editable and restricting users from customizing or refining the elements. 3) High threshold for use: Diffusion models demand detailed prompts for satisfactory results and different models respond variably to prompts, increasing complexity for users, especially novices, thus limiting their practical applicability. These challenges highlight the need for more user-friendly and adaptable solutions.

To improve the legibility of visual text while making the model intelligent enough to follow instructions and generate interactively editable graphic design files, we propose **Instructional Graphic Designer**. IGD is expected to acquire knowledge from massive data and generate multimodal layers in a single stage, including text, image and graphic layers. On the data aspect, we develop a design platform based on Penpot¹ to achieve rendering and interactive editing of multimodal layers. Specifically, a standardized format is established that allows graphic design files from various sources to be converted into a uniform format, thus enabling IGD to accomplish multi-scenario graphic design. On the model aspect, unlike prior approaches that primarily rely on diffusion models for graphic design, we adopt a parameter-prediction and rendering strategy. Specifically, we construct a multimodal comprehension and creation model by integrating the multimodal large language model (MLLM) with diffusion model to adapt to multimodal layers. The MLLM is adept at incorporating diverse data modalities and can effectively handle attribute prediction, sequencing, and arrange of layers with its extensive prior knowledge,

multimodal understanding, and logical reasoning capabilities. Meanwhile, the diffusion model creatively generates image content, completing the visual elements of the design. The two work in synergy, optimized through end-to-end training, ensuring the generated image aligns harmoniously with other layers. Both the MLLM and diffusion models are highly scalable, and with our standardized data processing, the entire pipeline is optimized for scalability.

Compared to layout generation methods, IGD enables instruction-guided graphic design generation with creativity. By accomplishing both asset creation and layout arrangement within a single model, it not only significantly reduces workload but also enhances harmony between multimodal layers. Compared to diffusion-based methods, IGD avoids issues with unclear and illegible visual text and provides attribute-level editing flexibility, which greatly improves practicality and offers designers an inspiring tool to facilitate their creative process. IGD is the first universal graphic design model to generate editable multimodal layers. Overall, our contributions are summarized as follows:

- Based on the Penpot platform, we propose the standardized format of multi-scenario graphic design files, thereby providing a solid foundation for data scaling and a multi-purpose universal graphic design method.
- The model adopts a composite structure of MLLM and diffusion model, supporting instruction based multimodal layer generation through data-driven end-to-end training.
- Qualitative and quantitative experimental results indicate that IGD can effectively generate multi-scenario graphic design files while maintaining the coherence and editability across all multimodal layers, offering a new and more versatile solution for graphic design.

2. Related Work

2.1. Multimodal Large Language Model

In recent years, researchers have achieved remarkable progress in large language models (LLMs) [3, 6, 12, 39], pushing natural language processing performance to new heights across various tasks. By mapping the visual features extracted from the foundational vision model into the semantic space of LLMs, visual language models [2, 4, 7, 23, 49, 55] effectively integrate visual and language representations and achieve multimodal understanding. Furthermore, researchers have explored general MLLMs, which are designed to possess both multimodal understanding and creation capabilities. Some approaches [18, 38, 43–45] employ a VQ tokenizer [41] to convert images into discrete tokens, integrating visual information by extending the vocabulary of LLMs. Other methods [13, 19, 37, 53] operate on the continuous features of images, generating high-quality images by regressing image output features or applying end-to-end image-level supervision.

¹<https://github.com/penpot/penpot>

2.2. Graphic Layout Generation

Several methods have been explored for the layout generation task in two-stage graphic design. CGL-GAN [54] and Autoposter [24] use transformer models to generate layouts by understanding the semantic information of images and considering the spatial relationships between elements. Thanks to the logical reasoning capabilities of MLLMs, LayoutGPT [17] guides the LLM to output layout information in the desired format through carefully designed structured prompts. PosterLLaVa [47] employs MLLM to accomplish layout generation while meeting additional user requirements. Graphist [11], based on traditional layout generation, introduces the hierarchical layout generation task, achieving reasonable layouts when the elements are input in an unordered manner. However, these methods lack the ability to create assets, requiring all multimodal layers to be pre-designed, which greatly increases labor costs and usage complexity. Additionally, pre-designed assets also constraint the potential visual performance of the design image.

2.3. Visual Text Generation

Diffusion models [20, 33, 36, 51] are a class of generative models that create data by iteratively refining noise through a denoising process. However, visual text generated by diffusion models often contains errors, omissions, or distorted characters. To address this issue, some methods [8, 25, 34] find that using T5-based text encoders [32] can effectively improve the quality of visual text rendering. On the other hand, ControlNet-based methods [26, 27, 40, 48, 50, 51] leverage glyph images of the target text presented in a standard font as conditions, significantly enhancing the quality of visual text rendering. However, these methods still perform poorly in cases involving small or dense text, leading to generated text that is difficult for humans to read or unidentifiable by text recognition models [14, 15, 30, 52]. Moreover, they are not applicable to other scenarios such as slide generation. COLE [22] generates background and foreground images separately using diffusion models, and then employs a large language model to predict text attributes. Although COLE can intelligently follow instructions, it imposes significant restrictions on the design flexibility, such as only including the two images located at the bottom layers and offering limited display effects. In contrast, our method represents a more general, flexible, and practical design pipeline that is closer to practical applications.

3. Methodology

3.1. Data Perspective

3.1.1. Standardized Format

Diffusion methods rely on data composed of text-image pairs, while layout generation methods use data in which

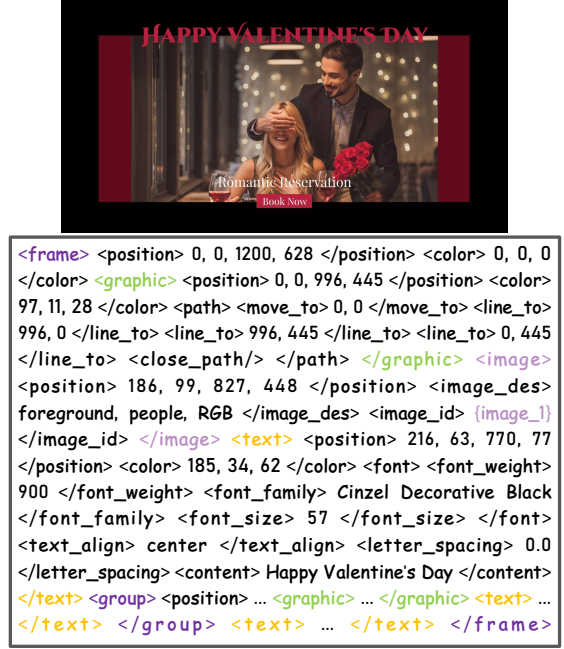


Figure 2. An example of representing a design file in the standardized format.

all layers are presented as images, containing only limited attribute information. The absence of key attributes makes it difficult to serve IGD. Graphic design files consist of a series of multimodal layers combined according to their relative positions and stacking order. Due to the interwoven nature of multimodal data and structural variations across different design file types, we adopt Penpot, the largest open-source design platform, for comprehensive data collection, storage and annotation. It plays a crucial role in real-time rendering, providing editing flexibility and enabling data scalability. As shown in Fig. 2, multimodal layers are categorized into frame, group, graphic, text and image. To unify these multimodal layers, we convert each layer type into a standardized sequence of special tokens and text (detailed attributes of each layer type are described in the supplementary materials). This LLM-friendly standardization enables a consistent representation of graphic design files across different scenarios, laying the foundation for data scalability and equipping the model with the ability to generate design files across diverse contexts.

3.1.2. Data Augmentation

Given that the graphic design data contains attribute information, we employ random and semantic data augmentation methods to increase diversity. Due to the layout constraints of design files, variations in the character number of text layers can significantly impact visual integrity and compromise data quality. Therefore, we maintain strict consistency

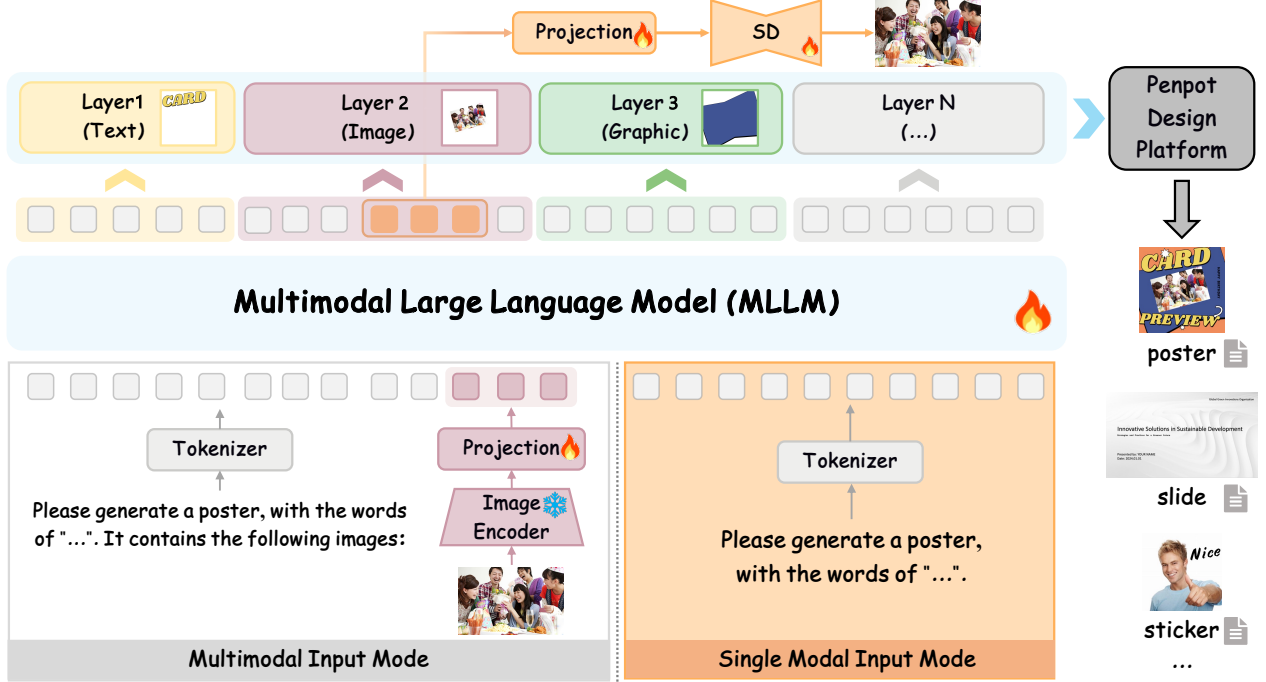


Figure 3. The pipeline of IGD. IGD generates standardized format strings according to instructions to achieve multi-scenario graphic design. In multimodal input mode, IGD receives input from both language and visual modalities to predict elements in language modality. In single modal input mode, IGD only accepts instructions from language and outputs elements from both language and visual modalities.

in character length for text layers after augmentation.

For random data augmentation, we replace Chinese characters with random characters and English words with random words with the same length to maintain visual uniformity. For semantic augmentation, we use Qwen2.5 [46] to generate contextually coherent text, which can retain semantic relevance while introducing unique content.

3.1.3. Image Processing

In graphic designs, simple images such as solid color backgrounds often appear, which allows us to represent these images efficiently. First, we use the k-means clustering method to select the dominant colors to capture its primary color palette. Based on the Potrace algorithm [35], we transform each dominant color region into a vector path. Combine all the different color paths together into a unified SVG file that captures the color structure. This process achieves scalable and compact representation of simple design elements. Furthermore, for elements that have not been converted to SVG, we use Qwen2-VL [42] to generate a short descriptive tag, which provides contextual information about the design element and enhances controllability.

3.2. Model Perspective

3.2.1. Overview

As shown in Fig. 3, IGD supports both multimodal and single modal input mode. Based on the instruction, the model

predicts the sequencing order and attributes of each multimodal layer. The standardized string for each generated layer is then sent to Penpot for rendering, resulting in a complete design file. Given that various types of design files share a unified structured format, IGD is broadly applicable across different design scenarios.

3.2.2. Multi-modal Comprehension and Creation

As shown in Fig. 4, to enable the synergy between understanding and creation abilities, IGD combines the MLLM \mathcal{F} and diffusion model \mathcal{H} . Specifically, LLM adopts Qwen2.5 [46] and the diffusion model uses Stable Diffusion (SD) [33]. The features input into SD first go through a simple linear layer \mathcal{L}_{gen} . The visual encoder \mathcal{G} incorporates pretrained CLIP [31] visual encoder ViT-L/14, followed by a linear layer \mathcal{L}_{com} .

The primary goal of IGD is to ensure that design files accurately present the specified text or image content as instructed while enhancing visual appeal. Therefore, we divide IGD into multimodal and single modal input mode. In multimodal input mode, users are expected to provide text and image content and the model only outputs text-based elements. Specifically, input text is tokenized and image content is converted into visual embeddings via the visual encoder \mathcal{G} and the projection layer \mathcal{L}_{com} . LLM then autoregressively predicts standardized design text outputs. In single modal input mode, users specify only the text content

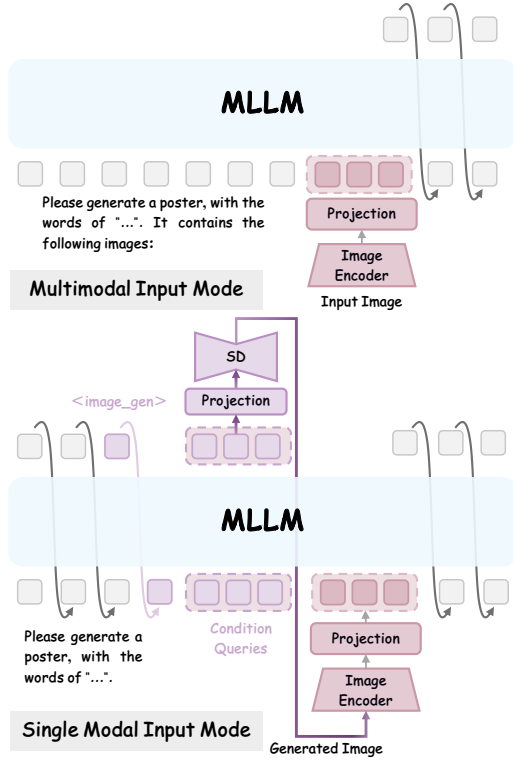


Figure 4. Processes in multimodal and single modal input modes.

and the model generates corresponding images and graphics to achieve a cohesive visual result. In this mode, the model first autoregressively generates textual content until it encounters `<image_gen>`, at which point it pauses the autoregressive process. A set of learnable condition queries are attached to the input to generate embeddings, which is then fed into SD as the conditions for image creation. The generated image is then appended to the input, allowing the model to continue autoregressively predicting subsequent elements.

3.2.3. Bucket Strategy

Due to the significant scale variation and aspect ratio changes in graphic design images, and inspired by existing methods [28, 29], we categorize the images into a series of pre-defined buckets based on their width and height. All images within a batch belong to the same bucket, enabling the model to generate images with multiple scales and aspect ratios. When generating an image during the inference process, the appropriate bucket is selected based on the width and height of the image layer predicted by the LLM. The image generation process is then completed using the properties defined within the selected bucket.

3.2.4. Training Stage

IGD adopts an end-to-end training process, including cross entropy loss for text and diffusion loss for images. The

LLM \mathcal{F} and two projection layers \mathcal{L}_{gen} and \mathcal{L}_{com} follow the DreamLLM [13] training process to obtain general understanding and creation capabilities. The further instruction fine-tuning process can be divided into two stages.

Stage 1: Augmented pre-train. Pre-trained LLM only has the ability to understand and reason logically in natural language and cannot be directly used for generating standardized strings in IGD. We use the random augmented data stated in Sec. 3.1.2 to inject graphic design related reasoning ability and basic layout skills into the model. Additionally, we employ semantically augmented data to endow the model with the ability to layout and determine the layer order based on semantics. Since these augmented text contents may lack overall semantic relevance to image layers, we adopt the multimodal input mode to enable the model to infer preliminary layout based on text length and to follow instruction-specified content requirements. At this stage, we train only LLM \mathcal{F} and projection layer \mathcal{L}_{com} .

Stage 2: End-to-end fine-tuning. After the LLM gains the ability to predict layer attributes and layout, we perform collaboratively training on the LLM, SD, and two projection layers using the source data. The single modal input mode and multimodal input mode are adopted to train separately for different tasks.

3.3. Discussion

Why convert simple images to SVG? Unlike images in typical text-to-image tasks, which carry complete semantics and distinct object targets, graphic design images are often composed of solid colors or simple abstract patterns, generally lacking meaningful semantic content. On the one hand, using image generation methods for these simple graphics significantly increases model complexity and thus reduces the learning efficiency. Converting these simple images to SVG requires only a small number of text tokens, effectively representing them without inflating token number or introducing another modality. On the other hand, due to the large volume and similar pattern of simple images, the data exhibits a long-tail distribution. During training, the model tends to favor simple colors and patterns, which may result in ignoring complex details and weakening the learning of primary content targets.

Why perform end-to-end training for LLM and SD? Using the LLM to generate natural language descriptions and feeding them directly into SD has the following limitations: 1) Constraints of natural language descriptions. Natural language alone struggles to capture the fine details of an image, often leading to subjective and potentially biased descriptions, which can introduce ambiguity and imprecision in representing fine-grained visual characteristics. 2) Lack of inter-layer correlation. When generating images, the model needs to account for the spatial relationships and stylistic coherence between layers. Since the image generation su-

Language	Method	Follow Instructions	Editability	Creativity	Quality	Harmony	Accuracy	Layout	Innovation
Chinese	SD3.5 [16]	✓	✗	✓	55.4	75.6	39.0	59.6	58.0
	DALL-E3 [9]	✓	✗	✓	81.8	95.4	<u>55.0</u>	85.2	86.8
	AnyText [40]	✓	✗	✓	49.4	61.2	46.8	49.8	47.4
	CanvaGPT* [1]	✗	✓	✗	75.4	<u>87.6</u>	35.6	<u>71.0</u>	56.8
	OpenCOLE [21]	✓	✓	✓	56.0	81.4	33.6	57.8	63.0
	IGD	✓	✓	✓	<u>79.8</u>	82.6	88.4	71.4	<u>65.8</u>
English	SD3.5 [16]	✓	✗	✓	58.2	77.8	38.6	62.6	57.4
	DALL-E3 [9]	✓	✗	✓	<u>81.0</u>	96.2	52.8	82.4	88.6
	AnyText [40]	✓	✗	✓	37.6	54.2	30.2	37.2	42.2
	CanvaGPT* [1]	✗	✓	✗	76.8	86.4	54.0	70.8	59.6
	OpenCOLE [21]	✓	✓	✓	70.4	85.2	<u>65.6</u>	62.2	66.0
	IGD	✓	✓	✓	81.2	<u>88.8</u>	81.4	<u>72.0</u>	<u>68.2</u>
Training Samples		-	-	-	88.8	89.2	93.6	82.6	70.4

Table 1. GPT evaluation scores. “Follow Instruction” indicates whether the text is consistent with the information intended to be conveyed. “Editability” means whether design files allow for editing. “Creativity” reflects the capability for diverse content generation. Due to CanvaGPT not providing an API, we manually generate 100 evaluation samples. We also take 1k training samples for the GPT evaluation.

Method	Char-P \uparrow	Char-R \uparrow	Char-F \uparrow	R_{ali} \downarrow	R_{ove} \downarrow	R_{com} \downarrow	FID \downarrow
SD3.5 [16]	70.55	77.43	73.83	-	-	-	107.42
DALL-E3 [9]	37.08	50.64	42.81	-	-	-	159.37
AnyText [40]	83.33	38.04	52.23	-	-	-	240.36
OpenCOLE [21]	58.21	59.31	58.76	0.1941	0.0347	25.18	122.20
IGD	94.35	80.41	86.83	0.0541	0.0245	21.53	56.35
OpenCOLE † [21]	69.46	85.42	76.62	-	-	-	-
IGD †	98.19	96.60	97.39	-	-	-	-

Table 2. More metrics with English user inputs. \dagger indicates the calculation of text accuracy using predicted text layer raw typographic information, i.e. before rendering into an image.

pervision cannot feed back into the LLM, relying solely on natural language fails to convey essential inter-layer relationships, reducing overall consistency across layers. 3) Inability to conduct end-to-end training. All images in graphic design files require additional captions to separately train both models, which not only adds inconvenience but also introduce potential gaps in image captioning.

4. Experiments

4.1. Datasets and Evaluation Metrics

We collected 90k training samples, including free data from the Internet and paid data. 1k each of English and Chinese user inputs are prepared for evaluation. We utilized GPT-4o for evaluation across five dimensions: Quality, Harmony, Accuracy, Layout and Innovation. We also evaluate text accuracy by calculating character-level precision, recall, and f-measure from OCR results. For graphic metrics, we adopt R_{ali} , R_{ove} [5], and R_{com} [54] to evaluate the alignment between multimodal layers, overlap between text layers, and the gradient of pixels in the text layer regions. For more details, please refer to the supplementary materials.

4.2. Comparison with Existing Methods

Tab. 1 and Fig. 5 show the qualitative and quantitative comparison results between IGD and existing methods. As the diffusion-based methods [9, 16, 40] generate design images as a whole, they exhibit strong harmony. However, they are limited to image-level generation and cannot accommodate diverse graphic design types. Visual text generated using diffusion models also suffers from repetition, omission, distortion, and spelling errors. Additionally, due to the methodological characteristics, the generated images lack interactive flexibility, making these methods difficult to apply in practical scenarios. CanvaGPT [1] performs well in terms of layer consistency and typography, benefiting from its combination of GPT and well-designed templates. However, the quantity and quality of these templates greatly limit their performance. When confronted with diverse and personalized instructions, the generated design files diverge substantially from the information intended to convey, thus compromising the accuracy and effectiveness of the message. OpenCOLE [21] possesses various basic capabilities, but it only supports generating a single background image and can only predict text layers with a few attributes. OpenCOLE does not support Chinese rendering and is limited in handling multi-scene, multi-resolution design images. In comparison, IGD offers stronger versatility, supporting both Chinese and English. Additionally, due to the end-to-end optimization process, IGD generates more consistent and holistic design images. IGD retains the creativity of the diffusion model while adapting to various types of graphic design scenarios, benefiting from the paradigm of parameter prediction and rendering.

The OCR results in Tab. 2 further confirm that IGD maintains high accuracy in rendered text (86.83% vs 73.83% for SD3.5 [16]). Due to potential layer overlaps

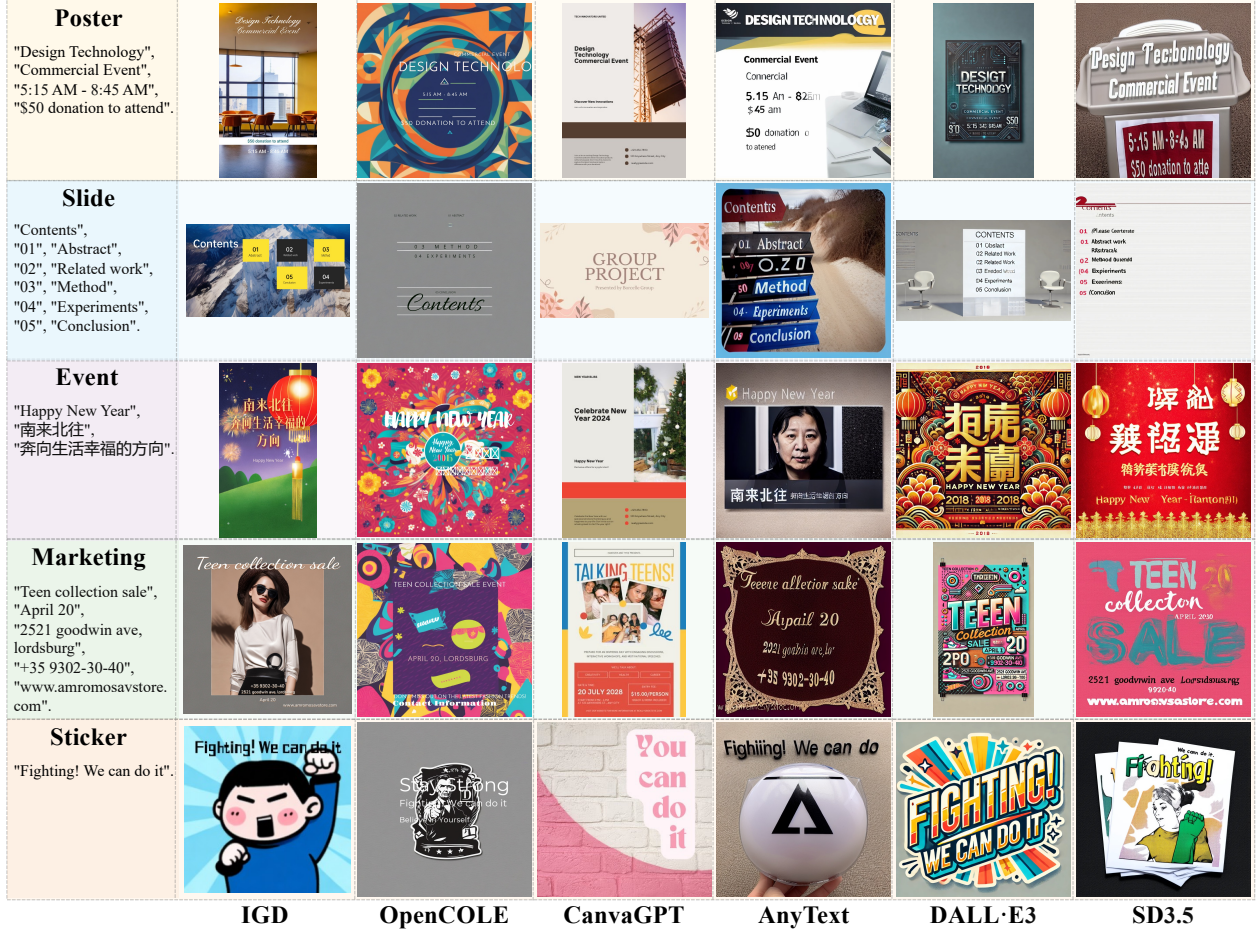


Figure 5. Comparison with the state-of-the-art methods. IGD effectively adheres to instructions by presenting the intended content and generating corresponding types of graphic design files. While maintaining creativity, it also provides editorial flexibility through the generation of graphic layers. Zoom in for a better view.

during rendering and limitations of the OCR model, the F-measure of text before rendering is 20.77% higher than OpenCOLE. For graphic metrics, a lower R_{ali} indicates that IGD performs better in layer alignment, while the overlap R_{ove} between text layers and the gradient R_{com} within text layers demonstrate that IGD generates text with less interference, resulting in higher readability. The FID metric for IGD is far superior to the other methods (56.35 vs 107.42 for SD3.5). It is worth noting that the Inception model is trained on generic datasets rather than design-specific datasets. As a result, the extracted feature may not fully capture the unique characteristics of the design graphic.

4.3. Ablation Study

We conduct several ablation experiments to verify the impact of critical components on model performance. For data augmentation, omitting the augmented pre-training in stage 1 leads to a decline in layout performance and overall image harmony. Although the augmented data lacks semantic

coherence or association with other multimodal layers, they enable the model to have reasoning capabilities related to graphic design and determine the layout according to the text length and basic semantics, thereby enhancing holistic performance. Regarding image processing, converting solid-color and simple abstract pattern images into SVG format for parametric generation reduces training complexity. The model trained without such conversion tend to generate simple and flat images that lack clear semantics and primary objects. The foundational reasoning capability of LLM is also significant. Substituting Vicuna for Qwen2.5 leads to a decline in layout arrangement ability, subsequently impairing aesthetic quality and text readability in design images. Finally, integrating LLM and SD in an end-to-end training process improves spatial relationships and stylistic consistency across multimodal layers, ensuring harmonious compositions. Freezing SD parameters during training slightly compromises overall performance but achieves marginally better results in layer alignment and overlap. See the sup-



Figure 6. Several samples to demonstrate the characteristics of IGD.

plementary materials for details.

4.4. Characteristic Analysis

Large Paragraphs of Text Fig. 6(a) illustrates the ability to generate layouts for paragraph text and dense text. The results show that IGD exhibits strong typographic capabilities across various text types. Owing to the attribute prediction and parameter rendering paradigm, all text within graphic design images is clear and legible. Furthermore, IGD demonstrates robust instruction adherence, accurately conveying the intended information even with extensive text content, validating its effectiveness and practicality.

Diversity Creativity and diversity in graphic design are crucial elements. Fig. 6(b) show multiple randomly generated results based on the same input instructions, demonstrating that IGD achieves notable diversity in visual elements, layout structures, and design styles. This versatility provides users with insightful ideas and inspiration for their projects.

Controllability of Image Generation When IGD stops at `<image_gen>` to generate the subsequent image, we modify the description tag of the previous image in `<image_des>`, which is stated in Sec. 3.1.3. As shown in Fig. 6(c), IGD shows promising controllability when we force the description of the foreground image from *object* to *person* and *landscape*.

Conditional Generation Capacity As illustrated in Fig. 6(d), when a model trained in the single modal input

mode is provided with both text and image content for inference, it exhibits a strong ability to imitate the input image style. We attribute this to the training procedure of the single modal input mode, which also incorporates multimodal understanding, and the inter-layer consistency across multimodal layers brought by the end-to-end synergistic training of LLM and SD. It demonstrates that IGD can effectively capture and perceive preceding multimodal information.

5. Conclusion

We investigate the primary challenges in graphic design and take a further step towards automated graphic design. On the data aspect, we develop the Penpot design platform and establish a standardized format, achieving unified representation of graphic design files across multiple scenarios, thereby laying the foundation for scalable data. On the model aspect, we propose the Instructional Graphic Designer based on the unified framework for multimodal understanding and creation. Compared to existing methods, IGD effectively follows instructional requirements and accurately conveys the intended information and data with satisfactory layouts. Benefiting from the development of the Penpot design platform and multimodal layer elements, the generated design files offer flexibility for interactive editing. In quantitative metrics and qualitative analyses, IGD demonstrates superior performance and great potential, providing a new solution for fully automated graphic design.

Acknowledgments

This work is supported by the the National Nature Science Foundation of China (62425114, 62121002, U23B2028, 62232006). We acknowledge the support of GPU cluster built by MCC Lab of Information Science and Technology Institution, USTC. We also thank the USTC supercomputing center for providing computational resources.

References

- [1] Canva - effortlessly design anything: presentations, logos, social media posts and more. 6
- [2] Gpt-4v(ision) system card. 2023. 2
- [3] Josh Achiam, Steven Adler, Sandhini Agarwal, Lama Ahmad, Ilge Akkaya, Florencia Leoni Aleman, Diogo Almeida, Janko Altenschmidt, Sam Altman, Shyamal Anadkat, et al. Gpt-4 technical report. *arXiv preprint arXiv:2303.08774*, 2023. 1, 2
- [4] Jean-Baptiste Alayrac, Jeff Donahue, Pauline Luc, Antoine Miech, Iain Barr, Yana Hasson, Karel Lenc, Arthur Mensch, Katherine Millican, Malcolm Reynolds, et al. Flamingo: a visual language model for few-shot learning. *Advances in neural information processing systems*, 35:23716–23736, 2022. 2
- [5] Diego Martin Arroyo, Janis Postels, and Federico Tombari. Variational transformer networks for layout generation. In *Proceedings of the IEEE/CVF Conference on Computer Vision and Pattern Recognition*, pages 13642–13652, 2021. 6
- [6] Jinze Bai, Shuai Bai, Yunfei Chu, Zeyu Cui, Kai Dang, Xiaodong Deng, Yang Fan, Wenbin Ge, Yu Han, Fei Huang, et al. Qwen technical report. *arXiv preprint arXiv:2309.16609*, 2023. 1, 2
- [7] Jinze Bai, Shuai Bai, Shusheng Yang, Shijie Wang, Sinan Tan, Peng Wang, Junyang Lin, Chang Zhou, and Jingren Zhou. Qwen-vl: A frontier large vision-language model with versatile abilities. *arXiv preprint arXiv:2308.12966*, 2023. 2
- [8] Yogesh Balaji, Seungjun Nah, Xun Huang, Arash Vahdat, Jiaming Song, Qinsheng Zhang, Karsten Kreis, Miika Aittala, Timo Aila, Samuli Laine, et al. ediff-i: Text-to-image diffusion models with an ensemble of expert denoisers. *arXiv preprint arXiv:2211.01324*, 2022. 3
- [9] James Betker, Gabriel Goh, Li Jing, Tim Brooks, Jianfeng Wang, Linjie Li, Long Ouyang, Juntang Zhuang, Joyce Lee, Yufei Guo, et al. Improving image generation with better captions. *Computer Science*. <https://cdn.openai.com/papers/dall-e-3.pdf>, 2(3):8, 2023. 1, 6
- [10] Jingye Chen, Yupan Huang, Tengchao Lv, Lei Cui, Qifeng Chen, and Furu Wei. Textdiffuser: Diffusion models as text painters. *Advances in Neural Information Processing Systems*, 36, 2024. 2
- [11] Yutao Cheng, Zhao Zhang, Maoke Yang, Hui Nie, Chunyuan Li, Xinglong Wu, and Jie Shao. Graphic design with large multimodal model. *arXiv preprint arXiv:2404.14368*, 2024. 2, 3
- [12] Wei-Lin Chiang, Zhuohan Li, Zi Lin, Ying Sheng, Zhanghao Wu, Hao Zhang, Lianmin Zheng, Siyuan Zhuang, Yonghao Zhuang, Joseph E. Gonzalez, Ion Stoica, and Eric P. Xing. Vicuna: An open-source chatbot impressing gpt-4 with 90%* chatgpt quality, 2023. 1, 2
- [13] Runpei Dong, Chunrui Han, Yuang Peng, Zekun Qi, Zheng Ge, Jinrong Yang, Liang Zhao, Jianjian Sun, Hongyu Zhou, Haoran Wei, et al. Dreamllm: Synergistic multimodal comprehension and creation. *arXiv preprint arXiv:2309.11499*, 2023. 2, 5
- [14] Yongkun Du, Zhineng Chen, Caiyan Jia, Xiaoting Yin, Tianlun Zheng, Chenxia Li, Yuning Du, and Yu-Gang Jiang. SVTR: scene text recognition with a single visual model. In *IJCAI*, pages 884–890, 2022. 3
- [15] Yongkun Du, Zhineng Chen, Yuchen Su, Caiyan Jia, and Yu-Gang Jiang. Instruction-guided scene text recognition. *IEEE Transactions on Pattern Analysis and Machine Intelligence*, 47(6):2723–2738, 2025. 3
- [16] Patrick Esser, Sumith Kulal, Andreas Blattmann, Rahim Entezari, Jonas Müller, Harry Saini, Yam Levi, Dominik Lorenz, Axel Sauer, Frederic Boesel, et al. Scaling rectified flow transformers for high-resolution image synthesis. In *Forty-first International Conference on Machine Learning*, 2024. 6
- [17] Weixi Feng, Wanrong Zhu, Tsu-jui Fu, Varun Jampani, Arjun Akula, Xuehai He, Sugato Basu, Xin Eric Wang, and William Yang Wang. Layoutgpt: Compositional visual planning and generation with large language models. *Advances in Neural Information Processing Systems*, 36, 2024. 2, 3
- [18] Yuying Ge, Sijie Zhao, Ziyun Zeng, Yixiao Ge, Chen Li, Xintao Wang, and Ying Shan. Making llama see and draw with seed tokenizer. *arXiv preprint arXiv:2310.01218*, 2023. 2
- [19] Yuying Ge, Sijie Zhao, Jinguo Zhu, Yixiao Ge, Kun Yi, Lin Song, Chen Li, Xiaohan Ding, and Ying Shan. Seed-x: Multimodal models with unified multi-granularity comprehension and generation. *arXiv preprint arXiv:2404.14396*, 2024. 2
- [20] Jonathan Ho, Ajay Jain, and Pieter Abbeel. Denoising diffusion probabilistic models. *Advances in neural information processing systems*, 33:6840–6851, 2020. 1, 3
- [21] Naoto Inoue, Kento Masui, Wataru Shimoda, and Kota Yamaguchi. Opencole: Towards reproducible automatic graphic design generation. In *Proceedings of the IEEE/CVF Conference on Computer Vision and Pattern Recognition*, pages 8131–8135, 2024. 6
- [22] Peidong Jia, Chenxuan Li, Yuhui Yuan, Zeyu Liu, Yichao Shen, Bohan Chen, Xingru Chen, Yinglin Zheng, Dong Chen, Ji Li, et al. Cole: A hierarchical generation framework for multi-layered and editable graphic design. *arXiv preprint arXiv:2311.16974*, 2023. 3
- [23] Junnan Li, Dongxu Li, Silvio Savarese, and Steven Hoi. Blip-2: Bootstrapping language-image pre-training with frozen image encoders and large language models, 2023. 2
- [24] Jinpeng Lin, Min Zhou, Ye Ma, Yifan Gao, Chenxi Fei, Yangjian Chen, Zhang Yu, and Tiezheng Ge. Autoposter: A highly automatic and content-aware design system for advertising poster generation. In *Proceedings of the 31st ACM International Conference on Multimedia*, pages 1250–1260, 2023. 3

- [25] Rosanne Liu, Dan Garrette, Chitwan Saharia, William Chan, Adam Roberts, Sharan Narang, Irina Blok, RJ Mical, Mohammad Norouzi, and Noah Constant. Character-aware models improve visual text rendering. *arXiv preprint arXiv:2212.10562*, 2022. 3
- [26] Zeyu Liu, Weicong Liang, Zhanhao Liang, Chong Luo, Ji Li, Gao Huang, and Yuhui Yuan. Glyph-byt5: A customized text encoder for accurate visual text rendering. In *European Conference on Computer Vision*, pages 361–377. Springer, 2025. 2, 3
- [27] Jian Ma, Mingjun Zhao, Chen Chen, Ruichen Wang, Di Niu, Haonan Lu, and Xiaodong Lin. Glyphdraw: Learning to draw chinese characters in image synthesis models coherently. *arXiv preprint arXiv:2303.17870*, 2, 2023. 3
- [28] NovelAI. Novelai improvements on stable diffusion, 2023. 5
- [29] Dustin Podell, Zion English, Kyle Lacey, Andreas Blattmann, Tim Dockhorn, Jonas Müller, Joe Penna, and Robin Rombach. Sdxl: Improving latent diffusion models for high-resolution image synthesis. *arXiv preprint arXiv:2307.01952*, 2023. 5
- [30] Yadong Qu, Yuxin Wang, Bangbang Zhou, Zixiao Wang, Hongtao Xie, and Yongdong Zhang. Boosting semi-supervised scene text recognition via viewing and summarizing. In *Advances in Neural Information Processing Systems*, pages 105503–105527. Curran Associates, Inc., 2024. 3
- [31] Alec Radford, Jong Wook Kim, Chris Hallacy, Aditya Ramesh, Gabriel Goh, Sandhini Agarwal, Girish Sastry, Amanda Askell, Pamela Mishkin, Jack Clark, et al. Learning transferable visual models from natural language supervision. In *International conference on machine learning*, pages 8748–8763. PMLR, 2021. 4
- [32] Colin Raffel, Noam Shazeer, Adam Roberts, Katherine Lee, Sharan Narang, Michael Matena, Yanqi Zhou, Wei Li, and Peter J Liu. Exploring the limits of transfer learning with a unified text-to-text transformer. *Journal of machine learning research*, 21(140):1–67, 2020. 3
- [33] Robin Rombach, Andreas Blattmann, Dominik Lorenz, Patrick Esser, and Björn Ommer. High-resolution image synthesis with latent diffusion models. In *Proceedings of the IEEE/CVF conference on computer vision and pattern recognition*, pages 10684–10695, 2022. 1, 3, 4
- [34] Chitwan Saharia, William Chan, Saurabh Saxena, Lala Li, Jay Whang, Emily L Denton, Kamyar Ghasemipour, Raphael Gontijo Lopes, Burcu Karagol Ayan, Tim Salimans, et al. Photorealistic text-to-image diffusion models with deep language understanding. *Advances in neural information processing systems*, 35:36479–36494, 2022. 1, 3
- [35] Peter Selinger. Potrace: a polygon-based tracing algorithm, 2003. 4
- [36] Jiaming Song, Chenlin Meng, and Stefano Ermon. Denoising diffusion implicit models. *arXiv preprint arXiv:2010.02502*, 2020. 3
- [37] Quan Sun, Qiyang Yu, Yufeng Cui, Fan Zhang, Xiaosong Zhang, Yueze Wang, Hongcheng Gao, Jingjing Liu, Tiejun Huang, and Xinlong Wang. Emu: Generative pretraining in multimodality. In *The Twelfth International Conference on Learning Representations*, 2023. 2
- [38] Chameleon Team. Chameleon: Mixed-modal early-fusion foundation models. *arXiv preprint arXiv:2405.09818*, 2024. 2
- [39] Hugo Touvron, Thibaut Lavril, Gautier Izacard, Xavier Martinet, Marie-Anne Lachaux, Timothée Lacroix, Baptiste Rozière, Naman Goyal, Eric Hambro, Faisal Azhar, et al. Llama: Open and efficient foundation language models. *arXiv preprint arXiv:2302.13971*, 2023. 1, 2
- [40] Yuxiang Tuo, Wangmeng Xiang, Jun-Yan He, Yifeng Geng, and Xuansong Xie. Anytext: Multilingual visual text generation and editing. *arXiv preprint arXiv:2311.03054*, 2023. 1, 2, 3, 6
- [41] Aaron Van Den Oord, Oriol Vinyals, et al. Neural discrete representation learning. *Advances in neural information processing systems*, 30, 2017. 2
- [42] Peng Wang, Shuai Bai, Sinan Tan, Shijie Wang, Zhihao Fan, Jinze Bai, Keqin Chen, Xuejing Liu, Jialin Wang, Wenbin Ge, Yang Fan, Kai Dang, Mengfei Du, Xuancheng Ren, Rui Men, Dayiheng Liu, Chang Zhou, Jingren Zhou, and Junyang Lin. Qwen2-vl: Enhancing vision-language model’s perception of the world at any resolution. *arXiv preprint arXiv:2409.12191*, 2024. 4
- [43] Xinlong Wang, Xiaosong Zhang, Zhengxiong Luo, Quan Sun, Yufeng Cui, Jinsheng Wang, Fan Zhang, Yueze Wang, Zhen Li, Qiyang Yu, et al. Emu3: Next-token prediction is all you need. *arXiv preprint arXiv:2409.18869*, 2024. 2
- [44] Chengyue Wu, Xiaokang Chen, Zhiyu Wu, Yiyang Ma, Xingchao Liu, Zizheng Pan, Wen Liu, Zhenda Xie, Xingkai Yu, Chong Ruan, et al. Janus: Decoupling visual encoding for unified multimodal understanding and generation. *arXiv preprint arXiv:2410.13848*, 2024.
- [45] Jinheng Xie, Weijia Mao, Zechen Bai, David Junhao Zhang, Weihao Wang, Kevin Qinghong Lin, Yuchao Gu, Zhijie Chen, Zhenheng Yang, and Mike Zheng Shou. Show-o: One single transformer to unify multimodal understanding and generation. *arXiv preprint arXiv:2408.12528*, 2024. 2
- [46] An Yang, Baosong Yang, Beichen Zhang, Binyuan Hui, Bo Zheng, Bowen Yu, Chengyuan Li, Dayiheng Liu, Fei Huang, Haoran Wei, Huan Lin, Jian Yang, Jianhong Tu, Jianwei Zhang, Jianxin Yang, Jiaxi Yang, Jingren Zhou, Junyang Lin, Kai Dang, Keming Lu, Keqin Bao, Kexin Yang, Le Yu, Mei Li, Mingfeng Xue, Pei Zhang, Qin Zhu, Rui Men, Runji Lin, Tianhao Li, Tianyi Tang, Tingyu Xia, Xingzhang Ren, Xuancheng Ren, Yang Fan, Yang Su, Yichang Zhang, Yu Wan, Yuqiong Liu, Zeyu Cui, Zhenru Zhang, and Zihan Qiu. Qwen2.5 technical report. *arXiv preprint arXiv:2412.15115*, 2025. 4
- [47] Tao Yang, Yingmin Luo, Zhongang Qi, Yang Wu, Ying Shan, and Chang Wen Chen. Posterllava: Constructing a unified multi-modal layout generator with llm. *arXiv preprint arXiv:2406.02884*, 2024. 2, 3
- [48] Yukang Yang, Dongnan Gui, Yuhui Yuan, Weicong Liang, Haisong Ding, Han Hu, and Kai Chen. Glyphcontrol: Glyph conditional control for visual text generation. *Advances in Neural Information Processing Systems*, 36, 2024. 2, 3
- [49] Qinghao Ye, Haiyang Xu, Guohai Xu, Jiabo Ye, Ming Yan, Yiyang Zhou, Junyang Wang, Anwen Hu, Pengcheng Shi,

- Yaya Shi, et al. mplug-owl: Modularization empowers large language models with multimodality. *arXiv preprint arXiv:2304.14178*, 2023. [2](#)
- [50] Boqiang Zhang, Zuan Gao, Yadong Qu, and Hongtao Xie. How control information influences multilingual text image generation and editing? *arXiv preprint arXiv:2407.11502*, 2024. [3](#)
- [51] Lvmin Zhang, Anyi Rao, and Maneesh Agrawala. Adding conditional control to text-to-image diffusion models. In *Proceedings of the IEEE/CVF International Conference on Computer Vision*, pages 3836–3847, 2023. [3](#)
- [52] Tianlun Zheng, Zhineng Chen, Shancheng Fang, Hongtao Xie, and Yu-Gang Jiang. CDistNet: Perceiving multi-domain character distance for robust text recognition. *International Journal of Computer Vision*, 132(2):300–318, 2024. [3](#)
- [53] Chunting Zhou, Lili Yu, Arun Babu, Kushal Tirumala, Michihiro Yasunaga, Leonid Shamis, Jacob Kahn, Xuezhe Ma, Luke Zettlemoyer, and Omer Levy. Transfusion: Predict the next token and diffuse images with one multi-modal model. *arXiv preprint arXiv:2408.11039*, 2024. [2](#)
- [54] Min Zhou, Chenchen Xu, Ye Ma, Tiezheng Ge, Yuning Jiang, and Weiwei Xu. Composition-aware graphic layout gan for visual-textual presentation designs. *arXiv preprint arXiv:2205.00303*, 2022. [2](#), [3](#), [6](#)
- [55] Deyao Zhu, Jun Chen, Xiaoqian Shen, Xiang Li, and Mohamed Elhoseiny. Minigpt-4: Enhancing vision-language understanding with advanced large language models. *arXiv preprint arXiv:2304.10592*, 2023. [2](#)