

# ORCHA - A Performance Portability System for Post-Exascale Systems

Journal Title  
 XX(X):1–11  
 ©The Author(s) 2025  
 Reprints and permission:  
 sagepub.co.uk/journalsPermissions.nav  
 DOI: 10.1177/ToBeAssigned  
 www.sagepub.com/

SAGE

Youngjun Lee<sup>1</sup>, Klaus Weide<sup>1,2</sup>, Wesley Kwiecinski<sup>3</sup>, Jared O'Neal<sup>1</sup>, Johann Rudi<sup>4</sup> and Anshu Dubey<sup>1,2</sup>

## Abstract

Heterogeneity is the prevalent trend in the rapidly evolving high-performance computing (HPC) landscape in both hardware and application software. The diversity in hardware platforms, currently comprising various accelerators and a future possibility of specializable chiplets, poses a significant challenge for scientific software developers aiming to harness optimal performance across different computing platforms while maintaining the quality of solutions when their applications are simultaneously growing more complex. Code synthesis and code generation can provide mechanisms to mitigate this challenge. We have developed a toolchain, ORCHA, which arises from the needs of a large multiphysics simulation software, Flash-X, which were not met by any of the existing solutions. ORCHA is composed of three stand-alone tools – one to express high-level control flow and a map of what to execute where on the platform, a second one to express variants of data structures and arithmetic operations in the solvers in a unified fashion, and a third one that manages the runtime orchestration of the data and computation. We use an application-specific interface layer that uses code generation and code synthesis to stitch together the application. In this paper, we describe the interface layer for the application Flash-X and demonstrate the use of ORCHA in exploring possible configurations from which the optimal one can be selected for production, including a case study in which a single simulation recipe is realized on three distinct hardware mappings—a GPU-centric, a CPU/GPU balanced, and a CPU/GPU concurrent layouts—highlighting the breadth of configurations ORCHA enables.

## Keywords

high-performance computing, heterogeneity, performance exploration, scientific applications

## 1 Introduction

The end of Dennard scaling (Dennard et al. 1974) has led to a paradigm shift in how higher computational capability is achieved by hardware platforms. Hardware designers are resorting to mechanisms like specialization that make the platforms harder to program. At the same time, as computational science tackles ever more challenging problems, the scientific software is becoming more complex. The programming models and compiler communities have provided some tools and mechanisms to alleviate some of the challenges, but what is increasingly obvious is that there is no magic compiler that can manage all these challenges. Different challenges must be addressed with different abstractions, the abstractions must be able to interoperate with one another, and tools must enable orchestration of computation on available resources with cost-benefit analysis for energy use and time to solution.

The widely adopted state-of-the-art approaches for tackling heterogeneity are concerned with the unification of variants in data structures needed by different devices. Some of these solutions, in particular those based on template meta-programming such as Kokkos (Edwards et al. 2014), have had widespread success. This is because the current generation of machines has most of its compute power in the GPUs. The applications park their data and computations on the GPU without the need to do any significant data migration in between. So far, there has been no real need for

data and compute orchestration. The other aspect of handling heterogeneity, that of orchestration of data and computation with task-based runtimes (Duran et al. 2009; Heller et al. 2013; Bauer et al. 2012; Bosilca et al. 2013; Augonnet et al. 2009; Bosilca et al. 2020), has not enjoyed as much success. The successful ones have been those that have co-developed with their client application or a class of applications. For existing code bases, adopting these runtime systems has been very challenging for various reasons. The prominent ones include the need for deep refactoring and a lack of reasonable path for gradual adoption.

Our solution for Flash-X (Dubey et al. 2022), a Fortran-based multiphysics community code, reflects direct responses to what we perceived as the pain points in handling platform heterogeneity without significant compromise in performance and maintainability of the code. We identified four requirements to meet the needs of the users: (1) a way to permit variants in data structures and algorithms

<sup>1</sup> Argonne National Laboratory, USA

<sup>2</sup> The University of Chicago, USA

<sup>3</sup> University of Illinois Chicago, USA

<sup>4</sup> Virginia Tech, USA

## Corresponding author:

Youngjun Lee, Mathematics and Computer Science Division Argonne National Laboratory, 9700 S. Cass Ave, Lemont IL 60439, USA

Email: leey@anl.gov

demanding by different target devices without a combinatorial explosion of code versions; (2) a way to express the map of what to execute where; (3) a mechanism to orchestrate the movement of data and computation between devices to execute the map; and (4) a reasonable path for gradual adoption of the abstractions without disrupting the scientific productivity or code maintainability. The result is ORCHA, which has three stand-alone tools that satisfy the first three requirements, and an application specific tool that needs to be either customized or developed from scratch for each application to satisfy the fourth requirement. To have a separate application interface tool is an intentional design choice to avoid deep refactoring of the application if its design and data models are incompatible with those in the core tools. The needed transformations and knowledge transfer between the application and the core tools can be done through the interface tool.

ORCHA combines the use of our three stand-alone core tools: CG-Kit (Rudi et al. 2025), Milhoja (O’Neal et al. 2022), and Macroprocessor (Dubey et al. 2025); and we summarize these previous contributions in Section 3. The contributions of the present work are: (i) the description of the general requirements for interfacing the independent core tools, (ii) the implementation of the interfaces between the tools within ORCHA, (iii) the end-to-end realization of the ORCHA system for a specific challenging application, Flash-X, and (iv) a demonstration how ORCHA facilitates multiple configurations of Flash-X that target different hardware architectures. We will demonstrate a new interface tool that couples ORCHA to Flash-X. The interfacing leverages simple source-level annotations and Flash-X-specific data structure specializations to automatically generate target-aware glue codes and assemble a complete, hardware-specific application instance. Our intent of the present work is to focus on the concepts, requirements, and approaches of portability of complex applications across heterogeneous platforms. While a natural question would be about assessing *optimization* of the performance on hardware platforms, we choose that to be outside the scope of this paper. Here, we provide a “toolbox” to start exploring optimizations in a sustainable way.

We demonstrate the use of ORCHA using two science applications available in Flash-X with different configurations. The first is the Sedov blast wave problem (Sedov 1993), which is one of the standard test cases for compressible hydrodynamics solvers that can handle strong shocks. The second one is a more complex application of cellular nuclear burning from computational astrophysics that uses a nuclear network and a computationally expensive equation of state (EOS) in addition to compressible hydrodynamics (Timmes et al. 2000). The second application also presents an interesting use case where, because of a third-party dependency that does not have a GPU implementation, nuclear burning has to be computed on the CPU. And because both compressible hydrodynamics and nuclear burning need to apply EOS, it must be computed on both CPU and GPU.

The paper is organized as follows: Section 2 provides background, an overview of ORCHA is presented in Section 3, the application-specific interface layer design and tools are described in Section 4. In Section 5, we describe the use cases and their different configurations used in the

experiments. Section 6 outlines the experiments and their results. In Section 7, we present our conclusions.

## 2 Background

Since the introduction of GPUs in HPC, developers have been looking for ways to utilize them effectively. A key element of being able to use GPUs is to mitigate the challenge of programming them (e.g., (Tate et al. 2014; Mittal and Vetter 2015)). The solutions have taken several forms that can be broadly categorized into five types. The first were specialized languages like CUDA and CUDA Fortran, supplied by NVIDIA, which also provided the first few generations of GPUs for HPC. The second includes compiler directives-based solutions such as OpenACC (Herdman et al. 2014) and OpenMP (Dagum and Menon 1998). The third are domain-specific languages such as (Ragan-Kelley et al. 2013; Gysi et al. 2015; Clement et al. 2018; Earl et al. 2017), several of which enjoyed brief success in their target communities. The burden of keeping up with the growth of software proved to be too great for most of these communities, and some switched over to the fourth class of solutions: C++ template meta programming based abstractions such as Kokkos (Edwards et al. 2014), Raja (Beckingsale et al. 2019), STELLA/GridTools (Gysi et al. 2015), OCCA (Medina et al. 2014), SYCL (Reinders et al. 2021), etc., where a single expression of the computation can be specialized to the target device as needed. Some solutions, such as Task-based programming models and/or tools for shared memory (e.g., CUDA graphs (NVIDIA 2024), OmpSs (Duran et al. 2009)) and for distributed memory (e.g., HPX (Heller et al. 2013), Legion (Bauer et al. 2012), PaRSEC (Bosilca et al. 2013), StarPU (Augonnet et al. 2009), TTG (Bosilca et al. 2020)) provide asynchronous data movement along with abstractions. The final set consists of new HPC languages such as Chapel (Chamberlain et al. 2007) or Co-array Fortran (Numrich and Reid 1998). These languages are well designed but suffer from a lack of wide adoption because of a lack of guarantees about continued support.

For Fortran-based codes like Flash-X, the only available option is the directive-based solution to compile the code for the GPU. While necessary, this capability is not sufficient. In a complex code, one needs the freedom to orchestrate computation to maximize resource utilization. The available asynchronization solutions described above have a critical limitation in that they require deep and expensive changes to the code, which becomes a risky proposition because of lack of widespread adoption and future guarantee. Additionally, none of the solutions permit users to define their own code blocks and let them permute and combine them in different ways on the fly to search for optimal solutions the way that ORCHA does.

## 3 Overview of ORCHA

Contemporary computational science is faced with two axes of simultaneously increasing heterogeneity. While hardware heterogeneity is well known and understood, application software heterogeneity is not yet on the radar of the HPC community. Science models tend to become more

complex with time, introducing significant variations in data structure and data movement requirements within the application. Additionally, all components of an application may not be suitable for all variants of hardware architecture in a platform. To effectively utilize available resources, applications need: (1) data structures and algorithms suitable for target devices, (2) a way to conceptualize and describe a map of computation to target devices, and (3) a way to execute the map by moving data and computation to devices efficiently. Given the complexity and size of the cutting-edge scientific applications, the above requirements must be met without having to redesign algorithms or refactoring existing code for each new generation of platforms. Maintaining too many different variants of the implementations is also not a viable option from the maintainability and productivity standpoint. Therefore, the abstractions must be designed so that the application can be tuned for the target platform with minimal changes to the source code. As mentioned earlier, for C++ codes, Kokkos has been very successful in this regard for the first out of three requirements discussed above. One of the tools in ORCHA, a customized macro-processor, addresses the first concern for non-C++ codes. The other two tools in ORCHA are designed to address the features missing in the current widely adopted solutions – the ability to unify algorithmic variants and adopt different orchestration of data and computation for different architectures without changing the source code. Here, we briefly describe the main tools for completeness; for more details, readers are referred to (Rudi et al. 2025; O’Neal et al. 2022; Dubey et al. 2025).

### 3.1 CG-Kit

The objective of CG-Kit is to empower knowledgeable users to express their desired execution control flow and the map of what to compute on which hardware. This control flow and the map are implemented in a recipe and do not require changes to the Fortran/C++ source code. Our vision is to provide application developers the ability to express variations in implementation and to enable diverse optimizations. Instead of a monolithic application code, developers get tools to generate application instances with their choice of a specific variation and their desired optimizations. With CG-Kit, a user describes variants with succinct *recipes* written in Python. A recipe is parsed and converted into a directed acyclic graph (DAG), which can be optimized by a developer and/or via automation for important objectives; for instance, minimizing data movement, maximizing data reuse, and/or latency hiding. To obtain compilable source code, CG-Kit converts an optimized graph into a tree structure that is a high-level description of the code. We could have used abstract syntax trees (AST) for compiling the code; however, ASTs are not amenable for human inspection, and one of our design goals is to have all the generated code be human readable. We view that as a key property to aid developers with code understanding, debugging, and reasoning about performance metrics. Therefore, we introduced a simplification to ASTs, namely parameterized source trees (PST), which are comparable to template engines for generating HTML webpages. In the context of algorithmic variants, we focus on implementation efforts on controlling code generation tools instead of directly working with the code. We achieve this

by decomposing Fortran/C++ source code into user-defined blocks of code (templates) that become the building blocks of PSTs. Platform-dependent customizations are encapsulated in the templates using macros described later in Section 3.3. The final PST of an optimized graph is constructed from those PST templates; in turn, compilable code is generated by parsing the final PST. The emitted code is in the native programming language of the original source code. Any language is supported by CG-Kit, because it is a text-based transformation tool for source code. CG-Kit itself is implemented in Python.

### 3.2 Milhoja

Milhoja is a domain-specific runtime library written in C++, designed to execute a fixed execution graph of computational operations repeatedly. It is useful in applications whose control flow remains unchanged from one evolution step to the next throughout its execution. Milhoja does not concern itself with concepts such as work stealing or reapportioning work dynamically; it is an execution engine that makes the data and the computation move as dictated by the user’s recipe translated by CG-Kit into a graph. Milhoja uses a base set of runtime elements, such as thread teams, that can be composed at runtime into thread team configurations to maximize the efficient use of the hardware of a compute node. For a given simulation, Milhoja operates with thread teams that are created when the simulation starts and persist until the simulation terminates. The thread teams are run in cycles such that for each cycle, a team is assigned a dataset and work to be done on that dataset. The pairing of the work to be done with the dataset is viewed as a task, so that thread teams implement task-based parallelism via thread-level parallelism. Note that the tasks are strictly devoid of any distributed memory parallel constructs. Thus, a task never has an MPI operation embedded in it. If a solver requires MPI operations in the middle of their computations, it must be broken up into  $n + 1$  operations where  $n$  is the number of invocations of MPI calls in the solver. For Flash-X applications,  $n$  is rarely greater than 1.

### 3.3 Macroprocessor

Numerical algorithms typically have arithmetic interspersed with control flow and bind the arithmetic to the data structures. We posit that delaying the binding of the data structure to the arithmetic to compilation instead of letting it be embedded in the source code results in fewer variants of the code to be maintained. In C++-based solutions, this is done through the template. In ORCHA, we make it work with macros. These macros are similar to C preprocessor macros in how they are defined. They permit arguments, are allowed to be inlined in a regular programming language statement, and one macro name can be embedded in another macro’s definition as long as self-reference is avoided. Where our tool differs from the preprocessor is in its ability to permit alternative definitions in more flexible ways, e.g., redefining partial sets of definitions, allowing inheritance branching, and providing an arbitration mechanism to select a specific definition. This mechanism permits the unification of code variants where the differences are in data layout and movement rather than the arithmetic of the calculation.

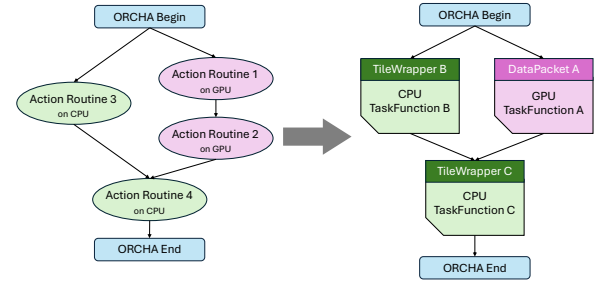
Macros also provide a way to support different loop-level parallelization options within the static code by having those constructs be alternative definitions for the macros that can be inserted into the source code instead of the pragmas or other constructs. Macros serve the additional purpose of allowing the code to be decomposed into components of arbitrary granularity, facilitating effective orchestration and reuse of code snippets.

## 4 The Interface Layer

The tools described in the previous section are the core stand-alone tools designed for specific tasks that many applications need. They expect input to be provided to them in a specified format, and they perform the required work based on that input. Applications need the tools to be stitched together into an end-to-end configuration and code generation pipeline. This is the purpose of our interface layer. It enables the various tools to interoperate with one another in an application-specific way.

We need two major classes of application-specific generated code for using ORCHA: one that queries the application and consolidates all the data needed for the computation, and another that combines all the high-level subroutines/functions to be invoked during the execution of the task. These are encoded in a TaskFunction as dictated by the recipe and translated by CG-Kit. For example, if two physics solvers *PS1* and *PS2* are to be combined in a TaskFunction where *PS1* uses dataset *D1*, and *PS2* uses some of the data from *D1*, but also uses some additional data *D2*, then the consolidated data includes all of *D1* and *D2*, and the TaskFunction will call the top level routine from each of the solvers in the order specified by the recipe. The consolidated data becomes a DataItem (DataPacket or TileWrapper\*) depending on the target device, and both supported by Milhoja. For GPU, several blocks of data are collected into a single DataPacket to minimize the data transfer latency and maximize parallelization on the GPU. The CPU, on the other hand, does not need to chunk blocks of data, so here, only a lightweight wrapper, the TileWrapper, is needed to make the data understood by Milhoja. Once a TaskFunction is determined, the corresponding DataPacket and/or TileWrapper are also fully determined. An example of a TaskFunction graph generated from the user-defined recipe is shown in Fig. 1.

To generate application-specific code, the tools need to (1) know the hardware requirements for running a simulation, (2) translate the existing static numerical solver routines (referred to as static code from here on) into a format that is understood by the code generation tools, (3) generate code that calls each function or subroutine at the top of the call stack in the TaskFunction, as well as code that can transfer data between devices as needed. For Flash-X, we have opted to use annotations in the API of the included code units as a way of communicating static code (which may have embedded macros) with its requirements to ORCHA code generation tools. The requirements from the static code are that (1) all the non-scalar scratch space, along with its size, is described in the annotations, (2) all the data that is needed for the computation is enumerated in the annotations, (3) all the required memory allocations are eliminated from



**Figure 1.** An example recipe and the corresponding control flow graph with TaskFunctions and datasets. The code pipeline parses a user-defined recipe (*left*), which is written in Python but illustrated here as a graph; and it determines the best-performing graph of TaskFunctions (*right*), without breaking the data dependencies depicted by arrows in the figure. Each of the data items, TileWrapper or DataPacket, has all initial data and appropriate memory spaces required for the corresponding TaskFunction. Note that the TaskFunction A in the figure includes two action routines while the others have only one routine each.

the static code, allowing ORCHA to allocate and manage all dynamic memory, (4) thread safety is ensured, and (5) any code component to be explicitly called by the recipe is made accessible to the recipe. The first four requirements are consistent with any programming model that one might use for moving data and computation between devices; therefore, do not place any unexpected burden on the applications. The fifth requirement is required to permit code components to be assembled in different ways to allow algorithmic variants.

```
import FlashX_RecipeTools as flashx

# Initialize recipe
recipe = flashx.TimeStepRecipe()
begin = recipe.begin_orchestration(after=
    ↳ recipe.root)

# Add nodes
action_1 = recipe.add_work("Action_1", after
    ↳ =begin, map_to="GPU")
action_2 = recipe.add_work("Action_2", after
    ↳ =action_1, map_to="GPU")
action_3 = recipe.add_work("Action_3", after
    ↳ =begin, map_to="CPU")
action_4 = recipe.add_work("Action_4", after
    ↳ =[action_3, action_2], map_to="CPU")

# End recipe
end = recipe.end_orchestration(begin_node=
    ↳ begin, after=action_4)
```

Listing 1: Example recipe using FlashX-RecipeTools, corresponding to Fig. 1.

We provide an interface layer between ORCHA and Flash-X called FlashX-RecipeTools, written in Python. The code provides a class to construct the recipe; thus, it acts as an interface for the Flash-X user to build their simulation recipe. Listing 1 shows an example recipe that builds a

\*A tile is a subsection of the computational domain, described later in Section 4



control flow graph corresponding to Fig. 1 using FlashX-RecipeTools. Internally, it utilizes CG-Kit to transform and optimize the given recipe into DAG and establish the most efficient TaskFunction configuration. Once the TaskFunction configuration is established, it parses the annotations in the Flash-X's source codes to determine the required data for each TaskFunction and passes that information to other code generation tools to generate complete source codes for TaskFunctions and DataItems. The overview of the code generation pipeline is shown in Fig. 2, and the following subsections describe the code generators encapsulated in FlashX-RecipeTools.

#### 4.1 Static Code Parser

The static code parser limits its parsing to the annotations in the code; therefore, even though all routines are Fortran in Flash-X, it is applicable to source code in any language. It only needs the syntax of the annotations to be compatible. Thus, we will assume the static code to be in Fortran without any loss of generality.

The code generators in ORCHA should be informed of the required data for each routine appearing in the recipe to generate the source codes for the TaskFunction and corresponding DataItem. For Flash-X, we expect each physics unit to encapsulate its algorithms in a few subroutines and expose all the required data in the list of dummy arguments, allowing the code generators to examine the needed data for executing the subroutine. Then, the actual data can be mapped to each dummy argument of the subroutine to complete a set of data needed to perform a physics unit of Flash-X. The data-to-dummy-argument mapping is realized as annotations in the source code in Fortran comment lines. A physics unit developer iterates over the dummy arguments and denotes the actual arguments for each dummy argument at the subroutine declaration. For instance, this information may indicate whether a dummy argument is a state variable of an AMR block, a scratch space with a specific size and starting indices, or a simple scalar value. We provide a simple, structured syntax for the annotations that are parsed by the FlashX-RecipeTools and converted to the JSON format. The JSON files are consumed to create a TaskFunction Specification, which is a representation of unified collection of subroutines and their data. The TaskFunction Specifications are in turn passed to the TaskFunction and DataPacket/TileWrapper generator to generate the source code in Fortran and C++ to Fortran interoperability layers.

#### 4.2 TaskFunction Generator

The TaskFunction generator uses the TaskFunction Specification to generate code for (1) an interoperability layer between C++ and Fortran, (2) extracting the data from the DataPacket, and (3) wrapper code that calls each subroutine included in the TaskFunction. The C++ to Fortran interoperability layer is needed because the vast majority of static code in Flash-X is written in Fortran, whereas Milhoja is written in C++. The generated interoperability layers are responsible for extracting the data in two steps. In the first step, a C function extracts data from the DataPacket into C pointers or primitive values. Then, a Fortran subroutine

converts each C pointer into a Fortran pointer or a Fortran primitive value. Once this conversion is complete, the data context is effectively ready for the TaskFunction.

#### 4.3 DataPacket and TileWrapper Generators

The DataPacket Generator is responsible for writing code that combines any data described in the TaskFunction Specification into a flattened data structure that can be moved as a single data packet. The data extracted from DataPackets at the device end sets up the structure of the data in the device memory, requesting the necessary memory from Milhoja, and moving pointers into pinned memory and back.

DataPacket Generator can also specialize application-specific data structures for better efficiency. For example, an AMR-based application like Flash-X prefers to concatenate several AMR blocks into one DataPacket to minimize the data transfer latency since individual blocks are too small for effective utilization of GPUs. FlashX-RecipeTools can expand any block-specific data to include  $n$  AMR blocks, where  $n$  is provided by the users at runtime to adjust for their specific use case. Similar DataPacket specialization can be achieved for other applications by providing different code templates to the DataPacket Generator. Section 6 demonstrates its use in Flash-X.

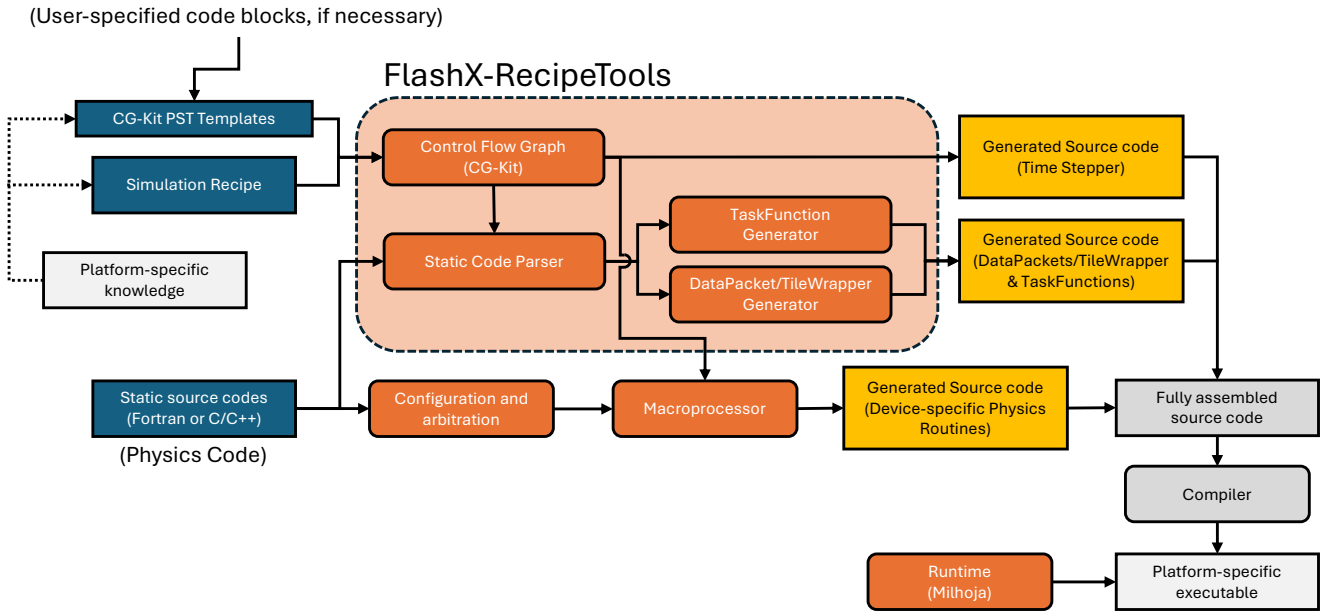
The TileWrapper Generator works in a similar way to the DataPacket Generator, creating a simpler DataItem called a TileWrapper. TaskFunctions to be performed on the host use this instead of DataPackets because there is no data movement between devices. Therefore, the TileWrapper Generator only needs to wrap data specified in the TaskFunction Specification so that Milhoja can understand it, instead of combining chunks of data into a flattened data structure. The TileWrappers only need to ensure thread-safety of all computations to be done on the host so that a thread team with more than one thread can be deployed on the CPU.

#### 4.4 Customization for Other Applications

The entire design of ORCHA and the application interfacing FlashX-RecipeTools is composable, where individual tools can be swapped out with alternatives, or not included at all. For instance, a C++ code that already uses Kokkos can opt to not use Macroprocessor since that functionality is provided by Kokkos. Furthermore, a TaskFunction generator becomes simpler because Kokkos does not require a Fortran/C++ interoperability layer for utilizing Milhoja. Additionally, Kokkos users can opt to only use CG-Kit to unify their algorithmic variants and forgo Milhoja for data orchestration. The composability of tools also provides a way for gradual adoption of ORCHA by the applications. Additionally, in a composable code, individual components can be made ORCHA compatible one at a time, thus providing a robust ramp-on path.

### 5 Applications

We demonstrate ORCHA with two application configurations from Flash-X that are included in the distributed code as example use cases. To help in understanding the applications and the experiments we give a brief overview of Flash-X first.



**Figure 2.** Overview of the code generation pipeline for Flash-X with the new FlashX-RecipeTools (highlighted in the center by the large orange box) and ORCHA. FlashX-RecipeTools parses the user-written simulation recipe, determines the control flow graph, and then generates the source codes for the platform-specific target application. Internally, it extracts information from the given recipe and interacts with three different tools: CG-Kit (Rudi et al. 2025), Milhoja (O’Neal et al. 2022), and Macroprocessor (Dubey et al. 2025).

## 5.1 Flash-X

The Flash-X code is a component-based software system for building multiphysics simulation applications that are formulated largely as a collection of partial and ordinary differential equations. As with any scientific application addressing complex multiphysics phenomena, there is also support for other types of mathematical models, including algebraic equations, table lookups, and parameterized models. In Flash-X, different permutations and combinations of various components generate different applications for multiple science domains. Components are allowed to have multiple alternative implementations to account for either different physical regimes, or different fidelity requirements, in an application instance. The components are self-describing in that they include meta-information about how they will be included in various application configurations. A tool *setup* parses the meta-information, arbitrates on which components and/or which of a component’s implementations to include, and assembles an application instance.

The primary discretization in Flash-X is finite-volume, though some solvers use finite-difference. The discretized mesh uses structured adaptive mesh refinement (AMR) to enable higher resolution only where needed as a way to optimize required resources for memory and computation. The physical domain is decomposed into *blocks* where each block has the same number of cells and all the cells in one block have the same physical size. The physical size of the cells in a block depends upon its level of resolution, so blocks at different levels span different amounts of physical domain. It is possible to further decompose a block into smaller chunks, *tiles*, if necessary.

The mesh is Eulerian, but an overlapping Lagrangian framework also exists that can exchange physics quantities with the mesh. Physics solvers available with the current distribution include compressible and incompressible hydrodynamics, gravity in various flavors, several equations of state, source terms for nuclear burning and chemical transport, support for multiphase flows, and fluid-structure interaction. Some capabilities, such as neutrino transport (Thavappiragasam et al. 2024), can be imported as modules and interoperate with the code.

## 5.2 Hydrodynamics Only Application - Sedov Blast Wave

The Sedov blast problem is a pure hydrodynamics (Hydro) application where the domain is initialized with a pressure spike at the center. That spike results in a shock wave that moves out in a radial direction, moving away from the center. It is one of the famous test cases for compressible hydrodynamics solvers because an analytical expression exists for how far the shock has traveled in a given time. This application acts as a baseline case for our experiments because the only other physics needed for this application is the ideal gas gamma law EOS, which is a simple algebraic expression that adds negligible work to the computation. Therefore, for all practical purposes, it is considered a single physics application.

## 5.3 Multiphysics Cellular Problem

The Cellular Nuclear Burning problem (Timmes et al. 2000) uses compressible hydrodynamics, an equation of state for ionized plasma formulation using Helmholtz free energy (H-EOS), and a 13 isotope  $\alpha$ -chain plus heavy-ion reaction network for nuclear burning (Burn). Thus, there are three physics solvers, each of which

has non-negligible contribution to the computations. The two-dimensional calculations are performed in a planar geometry of size 256.0 cm by 25.0 cm. The initial conditions consist of a constant density of  $10^7 \text{ g cm}^{-3}$ , temperature of  $2 \times 10^8 \text{ K}$ , composition of pure carbon  $X(^{12}\text{C}) = 1$ , and material velocity of  $v_x = v_y = 0 \text{ cm s}^{-1}$ . Near the  $x = 0$  boundary, the initial conditions are perturbed to a density of  $4.236 \times 10^7 \text{ g cm}^{-3}$ , temperature of  $4.423 \times 10^9 \text{ K}$ , and material velocity of  $v_x = 2.876 \times 10^8 \text{ cm s}^{-1}$ . The initial conditions and perturbation given above ignite the nuclear fuel, accelerate the material, and produce an over-driven detonation that propagates along the  $x$ -axis. After some time, depending on the spatial resolution and boundary conditions, longitudinal instabilities in the density cause the planar detonation to evolve into a complex, time-dependent structure.

We selected this application because it includes three computationally heavy physics solvers that impose different constraints on how work can be divided among resources on a platform. It can be configured in many different ways to highlight how end users can explore different options to orchestrate their computations, including any cost-benefit trade-offs. Additionally, the Burn network has dependency on a third party library that is not GPU-ready. Therefore, its inclusion highlights an essential feature of ORCHA; the ramp-on path for gradual adaptation of code components for heterogeneity. Hydro can be run in one of three modes; CPU-only, GPU-only, or by splitting the work between the two. Both Hydro and Burn need to apply H-EOS, which implies that if any part of Hydro is running on the GPU, we need to compile H-EOS for both CPU and GPU. Another degree of freedom that we can explore with this application is that, at the cost of some loss in solution fidelity, it is possible to have the computations of Hydro and Burn proceed in parallel on different devices. The loss in fidelity arises because Burn updates the abundances of nuclear species based on nuclear reactions, while hydro updates them through advection. Here, we are using 2-stage Runge-Kutta time integration in Hydro, where the contribution from Burn at time step  $t - 1$  is advected in the first stage at time  $t$  in Hydro, but any advection done in the second stage is obliterated when contribution from Burn at time step  $t$  is added to the solution. Because the contribution from Burn is typically more significant than through advection, the error introduced is usually small. When it comes to making trade-offs between time to solution and fidelity, such considerations can become important.

Because the current generation of platforms that can be used to run experiments are still CPU/GPU dominant, we have only used orchestration between CPU and GPU. However, that does not imply any limitation in ORCHA's ability to utilize other accelerators in the future as they become available.

## 6 Experiments

The experiments described in this section were performed on Perlmutter at NERSC. Perlmutter is a Hewlett-Packard Enterprise Cray EX heterogeneous supercomputer with 3,072 CPU-only and 1,792 GPU-accelerated nodes. The CPUs are AMD EPYC with 64 cores per CPU. The CPU

nodes have two CPUs per node, while each accelerated node has one CPU and 4 NVIDIA A100 GPUs. All of our experiments were conducted on one accelerated node of the machine since node-level heterogeneity is what ORCHA addresses. We run the experiments in several modes. The easiest mode is to run only on the CPU, utilizing all the cores available on the node. We use this as the reference mode.

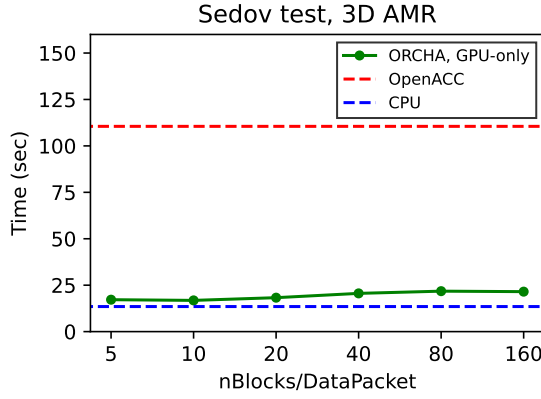
The Hydro computation can have either 1 or 2 MPI operations interspersed with local node computations, depending on the choice of high-level control flow. The Hydro solver, Spark (Couch et al. 2021), is an explicit finite-volume method where the guardcells form a halo around the block of cells to be updated. The time integration uses a 2nd-order Runge-Kutta method where the guardcells need to be refreshed for each stage. We assume that the first refresh occurs before we invoke ORCHA. The second refresh can be avoided if we use a communication avoidance mechanism where we make the halo twice as thick as it needs to be and redundantly compute the inner portion of the halo in the first stage as though it was part of the domain section to be updated. This trick avoids MPI communications needed to fill the halo of guardcells between the first and second stages. Additionally, in AMR, flux-correction is needed when two adjacent blocks are at different refinement levels to reconcile physical quantities at their boundaries. Since these blocks may belong to different MPI ranks, a global communication step is necessary. Milhoja only handles computations that do not involve any MPI operations, therefore, computation of Hydro cannot be completed in a single task function. One can do it with two TaskFunctions, one that does everything, including updating the solution using communication avoidance, and the second that updates the values corresponding to the cells that are needed for flux-correction. However, this second operation is too low in computational intensity to be worth sending to the GPU, and we typically complete it outside of ORCHA.

We should note that this section is devoted to validating ORCHA's core value—flexible hardware exploration—rather than showcasing peak performance. In the two representative multiphysics tests, we generated multiple distinct builds with different hardware configurations by simply tweaking the simulation recipe. Although the current prototype lacks kernel- and runtime-level optimization, we still compare ORCHA-generated builds against a hand-tuned CPU baseline. These preliminary results demonstrate how ORCHA enables users effortlessly regenerate and evaluate alternative hardware mappings, allowing them to determine the optimal configuration for their production.

### 6.1 Sedov Blast Wave Results

For the Sedov example, the options for offloading are (1) all of Hydro+EOS computations to the 4 GPUs using 4 MPI ranks, and each rank talking to one GPU, or (2) operating in a hybrid mode where two thread teams are in operation with different portions of data assigned to the two thread teams. One thread team runs on the CPU with multiple threads while the other handles the execution on the GPU. The number of thread teams and the work-split ratio can be controlled at runtime.

Fig. 3 shows the performance using ORCHA (green solid line) compared against two reference measurements. The



**Figure 3.** Performance comparison for the Sedov blast application. The two dotted lines are a single data point and are used as references. The red dotted line shows the performance when OpenACC is used without using ORCHA, while the blue dotted line shows the performance on CPU with 64 MPI ranks (1 rank per core). The solid green line shows computational time on the GPUs using ORCHA in GPU-only mode, as the number of blocks consolidated into a single DataPacket is increased from 5 to 160 blocks ( $x$ -axis in log-scale).

red dotted line shows the performance on GPU without ORCHA (using OpenACC directives) and the blue dotted line shows the performance on the CPU. Note that both dotted lines represent one measurement only because there is no DataPacket generation involved. The solvers operate on one block at a time. For the green line the horizontal axis represents the number of blocks included in one DataPacket.

All measurements on GPU used 4 MPI ranks with one GPU per rank. The GPU performance without using ORCHA is strikingly poor because a typical block in AMR is  $16^3$ , and when each block ships its data individually there is not enough available parallelism to use the GPU effectively. ORCHA gets around this problem by combining multiple blocks into one DataPacket with Milhoja harnessing GPU streams to hide the data transfer latency. From the figure one can see that the performance improvement saturates quickly as soon as a DataPacket has enough available parallelism.

Table 1 summarizes the measurements of the portions of the Hydrodynamics solver that can be offloaded to the GPU. The first mode uses CPU only, and it is the only one that does not use Milhoja. The second mode uses GPU only, while the last three split blocks between the CPU and the GPU in various combinations. The mode names in the table encode how the blocks are split between the two, that is CPU- $X$  GPU- $Y$  implies that  $X$  blocks are computed on the CPU while  $Y$  blocks are shipped to the GPU. From the table, it is clear that for this application on this hardware CPU-only is the best option.

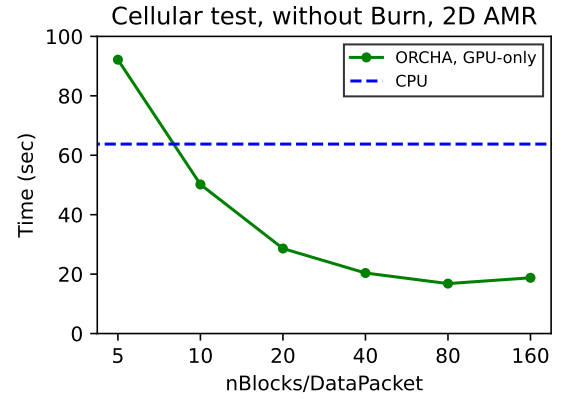
## 6.2 Cellular Results

Fig. 4 shows the performance of the Cellular application configured in 2D with Burn turned off to evaluate the impact of the additional computation introduced by H-EOS. As expected, the additional computation burden makes GPU more favorable. ORCHA with GPU-only mode outperforms CPU-only reference. In this figure, we can also more clearly see the impact of increasing the number of blocks in a

**Table 1.** Time spent in computing the portion of Hydro in the Sedov blast problem in three different modes: CPU-only (row 1), GPU-only (row 2), and CPU-GPU-split (rows 3-5). In rows 3-5, the split indicates the number of blocks computed simultaneously on CPU and GPU in one cycle. All the CPU computations are distributed over 64 cores, and the GPU computations are distributed over 4 GPUs in one node of Perlmutter.

Mode	Time (seconds)
CPU-only	7.8
GPU-only	13.8
CPU-10 GPU-20	14.3
CPU-30 GPU-20	10.4
CPU-60 GPU-50	9.37

DataPacket. The performance improves until saturation is reached at 80 blocks per DataPacket.



**Figure 4.** The time spent on Hydrodynamics calculations of 2D Cellular tests with a varying number of blocks per DataPacket (from 5 to 160 blocks along  $x$ -axis in log-scale). The nuclear burn calculation is turned off to measure performance of hydrodynamics on GPU, combined with a complex EOS model described as in Section 5.3. The higher computational intensity, arising from the Helmholtz EOS model, makes the hydrodynamics calculation more GPU-favorable, outperforming CPU-only calculation using 64 MPI ranks.

Other possible ORCHA enabled configurations and their corresponding computational pipelines for the Cellular application are enumerated below:

1.  $(\text{GPU})_{\text{Hydro}} \rightarrow (\text{CPU})_{\text{Burn}}$ : Run Hydro on the GPU, followed by running Burn on the CPU, shown in Fig. 5.
2.  $(\text{GPU}+\text{CPU})_{\text{Hydro}} \rightarrow (\text{CPU})_{\text{Burn}}$ : Run Hydro by splitting AMR blocks between CPU and GPU, followed by running Burn on CPU, shown in Fig. 6.
3.  $(\text{GPU})_{\text{Hydro}} \parallel (\text{CPU})_{\text{Burn}}$ : Run Hydro on the GPU while running Burn on the CPU simultaneously, shown in Fig. 7. This option is less accurate than the first two options because it exercises the cost-benefit trade-off described in Section 5.3.

Note that all the above configurations above are obtained by simply changing the recipe without any modification to the maintained source code in Flash-X.



**Table 2.** Time spent in computing Hydro and Burn in the Cellular problem.

mode	Time (seconds)
CPU reference	73.779
$(\text{GPU})_{\text{Hydro}} \rightarrow (\text{CPU})_{\text{Burn}}$	48.874
$(\text{GPU}+\text{CPU})_{\text{Hydro}} \rightarrow (\text{CPU})_{\text{Burn}}$	80.618
$(\text{GPU})_{\text{Hydro}} \parallel (\text{CPU})_{\text{Burn}}$	45.747

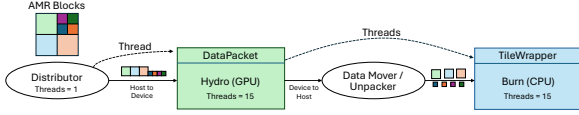
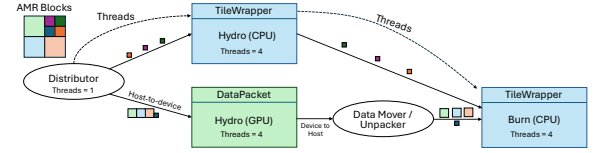
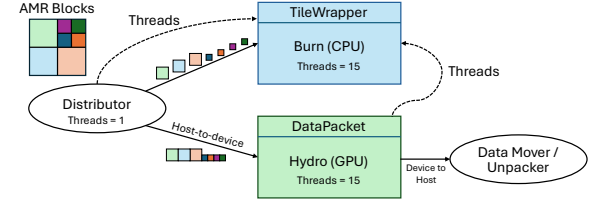
**Figure 5.**  $(\text{GPU})_{\text{Hydro}} \rightarrow (\text{CPU})_{\text{Burn}}$  runtime configuration for Cellular test, calculating Hydro on the GPU, followed by running Burn on the CPU. The distributor collects several blocks/tiles to consolidate them into a DataPacket, then transfers them to the GPU for Hydro calculation. After performing Hydro on the DataPacket, the data mover takes the DataPacket, reinterpret the data into TileWrapper form, feed into the Burn TaskFunction. The distributor and two TaskFunctions can pass their idling threads to one another, as described in dotted lines in the figure, to maximally utilize available threads. The data dependencies are represented as solid arrows.

Table 2 summarizes the performance of various Cellular configurations. The first row serves as the reference, listing CPU-only performance without ORCHA. Rows two to four list the performances of configurations in Figs. 5 to 7 respectively. Unlike Sedov, most configurations of Cellular using ORCHA outperform the reference CPU only mode. In particular,  $(\text{GPU})_{\text{Hydro}} \rightarrow (\text{CPU})_{\text{Burn}}$  mode improves performance by approximately 33.8% over the reference mode. Conversely, the  $(\text{GPU}+\text{CPU})_{\text{Hydro}} \rightarrow (\text{CPU})_{\text{Burn}}$  mode shows a performance degradation of approximately 9.3% compared to the reference mode. While somewhat unexpected, this outcome also highlights the need to put a tool in the hands of users that lets them explore different configurations in planning for production. In modern machines, many factors come into play during execution, and the obtained performance does not always match with expectations. In this instance, the performance degradation is likely to be either because of overheads from TaskFunction synchronization or suboptimal workload distribution. Knowing about the performance degradation gives users the choice of either investigating and eliminating the cause or simply using another configuration that gives a better overall outcome.

The most notable enhancement was seen in the  $(\text{GPU})_{\text{Hydro}} \parallel (\text{CPU})_{\text{Burn}}$  mode, which concurrently computes Hydro on the GPU while processing Burn on the CPU with a performance gain of about 38.0%, demonstrating the effectiveness of parallel execution and the capability of ORCHA to leverage heterogeneous hardware resources efficiently. Overall, the results of our experiments demonstrate that ORCHA can be a very powerful tool to combat the performance portability challenges posed by the dual challenge of simultaneously increasing heterogeneity in hardware and complexity in the scientific applications.

**Figure 6.**  $(\text{GPU}+\text{CPU})_{\text{Hydro}} \rightarrow (\text{CPU})_{\text{Burn}}$  runtime configuration for Cellular test, calculating Hydro both on the CPU and GPU by splitting AMR blocks, followed by running Burn on the CPU. The distributor splits the AMR blocks into a user-defined splitting ratio and performs host-to-device transfer. Note that the depicted AMR blocks along the arrows are selected for visualizing purposes. The solid and dotted lines represent data dependencies and the passing of idling threads, respectively.**Figure 7.**  $(\text{GPU})_{\text{Hydro}} \parallel (\text{CPU})_{\text{Burn}}$  runtime configuration for Cellular test, calculating Hydro on the GPU while running Burn on the CPU, simultaneously. The distributor duplicates AMR blocks and sends them into two TaskFunctions to exploit the concurrency of the computations. Note that even if an AMR block is duplicated for two TaskFunctions, the actual physical data included in the DataPacket and TileWrapper may differ. For example, pressure information in a block is required for Hydro calculation, but it is not needed for Burn, so it will be omitted in its TileWrapper. The solid and dotted lines represent data dependencies and the passing of idling threads, respectively.

## 7 Conclusions

In this paper, we have presented a novel way of tackling platform heterogeneity by empowering the knowledgeable user to orchestrate their computation as they need. Our tools do not hide the heterogeneity of the platform from the user, instead they provide mechanisms that let the users exploit it to their advantage. The key is to hide the nit-picky details through code generation but let the broad strokes of modification and customization remain accessible. Physics solvers in the code have to follow certain coding standards, such as avoiding dynamic allocations, fully enumerating all the data in the form of annotations, and ensuring thread safety to be compatible with ORCHA. In return, they get a very powerful option of exploring the best possible configuration for their science runs by simply rewriting the recipes without the necessity of modifying the maintained source code. The degree of customizability is controlled by the authors of the physics solver through the interfaces they expose to ORCHA.

Although the present ORCHA prototype has yet to receive kernel-level refinements or advanced runtime tuning, initial tests already yield modest, repeatable speedups when GPU configurations are generated from the recipe and compared against a CPU-only baseline. These early gains indicate that ORCHA is already able to capitalize on available accelerator parallelism. Future work will focus on integrating auto-tuned kernel generations, enhanced memory layout, and adaptive scheduling policies into the runtime. These

improvements should translate ORCHA’s effortless recipe-driven reconfiguration into higher absolute performance while leaving the user workflow unchanged.

## Acknowledgment

The submitted manuscript has been created by UChicago Argonne, LLC, Operator of Argonne National Laboratory (“Argonne”). Argonne, a U.S. Department of Energy Office of Science laboratory, is operated under Contract No. DE-AC02-06CH11357. The U.S. Government retains for itself, and others acting on its behalf, a paid-up nonexclusive, irrevocable worldwide license in said article to reproduce, prepare derivative works, distribute copies to the public, and perform publicly and display publicly, by or on behalf of the Government. The Department of Energy will provide public access to these results of federally sponsored research in accordance with the DOE Public Access Plan. <http://energy.gov/downloads/doe-public-access-plan>. This work was supported by the Exascale Computing Project (17-SC-20-SC), a collaborative effort of the U.S. Department of Energy Office of Science and the National Nuclear Security Administration, and by the Scientific Discovery through Advanced Computing (SciDAC) program via the Office of Nuclear Physics and Office of Advanced Scientific Computing Research in the Office of Science at the U.S. Department of Energy. Also, this research used resources of the National Energy Research Scientific Computing Center, which is supported by the Office of Science of the U.S. Department of Energy under Contract No. DE-AC02-05CH11231.

**Funding** The author(s) disclosed receipt of the following financial support for the research, authorship, and/or publication of this article: U.S. Department of Energy, Office of Science, under contract number DE-AC02-06CH11357

## References

- Augonnet C, Thibault S, Namyst R and Wacrenier PA (2009) StarPU: A unified platform for task scheduling on heterogeneous multicore architectures. In: *Euro-Par 2009 Parallel Processing: 15th International Euro-Par Conference, Delft, The Netherlands, August 25-28, 2009. Proceedings 15*. Springer, pp. 863–874.
- Bauer M, Treichler S, Slaughter E and Aiken A (2012) Legion: Expressing locality and independence with logical regions. In: *SC’12: Proceedings of the International Conference on High Performance Computing, Networking, Storage and Analysis*. IEEE, pp. 1–11.
- Beckingsale DA, Burmark J, Hornung R, Jones H, Killian W, Kunen AJ, Pearce O, Robinson P, Ryujin BS and Scogland TR (2019) RAJA: Portable performance for large-scale scientific applications. In: *2019 IEEE/ACM International Workshop on Performance, Portability and Productivity in HPC (P3HPC)*. IEEE, pp. 71–81.
- Bosilca G, Bouteiller A, Danalis A, Favergé M, Hérault T and Dongarra JJ (2013) Parsec: Exploiting heterogeneity to enhance scalability. *Computing in Science & Engineering* 15(6): 36–45.
- Bosilca G, Harrison RJ, Hérault T, Javanmard MM, Nookala P and Valeev EF (2020) The Template Task Graph (TTG) — an emerging practical dataflow programming paradigm for scientific simulation at extreme scale. In: *2020 IEEE/ACM Fifth International Workshop on Extreme Scale Programming Models and Middleware (ESPM2)*. IEEE, pp. 1–7. DOI: 10.1109/ESPM251964.2020.00011.
- Chamberlain BL, Callahan D and Zima HP (2007) Parallel programmability and the Chapel language. *The International Journal of High Performance Computing Applications* 21(3): 291–312.
- Clement V, Ferrachat S, Fuhrer O, Lapillonne X, Osuna CE, Pincus R, Rood J and Sawyer W (2018) The CLAW DSL: Abstractions for performance portable weather and climate models. In: *Proceedings of PASC*. pp. 1–10.
- Couch SM, Carlson J, Pajkos M, O’Shea BW, Dubey A and Klosterman T (2021) Towards performance portability in the Spark astrophysical magnetohydrodynamics solver in the Flash-X simulation framework. *Parallel Computing* 108: 102830.
- Dagum L and Menon R (1998) OpenMP: An industry-standard API for shared-memory programming. *IEEE Comput. Sci. Eng.* 5(1): 46–55. DOI:10.1109/99.660313.
- Dennard RH, Gaensslen FH, Yu HN, Rideout VL, Bassous E and LeBlanc AR (1974) Design of ion-implanted mosfet’s with very small physical dimensions. *IEEE Journal of solid-state circuits* 9(5): 256–268.
- Dubey A, Lee Y, Klosterman T and Vatai E (2025) A tool and a methodology to use macros for abstracting variations in code for different computational demands. *Future Generation Computer Systems* 173: 106937. DOI:10.1016/j.future.2023.07.014. URL <http://dx.doi.org/10.1016/j.future.2023.07.014>.
- Dubey A, Weide K, O’Neal J, Dhruv A, Couch S, Harris JA, Klosterman T, Jain R, Rudi J, Messer B, Pajkos M, Carlson J, Chu R, Wahib M, Chawdhary S, Ricker PM, Lee D, Antypas K, Riley KM, Daley C, Ganapathy M, Timmes FX, Townsley DM, Vanella M, Bachan J, Rich PM, Kumar S, Endeve E, Hix WR, Mezzacappa A and Papatheodore T (2022) Flash-X: A multiphysics simulation software instrument. *SoftwareX* 19: 101168. DOI:10.1016/j.softx.2022.101168.
- Duran A, Ferrer R, Ayguadé E, Badia RM and Labarta J (2009) A proposal to extend the OpenMP tasking model with dependent tasks. *International Journal of Parallel Programming* 37: 292–305.
- Earl C, Might M, Bagusetty A and Sutherland JC (2017) Nebo: An efficient, parallel, and portable domain-specific language for numerically solving partial differential equations. *Journal of Systems and Software* 125: 389–400.
- Edwards HC, Trott CR and Sunderland D (2014) Kokkos: Enabling manycore performance portability through polymorphic memory access patterns. *Journal of Parallel and Distributed Computing* 74(12): 3202–3216. DOI:10.1016/j.jpdc.2014.07.003. Domain-Specific Languages and High-Level Frameworks for High-Performance Computing.
- Gysi T, Osuna C, Fuhrer O, Bianco M and Schulthess TC (2015) STELLA: A domain-specific tool for structured grid methods in weather and climate models. In: *SC ’15: Proceedings of the international conference for high performance computing, networking, storage and analysis*. pp. 1–12. DOI:10.1145/2807591.2807627.

- Heller T, Kaiser H and Iglberger K (2013) Application of the ParalleX execution model to stencil-based problems. *Computer Science-Research and Development* 28: 253–261.
- Herdman JA, Gaudin WP, Perks O, Beckingsale DA, Mallinson AC and Jarvis SA (2014) Achieving portability and performance through OpenACC. In: *2014 First Workshop on Accelerator Programming using Directives*. pp. 19–26. DOI:10.1109/WACCPD.2014.10.
- Medina DS, St-Cyr A and Warburton T (2014) OCCA: A unified approach to multi-threading languages. *arXiv preprint arXiv:1403.0968* DOI:10.48550/arXiv.1403.0968.
- Mittal S and Vetter JS (2015) A survey of CPU–GPU heterogeneous computing techniques. *ACM Computing Surveys (CSUR)* 47(4): 1–35.
- Numrich RW and Reid J (1998) Co-array fortran for parallel programming. *SIGPLAN Fortran Forum* 17(2): 1–31. DOI: 10.1145/289918.289920.
- NVIDIA (2024) CUDA C++ Programming Guide (12.4) - CUDA Graphs. <https://docs.nvidia.com/cuda/cuda-c-programming-guide/index.html#cuda-graphs>. [Online; accessed 25 July 2024].
- O’Neal J, Wahib M, Dubey A, Weide K, Klosterman T and Rudi J (2022) Domain-specific runtime to orchestrate computation on heterogeneous platforms. In: *Euro-Par 2021: Parallel Processing Workshops*. Springer International Publishing, pp. 154–165. DOI:10.1007/978-3-031-06156-1\_13.
- Ragan-Kelley J, Barnes C, Adams A, Paris S, Durand F and Amarasinghe S (2013) Halide: a language and compiler for optimizing parallelism, locality, and recomputation in image processing pipelines. *ACM Sigplan Notices* 48(6): 519–530.
- Reinders J, Ashbaugh B, Brodman J, Kinsner M, Pennycook J and Tian X (2021) *Data parallel C++: Mastering DPC++ for programming of heterogeneous systems using C++ and SYCL*. Springer Nature. DOI:10.1007/978-1-4842-5574-2.
- Rudi J, Lee Y, Chadha AH, Wahib M, Weide K, O’Neal JP and Dubey A (2025) CG-Kit: Code generation toolkit for performant and maintainable variants of source code applied to Flash-X hydrodynamics simulations. *Future Generation Computer Systems* 163: 107511. DOI:https://doi.org/10.1016/j.future.2024.107511. URL <https://www.sciencedirect.com/science/article/pii/S0167739X24004758>.
- Sedov LI (1993) *Similarity and Dimensional Methods in Mechanics*. 10 edition. CRC Press. DOI:10.1201/9780203739730.
- Tate A, Kamil A, Dubey A, Groblinger A, Chamberlain B, Goglin B, Edwards HC, Newburn CJ, Padua D, Unat D et al. (2014) Programming abstractions for data locality. Technical report, Office of Scientific and Technical Information (OSTI).
- Thavappiragasam M, Harris JA, Endeve E and Videau B (2024) Performance porting the exastar multi-physics app thornado on heterogeneous systems-a fortran-openmp code-base evaluation. In: *International Workshop on OpenMP*. Springer, pp. 16–30.
- Timmes F, Zingale M, Olson K, Fryxell B, Ricker P, Calder A, Dursi L, Tufo H, MacNeice P, Truran J and Rosner R (2000) On the cellular structure of carbon detonations. *Astrophysical Journal* 543(2 PART 1): 938–954. DOI:10.1086/317135.