

Interpreting Hubble tension with a cascade decaying dark matter sector

Quan Zhou, Zixuan Xu and Sibor Zheng

Department of Physics, Chongqing University, Chongqing 401331, China

Abstract

Hubble tension can be alleviated by altering either early- or late-time Λ CDM. So far, extensive studies have shown that only early dark energy or ad hoc combinations of those two-fold effects can reduce the tension to 3σ or lower. In this work, we improve the later solution by considering a cascade decaying dark matter sector, where a parent particle produces relativistic dark matter in the early Universe and the dark matter subsequently decays to neutrinos in the late-time Universe. We parametrize this model with four model parameters, carry out a Markov Chain Monte Carlo fit to Planck 2018+BAO+Pantheon data sets, and compare it to Big Bang Nucleosynthesis limits, neutrino flux bounds, and Planck and SDSS data about matter power spectra. Within parameter regions reducing the Hubble tension to 3.2σ and compatible with the existing constraints, the main phenomenological features include a larger $S_8 \sim 0.84$, smaller $n_s \sim 0.95$ and larger matter power spectra relative to the Λ CDM, which are left for future tests.

Contents

1	Introduction	1
2	Cascade decaying dark matter sector: parametrization	3
2.1	Production	3
2.2	Decay	5
3	MCMC analysis	6
3.1	Data sets	6
3.2	Numerical results	6
4	Complementary tests	10
4.1	BBN	10
4.2	Neutrino flux	10
4.3	Matter power spectra	11
5	Conclusion	14

1 Introduction

Hubble parameter H is a basic cosmological observable characterizing the expansion speed of Universe. Assuming Λ CDM, there exists a $\sim 5.8\sigma$ tension¹ between an indirect measurement from the Planck 2018 data [1] about Cosmic Microwave Background (CMB) reporting a value of $H_0 = 67.36 \pm 0.54 \text{ km s}^{-1} \text{ Mpc}^{-1}$ at the 68% confidence level (CL), and a direct measurement from the local experiment SH0ES [2–5] giving $H_0 = 73.01 \pm 0.92 \text{ km s}^{-1} \text{ Mpc}^{-1}$. Since both measurements are in high precision, it is unlikely to remove this tension in terms of systematical uncertainties. As a result, this so-called Hubble tension is a robust signal of new physics beyond the Λ CDM cosmology.

Looking for a clue to reduce the Hubble tension, one has to keep in mind the following angle precisely measured by Planck,

$$\theta_s = \frac{r_s(z_*)}{D_A(z_*)}, \quad (1)$$

where $r_s(z) = \int_z^\infty c_s dz' / H(z')$ is the sound horizon and $D_A(z) = \int_0^z dz' / H(z')$ is the angular distance, with z_* the redshift at recombination. A nearly fixed value of θ_s in eq.(1) implies

¹The tension level depends on an explicit criterion adopted. In this work, we follow the DAMP criterion [13] except mentioned otherwise.

that the solution to Hubble tension can be either early- or late-time one, corresponding to lowering $r_s(z_*)$ and increasing $D_A(z_*)$ respectively. For comprehensive reviews on these solutions, see e.g, [6–8], showing that either a single early- or late-time effect is insufficient to reduce the Hubble tension to acceptable level of 3σ except an early dark energy [9–11].

Resolving the Hubble tension seems to favor an attendance of both the early- and late-time effect as illustrated by e.g, $m_e + \Omega_K$ [8, 12], which reduces the tension to $\sim 3\sigma$; see [8] for more examples. Instead of ad hoc combinations of those two-fold effects, in this work we investigate non- Λ CDM models where the two-fold effects take place simultaneously with the following criteria:

- Only one component of Λ CDM such as radiation, dark energy and dark matter (DM) is altered, in order to avoid ad hoc combination of the two-fold effects.
- Model realization is possible or even natural from a viewpoint of new physics beyond Standard Model (SM).

Explicitly, we consider to replace the cold dark matter (CDM) component of Λ CDM with a cascade decaying DM (CDDM), where a decay of parent particle produces relativistic DM in the early-time Universe, and the DM decays rather than is absolutely stable in the late-time Universe.

Previously, altering the CDM component to reduce the Hubble tension has been studied in the literature. For the relativistic effect of non-CDM on H_0 , refs. [14–16] have shown that Big Bang nucleosynthesis (BBN) limits prohibit a reduction of the tension down to 3σ . For the late-time decay of DM into (dark) photons,² refs.[17–23] have shown that Planck data only allows a mild reduction on the tension. In this work, we investigate whether a CDDM with these two-fold effects can reduce the Hubble tension to 3σ or lower, without violating existing constraints.

The rest of this paper is structured as follows. Sec.2 is devoted to parametrize the CDDM, which differs from the existing studies in two key points: (i) while contributing to the effective neutrino number N_{eff} , the DM energy density evolves non-trivially with redshift before the DM fluid becomes non-relativistic, and (ii) DM decaying to neutrinos rather than the (dark) photons allows relatively smaller DM lifetime to trigger larger late-time effect. We derive the relevant background and perturbation equations prepared for later numerical analysis. In Sec.3 we carry out a Markov Chain Monte Carlo (MCMC) analysis of CDDM model to the latest data sets, showing a reduction of the tension down to 3.2σ . In Sec.4 we place Big Bang Nucleosynthesis (BBN) limits from the early Universe, and neutrino flux bounds and limits on matter power spectra from the late Universe, respectively, illustrating that resolving the tension at 3.2σ is compatible with these constraints. Finally, we conclude in Sec.5.

²Late-time DM decaying into other SM particles has been used to explain the XENON1T anomaly [27] and the recent neutrino event [28].

2 Cascade decaying dark matter sector: parametrization

In this work we consider the CDDM composed of two species χ_m , χ_M with mass m and M respectively. The χ_M particle, which is unstable with lifetime τ_M , decays to produce χ_m in the early Universe as

$$\chi_M \rightarrow \chi_m + X, \quad (\tau_M \leq 10^4 \text{ sec}), \quad (2)$$

where X denotes a SM final state. This decay induced χ_m particles are initially relativistic, but later become non-relativistic prior to the matter dominated epoch due to cosmic expansion. Afterward, the χ_m particles, serving as a cold DM with lifetime τ_m , decay into the SM neutrinos in late-time Universe as

$$\chi_m \rightarrow \nu + \bar{\nu}, \quad (\tau_m \geq 100 \text{ Gyr}). \quad (3)$$

In the rest of this section, we will show how to parametrize this CDDM, collect the set of independent model parameters, and derive background and perturbation equations for later numerical analysis.

2.1 Production

Regarding the early-time decay in eq.(2), the input parameters are composed of

$$\{\rho_{M,0}, \tau_M, M, m, m_X\}, \quad (4)$$

where $\rho_{M,0}$ denotes the present-day χ_M energy density if it does not decay and m_X the X mass. In order to produce the relativistic χ_m particles through this decay, one has to assume $M \gg m$ and $M \gg m_X$. In this situation the mass parameter m_X in eq.(4) can be simply neglected. Moreover, as χ_m serves as the DM after the matter-dominated Universe, the present-day χ_m relic density has to accommodate the observed DM relic density if it does not decay in the late-time Universe, which means that $\omega_{m,0} = \Omega_m h^2 = (\rho_{m,0}/\rho_c)h^2$ is nearly fixed with ρ_c the critical energy density and $\rho_{m,0}$ satisfying

$$\frac{\rho_{m,0}}{\rho_{M,0}} = \frac{m}{M}. \quad (5)$$

Eq.(5) implies that $\rho_{M,0}$ can be fixed by adjusting the mass parameters m and M . As a result, in eq.(4) we are left with the following three independent parameters

$$\{\tau_M, M, m\}. \quad (6)$$

To see how the parameters in eq.(6) affect the value of H_0 , we now derive the explicit forms of ρ_m and ρ_M as function of time t . First, for the non-relativistic χ_M with decay its energy density evolves as

$$\frac{d\rho_M}{dt} + 3H\rho_M = -\tau_M^{-1}\rho_M, \quad (7)$$

which gives

$$\rho_M(t) = \rho_{M,0} e^{-t/\tau_M}. \quad (8)$$

Second, the unperturbed Boltzmann equation for χ_m distribution function f_m is given by [24]

$$\frac{\partial f_m}{\partial \tau} = \frac{a \rho_{M,0} \tau_M^{-1}}{4\pi M \mathcal{H} q^3} \delta(\tau - \tau_q) \quad (9)$$

where τ is the conformal time, \mathcal{H} the conformal Hubble rate, $q = a(\tau_q) p_{\max}$ the comoving momentum with $p_{\max} \approx M/2$ the decay induced momentum without suffering from the cosmic expansion. Given the distribution function the energy density reads as [25]

$$\rho_m(t) = \frac{1}{a^4(t)} \int q^2 dq d\Omega \epsilon f_1(q) \quad (10)$$

where $\epsilon = \sqrt{q^2 + m^2 a^2(t)}$ is the comoving energy. Substituting the solution of eq.(9) into eq.(10) gives us the explicit form of $\rho_m(t)$.

Using eq.(5), we can rewrite eq.(10) as [26]

$$\rho_m(t) \approx \frac{\rho_{m,0} \tau_M^{-1}}{a^3(t)} \int_0^t e^{-t_D/\tau_M} \sqrt{1 + \frac{M^2}{4m^2} \left(\frac{a_D}{a(t)} \right)^2} dt_D, \quad (11)$$

where the subscript “D” refers to decay. Compared to the time of radiation-matter equality with $t_{\text{eq}} \approx 1.6 \times 10^{12}$ sec, if the decay takes place at time t_D late enough to let the a_D/a_{eq} -term dominate over unity, then one finds ρ_m scales as $\sim a^{-4}$, suggesting that χ_m behaves as a relativistic particle.³ Under this circumstance, it contributes to the effective neutrino number

$$\Delta N_{\text{eff}}(t_{\text{eq}}) \approx 1.19 \times \sqrt{\frac{\tau_M}{t_{\text{eq}}}} \frac{M}{m}, \quad (12)$$

at the time of radiation-matter equality, where we have used $a_D/a_{\text{eq}} \approx (t_D/t_{\text{eq}})^{1/2}$ during the radiation-dominated epoch. Eq.(12) shows that a large value of H_0 can be obtained by choosing a large τ_M and a large mass ratio of M/m . For example, with $\tau_M \sim 10^4$ sec and $M/m \sim 10^3$, we have $\Delta N_{\text{eff}}(t_{\text{eq}}) \sim 0.1$.

The early-time improvement on H_0 is however limited. First, the Hubble rate enhanced at the early-time Universe leads to a smaller value of sound horizon $r_s(z_*)$ with z_* the redshift at recombination, which is subject to the CMB constraints as discussed in Sec.3. Second, the early-time decay induced energy injection into the SM thermal bath affects the light element abundances including D, ^4He and ^7Li , which is therefore constrained by the BBN limits. As discussed in Sec.4.1, the BBN limits are stringent for $\tau_M > 10^4$ but become weak for smaller values of τ_M . In this sense, we restrict to the parameter range of $\tau_M \leq 10^4$ in the following analysis.

³This relativistic behavior can be also interpreted in terms of equation of state of χ_m , see [26] for details.

2.2 Decay

Regarding the late-time decay in eq.(3), the inputs are composed of

$$\{\text{Br}, \tau_m\}, \quad (13)$$

where Br is the branching ratio of this decay channel. If one simply chooses $\text{Br} = 1$ as we adopt here, τ_m is the only model parameters controlling the late-times deviations from ΛCDM .

Due to the χ_m decay, the background equation of ρ_m and ρ_ν is modified as [29]

$$\begin{aligned} \rho'_m + 3\frac{a'}{a}\rho_m &= -a\tau_m^{-1}\rho_m, \\ \rho'_\nu + 4\frac{a'}{a}\rho_\nu &= a\tau_m^{-1}\rho_m, \end{aligned} \quad (14)$$

respectively, where primes denote derivatives with respect to the conformal time.

Moreover, the matter perturbation δ_m changes in synchronous gauge as

$$\delta_m = -\frac{h'}{2}, \quad (15)$$

with h one of the two scalar modes in this gauge. This decay induced changes in the perturbation equation of neutrino energy density δ_ν in synchronous gauge evolve as [23]

$$\begin{aligned} \delta'_\nu + \frac{4}{3}\theta_\nu + \frac{2}{3}h' &= a\tau_m^{-1}\frac{\rho_m}{\rho_\nu}(\delta_m - \delta_\nu), \\ \theta'_\nu - \frac{k^2}{4}(\delta_\nu - 4\sigma_\nu) &= -a\tau_m^{-1}\frac{\rho_m}{\rho_\nu}\theta_\nu, \\ \sigma'_\nu - \frac{4}{15}\theta_\nu - \frac{2}{15}h' - \frac{4}{5}\eta' + \frac{3}{10}kF_{\nu 3} &= -a\tau_m^{-1}\frac{\rho_m}{\rho_\nu}\sigma_\nu, \\ F'_{\nu\ell} + \frac{k}{2\ell+1}[(\ell+1)F_{\nu\ell+1} - \ell F_{\nu\ell-1}] &= 0, \quad \ell \geq 3, \end{aligned} \quad (16)$$

by using [30], where k is the wavenumber and $F_{\nu\ell}$ are defined in [25, 29].

Similar to the early-time improvement, the late-time improvement on H_0 is also constrained. On one hand, neutrinos due to the late-time decay of χ_m contribute to neutrino flux constrained by existing data as discussed in Sec.4.2. On the other hand, the late-time decay of χ_m results in a suppression (increase) on the matter power spectra at small (large) scales [23, 29], which is constrained by the existing data about matter power spectra as discussed in Sec.4.3.

Model parameters	<i>I</i>	<i>II</i>	<i>III</i>	<i>IV</i>
M/m	1000	11000	11000	11000
τ_M [sec]	1000	2500	2500	2500
τ_m [Gyr]	150	150	300	1000
m [GeV]	$[10^{-3}, 1]$	$[10^{-3}, 1]$	$[10^{-3}, 1]$	$[10^{-3}, 1]$

Table 1: Four CDDM models with the model parameters composed of $\{M, \tau_M, m, \tau_m\}$, all of which are fixed except the DM mass m .

3 MCMC analysis

Implementing the background and linear perturbation equations in Sec.2 to the Boltzmann solver CLASS [31, 32], with a couple of modified branches therein, we now use MontePython [33] to carry out the MCMC analysis on the CDDM model.

3.1 Data sets

We fit the CDDM model in Sec.2 to the following data sets.

- Planck: we constrain the CMB TT, TE, EE + lowE + lensing power spectra via [34, 57].
- BAO: we consider the data from 6dFGS [36], BOSSDR7 [37] and DR12 [38], and eBOSS DR16 [39].
- Pantheon: we impose the SN Ia luminosity data from [40].

To be clarify, we will not take into account the LSS data [41, 42] following the argument of [8]. Given the inapplicability of the halofit prescription for calculating non-linear matter power spectra in the late-time decaying DM models [29], we conservatively exclude the full $P(k)$ dataset from CFHTLenS [41] entering into the non-linear scales up to $k \sim 5$ h/Mpc. In practice, adding the LSS data to the above data sets can give rise to a larger best-fit value of H_0 .

3.2 Numerical results

We now present the results of four CDDM models *I-IV* as shown in Table.1, where all of the model parameters are fixed except the DM mass m .

In terms of MCMC fit of the models *I-IV* to the Planck 2018+BAO+Pantheon data sets, we show a short chain of parameters including H_0 in fig.1, the best-fit values of the

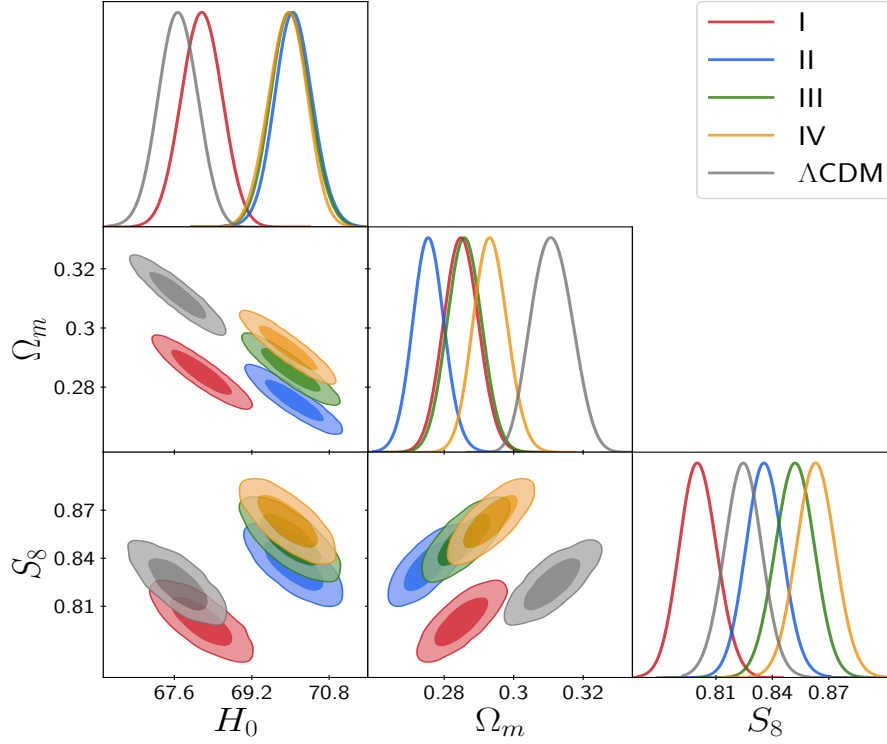


Figure 1: A short chain of MCMC fit of the CDDM models *I-IV* in Table.1 to the Planck 2018+BAO+Pantheon data sets, as compared to the Λ CDM (in gray), where H_0 is in units of $\text{km s}^{-1}\text{Mpc}^{-1}$.

Cosmological parameters	<i>I</i>	<i>II</i>	<i>III</i>	<i>IV</i>
$10^2\omega_b$	2.238629	2.288454	2.298523	2.283133
$\omega_{\text{dm}}^{\text{ini}}$	0.1209978	0.1236136	0.1219745	0.1232426
$100\theta_s$	1.041888	1.040730	1.040705	1.040793
$\ln(10^{10}A_s)$	3.055174	2.999885	3.000704	3.000614
n_s	0.9643806	0.9434179	0.9460613	0.9422062
τ_{reio}	0.05683007	0.05249539	0.05459009	0.0539924
H_0	68.10504	69.90806	70.26125	69.54282
S_8	0.8042742	0.8382538	0.8443614	0.8746538
Ω_m	0.2862790	0.2779738	0.2827627	0.2986182
r_{drag}	146.8210	144.5234	144.8464	144.6760

Table 2: The best-fit values of the cosmological parameters in the CDDM models *I-IV* with respect to the Planck 2018+BAO+Pantheon data sets, where r_{drag} is units of Mpc.

cosmological parameters in Table.2, and a complete chain of parameters in fig.2. Several comments are in order.

- The CDDM model *I* mimics the late-time effect, with the early-time effect negligible. In this case with $\tau_m = 150$ Gyr, one obtains the best-fit value of $H_0 = 68.10 \text{ km s}^{-1} \text{ Mpc}^{-1}$ as shown in Table.2, which can be further increased by adopting a smaller τ_m . However, such small value of τ_m violates the limits on matter power spectra as discussed in Sec.4.3.
- The CDDM model *II* turns on both the early- and late-time effect. The model parameters related to the early-time effect in the model *II* are the same as in the model *I*. As seen in Table.2, the best-fit value of H_0 obviously increases to $69.91 \text{ km s}^{-1} \text{ Mpc}^{-1}$, indicating the necessity of the two-fold effect in order to reduce the Hubble tension down to 3σ .
- The necessity of the two-fold effect is further verified by the CDDM model *III*, which differs from the model *II* by replacing $\tau_m = 150$ Gyr with $\tau_m = 300$ Gyr, giving a value of $H_0 = 70.26 \text{ km s}^{-1} \text{ Mpc}^{-1}$.
- The CDDM model *IV* mimics the same early-time effect as in the model *III*, but turns off the late-time effect by choosing a large value of $\tau_m = 10^3$ Gyr. In this case, the best-fit value of H_0 decreases from 70.26 to 69.54 in units of $\text{km s}^{-1} \text{ Mpc}^{-1}$. While such a decline in H_0 can be compensated by choosing a larger values of $\tau_M > 10^4$ sec, which however violates the BBN limits as discussed in Sec.4.1.

As mentioned in the Introduction, we have followed the DMAP criterion to estimate the tension level, which defines

$$\Delta\chi^2 = \chi_{\text{CDDM}, \mathcal{D}+\text{SH0ES}}^2 - \chi_{\text{CDDM}, \mathcal{D}}^2, \quad (17)$$

with \mathcal{D} denoting the data sets of Planck 2018+BAO+Pantheon and SH0ES referring to the SH0ES data set with $H_0 = 73.2 \pm 0.9 \text{ km s}^{-1} \text{ Mpc}^{-1}$. According to Table.2, we find that the explicit tension level is $\{5.42, 3.19, 3.21, 3.48\}\sigma$ with respect to the CDDM model *I-IV*, respectively. In this sense, the CDDM models *II* and *III* improve over the ad hoc two-fold solutions such as $m_e + \Omega_K$ [8, 12], which reduce the tension to the same order as the CDDM but lack model interpretations.

As shown by *II* and *III*, the CDDM model within the parameter regions with respect to $M/m \sim 1.1 \times 10^4$, $\tau_M \sim 2500$ sec and $\tau_m \sim 150 - 300$ Gyr give a larger $S_8 \sim 0.84$ and a smaller $n_s \sim 0.95$ compared to the Λ CDM, in order to compensate the two-fold effects on the MCMC fit of the cosmological parameters to the Planck 2018+BAO+Pantheon data sets.

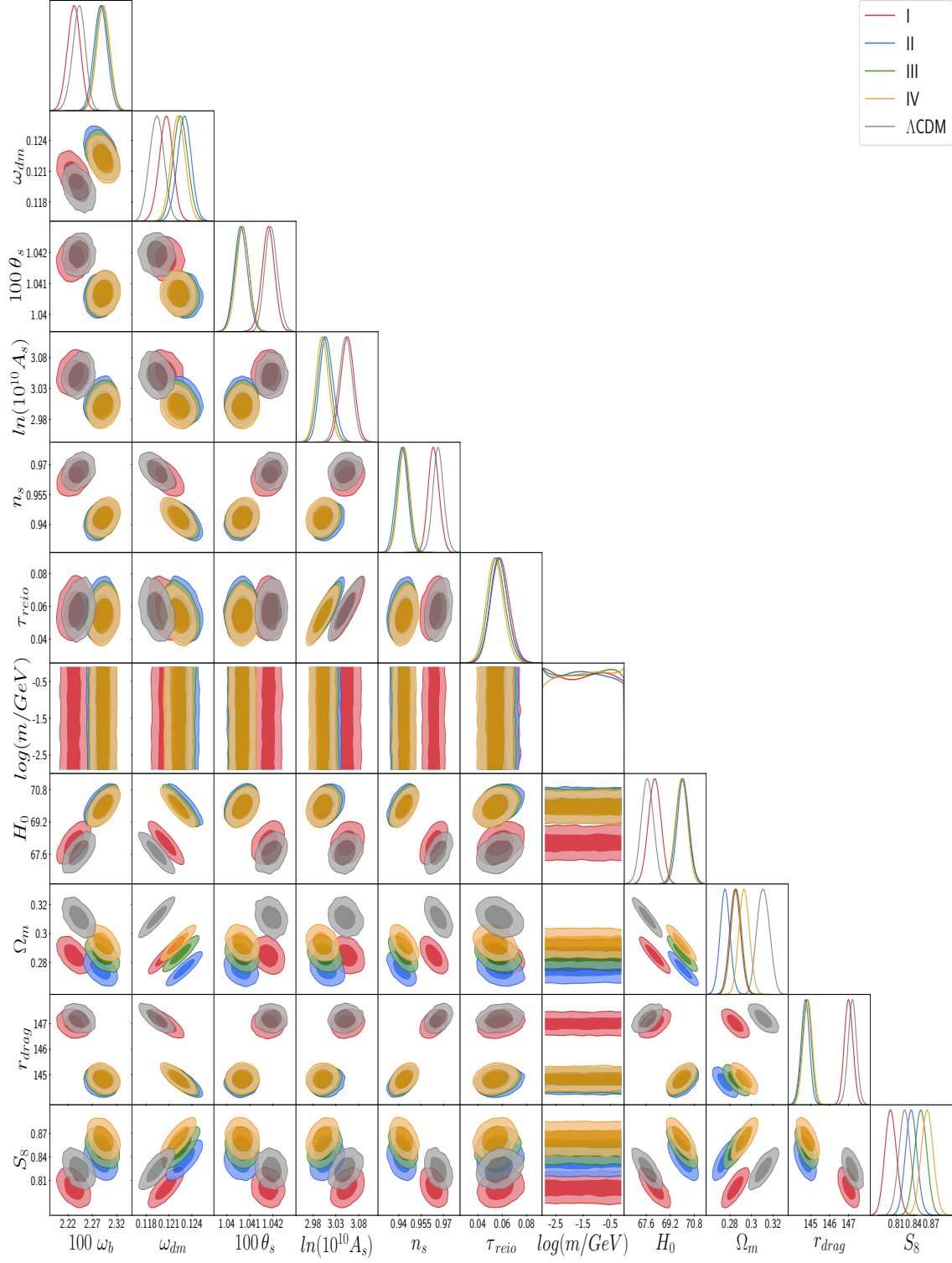


Figure 2: Same as in fig.1 but with the complete chain of the MCMC fit.

4 Complementary tests

In this section we place complementary constraints on the parameter regions of CDDM model reducing the Hubble tension.

4.1 BBN

An electromagnetic energy release [43, 44] due to the decay of χ_M during the epoch of BBN can alter the relic densities of light elements. As a result, the measured relic densities of light elements place constraints [45, 46] on the χ_M decay lifetime and the electromagnetic energy release parameter ζ_{EM} defined as

$$\zeta_{\text{EM}} = \epsilon_{\text{EM}} Y_M, \quad (18)$$

where ϵ_{EM} is the initial electromagnetic energy released in each χ_M decay in eq.(2), and $Y_M = n_M/n_\gamma$ is the number density of χ_M before they decay, normalized to the number density of background photons n_γ .

In the situation with $M \gg m$ and $M \gg m_X$ considered here, $\epsilon_{\text{EM}} \approx M/2$ for $X = \{\ell, \gamma\}$ in eq.(2) with ℓ the SM leptons.⁴ Inserting the value of ϵ_{EM} into eq.(18) gives

$$\zeta_{\text{EM}} \approx 3 \times 10^{-9} \text{GeV} \left(\frac{M}{m} \right), \quad (19)$$

where $Y_M \approx \Omega_{\text{dm}} \rho_c / (m n_{\gamma,0})$ has been used.

Fig.3 shows the BBN constraints on the plane of $(\tau_M, M/m)$ for the CDDM models *I-IV* in Table.1, where eq.(19) has been used to transfer the BBN limits on ζ_{EM} to M/m for an explicit τ_M . In this figure, the shaded regions are excluded by $D/H < 1.3 \times 10^{-5}$ and ${}^7\text{Li}/H < 0.9 \times 10^{-10}$ [45] and the relativistic criterion $M/m \geq 10$ adopted here. All of the four models locate in the region being consistent with the BBN constraints. To see which region being more capable of reducing the Hubble tension, we show contours of $\Delta N_{\text{eff}} = \{0.05, 0.1, 0.15\}$ (in dotted) at the time of radiation-matter equality therein. Compared to these curves, $\Delta N_{\text{eff}}(t_{\text{eq}}) \geq 0.1$ can be achieved in the CDDM models *II-IV*, verifying that the early-time effects in these models are strong enough to uplift the value of H_0 without violating the BBN limits.

4.2 Neutrino flux

The late-time DM decay into neutrinos contributes to neutrino flux constrained by various neutrino telescope data. The lower limit on τ_m increases from $\sim 10^{19}$ sec to $\sim 10^{27}$ sec with respect to m from 10^{-3} GeV to 10^3 GeV, suggesting that smaller m range as considered in Sec.3 is allowed to provide larger late-time effect.

⁴If X is neutrino, the BBN limits can be relaxed, see e.g, [47].

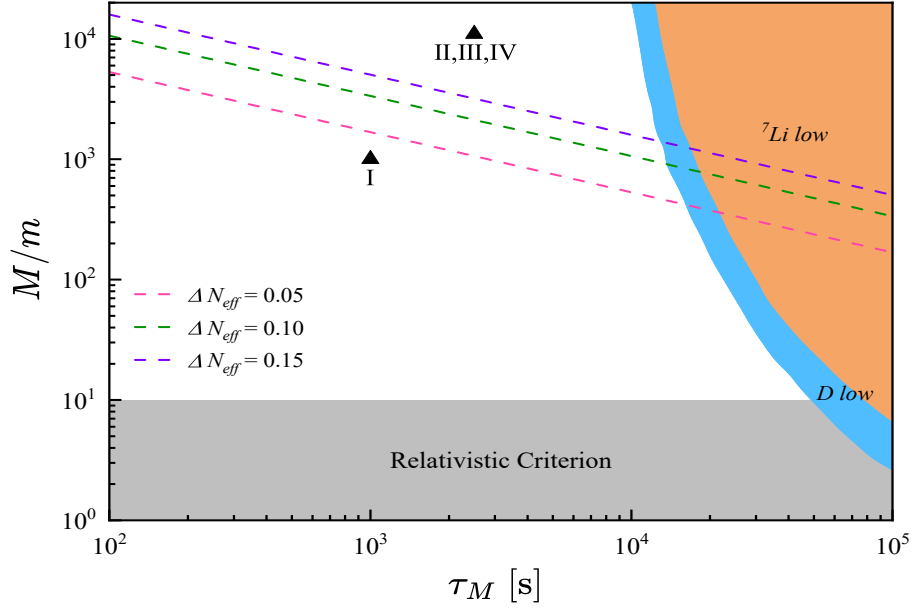


Figure 3: The parameter regions of CDDM models *I-IV* compared to the BBN constraints [45] and the relativistic criterion $M/m \geq 10$ adopted. Here, the contours of $\Delta N_{\text{eff}}(t_{\text{eq}}) = \{0.05, 0.1, 0.15\}$ at the time of radiation-matter equality are shown in dotted.

Fig.4 shows the planes of (m, τ_m) extracted from fig.2 for the CDDM models *I-IV*, which are compared to the existing bounds [48] including Borexino [49], KamLAND [50], and SK- $\bar{\nu}_e$ [51], SK-Olivares [52] and SK atm [53]. As seen in this figure, the upper bound on τ_m depends on the value of m . Specifically, $\tau_m \leq 10^{19}$ sec allowing large late-time effect is allowed in the mass range of $m \leq 5$ MeV. In contrast, for $m \geq 8 \times 10^{-3} (10^{-2})$ GeV, τ_m has to be larger than $\sim 10^{20} (10^{21})$ sec, implying that the late-time effect on H_0 due to the DM decay is negligible. In other words, the CDDM models *II* and *III* that help reduce the Hubble tension to 3.2σ are compatible with the existing neutrino telescope data with $m \leq 5$ MeV.

4.3 Matter power spectra

Apart from contributing to the neutrino flux, the late-time DM decay also results in deviations in the matter power spectra $P_m(k)$ from that of Λ CDM, depending on the value of τ_m . These deviations can be probed by a variety of cosmological experiments. Following [54], ref.[55] has showed the constraints on $P_m(k)$ at $z = 0$ over a wide range of k in terms of the Planck 2018 temperature, polarization, and lensing reconstruction power spectra [56, 57] and a sample of luminous red galaxies from the SDSS seventh data release (DR7) [58], among others.⁵

⁵We do not include data points entering in the non-linear regime with $k > 0.2 \text{ Mpc}^{-1}$, where large non-linear effects on $P_m(k)$ have to be taken into account.

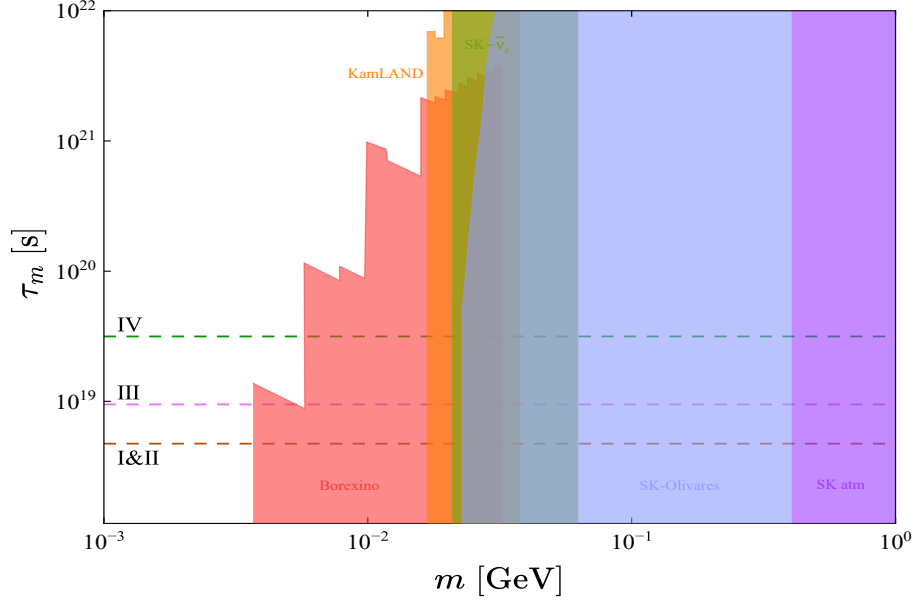


Figure 4: Neutrino flux constraints [48] on the CDDM models *I-IV* in the mass range of $m \leq 1$ GeV including Borexino [49], KamLAND [50], and SK- $\bar{\nu}_e$ [51], SK-Olivares [52] and SK atm [53].

Fig.5 shows deviations in the matter power spectra $P_m(k)$ at $z = 0$ from the values of Λ CDM.

- At large scales with $k < k_{\text{eq}} \approx 0.01 \text{ Mpc}^{-1}$, the values of $P_m(k)$ is increased by smaller values of Ω_m due to the late-time effect.
- At intermediate scales with $k_{\text{eq}} < k < 0.2 \text{ Mpc}^{-1}$, the deviations in $P_m(k)$ are affected by both the early- and late-time effect. The early-time effect imposes a correlation between H_0 and $P_m(k)$ as shown in [14, 16], which requires an obvious increase in $P_m(k)$ for a larger H_0 compared to the Λ CDM. In contrast, the late-time effect leads to the smaller Ω_m suppressing the growth factor $D(a)$ [29] relative to the Λ CDM. A combination of these two-fold effects finally gives rise to a larger $P_m(k)$ at the intermediate scales.

As a result, the sign of deviations $\Delta P_m = P_m(k) - P_{m,\Lambda\text{CDM}}(k)$ as shown in the bottom panel of fig.5, is always positive over the whole range of k considered, serving a distinctive signal of CDDM models, apart from those previously mentioned in Sec.3.2.

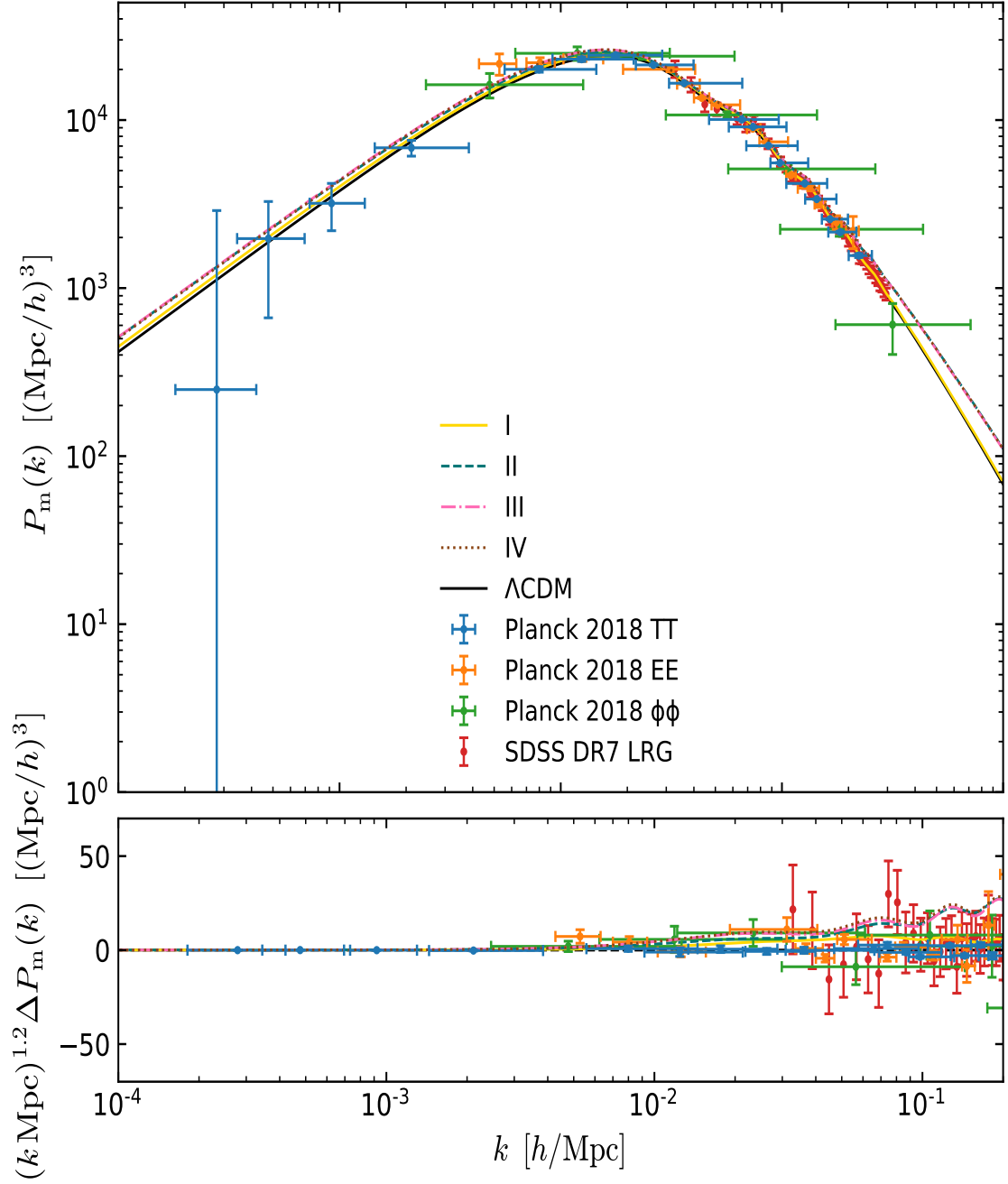


Figure 5: Top: Data points [55] collected from Planck 2018 CMB data and SDSS DR7 LRG, compared to the matter power spectra $P_m(k)$ of best-fit Planck 2018 ΛCDM model (in solid black line) and of CDDM models *I-IV* in Table.1. Bottom: deviations of the CDDM models from the ΛCDM compared to the data.

5 Conclusion

Hubble tension favors an early-time and/or late-time modification to the Λ CDM. So far, reducing this tension to 3σ or lower can be achieved only by the early dark energy or ad hoc combinations of the two-fold effects. In this work we have improved the later solution by the CDDM model, in the sense that it reduces the tension to $\sim 3\sigma$ the same level as in ad hoc combinations of the two-fold effects but is more realistic from the perspective of model building.

We have made a systematic phenomenological analysis on the CDDM model. First, we have parametrized the model with four model parameters composed of $\{M, m, \tau_M, \tau_m\}$. After implementing the background and linear perturbation equations to CLASS, we have made the MCMC fit of this model to the Planck 2018+BAO+Pantheon data sets. We have shown that the parameter regions with respect to $M/m \sim 1.1 \times 10^4$, $\tau_M \sim 2500$ sec, $\tau_m \sim 150 - 300$ Gyr and $m \leq 5$ MeV can reduce the tension to 3.2σ , without violating the existing constraints from the BBN, neutrino flux bounds, and Planck and SDSS data on the matter power spectra. Therein the main phenomenological features include a larger $S_8 \sim 0.84$, smaller $n_s \sim 0.95$ and larger $P_m(k)$ in the range of $k \sim 10^{-4} - 10^{-1} h/\text{Mpc}$ compared to the Λ CDM, which are left for future tests.

There are a few interesting points not explored. For example, only the CDDM phenomenology has been addressed, it is interesting to investigate model realizations of CDDM models *II* and *III*. Moreover, implications of the smaller $n_s \sim 0.95$ to various inflation models also deserve a detailed study.

References

- [1] N. Aghanim *et al.* [Planck], *Astron. Astrophys.* **641**, A6 (2020) [erratum: *Astron. Astrophys.* **652**, C4 (2021)], [arXiv:1807.06209 [astro-ph.CO]].
- [2] A. G. Riess, S. Casertano, W. Yuan, L. M. Macri and D. Scolnic, *Astrophys. J.* **876**, no.1, 85 (2019), [arXiv:1903.07603 [astro-ph.CO]].
- [3] A. G. Riess, *et al.* *Astrophys. J. Lett.* **908** (2021) no.1, L6, [arXiv:2012.08534 [astro-ph.CO]].
- [4] A. G. Riess, W. Yuan, L. M. Macri, D. Scolnic, D. Brout, S. Casertano, D. O. Jones, Y. Murakami, L. Breuval and T. G. Brink, *et al.* *Astrophys. J. Lett.* **934**, no.1, L7 (2022), [arXiv:2112.04510 [astro-ph.CO]].
- [5] Y. S. Murakami, A. G. Riess, B. E. Stahl, W. D. Kenworthy, D. M. A. Pluck, A. Maccoretta, D. Brout, D. O. Jones, D. M. Scolnic and A. V. Filippenko, *JCAP* **11**, 046 (2023), [arXiv:2306.00070 [astro-ph.CO]].

- [6] E. Di Valentino, O. Mena, S. Pan, L. Visinelli, W. Yang, A. Melchiorri, D. F. Mota, A. G. Riess and J. Silk, *Class. Quant. Grav.* **38**, no.15, 153001 (2021), [arXiv:2103.01183 [astro-ph.CO]].
- [7] N. Schöneberg, G. Franco Abellán, A. Pérez Sánchez, S. J. Witte, V. Poulin and J. Lesgourgues, *Phys. Rept.* **984**, 1-55 (2022), [arXiv:2107.10291 [astro-ph.CO]].
- [8] A. R. Khalife, M. B. Zanjani, S. Galli, S. Günther, J. Lesgourgues and K. Benabed, *JCAP* **04**, 059 (2024), [arXiv:2312.09814 [astro-ph.CO]].
- [9] T. Karwal and M. Kamionkowski, *Phys. Rev. D* **94**, no.10, 103523 (2016), [arXiv:1608.01309 [astro-ph.CO]].
- [10] E. Mörtzell and S. Dhawan, *JCAP* **09**, 025 (2018), [arXiv:1801.07260 [astro-ph.CO]].
- [11] V. Poulin, T. L. Smith, T. Karwal and M. Kamionkowski, *Phys. Rev. Lett.* **122**, no.22, 221301 (2019), [arXiv:1811.04083 [astro-ph.CO]].
- [12] T. Sekiguchi and T. Takahashi, *Phys. Rev. D* **103**, no.8, 083507 (2021), [arXiv:2007.03381 [astro-ph.CO]].
- [13] M. Raveri and W. Hu, *Phys. Rev. D* **99**, no.4, 043506 (2019), [arXiv:1806.04649 [astro-ph.CO]].
- [14] N. Blinov, C. Keith and D. Hooper, *JCAP* **06**, 005 (2020), [arXiv:2004.06114 [astro-ph.CO]].
- [15] A. S. de Jesus, N. Pinto-Neto, F. S. Queiroz, J. Silk and D. R. da Silva, *Eur. Phys. J. C* **83**, no.3, 203 (2023), [arXiv:2212.13272 [hep-ph]].
- [16] S. S. da Costa, D. R. da Silva, Á. S. de Jesus, N. Pinto-Neto and F. S. Queiroz, *JCAP* **04**, 035 (2024), [arXiv:2311.07420 [astro-ph.CO]].
- [17] K. Vattis, S. M. Koushiappas and A. Loeb, *Phys. Rev. D* **99**, no.12, 121302 (2019), [arXiv:1903.06220 [astro-ph.CO]].
- [18] K. L. Pandey, T. Karwal and S. Das, *JCAP* **07**, 026 (2020), [arXiv:1902.10636 [astro-ph.CO]].
- [19] S. J. Clark, K. Vattis and S. M. Koushiappas, *Phys. Rev. D* **103**, no.4, 043014 (2021), [arXiv:2006.03678 [astro-ph.CO]].
- [20] G. Franco Abellán, R. Murgia and V. Poulin, *Phys. Rev. D* **104**, no.12, 12 (2021), [arXiv:2102.12498 [astro-ph.CO]].
- [21] T. Simon, G. Franco Abellán, P. Du, V. Poulin and Y. Tsai, [arXiv:2203.07440 [astro-ph.CO]].

- [22] S. Alvi, T. Brinckmann, M. Gerbino, M. Lattanzi and L. Pagano, [arXiv:2205.05636 [astro-ph.CO]].
- [23] Z. Xu, S. Xu, R. Zhang and S. Zheng, JHEP **09**, 182 (2023), [arXiv:2304.02904 [hep-ph]].
- [24] S. Aoyama, T. Sekiguchi, K. Ichiki and N. Sugiyama, JCAP **07**, 021 (2014), [arXiv:1402.2972 [astro-ph.CO]].
- [25] C. P. Ma and E. Bertschinger, Astrophys. J. **455**, 7-25 (1995), [arXiv:astro-ph/9506072 [astro-ph]].
- [26] G. Blackadder and S. M. Koushiappas, Phys. Rev. D **90**, no.10, 103527 (2014), [arXiv:1410.0683 [astro-ph.CO]].
- [27] S. Xu and S. Zheng, Eur. Phys. J. C **81**, no.5, 446 (2021), [arXiv:2012.10827 [hep-ph]].
- [28] K. Kohri, P. K. Paul and N. Sahu, [arXiv:2503.04464 [hep-ph]].
- [29] V. Poulin, P. D. Serpico and J. Lesgourgues, JCAP **08**, 036 (2016), [arXiv:1606.02073 [astro-ph.CO]].
- [30] M. Kaplinghat, R. E. Lopez, S. Dodelson and R. J. Scherrer, Phys. Rev. D **60**, 123508 (1999), [arXiv:astro-ph/9907388 [astro-ph]].
- [31] J. Lesgourgues, [arXiv:1104.2932 [astro-ph.IM]].
- [32] D. Blas, J. Lesgourgues and T. Tram, JCAP **07**, 034 (2011), [arXiv:1104.2933 [astro-ph.CO]].
- [33] T. Brinckmann and J. Lesgourgues, Phys. Dark Univ. **24**, 100260 (2019), [arXiv:1804.07261 [astro-ph.CO]].
- [34] N. Aghanim *et al.* [Planck], Astron. Astrophys. **641**, A5 (2020), [arXiv:1907.12875 [astro-ph.CO]].
- [35] N. Aghanim *et al.* [Planck], Astron. Astrophys. **641**, A8 (2020), [arXiv:1807.06210 [astro-ph.CO]].
- [36] F. Beutler, *et al.* Mon. Not. Roy. Astron. Soc. **416**, 3017-3032 (2011), [arXiv:1106.3366 [astro-ph.CO]].
- [37] A. J. Ross, *et al.* Mon. Not. Roy. Astron. Soc. **449**, no.1, 835-847 (2015), [arXiv:1409.3242 [astro-ph.CO]].
- [38] S. Alam *et al.* [BOSS], Mon. Not. Roy. Astron. Soc. **470**, no.3, 2617-2652 (2017), [arXiv:1607.03155 [astro-ph.CO]].
- [39] S. Alam *et al.* [eBOSS], Phys. Rev. D **103**, no.8, 083533 (2021), [arXiv:2007.08991 [astro-ph.CO]].

- [40] D. M. Scolnic, D. O. Jones, A. Rest, *et al.* *Astrophys. J.* **859**, no.2, 101 (2018). [arXiv:1710.00845 [astro-ph.CO]].
- [41] C. Heymans, *et al.* *Mon. Not. Roy. Astron. Soc.* **432**, 2433 (2013), [arXiv:1303.1808 [astro-ph.CO]].
- [42] P. A. R. Ade *et al.* [Planck], *Astron. Astrophys.* **571**, A20 (2014), [arXiv:1303.5080 [astro-ph.CO]].
- [43] E. Holtmann, M. Kawasaki, K. Kohri and T. Moroi, *Phys. Rev. D* **60**, 023506 (1999), [arXiv:hep-ph/9805405 [hep-ph]].
- [44] M. Kawasaki, K. Kohri and T. Moroi, *Phys. Rev. D* **63**, 103502 (2001), [arXiv:hep-ph/0012279 [hep-ph]].
- [45] R. H. Cyburt, J. R. Ellis, B. D. Fields and K. A. Olive, *Phys. Rev. D* **67**, 103521 (2003), [arXiv:astro-ph/0211258 [astro-ph]].
- [46] J. L. Feng, A. Rajaraman and F. Takayama, *Phys. Rev. D* **68**, 063504 (2003), [arXiv:hep-ph/0306024 [hep-ph]].
- [47] S. Bianco, P. F. Depta, J. Frerick, T. Hambye, M. Hufnagel and K. Schmidt-Hoberg, [arXiv:2505.01492 [hep-ph]].
- [48] C. A. Argüelles, D. Delgado, A. Friedlander, A. Kheirandish, I. Safa, A. C. Vincent and H. White, *Phys. Rev. D* **108**, no.12, 123021 (2023), [arXiv:2210.01303 [hep-ph]].
- [49] M. Agostini *et al.* [Borexino], *Astropart. Phys.* **125**, 102509 (2021), [arXiv:1909.02422 [hep-ex]].
- [50] S. Abe *et al.* [KamLAND], *Astrophys. J.* **925**, no.1, 14 (2022), [arXiv:2108.08527 [astro-ph.HE]].
- [51] W. Linyan, Experimental Studies on Low Energy Electron Antineutrinos and Related Physics, Ph.D. thesis, Tsinghua University (2018).
- [52] A. Olivares-Del Campo, C. Boehm, S. Palomares-Ruiz and S. Pascoli, *Phys. Rev. D* **97**, no.7, 075039 (2018), [arXiv:1711.05283 [hep-ph]].
- [53] E. Richard *et al.* [Super-Kamiokande], *Phys. Rev. D* **94**, no.5, 052001 (2016), [arXiv:1510.08127 [hep-ex]].
- [54] M. Tegmark and M. Zaldarriaga, *Phys. Rev. D* **66**, 103508 (2002), [arXiv:astro-ph/0207047 [astro-ph]].
- [55] S. Chabanier, M. Millea and N. Palanque-Delabrouille, *Mon. Not. Roy. Astron. Soc.* **489**, no.2, 2247-2253 (2019), [arXiv:1905.08103 [astro-ph.CO]].

- [56] N. Aghanim *et al.* [Planck], Astron. Astrophys. **641**, A1 (2020), [arXiv:1807.06205 [astro-ph.CO]].
- [57] N. Aghanim *et al.* [Planck], Astron. Astrophys. **641**, A8 (2020), [arXiv:1807.06210 [astro-ph.CO]].
- [58] B. A. Reid, W. J. Percival, D. J. Eisenstein, L. Verde, D. N. Spergel, R. A. Skibba, N. A. Bahcall, T. Budavari, M. Fukugita and J. R. Gott, *et al.* Mon. Not. Roy. Astron. Soc. **404**, 60-85 (2010), [arXiv:0907.1659 [astro-ph.CO]].