

# Multi-Symbol Digital AirComp via Modulation Design and Power Adaptation

Xiaojing Yan, *Member, IEEE*, Saeed Razavikia, *Member, IEEE*, Carlo Fischione, *Fellow, IEEE*

**Abstract**—In this paper, we consider digital over-the-air computation (AirComp) and introduce a new multi-symbol modulation framework called sequential modulation for AirComp (SeMAC). Building upon ChannelComp, a general framework for designing modulation schemes to support arbitrary function computation over a multiple access channel (MAC), SeMAC maps each input value to a sequence of modulated symbols using distinct constellation diagrams across multiple time slots. This extension generalizes ChannelComp by enabling flexible modulation design across multiple transmissions, thereby enhancing reliability against channel noise. We formulate the modulation design as a non-convex optimization problem, apply matrix lifting to relax it into a semidefinite programming (SDP), and recover a feasible modulation solution by solving a low rank approximation. For scenarios where the modulation formats cannot be changed, we further develop a power adaptation scheme that adjusts amplitude and phase of the modulated symbols while preserving the modulation structure. Numerical results show that SeMAC can achieve a reliable computation by reducing the computation error up to 18 dB compared to other existing methods, particularly for the product function.

**Index Terms**—Over-the-air computation, digital modulation, power adaptation

## I. INTRODUCTION

With the widespread deployment of Internet of Things (IoT), cellular networks are shifting from “connected everything” in 5G to “connected intelligence” in 6G systems [1]. This shift is driven by the growing need to process distributed data at the network edge devices [2]. In this context, over-the-air computation (AirComp) has emerged as a promising technique that leverages the signal superposition property to compute functions directly during transmission [3]. The information-theoretic studies [4] shows that such joint computation-communication designs can outperform separating communication from computation in terms of efficiency and latency.

However, analog AirComp relies on uncoded transmission, making it vulnerable to noise and fading, and incompatible with modern digital infrastructures [5]. To address these limitations, several digital AirComp methods have been developed, such as one-bit broadband digital aggregation (OBDA), majority-vote frequency-shift keying (FSK), and their asynchronous and non-coherent extensions. However, these methods are often limited to fewer number of transmitters or specific functions [3]. To provide a more general and scalable solution, ChannelComp [6] was introduced to

enable arbitrary function computation over the multiple access channel (MAC)s by designing digital modulation schemes via optimization. To reduce its optimization complexity, SumComp [7] focuses on summation function computation by jointly designing the input coding and constellation mapping. Both frameworks adopt the single-symbol modulation design, where each input is mapped to a single modulated symbol.

While the digital AirComp solutions make it well-suited for practical deployment, its reliability under noisy conditions is not fully guaranteed. As a result, recent works has focused on multi-symbol modulation to enhance the computation performance through redundant symbol transmission [8]–[10]. Bit-Slicing [8] improves robustness by dividing the bit representation of each input into segments, transmitted as separate modulated symbols. ReMAC [9] enhances reliability by selectively repeating modulated symbols across multiple time slots. However, Bit-Slicing suffers from increased approximation error when extended to nonlinear functions, while the repetition coding design in ReMAC leads to higher computational complexity [9].

In this paper, we propose sequential modulation for AirComp (SeMAC), a multi-symbol modulation framework for providing a reliable computation. The key idea is to encode each input value into a sequence of modulated symbols using distinct constellation digrams, as opposed to ReMAC which uses an identical constellation pattern across all time slots. This distinction offers greater degrees of freedom in modulation design, thereby yielding a more robust computation performance. To enable this, we formulate an optimization problem to design the multi-symbol modulation. Due to the intractability of this problem, we relax it into a semidefinite programming (SDP) using lifting technique, and the final modulation design is obtained through a low rank approximation of the lifted solution. In addition, we consider scenarios where the modulation pattern is fixed. In this case, we introduce a power adaptation scheme, called SeMAC with power adaptation (SeMAC-PA), which adjusts the power and phase of the existing modulation structure for reliable computation. Numerical results show that SeMAC enables robust computation over noisy MACs and reduces computation error by up to 18 dB compared to ReMAC, particularly for the product function.

## II. PRELIMINARIES

### A. Signal Model

Consider a network with  $K$  single-antenna nodes transmitting data to a computation point (CP) over a shared channel. Each node  $k$  sends a data value  $x_k \in \mathbb{F}_Q$ , where  $\mathbb{F}_Q$  denotes

All the authors are with the School of Electrical Engineering and Computer Science KTH Royal Institute of Technology, Stockholm, Sweden (e-mail: xiaojing@kth.se, srzaz@kth.se, carlofi@kth.se). C. Fischione is also with Digital Futures of KTH.

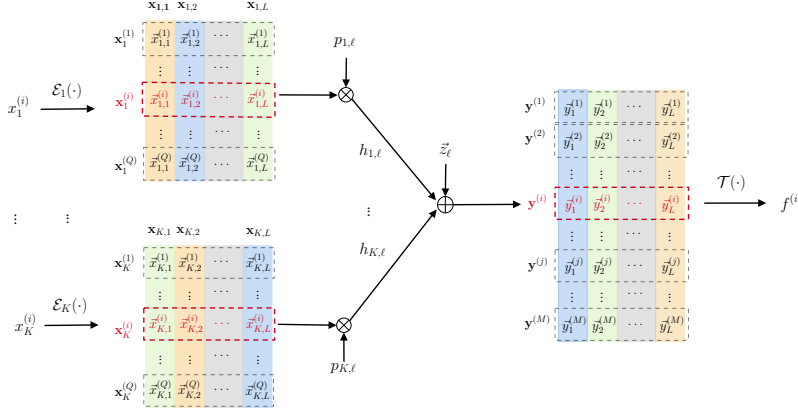


Fig. 1. The overall process of proposed SeMAC via multi-symbol modulation design. Given the input set  $x_1^{(i)}, \dots, x_K^{(i)}, i \in [M]$ , each node  $k$  encodes its input value  $x_k^{(i)}$  into a modulation sequence  $\mathcal{E}_k(x_k^{(i)}) = [\vec{x}_{k,1}^{(i)}, \dots, \vec{x}_{k,L}^{(i)}]$ . At each time slot  $\ell \in [L]$ , the CP receives a signal given by  $\vec{y}_\ell^{(i)} = \sum_{k=1}^K h_{k,\ell} p_{k,\ell} \vec{x}_{k,\ell}^{(i)} + \vec{z}_\ell$ , where  $h_{k,\ell}$  and  $p_{k,\ell}$  denote the channel coefficient and transmit power of node  $k$  at time slot  $\ell$ , respectively, and  $\vec{z}_\ell$  is the additive white Gaussian noise at time  $\ell$ . Finally, the tabular function  $\mathcal{T}(\cdot)$  maps the aggregated sequence  $\vec{y}_1^{(i)}, \dots, \vec{y}_L^{(i)}$  into the function output value  $f^{(i)}$ .

a finite field with  $Q = 2^b$  elements, where  $x_k$  is represented using  $b$  bits. The goal of the CP is to compute the desired function  $f(x_1, \dots, x_K)$  over the MACs. Each node encodes its data value  $x_k$  into a modulated signal  $\vec{x}_k$  through an encoder  $\mathcal{E}_k$ , such that  $\vec{x}_k = \mathcal{E}_k(x_k) \in \mathbb{C}$ . We assume perfect synchronization of carrier frequency and symbol timing among all the nodes and the CP, and then the CP receives the superimposed signal as

$$\vec{y} = \sum_{k=1}^K h_k p_k \vec{x}_k + \vec{z}, \quad (1)$$

where  $h_k$  and  $p_k$  denote the channel coefficient and transmit power for node  $k$ , and  $\vec{z} \sim \mathcal{N}(0, \sigma_z^2)$  represents the additive white Gaussian noise.

Assuming the availability of perfect channel state information, each node applies optimal power control by inverting the channel [11], given by  $p_k = h_k^* / |h_k|^2$ . In this regard, we can compensate for channel distortion and ensure coherent signal alignment at the CP. With channel inversion applied, and ignoring the effect of the noise, the received signal  $\vec{r} := \sum_{k=1}^K \vec{x}_k$  yields a finite constellation diagram. Then, the CP applies a tabular function  $\mathcal{T}(\cdot)$  to map each constellation point to its corresponding function output.

### B. Overlap Avoidance

Consider a noiseless MAC, and let  $f^{(i)}$  and  $f^{(j)}$  be two distinct function values corresponding to input sets  $x_1^{(i)}, \dots, x_K^{(i)}$  and  $x_1^{(j)}, \dots, x_K^{(j)}$ , respectively. The aggregated constellation points are given by  $\vec{v}^{(i)} := \sum_{k=1}^K \vec{x}_k^{(i)}$  and  $\vec{v}^{(j)} := \sum_{k=1}^K \vec{x}_k^{(j)}$ . To ensure valid computation, destructive overlap between  $\vec{v}^{(i)}$  and  $\vec{v}^{(j)}$  must be avoided, so that the tabular function  $\mathcal{T}(\cdot)$  can uniquely map the constellation point  $\vec{v}^{(i)}$  to its corresponding function value  $f^{(i)}$ . This leads to the following overlap avoidance constraint by a smooth condition [6]:

$$|\vec{v}^{(i)} - \vec{v}^{(j)}| \geq \epsilon |f^{(i)} - f^{(j)}|^2, \quad \forall (i, j) \in [M]^2, \quad (2)$$

where  $M$  is the cardinality of the function range, and  $\epsilon > 0$  is a positive constant.

## III. SYSTEM MODEL

### A. Multi-Symbol Transmission

Extending the signal model in II-A, SeMAC enables multi-symbol transmission by encoding each input value  $x_k$  at node  $k$  into a sequence of  $L$  modulated symbols using a modulation encoder, expressed as  $\mathcal{E}_k(x_k) = [\vec{x}_{k,1}, \dots, \vec{x}_{k,L}] \in \mathbb{C}^{1 \times L}$ . These symbols are then transmitted sequentially over  $L$  consecutive time slots, with  $\vec{x}_{k,\ell}$  corresponding to time slot  $\ell$ . Consequently, the superimposed signal received at the CP in each time slot is given by:

$$\vec{y}_\ell = \sum_{k=1}^K h_{k,\ell} p_{k,\ell} \vec{x}_{k,\ell} + \vec{z}_\ell, \quad \forall \ell \in [L], \quad (3)$$

where  $h_{k,\ell}$  and  $p_{k,\ell}$  denote the channel coefficient and transmit power of node  $k$  at time slot  $\ell$ , and  $\vec{z}_\ell \sim \mathcal{N}(0, \sigma_z^2)$  is the additive white Gaussian noise at time slot  $\ell$ . Similarly, following the optimal power control policy [11], the received signal can be written as:

$$\vec{y}_\ell = \sum_{k=1}^K \vec{x}_{k,\ell} + \vec{z}_\ell, \quad \forall \ell \in [L]. \quad (4)$$

For each node  $k$ , we define the modulation matrix as  $\mathbf{X}_k \in \mathbb{C}^{Q \times L}$ , where  $[\mathbf{X}_k]_{(q,\ell)} := \vec{x}_{k,\ell}^{(q)}$  denotes the signal transmitted at time slot  $\ell$  when the input is  $x_k^{(q)} \in \mathbb{F}_Q$ . In this matrix, each row corresponds to an input value and contains its encoded modulation sequence  $\mathbf{x}_k^{(q)} := \mathcal{E}_k(x_k^{(q)}) = [\vec{x}_{k,1}^{(q)}, \dots, \vec{x}_{k,L}^{(q)}]$ . Meanwhile, each column  $\mathbf{x}_{k,\ell} := [\vec{x}_{k,\ell}^{(1)}, \dots, \vec{x}_{k,\ell}^{(Q)}]^\top \in \mathbb{C}^{Q \times 1}$  defines the modulation pattern used at time slot  $\ell$ , containing the  $Q$  complex symbols assigned to all possible input values. Without loss of generality, each modulation vector follows a unit norm, i.e.,  $\|\mathbf{x}_{k,\ell}\|_2^2 \leq 1, \forall k \in [K]$  and  $\forall \ell \in [L]$ .

Furthermore, we construct the modulation matrix  $\mathbf{X} := [\mathbf{X}_1^\top, \dots, \mathbf{X}_K^\top]^\top \in \mathbb{C}^{N \times L}$ , where  $N := QK$ , by vertically stacking the modulation matrices of all  $K$  nodes. Give the input combination  $x_1^{(i)}, \dots, x_K^{(i)}$ , we define a binary vector  $\mathbf{a}_i \in \{0, 1\}^N$  which consists of  $K$  one-hot blocks of length  $Q$ , each selecting the encoded modulation symbol at one node. Therefore, the resultant modulation sequence associated with the function output  $f^{(i)}$  is given by  $\mathbf{v}^{(i)} = \mathbf{a}_i \mathbf{X} \in \mathbb{C}^{1 \times L}$ .

## B. Multi-Symbol Estimation and Decoding

After receiving the aggregated signal over the MAC, the CP needs to estimate the transmitted constellation sequence, and then maps the estimated sequence to the output of function  $f$ . More precisely, in each time slot  $\ell$ , a maximum likelihood estimator partitions the constellation diagram, which consists of all possible constellation points  $\{\vec{v}_\ell^{(1)}, \dots, \vec{v}_\ell^{(M)}\}$  along with their corresponding Voronoi cells  $\{\mathcal{V}_{1,\ell}, \dots, \mathcal{V}_{M,\ell}\}$ , and maps the received symbol  $\vec{y}_\ell$  to the closest constellation point as  $\vec{v}_\ell = \arg \min_i \|\vec{y}_\ell - \vec{v}_\ell^{(i)}\|_2^2$ . Then, the recovered function output  $\hat{f}$  is computed via the tabular function  $\hat{f} = \sum_{j=1}^M \mathcal{T}_j(\mathbf{v})$ , where  $\mathcal{T}_j(\cdot)$  is an indicator function:

$$\mathcal{T}_j(\mathbf{v}) := \begin{cases} \hat{f}^{(j)}, & \text{if } \vec{v}_\ell \in \mathcal{V}_{j,\ell}, \forall \ell \in [L], \\ 0, & \text{otherwise.} \end{cases} \quad (5)$$

To ensure error-free computation, the tabular function must uniquely associate each received constellation sequence with its corresponding function value. In contrast to ChannelComp, where decoding relies on individual symbols, correct recovery in SeMAC depends on the received modulation sequence. Thus, any two sequences  $\mathbf{v}_i$  and  $\mathbf{v}_j$  must be separated in Euclidean space when their function outputs  $f^{(i)}$  and  $f^{(j)}$  are different. This requirement leads to a generalized overlap avoidance constraint for designing multi-symbol modulation:

$$\|(\mathbf{a}_i - \mathbf{a}_j)^\top \mathbf{X}\|_2^2 \geq \epsilon |f^{(i)} - f^{(j)}|, \quad \forall (i, j) \in [M]^2, \quad (6)$$

where  $\|\cdot\|_2$  denotes the  $\ell_2$ -norm. Note that if the condition in (6) is not satisfied, the corresponding Voronoi regions are merged, and we consider the average of the associated function outputs as the final function output [6]. The overall SeMAC process is shown in Fig. 1.

## IV. MODULATION DESIGN AND POWER ADAPTATION

In this section, we consider a scenario where the network allocates up to  $L$  time slots, with  $Q > L$ . When modulation patterns are configurable, we employ SeMAC to design the modulation. In contrast, when modulation is fixed, we adopt SeMAC-PA, which adapts the transmit power and phase to reshape the received sequence of the constellation.

### A. Modulation Design With Channel Inversion

In this subsection, the modulation scheme is designed under the assumption of channel inversion power control. Given that  $Q > L$ , each modulation matrix  $\mathbf{X}_k$  is subject to a rank constraint as  $\text{rank}(\mathbf{X}_k) \leq L$ . To avoid the overlaps among the sequence of the constellation points, we then pose the following feasibility optimization problem to enable robust computation, subject to the norm power constraint:

$$\mathcal{P}_0 := \text{find } \mathbf{X}$$

$$\text{s.t. } \|(\mathbf{a}_i - \mathbf{a}_j)^\top \mathbf{X}\|_2^2 \geq \Delta f_{i,j}, \quad \forall (i, j) \in [M]^2, \quad (7a)$$

$$\text{rank}(\mathbf{X}_k) \leq L, \quad (7b)$$

$$\|\mathbf{x}_{k,\ell}\|_2^2 \leq 1, \quad \forall k \in [K], \quad \forall \ell \in [L], \quad (7c)$$

where  $\Delta f_{i,j} := \epsilon |f^{(i)} - f^{(j)}|$ . However,  $\mathcal{P}_0$  is a non-convex quadratically constrained quadratic programming (QCQP), and

solving it is NP-hard [6]. To address this non-convexity, we apply a lifting technique by introducing a new matrix variable  $\mathbf{W} := \mathbf{X}\mathbf{X}^\text{H} \in \mathbb{C}^{N \times N}$ , which is positive semidefinite and has the following block structure:

$$\mathbf{W} = \begin{bmatrix} \mathbf{W}_1 & \mathbf{X}_1 \mathbf{X}_2^\text{H} & \dots & \mathbf{X}_1 \mathbf{X}_K^\text{H} \\ \mathbf{X}_2 \mathbf{X}_1^\text{H} & \mathbf{W}_2 & \dots & \mathbf{X}_2 \mathbf{X}_K^\text{H} \\ \vdots & \vdots & \ddots & \vdots \\ \mathbf{X}_K \mathbf{X}_1^\text{H} & \mathbf{X}_K \mathbf{X}_2^\text{H} & \dots & \mathbf{W}_K \end{bmatrix}, \quad (8)$$

where each diagonal block  $\mathbf{W}_k := \mathbf{X}_k \mathbf{X}_k^\text{H} \in \mathbb{C}^{Q \times Q}$  is also positive semidefinite. This lifting step transforms the non-convexity into a rank constraint  $\text{rank}(\mathbf{W}_k) \leq L$ . Then, by dropping the rank constraint of each  $\mathbf{W}_k$ , Problem  $\mathcal{P}_0$  is relaxed into a convex SDP as follows:

$$\mathcal{P}_0 \approx \mathcal{P}_1 := \text{find } \mathbf{W}$$

$$\text{s.t. } \text{Tr}(\mathbf{W} \cdot \mathbf{D}_{i,j}) \geq \Delta f_{i,j}, \quad \forall (i, j) \in [M]^2, \quad (9a)$$

$$\mathbf{W}_k \succeq \mathbf{0}, \quad \text{Tr}(\mathbf{W}_k) \leq L, \quad \forall k \in [K], \quad (9b)$$

where  $\mathbf{D}_{i,j} = (\mathbf{a}_i - \mathbf{a}_j)(\mathbf{a}_i - \mathbf{a}_j)^\top$ . Problem  $\mathcal{P}_1$  can be solved by convex solver tools such as CVX [12], yielding an optimal solution  $\mathbf{W}^*$ . Let  $L_k^* = \text{rank}(\mathbf{W}_k^*)$  denote the rank of each diagonal block. Since  $\mathbf{W}_k^*$  may not satisfy the removed rank constraint, a low rank matrix approximation [13] is applied to project each  $\mathbf{W}_k^*$  back onto the feasible region of  $\mathcal{P}_0$ .

$$\mathcal{P}_2 := \arg \min_{\mathbf{X}} \|\mathbf{W}_k^* - \mathbf{X}_k \mathbf{X}_k^\text{H}\|_F^2$$

$$\text{s.t. } \text{rank}(\mathbf{X}_k) \leq L, \quad (10a)$$

$$\|\mathbf{x}_{k,\ell}\|_2^2 \leq 1, \quad \forall k \in [K], \quad \forall \ell \in [L]. \quad (10b)$$

To solve Problem  $\mathcal{P}_2$ , a singular value decomposition [14] is applied to each matrix  $\mathbf{W}_k^*$ , expressed as  $\mathbf{W}_k^* = \mathbf{U}_k \mathbf{\Sigma}_k \mathbf{U}_k^\text{H}$ . Here,  $\mathbf{U}_k \in \mathbb{C}^{Q \times Q}$  is a unitary matrix with columns  $\{\mathbf{u}_{k,1}, \dots, \mathbf{u}_{k,Q}\}$  representing the singular vectors, and  $\mathbf{\Sigma}_k \in \mathbb{R}^{Q \times Q}$  is a diagonal matrix containing the singular values  $\{\sigma_{k,1}, \dots, \sigma_{k,Q}\}$  in descending order. Based on this decomposition, the optimal solution to Problem  $\mathcal{P}_2$  is constructed as  $\mathbf{X}_k^*$ , which yields the modulation design for node  $k$ , as presented in the following proposition.

**Proposition 1.** *The optimal solution to optimization problem  $\mathcal{P}_2$  for each node  $k$  is given by*

$$\mathbf{X}_k^* = \sum_{i=1}^{\min(L, L_k^*)} s_{k,i} \mathbf{u}_{k,i} \mathbf{e}_i^\top, \quad (11)$$

where the scaling factor  $s_{k,i}$  is defined as

$$s_{k,i} = \min(\sqrt{\sigma_{k,i}}, 1), \quad \forall k \in [K]. \quad (12)$$

Here,  $\mathbf{e}_i \in \{0, 1\}^{N \times 1}$  is the elementary vector with a 1 in the  $i$ -th entry and 0 elsewhere.

*Proof.* See Appendix A.  $\square$

**Remark 1.** *Note that  $\mathbf{X}_k^*$  serves as an approximate solution to the original modulation design problem  $\mathcal{P}_0$ , and is obtained by projecting the optimal lifted matrix  $\mathbf{W}_k^*$  from the relaxed SDP problem  $\mathcal{P}_1$  onto a rank-constrained space in  $\mathcal{P}_2$ . This approximation retains the dominant rank- $L$  singular components of  $\mathbf{W}_k^*$ , as shown in Proposition 1. When  $\mathbf{W}_k^*$  is close to rank- $L$ , the spectral tail  $\sum_{i>L} \sqrt{\sigma_{k,i}}$  becomes negligible [15], and hence  $\mathbf{X}_k^*$  closely satisfies the constraint (7a) in  $\mathcal{P}_0$ .*

### B. Power Adaptation of Existing Modulation

Due to hardware constraints, modifying the existing modulation format at each device is often not feasible. Moreover, channel inversion is sensitive to deep fades and may lead to excessive power consumption under realistic fading conditions. To address this, we propose SeMAC-PA, an extension of the E-ChannelComp framework [6], to enable reliable function computation with fixed modulation through power and phase adaptation across multiple time slots.

Given the signal model in (3), for compact presentation, we define  $\mathbf{p}_\ell := [p_{1,\ell}, \dots, p_{K,\ell}]^T \in \mathbb{C}^K$  and  $\mathbf{h}_\ell := [h_{1,\ell}, \dots, h_{K,\ell}]^T \in \mathbb{C}^K$  as the transmit power vector and channel vector at time slot  $\ell$ , respectively. Let  $\tilde{\mathbf{x}}_\ell$  denotes the modulation vector containing a fixed modulation pattern, i.e., quadrature amplitude modulation (QAM). In the presence of fading, the received constellation point corresponding to the function output  $f^{(i)}$  at time slot  $\ell$  is then given by:

$$\tilde{\mathbf{v}}_\ell^{(i)} = \mathbf{a}_i^T (\text{diag}(\mathbf{h}_\ell) \otimes \mathbf{I}_Q) \text{diag}(\tilde{\mathbf{x}}_\ell) (\mathbf{I}_K \otimes \mathbf{1}_Q) \mathbf{p}_\ell, \forall \ell \in [L],$$

where  $\otimes$  denotes the Kronecker product.  $\mathbf{I}_Q$  and  $\mathbf{I}_K$  are identity matrices of size  $Q \times Q$  and  $K \times K$ .  $\mathbf{1}_Q$  is a  $Q \times 1$  vector with all elements equal to one, and the operator  $\text{diag}(\cdot)$  constructs a diagonal matrix. To ensure valid computation, we incorporate the constraint in (6) and formulate the following optimization to minimize the power vectors  $\mathbf{p}_\ell$ :

$$\begin{aligned} \mathcal{P}_3 := & \min_{\mathbf{p}_\ell} \sum_{\ell=1}^L \|\mathbf{p}_\ell\|^2 \\ \text{s.t.} \quad & \sum_{\ell=1}^L |(\mathbf{a}_i - \mathbf{a}_j)^T \mathbf{B}_\ell \mathbf{p}_\ell|^2 \geq \Delta f_{i,j}, \quad \forall (i,j) \in [M]^2, \end{aligned}$$

where  $\mathbf{B}_\ell := (\text{diag}(\mathbf{h}_\ell) \otimes \mathbf{I}_Q) \text{diag}(\tilde{\mathbf{x}}_\ell) (\mathbf{I}_K \otimes \mathbf{1}_Q)$ . Similarly, by introducing the lifted matrix  $\mathbf{P}_\ell := \mathbf{p}_\ell \mathbf{p}_\ell^H$  and dropping the rank constraint, a relaxed version of  $\mathcal{P}_3$  can be formulated as:

$$\begin{aligned} \mathcal{P}_3 \approx \mathcal{P}_4 := & \min_{\mathbf{P}_\ell} \sum_{\ell=1}^L \text{trace}(\mathbf{P}_\ell) \\ \text{s.t.} \quad & \sum_{\ell=1}^L \text{Tr}(\mathbf{P}_\ell \mathbf{C}_\ell^{i,j}) \geq \Delta f_{i,j}, \quad \forall (i,j) \in [M]^2, \\ & \mathbf{P}_\ell \succeq 0, \quad \forall \ell \in [L], \end{aligned}$$

where  $\mathbf{C}_\ell^{i,j} := \mathbf{B}_\ell^H (\mathbf{a}_i - \mathbf{a}_j) (\mathbf{a}_i - \mathbf{a}_j)^T \mathbf{B}_\ell$ . After solving Problem  $\mathcal{P}_4$  using a CVX solver [12], the power vector  $\mathbf{p}_\ell^*$  can be recovered from the solution  $\mathbf{P}_\ell^*$  either by applying Cholesky decomposition for an optimal solution, or by using Gaussian randomization for a suboptimal one [15]. These recovered power vectors are then used to adjust the magnitude and phase of the transmitted symbols accordingly.

## V. NUMERICAL EXPERIMENTS

In this section, we evaluate the performance of SeMAC as well as its power adaptive scheme SeMAC-PA, and make a comparison with ChannelComp, ReMAC and Bit-Slicing. Specifically, the performance is evaluated using the normalized mean square error (NMSE) metric, defined as:

$$\text{NMSE} := \frac{\sum_{j=1}^{N_s} |f^{(i)} - \hat{f}_j^{(i)}|^2}{N_s |f_{\max} - f_{\min}|^2}, \quad (15)$$

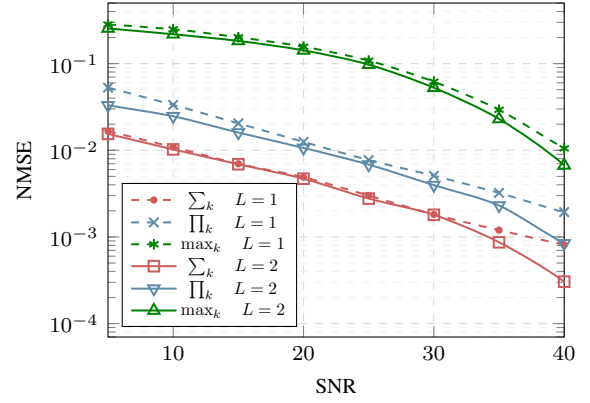


Fig. 2. Performance of SeMAC is evaluated across various SNRs in terms of NMSE with  $K = 8$  nodes.

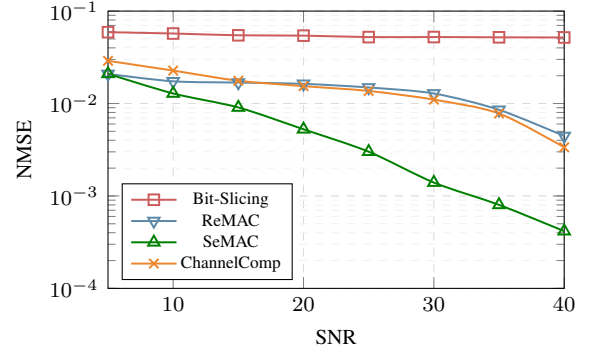


Fig. 3. Performance comparison among ReMAC, SeMAC, ChannelComp and Bit-Slicing with  $K = 4$  nodes for computing the product function.

where  $N_s$  is the number of Monte Carlo trials,  $f^{(i)}$  is the desired function value,  $\hat{f}_j^{(i)}$  is the estimated value in the  $j$ -th Monte Carlo trial.  $f_{\max}$  and  $f_{\min}$  denote the maximum and minimum values of the function output, respectively.

### A. Performance of SeMAC

For the first experiment, we consider a network of  $K = 8$  nodes for computing the sum function  $f = \sum_{k=1}^K x_k$ , the product function  $f = \prod_{k=1}^K x_k$  and the max function  $f = \max_k x_k$ , where  $x_k \in \{1, 2, 3, 4\}$ . The results in Fig. 2 show that the NMSE decreases with increasing signal-to-noise ratio (SNR), demonstrating the effectiveness of SeMAC. Increasing the number of time slots from  $L = 1$  to  $L = 2$  improves the computation accuracy by providing more degree of freedom for constellation design, though at the cost of higher latency.

### B. Comparison to ChannelComp, ReMAC and Bit-Slicing

In this subsection, we compare ChannelComp with repetition, SeMAC, ReMAC, and Bit-Slicing for computing the product function with  $K = 4$  nodes over  $L = 2$  time slots, where input values are selected from  $x_k \in \{1, 2, \dots, 16\}$ . As shown in Fig. 3, by exploiting diverse modulation patterns across time slots, SeMAC achieves lower NMSE by approximately 18 dB compared to ReMAC. While ChannelComp with repetition and ReMAC offer similar performance, ReMAC achieves greater energy efficiency by selectively repeating modulated symbols. Moreover, Bit-Slicing yields the highest NMSE, due to approximation errors introduced during the pre-

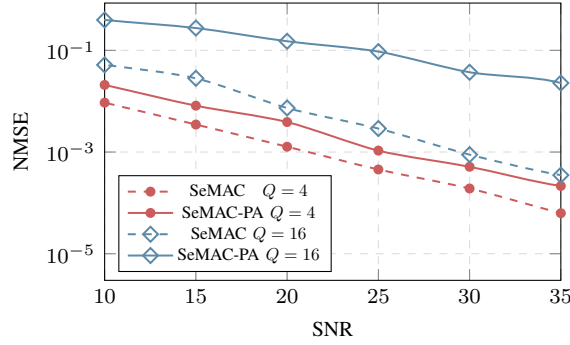


Fig. 4. Performance of SeMAC-PA is evaluated across various SNRs in terms of NMSE with  $K = 8$  nodes.

and post-processing required to support nonlinear functions, as previously analyzed in [9].

### C. Performance of SeMAC-PA

We analyze the performance of SeMAC-PA under Rayleigh fading with  $K = 8$  and QAM modulation of orders  $Q = 4$  and  $Q = 16$  for computing the product function over  $L = 2$  time slots. The fading coefficients  $h_{k,\ell}$  are modeled as independent complex Gaussian random variables, i.e.,  $h_{k,\ell} \sim \mathcal{CN}(0, 1)$ . Fig. 4 shows that NMSE decreases with increasing SNR, demonstrating the effectiveness of power adaptation. However, SeMAC-PA relies on fixed QAM constellations, making it less effective than the optimized modulation design in SeMAC under channel inversion power control.

## VI. CONCLUSION

In this letter, we proposed SeMAC, a multi-symbol modulation framework for digital AirComp that enables reliable function computation through distinct modulation patterns across multiple time slots. To support scenarios with fixed modulation, we introduced SeMAC-PA, which adapts transmit power and phase to reshape the received constellation. Numerical results showed that SeMAC outperforms ReMAC by up to 18 dB in nonlinear computation. Overall, the proposed SeMAC contributes toward the reliable computation in 6G systems.

## APPENDIX

### A. Proof of Proposition 1

First, when  $L \leq L_k^*$ , assume that the matrix  $\mathbf{X}_k^*$  is not the optimal solution, and there exists a matrix  $\hat{\mathbf{X}}_k = \mathbf{X}_k^* + \mathbf{H}_k$  with  $\text{rank}(\hat{\mathbf{X}}_k) \leq L$ , such that  $\|\mathbf{W}_k^* - \hat{\mathbf{X}}_k \hat{\mathbf{X}}_k^H\|_F^2 < \|\mathbf{W}_k^* - \mathbf{X}_k^* \mathbf{X}_k^{*H}\|_F^2$ . Let  $\mathbf{H}_k = \sum_{i=1}^L h_{k,i} \mathbf{u}_{k,i} \mathbf{e}_i^T$  and  $\hat{\mathbf{X}}_k$  can be expressed as  $\hat{\mathbf{X}}_k = \sum_{i=1}^L \tilde{s}_{k,i} \mathbf{u}_{k,i} \mathbf{e}_i^T$ , with  $\tilde{s}_{k,i} := s_{k,i} + h_{k,i}$  and  $|\tilde{s}_{k,i}| \leq 1$ . The difference in the objective value between  $\mathbf{X}^*$  and  $\hat{\mathbf{X}}$  is given by:

$$\Delta = \|\mathbf{W}_k^* - \hat{\mathbf{X}}_k \hat{\mathbf{X}}_k^H\|_F^2 - \|\mathbf{W}_k^* - \mathbf{X}_k^* \mathbf{X}_k^{*H}\|_F^2 \quad (16a)$$

$$= \|\Sigma_k - \text{diag}(\tilde{s}_{k,1}^2, \dots, \tilde{s}_{k,L}^2, \dots, 0)\|_F^2 - \|\Sigma_k - \text{diag}(s_{k,1}^2, \dots, s_{k,L}^2, \dots, 0)\|_F^2 \quad (16b)$$

$$= \sum_{i=1}^L (2\sigma_{k,i} - s_{k,i}^2 - \tilde{s}_{k,i}^2)(s_{k,i}^2 - \tilde{s}_{k,i}^2) \quad (16c)$$

$$\geq \sum_{i=1}^L (s_{k,i}^2 - \tilde{s}_{k,i}^2)^2. \quad (16d)$$

Here, the equality in (16b) holds due to the unitary invariance of the Frobenius norm. Noting that  $h_{k,i} \neq 0$  for at least one  $i$ , it follows that  $\Delta > 0$ , leading to a contradiction. Therefore,  $\mathbf{X}_k^*$  is optimal when  $L \leq L_k^*$ .

On the other hand, when  $L > L_k^*$ , assume there exists a matrix  $\hat{\mathbf{X}}_k = \mathbf{X}_k^* + \mathbf{H}_k$  with  $\text{rank}(\hat{\mathbf{X}}_k) \leq L$  such that  $\|\mathbf{W}_k^* - \hat{\mathbf{X}}_k \hat{\mathbf{X}}_k^H\|_F^2 < \|\mathbf{W}_k^* - \mathbf{X}_k^* \mathbf{X}_k^{*H}\|_F^2$ . The matrix  $\hat{\mathbf{X}}_k$  can also be expressed as  $\hat{\mathbf{X}}_k = \sum_{i=1}^L \tilde{s}_{k,i} \mathbf{u}_{k,i} \mathbf{e}_i^T$ . Accordingly, the objective difference can be written as:

$$\Delta = \|\mathbf{W}_k^* - \hat{\mathbf{X}}_k \hat{\mathbf{X}}_k^H\|_F^2 - \|\mathbf{W}_k^* - \mathbf{X}_k^* \mathbf{X}_k^{*H}\|_F^2 \quad (17a)$$

$$= \|\Sigma_k - \text{diag}(\tilde{s}_{k,1}^2, \dots, \tilde{s}_{k,L^*}^2, \dots, \tilde{s}_{k,L}^2, \dots, 0)\|_F^2 - \|\Sigma_k - \text{diag}(s_{k,1}^2, \dots, s_{k,L^*}^2, \dots, 0)\|_F^2 \quad (17b)$$

$$\geq \sum_{i=1}^{L^*} (s_{k,i}^2 - \tilde{s}_{k,i}^2)^2 + \sum_{i=L^*+1}^L (\sigma_{k,i} - \tilde{s}_{k,i}^2)^2. \quad (17c)$$

Similarly,  $h_{k,i} \neq 0$  for at least one  $i$ , then  $\Delta > 0$ , again leading to a contradiction. Therefore,  $\mathbf{X}_k^*$  is also optimal when  $L > L_k^*$ . As a result, the solution to  $\mathcal{P}_2$  is given by:

$$\mathbf{X}_k^* = \sum_{i=1}^{\min(L, L_k^*)} s_{k,i} \mathbf{u}_{k,i} \mathbf{e}_i^T. \quad (18)$$

This concludes the proof.

## REFERENCES

- [1] K. B. Letaief, W. Chen, Y. Shi, J. Zhang, and Y.-J. A. Zhang, "The roadmap to 6G: AI empowered wireless networks," *IEEE Communications Magazine*, vol. 57, no. 8, pp. 84–90, 2019.
- [2] C.-X. Wang, X. You, X. Gao, X. Zhu, Z. Li, C. Zhang, H. Wang, Y. Huang, Y. Chen, H. Haas *et al.*, "On the road to 6G: Visions, requirements, key technologies and testbeds," *IEEE Communications Surveys & Tutorials*, 2023.
- [3] A. Şahin and R. Yang, "A survey on over-the-air computation," *IEEE Communications Surveys & Tutorials*, 2023.
- [4] B. Nazer and M. Gastpar, "Computation over multiple-access channels," *IEEE Transactions on Information Theory*, vol. 53, no. 10, pp. 3498–3516, 2007.
- [5] H. Hellström, J. M. B. da Silva Jr, M. M. Amiri, M. Chen, V. Fodor, H. V. Poor, and C. Fischione, "Wireless for machine learning: A survey," *Foundations and Trends® in Signal Processing*, vol. 15, no. 4, pp. 290–399, 2022.
- [6] S. Razavikia, J. M. B. Da Silva Jr, and C. Fischione, "ChannelComp: A general method for computation by communications," *IEEE Transactions on Communications*, vol. 72, no. 2, pp. 692–706, 2024.
- [7] —, "SumComp: Coding for digital over-the-air computation via the ring of integers," *IEEE Transactions on Communications*, vol. 73, no. 2, pp. 752–767, 2025.
- [8] J. Liu, Y. Gong, and K. Huang, "Digital over-the-air computation: Achieving high reliability via bit-slicing," *IEEE Transactions on Wireless Communications*, vol. 24, no. 5, pp. 4101–4114, 2025.
- [9] X. Yan, S. Razavikia, and C. Fischione, "ReMAC: Digital multiple access computing by repeated transmissions," *IEEE Transactions on Communications*, pp. 1–1, 2025.
- [10] —, "A novel channel coding scheme for digital multiple access computing," in *IEEE International Conference on Communications*, 2024, pp. 3851–3857.
- [11] X. Cao, G. Zhu, J. Xu, and K. Huang, "Optimal power control for over-the-air computation," in *IEEE Global Communications Conference*, 2019, pp. 1–6.
- [12] M. Grant and S. Boyd, "CVX: MATLAB software for disciplined convex programming, version 2.1," 2014.
- [13] D. Achlioptas and F. McSherry, "Fast computation of low-rank matrix approximations," *Journal of the ACM*, vol. 54, no. 2, pp. 9–es, 2007.
- [14] D. Kalman, "A singularly valuable decomposition: the SVD of a matrix," *The College Mathematics Journal*, vol. 27, no. 1, pp. 2–23, 1996.
- [15] Z.-Q. Luo, W.-K. Ma, A. M.-C. So, Y. Ye, and S. Zhang, "Semidefinite relaxation of quadratic optimization problems," *IEEE Signal Processing Magazine*, vol. 27, no. 3, pp. 20–34, 2010.