

# Expanding the Pierre Auger Observatory Open Data program

**Viviana Scherini<sup>a,\*</sup> for the Pierre Auger Collaboration<sup>b</sup>**

<sup>a</sup>*Università del Salento and INFN, Lecce, Italy*

<sup>b</sup>*Observatorio Pierre Auger, Av. San Martín Norte 304, 5613 Malargüe, Argentina*

Full author list: [https://www.auger.org/archive/authors\\_icrc\\_2025.html](https://www.auger.org/archive/authors_icrc_2025.html)

E-mail: [spokespersons@auger.org](mailto:spokespersons@auger.org)

Since 2021, the Open Data Portal has provided access to the Pierre Auger Observatory's data for both the scientific community and the general public. The data release process has been in place since the Observatory's foundation. It continues to be strengthened as outlined in the approved policy and the Observatory's Data Management Plan. More than 80 000 cosmic-ray events above  $10^{17}$  eV, detected with the surface and fluorescence detectors, have been released at various levels, from calibrated traces to high-level reconstruction parameters. Additionally, atmospheric data and low-energy particle counting rates have been made available for space weather studies.

The Collaboration is committed to releasing FAIR (Findable, Accessible, Interoperable, and Reusable) data, along with accompanying software and detailed documentation, enabling users to perform their own queries and analyses for both research and educational purposes. These datasets have already served as a basis for several scientific papers and have been widely used in various outreach activities.

After 20 years of stable data acquisition, the Pierre Auger Collaboration will disclose 30% of the cosmic ray events above  $2.5 \cdot 10^{18}$  eV collected with the main surface detector array between 2004 and 2022, corresponding to an exposure of about 24 000 km<sup>2</sup> sr yr, together with events detected with the fluorescence detector and used for energy calibration. This release will provide an unprecedented public dataset for ultra-high-energy cosmic rays, enabling in-depth studies of their properties.

Together with the published catalog of the 100 most energetic events recorded, this initiative represents the Pierre Auger Collaboration's strong commitment to distributed and collective knowledge, sharing progress with the entire scientific community.

39th International Cosmic Ray Conference (ICRC2025)  
15–24 July 2025  
Geneva, Switzerland



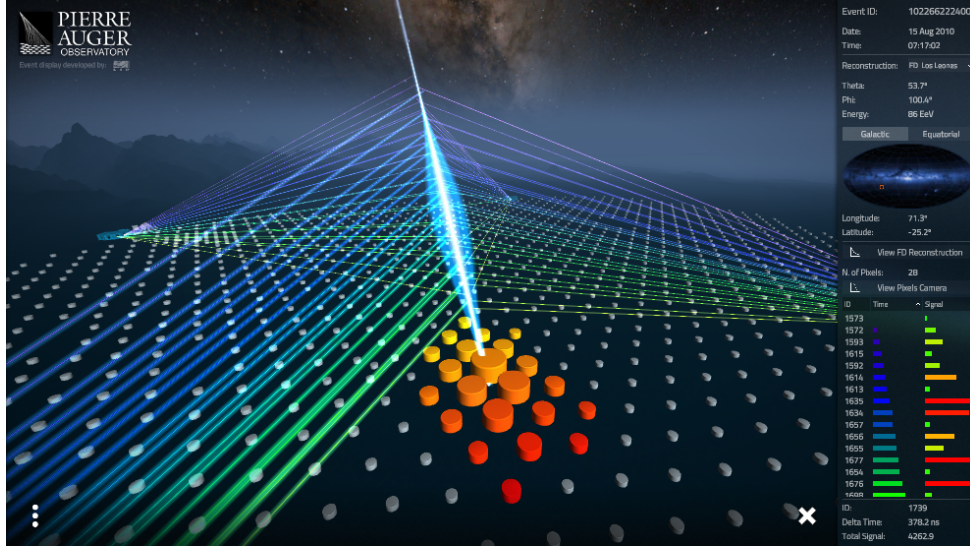
**ICRC 2025**

The Astroparticle Physics Conference  
Geneva July 15-24, 2025

---

\*Speaker





**Figure 1:** Immersive view of the highest energy hybrid event in the Auger Open Data UHECR catalog, PAO100815, with an energy of 82 EeV and zenith of 54 degrees. It triggered 22 surface detector stations and fluorescence telescopes in all 4 fluorescence detector sites.

## 1. Introduction

After more than 20 years of data taking, the Pierre Auger Observatory [1], the largest facility for the measurement of ultra-high energy cosmic rays (UHECR), has detected more than 20 000 cosmic-ray events per year with an energy above 2.5 EeV ( $1 \text{ EeV} = 10^{18} \text{ eV}$ ) providing, with unprecedented statistics and precision, major breakthroughs in the field.

The rich data collected by the Collaboration covers different and complementary research fields from astroparticle to fundamental physics. The different devices involved in this research originate a large variety of data, which includes atmospheric data and low-energy events suitable to space-weather studies.

The Pierre Auger Collaboration upholds the principle that data should be accessible and reused by the widest possible community. This is inspired by the FAIR (Findable, Accessible, Interoperable, and Reusable) principles [2]. Open access to data requires a complex and continuing effort based on offering support and facilitation. This approach includes providing a detailed explanation of the detection techniques and of the events reconstruction and selection methods. Data in the experimental proprietary format are translated in portable and flexible files as JSON (JavaScript Object Notation) and CSV (comma-separated values). Finally tutorial and analysis codes are provided as Jupyter Notebooks in Python for easy manipulation. The implementation of the data release procedure required the approval, by the Collaboration Board, of the [Data open-access policy of the Pierre Auger Observatory](#), and the creation of a dedicated task, under the responsibility of the Project Management, coordinating the continuous effort for releasing data in synergy with the involved physics tasks.



## 2. The Auger Open Data Portal

Following the approved policy, the Open Data Portal [3] was set up in February 2021, towards the end of the first phase of operation of the Observatory. Since then, updates were implemented by the Open Data task in synergy with the detector performance and physics analysis groups, and the diversity and quantity of data were enlarged.

The portal contains 10% of the cosmic-ray data used for the analyses presented in 2019 at the 36<sup>th</sup> International Cosmic Ray Conference in Madison, Wisconsin, US, and in recent publications, comprising events from both the surface and the fluorescence detectors. An immersive view of the most energetic hybrid event, recorded by the surface and fluorescence detectors simultaneously, is provided in Fig. 1. By means of the provided visualisation and analysis tools, the user can select and browse data, and understand details behind the published physics results and reproduce them. The motivations and challenges of the Auger Open Data along with the implementation of the portal and the evolution of its content have been described in detail in [4] and presented at previous conferences [5].

In March 2024, data from the low energy extension of the surface detector and the high elevation fluorescence telescopes were added. At present a total of more than 80 000 showers ranging from an energy of 0.1 EeV up to the highest detected events, and with an angular range representative of the full exposure of the Pierre Auger Observatory, are available for inspection and download. Moreover a browser for the 100 highest-energy events [6] recorded by the surface detector, along with the nine highest-energy hybrid events used for their calibration, has been also implemented.

All datasets have been produced with the most up-to-date reconstruction software at the time of their release under the (CC BY-SA 4.0) International License, and are identified by a Digital Object Identifier (DOI) [7]. The user is requested to cite this general link, always pointing to the current version, or the link to the specific version of the used data in any applications or publications.

### 2.1 The low energy sample

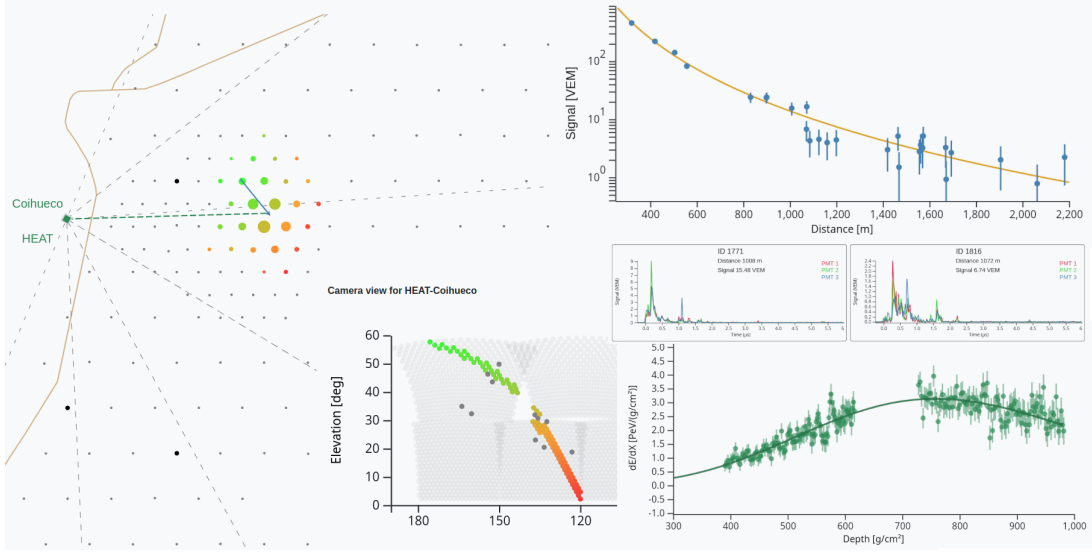
Between 2008 and 2011, the low energy extension of the Pierre Auger Observatory surface detector, dedicated to the measure of cosmic rays near the feature known as the "second knee", was installed by nesting additional water Cherenkov detectors (WCDs) within the surface detector at a mutual distance of 750 meters, forming a denser array, SD750. Moreover, three high elevation air-fluorescence telescopes, HEAT, overlooking the dense array were added.

The low energy cosmic ray data sample contains 10% of the data collected by the SD750 with a reconstructed angle below 40 degrees and energy threshold of 0.1 EeV. Around 54 500 selected events belonging to the dataset published in [8] are available for visualization, manipulation and download. An exemplary event recorded by the SD750 array and simultaneously seen by the HEAT fluorescence telescopes is displayed in Fig. 2. The shower footprint at the ground, along with recorded WCD traces, and reconstruction plots of the surface and fluorescence detectors are shown.

### 2.2 The catalog of the highest energy events

The catalog of the 100 highest-energy cosmic-ray events detected during the first phase of the Observatory's operation, between 2004 and 2022, has been published in [6]. The events have a reconstructed energy between 76 EeV and 166 EeV and have been used to study the arrival directions





**Figure 2:** Left panels: shower footprint at the ground and camera view of the fluorescence detector for an event of the low energy sample. Right panels: reconstruction of the event by the surface (top) and fluorescence (bottom) detectors.

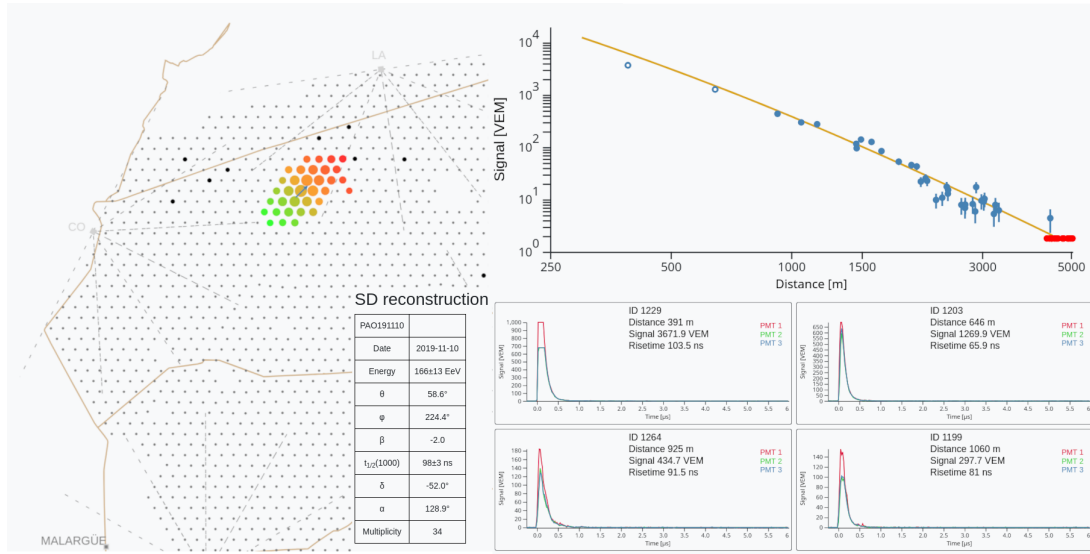
of cosmic rays with energy above 32 EeV [9]. Full details of the top 100 events are available for inspection and download, along with other nine highest-energy hybrid events used for the energy calibration, in the UHECR catalog section of the Portal at <https://opendata.auger.org/catalog/>. They are identified with an event name, PAOymmdd, indicating the year, month, and day of their detection.

Reconstruction parameters, such as Coordinated Universal Time (UTC), energy, zenith and azimuth angles, declination and right ascension, and multiplicity of triggered stations, are available in the event summary table. Additional features, such as the footprint at the ground and its projection on the shower plane, the lateral distribution of the shower particles, and the time delays of the signals with respect to a plane shower front, can be displayed. For hybrid events, the quantities measured with the fluorescence detector, such as energy and depth of shower maximum are also available. The event files in JSON format also contain the calibrated traces for each photomultiplier tube in the triggered stations.

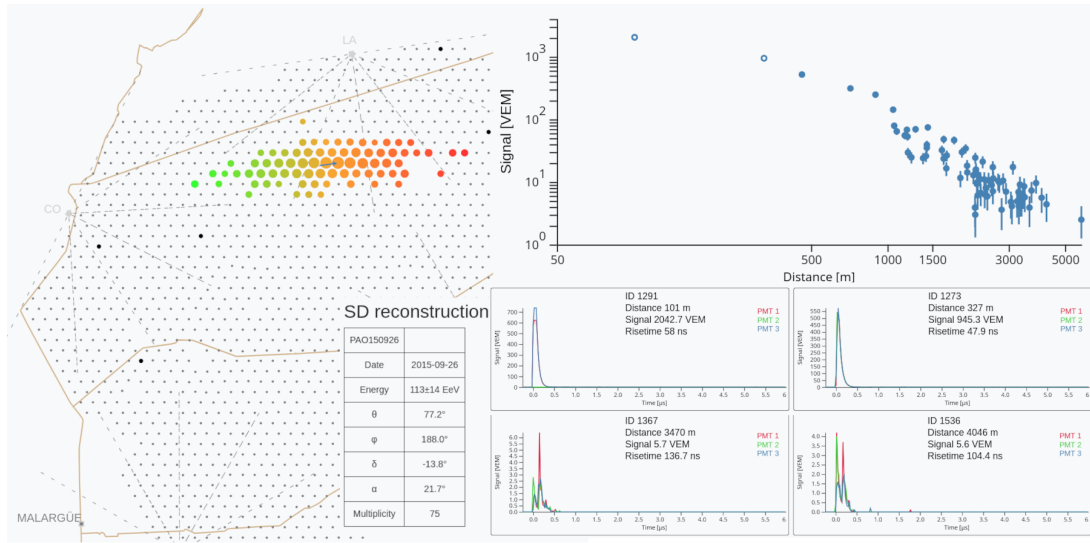
*Vertical events:* the reconstruction of vertical events (with zenith angle below 60 degrees) is described in [10]. Some properties of the most energetic air shower registered with the surface array, PAO191110, are shown in Fig. 3. The primary energy is  $(166 \pm 13)$  EeV with the shower impacting the surface array at a zenith angle of 58 degrees. The event footprint on the ground spans an area of approximately  $(13 \times 6)$  km<sup>2</sup>, with 34 WCDs triggered.

*Inclined events:* the analysis of inclined events (events with zenith angles larger than 60 degrees) is important for extending the sky coverage of the Observatory. The addition of this sample enhances the exposure of the Observatory by 30%. The reconstruction of events above 60 degrees has been described in [11]. Details of the highest energy inclined event, PAO150926, are shown in Fig. 4. It has a zenith angle of 77 degrees and energy of  $(113 \pm 14)$  EeV. The shower





**Figure 3:** The highest energy vertical event, PAO191110: footprint on the ground with event details (left), lateral distribution of the recorded signal as a function of distance to the shower core (top right panel), traces recorded in WCD stations at different distances (bottom right panel).

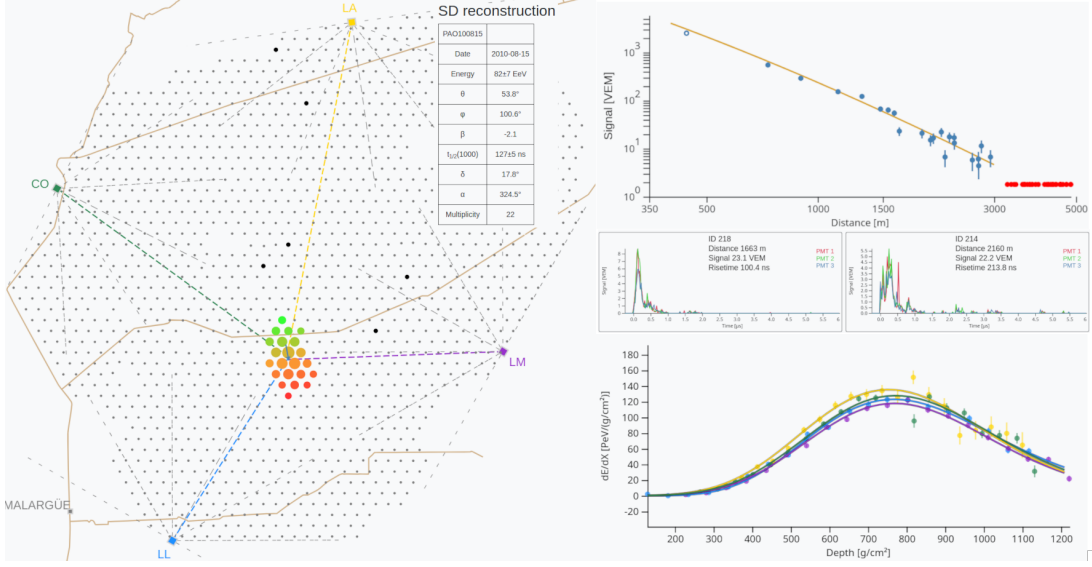


**Figure 4:** The highest energy inclined event, PAO150926: footprint on the ground with event details (left), lateral distribution of the recorded signal as a function of distance to the shower core (top right panel), traces recorded in WCD stations at different distances (bottom right panel).

footprint is about  $(35 \times 6)$  km<sup>2</sup> and triggered 75 WCDs in an elongated pattern on the ground.

*Hybrid events:* the details of the 10 most energetic hybrid events used for the energy calibration of the full data sample have also been published on the catalog page. The most energetic one is





**Figure 5:** The highest-energy multi-eye hybrid event in the UHECR catalog [6], PAO100815: event footprint projected onto the shower plane (left panel); lateral distribution of the signals as a function of the distance from the shower axis and exemplary WCD traces (top right panel); reconstructed energy deposited in the atmosphere as recorded by the fluorescence detectors (bottom right panel).

PAO100815, arriving at a zenith angle of 53.8 degrees and with a SD energy estimate of  $(82 \pm 7)$  EeV, consistent with the estimate from the FD of  $(85 \pm 4)$  EeV. The event had a footprint on the ground of about  $(7.5 \times 6)$  km<sup>2</sup> and triggered 22 stations. The 3D view of the highest-energy hybrid event in the UHECR catalog is shown in Fig. 1. More details of the reconstruction of the surface and fluorescence detectors are shown in Fig. 5.

The UHECR catalog once more demonstrates the quality of the data that lie behind measurements that have been reported by the Pierre Auger Collaboration in recent publications. The full release of the 100 highest-energy events is in line with the Collaboration's commitment to sharing its data and results with the scientific community and to promote the exchange of knowledge between experiments.

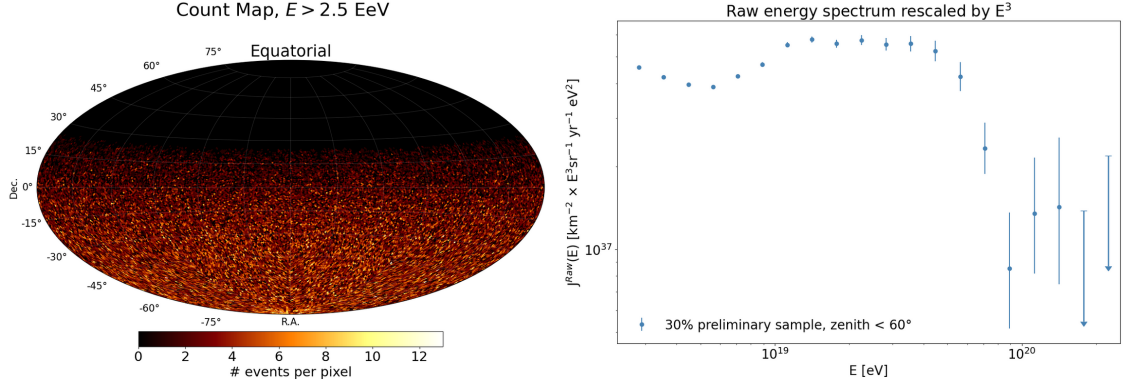
### 3. Expanding the Open Data program: increase of the public CR dataset fraction

In June 2023, the Pierre Auger Collaboration Board approved the increase of the fraction of released cosmic-ray data to 30% of the events, collected with the main surface detector array in the period Jan 2004 to Dec 2022. The new release is planned for late 2025. Data is selected by the same criteria applied for the vertical spectrum analysis and will include 30% of hybrid events used for the energy calibration [12, 13].

This amounts to an unprecedented exposure of more than 24 000 km<sup>2</sup> sr yr, that will be available for the scientific community. Data will be shared in the same format as the previous releases.

An example output produced by the Python notebooks available on the Portal, applied to the preliminarily selected data sample of the upcoming 30% release of selected events with energy





**Figure 6:** Exemplary output of the Python notebooks provided on the Portal applied to the preliminary 30% sample of selected events with energy above 2.5 EeV and zenith below 60 degrees. Left panel: count map per pixel in equatorial coordinates, mean bin distance  $\sim 1^\circ$ . Right panel, raw energy spectrum scaled by  $E^3$ .

above 2.5 EeV and zenith below 60 degrees is shown in Fig. 6. In the left panel the count map of the events per pixel in equatorial coordinates is calculated via the Healpix library with  $n_{\text{side}} = 64$ , resulting in  $\sim 49\,000$  pixels with mean bin distance of  $\sim 1^\circ$  and area of  $2.6 \cdot 10^{-4}$  sr. In the right panel, the raw energy spectrum for the selected events, scaled by  $E^3$ , is displayed. The features of the energy spectrum, ankle, suppression and *insep* [14], are clearly visible.

#### 4. Conclusions: open data impact and perspectives

Open data provides a foundation for sharing knowledge within the scientific community, facilitating joint analyses between different experiments and multi-messenger campaigns that bring together the astroparticle and astronomy communities.

A few scientific papers using the Auger Open Data have already appeared in journals or on arXiv. Furthermore, open data provide material for developing various activities dedicated to the general public, as well as for high school and university students, which focus on learning physics through hands-on programming and data analysis. The data have also been exploited in outreach events such as the International Cosmic Day, organized by DESY, the IPPOG International Masterclasses program involving more than ten thousand 15- to 19-year-old students from 60 countries. For a comprehensive review of the outreach activities at the Pierre Auger Observatory, please refer to [15].

The use of the released open data is tracked directly via the Zenodo link (<https://zenodo.org>) and with Matomo tools (<https://matomo.org>). Since 2021, the portal has received more than 70 000 visits worldwide, with over 8 000 lasting longer than one minute. Meanwhile, downloads of data samples number more than 4 300.

After the endorsement by the Collaboration Board, the next release will disclose 30% of *Phase I* data collected with the surface detector and selected for the vertical spectrum analysis, along with the hybrid events used for the energy calibration. This amounts to an exposure of more than  $24\,000 \text{ km}^2 \text{ sr yr}$ . The Collaboration members are convinced that this will enormously boost the use of the Observatory data by the scientific community. In particular, this data will provide an invaluable source for deeper and wider scientific efforts, thanks to the participation of the Pierre



Auger Observatory in world-wide alert systems, Virtual Observatories and coordinated research centres as the consortium ACME [16] recently funded by the European community.


The Pierre Auger Observatory has recently been upgraded with additional detectors, such as surface detector scintillators, underground muon detectors, radio antennas, and with faster electronics added to each surface detector station [17]. Future data from the upgraded Observatory, *Phase II* data, can be easily integrated into the implemented open data framework towards their gradual release.

## References

- [1] Pierre Auger Collaboration [A. Aab, et al.], *Nucl. Instrum. Meth. A* **798** (2015) 172-213
- [2] Wilkinson, M., et al., *Sci Data* **3** (2016) 160018; and *Berlin Declaration on Open Access to Knowledge in the Sciences and Humanities*
- [3] The Pierre Auger Observatory Open Data Portal <https://opendata.auger.org/>
- [4] Pierre Auger Collaboration [A. Abdul Halim, et al.], *Eur. Phys. J. C* **85** (2025) 70, [arXiv:2309.16294](https://arxiv.org/abs/2309.16294) [astro-ph]
- [5] V. Scherini for the Pierre Auger Collaboration, *PoS 37th ICRC (2021)* 1386; P. L. Ghia for the Pierre Auger Collaboration, *PoS 38th ICRC (2023)* 1616; V. Scherini for the Pierre Auger Collaboration, *PoS (UHECR 2024)* 114
- [6] Pierre Auger Collaboration [A. Abdul Halim, et al.], *Astrophys. J. Suppl.* **264**, 2 (2023) 50
- [7] Pierre Auger Observatory Open Data, Zenodo, <https://doi.org/10.5281/zenodo.4487612>
- [8] Pierre Auger Collaboration [Abreu, P., et al.] *Eur. Phys. J. C* **81** (2021) 966
- [9] Pierre Auger Collaboration [P. Abreu, et al.], *ApJ* **935** (2022) 170
- [10] Pierre Auger Collaboration [Aab, A., et al.] *JInst* **15** (2020) P10021
- [11] Pierre Auger collaboration *JCAP* **08** (2014) 019
- [12] Pierre Auger Collaboration [A. Aab, et al.], *Phys. Rev. D* **102** (2020) 062005
- [13] D. Ravnigani for the Pierre Auger Collaboration, at this conference ICRC2025 #268
- [14] Pierre Auger Collaboration [A. Aab, et al.], *Phys. Rev. Lett.* **125** (2020) 121106
- [15] R. Sarmento for the Pierre Auger Collaboration, *PoS 38th ICRC (2023)* 1611; B. Garcia for the Pierre Auger Collaboration, *PoS (UHECR 2024)* 088; F. Convenga for the Pierre Auger Collaboration, at this conference ICRC2025 #797
- [16] ACME project, HORIZON-INFRA-2023-SERV-01, Grant Agreement No 101131928. <https://doi.org/10.3030/101131928>
- [17] Pierre Auger Collaboration [A. Aab, et al.], [arXiv:1604.03637](https://arxiv.org/abs/1604.03637) [astro-ph]



## The Pierre Auger Collaboration



A. Abdul Halim<sup>13</sup>, P. Abreu<sup>70</sup>, M. Aglietta<sup>53,51</sup>, I. Allekotte<sup>1</sup>, K. Almeida Cheminant<sup>78,77</sup>, A. Almela<sup>7,12</sup>, R. Aloisio<sup>44,45</sup>, J. Alvarez-Muñiz<sup>76</sup>, A. Ambrosone<sup>44</sup>, J. Ammerman Yebra<sup>76</sup>, G.A. Anastasi<sup>57,46</sup>, L. Anchordoqui<sup>83</sup>, B. Andrada<sup>7</sup>, L. Andrade Dourado<sup>44,45</sup>, S. Andringa<sup>70</sup>, L. Apollonio<sup>58,48</sup>, C. Aramo<sup>49</sup>, E. Arnone<sup>62,51</sup>, J.C. Arteaga Velázquez<sup>66</sup>, P. Assis<sup>70</sup>, G. Avila<sup>11</sup>, E. Avocone<sup>56,45</sup>, A. Bakalova<sup>31</sup>, F. Barbato<sup>44,45</sup>, A. Bartz Mocellin<sup>82</sup>, J.A. Bellido<sup>13</sup>, C. Berat<sup>35</sup>, M.E. Bertaina<sup>62,51</sup>, M. Bianciotto<sup>62,51</sup>, P.L. Biermann<sup>a</sup>, V. Binet<sup>5</sup>, K. Bismark<sup>38,7</sup>, T. Bister<sup>77,78</sup>, J. Biteau<sup>36,i</sup>, J. Blazek<sup>31</sup>, J. Blümer<sup>40</sup>, M. Boháčová<sup>31</sup>, D. Boncioli<sup>56,45</sup>, C. Bonifazi<sup>8</sup>, L. Bonneau Arbeletche<sup>22</sup>, N. Borodai<sup>68</sup>, J. Brack<sup>f</sup>, P.G. Brichetto Orcherá<sup>7,40</sup>, F.L. Briechele<sup>41</sup>, A. Bueno<sup>75</sup>, S. Buitink<sup>15</sup>, M. Buscemi<sup>46,57</sup>, M. Büsken<sup>38,7</sup>, A. Bwembya<sup>77,78</sup>, K.S. Caballero-Mora<sup>65</sup>, S. Cabana-Freire<sup>76</sup>, L. Caccianiga<sup>58,48</sup>, F. Campuzano<sup>6</sup>, J. Caraça-Valente<sup>82</sup>, R. Caruso<sup>57,46</sup>, A. Castellina<sup>53,51</sup>, F. Catalani<sup>19</sup>, G. Cataldi<sup>47</sup>, L. Cazon<sup>76</sup>, M. Cerda<sup>10</sup>, B. Čermáková<sup>40</sup>, A. Cermenati<sup>44,45</sup>, J.A. Chinellato<sup>22</sup>, J. Chudoba<sup>31</sup>, L. Chytka<sup>32</sup>, R.W. Clay<sup>13</sup>, A.C. Cobos Cerutti<sup>6</sup>, R. Colalillo<sup>59,49</sup>, R. Conceição<sup>70</sup>, G. Consolati<sup>48,54</sup>, M. Conte<sup>55,47</sup>, F. Convenga<sup>44,45</sup>, D. Correia dos Santos<sup>27</sup>, P.J. Costa<sup>70</sup>, C.E. Covault<sup>81</sup>, M. Cristinziani<sup>43</sup>, C.S. Cruz Sanchez<sup>3</sup>, S. Dasso<sup>4,2</sup>, K. Daumiller<sup>40</sup>, B.R. Dawson<sup>13</sup>, R.M. de Almeida<sup>27</sup>, E.-T. de Boone<sup>43</sup>, B. de Errico<sup>27</sup>, J. de Jesús<sup>7</sup>, S.J. de Jong<sup>77,78</sup>, J.R.T. de Mello Neto<sup>27</sup>, I. De Mitri<sup>44,45</sup>, J. de Oliveira<sup>18</sup>, D. de Oliveira Franco<sup>42</sup>, F. de Palma<sup>55,47</sup>, V. de Souza<sup>20</sup>, E. De Vito<sup>55,47</sup>, A. Del Popolo<sup>57,46</sup>, O. Deligny<sup>33</sup>, N. Denner<sup>31</sup>, L. Deval<sup>53,51</sup>, A. di Matteo<sup>51</sup>, C. Dobrigkeit<sup>22</sup>, J.C. D'Olivo<sup>67</sup>, L.M. Domingues Mendes<sup>16,70</sup>, Q. Dorosti<sup>43</sup>, J.C. dos Anjos<sup>16</sup>, R.C. dos Anjos<sup>26</sup>, J. Ebr<sup>31</sup>, F. Ellwanger<sup>40</sup>, R. Engel<sup>38,40</sup>, I. Epicoco<sup>55,47</sup>, M. Erdmann<sup>41</sup>, A. Etchegoyen<sup>7,12</sup>, C. Evoli<sup>44,45</sup>, H. Falcke<sup>77,79,78</sup>, G. Farrar<sup>85</sup>, A.C. Fauth<sup>22</sup>, T. Fehler<sup>43</sup>, F. Feldbusch<sup>39</sup>, A. Fernandes<sup>70</sup>, M. Fernandez<sup>14</sup>, B. Fick<sup>84</sup>, J.M. Figueira<sup>7</sup>, P. Filip<sup>38,7</sup>, A. Filipčić<sup>74,73</sup>, T. Fitoussi<sup>40</sup>, B. Flaggs<sup>87</sup>, T. Fodran<sup>77</sup>, A. Franco<sup>47</sup>, M. Freitas<sup>70</sup>, T. Fujii<sup>86,h</sup>, A. Fuster<sup>7,12</sup>, C. Galea<sup>77</sup>, B. García<sup>6</sup>, C. Gaudu<sup>37</sup>, P.L. Ghia<sup>33</sup>, U. Giaccari<sup>47</sup>, F. Gobbi<sup>10</sup>, F. Gollan<sup>7</sup>, G. Golup<sup>1</sup>, M. Gómez Berisso<sup>1</sup>, P.F. Gómez Vitale<sup>11</sup>, J.P. Gongora<sup>11</sup>, J.M. González<sup>1</sup>, N. González<sup>7</sup>, D. Góra<sup>68</sup>, A. Gorgi<sup>53,51</sup>, M. Gottowik<sup>40</sup>, F. Guarino<sup>59,49</sup>, G.P. Guedes<sup>23</sup>, L. Gülzow<sup>40</sup>, S. Hahn<sup>38</sup>, P. Hamal<sup>31</sup>, M.R. Hampel<sup>7</sup>, P. Hansen<sup>3</sup>, V.M. Harvey<sup>13</sup>, A. Haungs<sup>40</sup>, T. Hebbeker<sup>41</sup>, C. Hojvat<sup>d</sup>, J.R. Hörandel<sup>77,78</sup>, P. Horvath<sup>32</sup>, M. Hrabovský<sup>32</sup>, T. Huege<sup>40,15</sup>, A. Insolia<sup>57,46</sup>, P.G. Isar<sup>72</sup>, M. Ismaiel<sup>77,78</sup>, P. Janecek<sup>31</sup>, V. Jilek<sup>31</sup>, K.-H. Kampert<sup>37</sup>, B. Keilhauer<sup>40</sup>, A. Khakurdikar<sup>77</sup>, V.V. Kizakke Covilakam<sup>7,40</sup>, H.O. Klages<sup>40</sup>, M. Kleifges<sup>39</sup>, J. Köhler<sup>40</sup>, F. Krieger<sup>41</sup>, M. Kubatova<sup>31</sup>, N. Kunka<sup>39</sup>, B.L. Lago<sup>17</sup>, N. Langner<sup>41</sup>, N. Leal<sup>7</sup>, M.A. Leigui de Oliveira<sup>25</sup>, Y. Lema-Capeans<sup>76</sup>, A. Letessier-Selvon<sup>34</sup>, I. Lhenry-Yvon<sup>33</sup>, L. Lopes<sup>70</sup>, J.P. Lundquist<sup>73</sup>, M. Mallamaci<sup>60,46</sup>, D. Mandat<sup>31</sup>, P. Mantsch<sup>d</sup>, F.M. Mariani<sup>58,48</sup>, A.G. Mariazzi<sup>3</sup>, I.C. Mariş<sup>14</sup>, G. Marsella<sup>60,46</sup>, D. Martello<sup>55,47</sup>, S. Martinelli<sup>40,7</sup>, M.A. Martins<sup>76</sup>, H.-J. Mathes<sup>40</sup>, J. Matthews<sup>g</sup>, G. Matthiae<sup>61,50</sup>, E. Mayotte<sup>82</sup>, S. Mayotte<sup>82</sup>, P.O. Mazur<sup>d</sup>, G. Medina-Tanco<sup>67</sup>, J. Meinert<sup>37</sup>, D. Melo<sup>7</sup>, A. Menshikov<sup>39</sup>, C. Merx<sup>40</sup>, S. Michal<sup>31</sup>, M.I. Micheletti<sup>5</sup>, L. Miramonti<sup>58,48</sup>, M. Mogarkar<sup>68</sup>, S. Mollerach<sup>1</sup>, F. Montanet<sup>35</sup>, L. Morejon<sup>37</sup>, K. Mulrey<sup>77,78</sup>, R. Mussa<sup>51</sup>, W.M. Namasaka<sup>37</sup>, S. Negi<sup>31</sup>, L. Nellen<sup>67</sup>, K. Nguyen<sup>84</sup>, G. Nicora<sup>9</sup>, M. Niechciol<sup>43</sup>, D. Nitz<sup>84</sup>, D. Nosek<sup>30</sup>, A. Novikov<sup>87</sup>, V. Novotny<sup>30</sup>, L. Nožka<sup>32</sup>, A. Nucita<sup>55,47</sup>, L.A. Núñez<sup>29</sup>, J. Ochoa<sup>7,40</sup>, C. Oliveira<sup>20</sup>, L. Östman<sup>31</sup>, M. Palatka<sup>31</sup>, J. Pallotta<sup>9</sup>, S. Panja<sup>31</sup>, G. Parente<sup>76</sup>, T. Paulsen<sup>37</sup>, J. Pawlowsky<sup>37</sup>, M. Pech<sup>31</sup>, J. Pękala<sup>68</sup>, R. Pelayo<sup>64</sup>,



V. Pelgrims<sup>14</sup>, L.A.S. Pereira<sup>24</sup>, E.E. Pereira Martins<sup>38,7</sup>, C. Pérez Bertolli<sup>7,40</sup>, L. Perrone<sup>55,47</sup>, S. Petrerá<sup>44,45</sup>, C. Petrucci<sup>56</sup>, T. Pierog<sup>40</sup>, M. Pimenta<sup>70</sup>, M. Platino<sup>7</sup>, B. Pont<sup>77</sup>, M. Pourmohammad Shahvar<sup>60,46</sup>, P. Privitera<sup>86</sup>, C. Priyadarshi<sup>68</sup>, M. Prouza<sup>31</sup>, K. Pytel<sup>69</sup>, S. Querschfeld<sup>37</sup>, J. Rautenberg<sup>37</sup>, D. Ravignani<sup>7</sup>, J.V. Reginatto Akim<sup>22</sup>, A. Reuzki<sup>41</sup>, J. Ridky<sup>31</sup>, F. Riehn<sup>76,j</sup>, M. Risse<sup>43</sup>, V. Rizi<sup>56,45</sup>, E. Rodriguez<sup>7,40</sup>, G. Rodriguez Fernandez<sup>50</sup>, J. Rodriguez Rojo<sup>11</sup>, S. Rossoni<sup>42</sup>, M. Roth<sup>40</sup>, E. Roulet<sup>1</sup>, A.C. Rovero<sup>4</sup>, A. Saftoiu<sup>71</sup>, M. Saharan<sup>77</sup>, F. Salamida<sup>56,45</sup>, H. Salazar<sup>63</sup>, G. Salina<sup>50</sup>, P. Sampathkumar<sup>40</sup>, N. San Martin<sup>82</sup>, J.D. Sanabria Gomez<sup>29</sup>, F. Sánchez<sup>7</sup>, E.M. Santos<sup>21</sup>, E. Santos<sup>31</sup>, F. Sarazin<sup>82</sup>, R. Sarmento<sup>70</sup>, R. Sato<sup>11</sup>, P. Savina<sup>44,45</sup>, V. Scherini<sup>55,47</sup>, H. Schieler<sup>40</sup>, M. Schimassek<sup>33</sup>, M. Schimp<sup>37</sup>, D. Schmidt<sup>40</sup>, O. Scholten<sup>15,b</sup>, H. Schoorlemmer<sup>77,78</sup>, P. Schovánek<sup>31</sup>, F.G. Schröder<sup>87,40</sup>, J. Schulte<sup>41</sup>, T. Schulz<sup>31</sup>, S.J. Sciutto<sup>3</sup>, M. Scornavacche<sup>7</sup>, A. Sedoski<sup>7</sup>, A. Segreto<sup>52,46</sup>, S. Sehgal<sup>37</sup>, S.U. Shivashankara<sup>73</sup>, G. Sigl<sup>42</sup>, K. Simkova<sup>15,14</sup>, F. Simon<sup>39</sup>, R. Šmída<sup>86</sup>, P. Sommers<sup>e</sup>, R. Squartini<sup>10</sup>, M. Stadelmaier<sup>40,48,58</sup>, S. Stanić<sup>73</sup>, J. Stasielak<sup>68</sup>, P. Stassi<sup>35</sup>, S. Strähnz<sup>38</sup>, M. Straub<sup>41</sup>, T. Suomijärvi<sup>36</sup>, A.D. Supanitsky<sup>7</sup>, Z. Svozilikova<sup>31</sup>, K. Syrovkas<sup>30</sup>, Z. Szadkowski<sup>69</sup>, F. Tairli<sup>13</sup>, M. Tambone<sup>59,49</sup>, A. Tapia<sup>28</sup>, C. Taricco<sup>62,51</sup>, C. Timmermans<sup>78,77</sup>, O. Tkachenko<sup>31</sup>, P. Tobiska<sup>31</sup>, C.J. Todero Peixoto<sup>19</sup>, B. Tomé<sup>70</sup>, A. Travaini<sup>10</sup>, P. Travnicek<sup>31</sup>, M. Tueros<sup>3</sup>, M. Unger<sup>40</sup>, R. Uzeiroska<sup>37</sup>, L. Vaclavek<sup>32</sup>, M. Vacula<sup>32</sup>, I. Vaiman<sup>44,45</sup>, J.F. Valdés Galicia<sup>67</sup>, L. Valore<sup>59,49</sup>, P. van Dillen<sup>77,78</sup>, E. Varela<sup>63</sup>, V. Vašíčková<sup>37</sup>, A. Vásquez-Ramírez<sup>29</sup>, D. Veberič<sup>40</sup>, I.D. Vergara Quispe<sup>3</sup>, S. Verpoest<sup>87</sup>, V. Verzi<sup>50</sup>, J. Vicha<sup>31</sup>, J. Vink<sup>80</sup>, S. Vorobiov<sup>73</sup>, J.B. Vuta<sup>31</sup>, C. Watanabe<sup>27</sup>, A.A. Watson<sup>c</sup>, A. Weindl<sup>40</sup>, M. Weitz<sup>37</sup>, L. Wiencke<sup>82</sup>, H. Wilczyński<sup>68</sup>, B. Wundheiler<sup>7</sup>, B. Yue<sup>37</sup>, A. Yushkov<sup>31</sup>, E. Zas<sup>76</sup>, D. Zavrtanik<sup>73,74</sup>, M. Zavrtanik<sup>74,73</sup>

- <sup>1</sup> Centro Atómico Bariloche and Instituto Balseiro (CNEA-UNCuyo-CONICET), San Carlos de Bariloche, Argentina
- <sup>2</sup> Departamento de Física and Departamento de Ciencias de la Atmósfera y los Océanos, FCEyN, Universidad de Buenos Aires and CONICET, Buenos Aires, Argentina
- <sup>3</sup> IFLP, Universidad Nacional de La Plata and CONICET, La Plata, Argentina
- <sup>4</sup> Instituto de Astronomía y Física del Espacio (IAFE, CONICET-UBA), Buenos Aires, Argentina
- <sup>5</sup> Instituto de Física de Rosario (IFIR) – CONICET/U.N.R. and Facultad de Ciencias Bioquímicas y Farmacéuticas U.N.R., Rosario, Argentina
- <sup>6</sup> Instituto de Tecnologías en Detección y Astropartículas (CNEA, CONICET, UNSAM), and Universidad Tecnológica Nacional – Facultad Regional Mendoza (CONICET/CNEA), Mendoza, Argentina
- <sup>7</sup> Instituto de Tecnologías en Detección y Astropartículas (CNEA, CONICET, UNSAM), Buenos Aires, Argentina
- <sup>8</sup> International Center of Advanced Studies and Instituto de Ciencias Físicas, ECyT-UNSAM and CONICET, Campus Miguelete – San Martín, Buenos Aires, Argentina
- <sup>9</sup> Laboratorio Atmósfera – Departamento de Investigaciones en Láseres y sus Aplicaciones – UNIDEF (CITEDEF-CONICET), Argentina
- <sup>10</sup> Observatorio Pierre Auger, Malargüe, Argentina
- <sup>11</sup> Observatorio Pierre Auger and Comisión Nacional de Energía Atómica, Malargüe, Argentina
- <sup>12</sup> Universidad Tecnológica Nacional – Facultad Regional Buenos Aires, Buenos Aires, Argentina
- <sup>13</sup> University of Adelaide, Adelaide, S.A., Australia



- <sup>14</sup> Université Libre de Bruxelles (ULB), Brussels, Belgium
- <sup>15</sup> Vrije Universiteit Brussels, Brussels, Belgium
- <sup>16</sup> Centro Brasileiro de Pesquisas Físicas, Rio de Janeiro, RJ, Brazil
- <sup>17</sup> Centro Federal de Educação Tecnológica Celso Suckow da Fonseca, Petropolis, Brazil
- <sup>18</sup> Instituto Federal de Educação, Ciência e Tecnologia do Rio de Janeiro (IFRJ), Brazil
- <sup>19</sup> Universidade de São Paulo, Escola de Engenharia de Lorena, Lorena, SP, Brazil
- <sup>20</sup> Universidade de São Paulo, Instituto de Física de São Carlos, São Carlos, SP, Brazil
- <sup>21</sup> Universidade de São Paulo, Instituto de Física, São Paulo, SP, Brazil
- <sup>22</sup> Universidade Estadual de Campinas (UNICAMP), IFGW, Campinas, SP, Brazil
- <sup>23</sup> Universidade Estadual de Feira de Santana, Feira de Santana, Brazil
- <sup>24</sup> Universidade Federal de Campina Grande, Centro de Ciencias e Tecnologia, Campina Grande, Brazil
- <sup>25</sup> Universidade Federal do ABC, Santo André, SP, Brazil
- <sup>26</sup> Universidade Federal do Paraná, Setor Palotina, Palotina, Brazil
- <sup>27</sup> Universidade Federal do Rio de Janeiro, Instituto de Física, Rio de Janeiro, RJ, Brazil
- <sup>28</sup> Universidad de Medellín, Medellín, Colombia
- <sup>29</sup> Universidad Industrial de Santander, Bucaramanga, Colombia
- <sup>30</sup> Charles University, Faculty of Mathematics and Physics, Institute of Particle and Nuclear Physics, Prague, Czech Republic
- <sup>31</sup> Institute of Physics of the Czech Academy of Sciences, Prague, Czech Republic
- <sup>32</sup> Palacky University, Olomouc, Czech Republic
- <sup>33</sup> CNRS/IN2P3, IJCLab, Université Paris-Saclay, Orsay, France
- <sup>34</sup> Laboratoire de Physique Nucléaire et de Hautes Energies (LPNHE), Sorbonne Université, Université de Paris, CNRS-IN2P3, Paris, France
- <sup>35</sup> Univ. Grenoble Alpes, CNRS, Grenoble Institute of Engineering Univ. Grenoble Alpes, LPSC-IN2P3, 38000 Grenoble, France
- <sup>36</sup> Université Paris-Saclay, CNRS/IN2P3, IJCLab, Orsay, France
- <sup>37</sup> Bergische Universität Wuppertal, Department of Physics, Wuppertal, Germany
- <sup>38</sup> Karlsruhe Institute of Technology (KIT), Institute for Experimental Particle Physics, Karlsruhe, Germany
- <sup>39</sup> Karlsruhe Institute of Technology (KIT), Institut für Prozessdatenverarbeitung und Elektronik, Karlsruhe, Germany
- <sup>40</sup> Karlsruhe Institute of Technology (KIT), Institute for Astroparticle Physics, Karlsruhe, Germany
- <sup>41</sup> RWTH Aachen University, III. Physikalisches Institut A, Aachen, Germany
- <sup>42</sup> Universität Hamburg, II. Institut für Theoretische Physik, Hamburg, Germany
- <sup>43</sup> Universität Siegen, Department Physik – Experimentelle Teilchenphysik, Siegen, Germany
- <sup>44</sup> Gran Sasso Science Institute, L'Aquila, Italy
- <sup>45</sup> INFN Laboratori Nazionali del Gran Sasso, Assergi (L'Aquila), Italy
- <sup>46</sup> INFN, Sezione di Catania, Catania, Italy
- <sup>47</sup> INFN, Sezione di Lecce, Lecce, Italy
- <sup>48</sup> INFN, Sezione di Milano, Milano, Italy
- <sup>49</sup> INFN, Sezione di Napoli, Napoli, Italy
- <sup>50</sup> INFN, Sezione di Roma "Tor Vergata", Roma, Italy



- <sup>51</sup> INFN, Sezione di Torino, Torino, Italy
- <sup>52</sup> Istituto di Astrofisica Spaziale e Fisica Cosmica di Palermo (INAF), Palermo, Italy
- <sup>53</sup> Osservatorio Astrofisico di Torino (INAF), Torino, Italy
- <sup>54</sup> Politecnico di Milano, Dipartimento di Scienze e Tecnologie Aerospaziali, Milano, Italy
- <sup>55</sup> Università del Salento, Dipartimento di Matematica e Fisica “E. De Giorgi”, Lecce, Italy
- <sup>56</sup> Università dell’Aquila, Dipartimento di Scienze Fisiche e Chimiche, L’Aquila, Italy
- <sup>57</sup> Università di Catania, Dipartimento di Fisica e Astronomia “Ettore Majorana”, Catania, Italy
- <sup>58</sup> Università di Milano, Dipartimento di Fisica, Milano, Italy
- <sup>59</sup> Università di Napoli “Federico II”, Dipartimento di Fisica “Ettore Pancini”, Napoli, Italy
- <sup>60</sup> Università di Palermo, Dipartimento di Fisica e Chimica “E. Segrè”, Palermo, Italy
- <sup>61</sup> Università di Roma “Tor Vergata”, Dipartimento di Fisica, Roma, Italy
- <sup>62</sup> Università Torino, Dipartimento di Fisica, Torino, Italy
- <sup>63</sup> Benemérita Universidad Autónoma de Puebla, Puebla, México
- <sup>64</sup> Unidad Profesional Interdisciplinaria en Ingeniería y Tecnologías Avanzadas del Instituto Politécnico Nacional (UPIITA-IPN), México, D.F., México
- <sup>65</sup> Universidad Autónoma de Chiapas, Tuxtla Gutiérrez, Chiapas, México
- <sup>66</sup> Universidad Michoacana de San Nicolás de Hidalgo, Morelia, Michoacán, México
- <sup>67</sup> Universidad Nacional Autónoma de México, México, D.F., México
- <sup>68</sup> Institute of Nuclear Physics PAN, Krakow, Poland
- <sup>69</sup> University of Łódź, Faculty of High-Energy Astrophysics, Łódź, Poland
- <sup>70</sup> Laboratório de Instrumentação e Física Experimental de Partículas – LIP and Instituto Superior Técnico – IST, Universidade de Lisboa – UL, Lisboa, Portugal
- <sup>71</sup> “Horia Hulubei” National Institute for Physics and Nuclear Engineering, Bucharest-Magurele, Romania
- <sup>72</sup> Institute of Space Science, Bucharest-Magurele, Romania
- <sup>73</sup> Center for Astrophysics and Cosmology (CAC), University of Nova Gorica, Nova Gorica, Slovenia
- <sup>74</sup> Experimental Particle Physics Department, J. Stefan Institute, Ljubljana, Slovenia
- <sup>75</sup> Universidad de Granada and C.A.F.P.E., Granada, Spain
- <sup>76</sup> Instituto Galego de Física de Altas Enerxías (IGFAE), Universidade de Santiago de Compostela, Santiago de Compostela, Spain
- <sup>77</sup> IMAPP, Radboud University Nijmegen, Nijmegen, The Netherlands
- <sup>78</sup> Nationaal Instituut voor Kernfysica en Hoge Energie Fysica (NIKHEF), Science Park, Amsterdam, The Netherlands
- <sup>79</sup> Stichting Astronomisch Onderzoek in Nederland (ASTRON), Dwingeloo, The Netherlands
- <sup>80</sup> Universiteit van Amsterdam, Faculty of Science, Amsterdam, The Netherlands
- <sup>81</sup> Case Western Reserve University, Cleveland, OH, USA
- <sup>82</sup> Colorado School of Mines, Golden, CO, USA
- <sup>83</sup> Department of Physics and Astronomy, Lehman College, City University of New York, Bronx, NY, USA
- <sup>84</sup> Michigan Technological University, Houghton, MI, USA
- <sup>85</sup> New York University, New York, NY, USA
- <sup>86</sup> University of Chicago, Enrico Fermi Institute, Chicago, IL, USA



<sup>87</sup> University of Delaware, Department of Physics and Astronomy, Bartol Research Institute, Newark, DE, USA

<sup>a</sup> Max-Planck-Institut für Radioastronomie, Bonn, Germany

<sup>b</sup> also at Kapteyn Institute, University of Groningen, Groningen, The Netherlands

<sup>c</sup> School of Physics and Astronomy, University of Leeds, Leeds, United Kingdom

<sup>d</sup> Fermi National Accelerator Laboratory, Fermilab, Batavia, IL, USA

<sup>e</sup> Pennsylvania State University, University Park, PA, USA

<sup>f</sup> Colorado State University, Fort Collins, CO, USA

<sup>g</sup> Louisiana State University, Baton Rouge, LA, USA

<sup>h</sup> now at Graduate School of Science, Osaka Metropolitan University, Osaka, Japan

<sup>i</sup> Institut universitaire de France (IUF), France

<sup>j</sup> now at Technische Universität Dortmund and Ruhr-Universität Bochum, Dortmund and Bochum, Germany

## Acknowledgments

The successful installation, commissioning, and operation of the Pierre Auger Observatory would not have been possible without the strong commitment and effort from the technical and administrative staff in Malargüe. We are very grateful to the following agencies and organizations for financial support:

Argentina – Comisión Nacional de Energía Atómica; Agencia Nacional de Promoción Científica y Tecnológica (ANPCyT); Consejo Nacional de Investigaciones Científicas y Técnicas (CONICET); Gobierno de la Provincia de Mendoza; Municipalidad de Malargüe; NDM Holdings and Valle Las Leñas; in gratitude for their continuing cooperation over land access; Australia – the Australian Research Council; Belgium – Fonds de la Recherche Scientifique (FNRS); Research Foundation Flanders (FWO), Marie Curie Action of the European Union Grant No. 101107047; Brazil – Conselho Nacional de Desenvolvimento Científico e Tecnológico (CNPq); Financiadora de Estudos e Projetos (FINEP); Fundação de Amparo à Pesquisa do Estado de Rio de Janeiro (FAPERJ); São Paulo Research Foundation (FAPESP) Grants No. 2019/10151-2, No. 2010/07359-6 and No. 1999/05404-3; Ministério da Ciência, Tecnologia, Inovações e Comunicações (MCTIC); Czech Republic – GACR 24-13049S, CAS LQ100102401, MEYS LM2023032, CZ.02.1.01/0.0/0.0/16\_013/0001402, CZ.02.1.01/0.0/0.0/18\_046/0016010 and CZ.02.1.01/0.0/0.0/17\_049/0008422 and CZ.02.01.01/00/22\_008/0004632; France – Centre de Calcul IN2P3/CNRS; Centre National de la Recherche Scientifique (CNRS); Conseil Régional Ile-de-France; Département Physique Nucléaire et Corpusculaire (PNC-IN2P3/CNRS); Département Sciences de l’Univers (SDU-INSU/CNRS); Institut Lagrange de Paris (ILP) Grant No. LABEX ANR-10-LABX-63 within the Investissements d’Avenir Programme Grant No. ANR-11-IDEX-0004-02; Germany – Bundesministerium für Bildung und Forschung (BMBF); Deutsche Forschungsgemeinschaft (DFG); Finanzministerium Baden-Württemberg; Helmholtz Alliance for Astroparticle Physics (HAP); Helmholtz-Gemeinschaft Deutscher Forschungszentren (HGF); Ministerium für Kultur und Wissenschaft des Landes Nordrhein-Westfalen; Ministerium für Wissenschaft, Forschung und Kunst des Landes Baden-Württemberg; Italy – Istituto Nazionale di



Fisica Nucleare (INFN); Istituto Nazionale di Astrofisica (INAF); Ministero dell'Università e della Ricerca (MUR); CETEMPS Center of Excellence; Ministero degli Affari Esteri (MAE), ICSC Centro Nazionale di Ricerca in High Performance Computing, Big Data and Quantum Computing, funded by European Union NextGenerationEU, reference code CN\_00000013; México – Consejo Nacional de Ciencia y Tecnología (CONACYT) No. 167733; Universidad Nacional Autónoma de México (UNAM); PAPIIT DGAPA-UNAM; The Netherlands – Ministry of Education, Culture and Science; Netherlands Organisation for Scientific Research (NWO); Dutch national e-infrastructure with the support of SURF Cooperative; Poland – Ministry of Education and Science, grants No. DIR/WK/2018/11 and 2022/WK/12; National Science Centre, grants No. 2016/22/M/ST9/00198, 2016/23/B/ST9/01635, 2020/39/B/ST9/01398, and 2022/45/B/ST9/02163; Portugal – Portuguese national funds and FEDER funds within Programa Operacional Factores de Competitividade through Fundação para a Ciência e a Tecnologia (COMPETE); Romania – Ministry of Research, Innovation and Digitization, CNCS-UEFISCDI, contract no. 30N/2023 under Romanian National Core Program LAPLAS VII, grant no. PN 23 21 01 02 and project number PN-III-P1-1.1-TE-2021-0924/TE57/2022, within PNCDI III; Slovenia – Slovenian Research Agency, grants P1-0031, P1-0385, I0-0033, N1-0111; Spain – Ministerio de Ciencia e Innovación/Agencia Estatal de Investigación (PID2019-105544GB-I00, PID2022-140510NB-I00 and RYC2019-027017-I), Xunta de Galicia (CIGUS Network of Research Centers, Consolidación 2021 GRC GI-2033, ED431C-2021/22 and ED431F-2022/15), Junta de Andalucía (SOMM17/6104/UGR and P18-FR-4314), and the European Union (Marie Skłodowska-Curie 101065027 and ERDF); USA – Department of Energy, Contracts No. DE-AC02-07CH11359, No. DE-FR02-04ER41300, No. DE-FG02-99ER41107 and No. DE-SC0011689; National Science Foundation, Grant No. 0450696, and NSF-2013199; The Grainger Foundation; Marie Curie-IRSES/EPLANET; European Particle Physics Latin American Network; and UNESCO.