

# Quantum register based on double quantum dots in semiconductor nanowires

Vladimir Vyurkov<sup>1,2\*</sup>, Leonid Fedichkin<sup>1,2</sup>, Igor Semenikhin<sup>1</sup>, Denis Drozhzhin<sup>2</sup>,  
Konstantin Rudenko<sup>1,2</sup>, and Vladimir Lukichev<sup>1,2</sup>

<sup>1</sup>NRC "Kurchatov Institute" – Valiev Institute of Physics and Technology, Moscow 123182, Russia

<sup>2</sup>Moscow Institute of Physics and Technology, Dolgoprudny 141700, Russia

An implementation of a universal solid-state quantum register based on electron space states in field-defined double quantum dots (DQD possesses one electron in two adjacent tunnel bound dots) in an ultrathin semiconductor nanowire is discussed. To some extent, the structure resembles that of a field-effect transistor with multiple controlling electrodes (gates). Scalability is audible and it opens up a possibility of large-scale quantum computer fabricated by advanced silicon technology. Moreover, the structure could be developed into an ensemble quantum register where instead of single nanowire an array of them with common controlling electrodes and contacts is fabricated. This ensemble register is much more resistant against environment noise caused by phonons and stray charges due to averaging and compensation.

It is crucial that an individual qubit consists of *two* DQDs. The basic states of that qubit correspond to symmetric state of one DQD and antisymmetric state of another, and vice versa. Then the quantum information can be encoded and processed without charge transfer between dots. The probability to find an electron in a dot constantly equals 1/2 thus the Coulomb interaction between DQDs is also constant. Although the Coulomb interaction is incessant, the strength of its action depends on mutual states of interacting DQDs (in-resonance or off-resonance). Therefore, a quantum algorithm could be effectuated via manipulation solely with steady and pulse gate potentials that reminds an operation of a digital integrated circuit.

The final read-out of the register is performed after decoding into charge states of DQDs and a transmission of current through the wire.

## I. INTRODUCTION.

Universal scalable quantum computers may allow solution of problems with high computational complexity inaccessible for classical computers (Turing machines). So called NP-problems belong to such a class of problems. At the very beginning the quantum computer was devoted to simulation of complex quantum systems, for example, heavy atoms and big molecules including biological ones. Besides, quantum computers may essentially speed up big data processing.

Quantum supremacy with respect to classical computers was lately demonstrated [1]. However, the demand of usefulness should be added to a mere supremacy.

Despite of many alternative approaches to quantum calculation (neutral atoms in optical traps, ions in em traps, superconducting qubits, photonic qubits and so on) the general problem is the scalable quantum register including thousands of logical qubits. For the error correction there lots of additional physical qubits (ancillas) are required.

On the contrary, we propose to employ an ensemble (or collective) quantum register much more resistant against environment noise including that of phonons and stray charges due to obvious averaging

the mean state of constituent qubits. In the ensemble register instead of single silicon nanowire an array of them are placed under common controlling electrodes (gates). It opens up a possibility of large-scale quantum computer fabricated by advanced silicon technology.

Double quantum dots (DQD, two tunnel bound quantum dots with a single electron) as prospective solid-state qubits for quantum computation were put forward in 1999 [2].

A DQD has advantages with respect to a single one. Firstly, two lowest levels (symmetric and antisymmetric states) are quite distant from upper ones. Just those levels serve as basic for a qubit, while the upper levels weakly influence on the qubit evolution. Secondly, for fairly small energy separation between symmetric and antisymmetric states the decoherence caused by phonons is much suppressed. It should outlined that the decoherence caused by phonons is inevitable for solid-state structures, meanwhile, the influence of stray charges could be, in principle, diminished by advances in technology. Undoubtedly, one more benefit of DQDs is a possibility to control the qubit states and their unceasing Coulomb interaction solely with outer electrodes [3]. In Ref. 2, the particular structure was

\*Contact author: vyurkov.vv@mipt.ru

proposed although it looks as quite cumbersome for experimental realization. Here we put forward a quantum register quite accessible for modern silicon technology.

The pioneering paper [2] acquired multiple citations. The first experimental realizations were made in Japan [4, 5]. The authors used quantum dots defined by electric fields of metallic gates over two-dimensional electron gas in GaAs heterostructure. The investigations have stopped at two DQDs because the structure turned out to be unscalable.

Although the idea of DQD qubit was put forward long time ago it looks as still promising. Recently many research centers over the world draw attention to the realm of quantum computers based on semiconductor platform [6-17].

In the reviewing paper [6] the attention is mostly paid to solid-state spin qubits owing to their larger coherence time compared to that of charge qubits. Nevertheless, with respect to number of operations during a coherence time the charge qubits do not lose to the spin ones.

## II. DESIGN OF THE QUANTUM REGISTER (INDIVIDUAL AND ENSEMBLE)

In 2011 the quantum register consisting of field-defined DQDs in a silicon nanowire wrapped by dielectric was put forward (Fig. 1) [18]. Quantum algorithms could be effectuated via manipulation solely with steady and pulse potentials on controlling electrodes (gates) that remind an operation of a digital integrated circuit. Evidently, this construction is scalable.

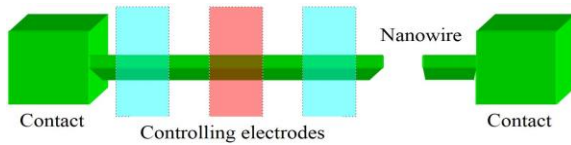


Fig. 1. Schematic view of the *single* quantum register consisting of electrically defined and operated DQDs in an undoped silicon nanowire with controlling electrodes and doped contacts at its ends. The construction reminds that of multi-gate fin-MOSFET transistor [18].

The important advantage of the proposed structure is that all constituent DQDs could be tuned by gate potentials to compensate the impact of stationary stray charges which are the everlasting reproach to

solid-state charge qubits. The technological variability could be also compensated. The point is that for existence of symmetric and antisymmetric states in a DQD the coincidence of ground state energies in dots is necessary and sufficient. The latter one acquires with the help of steady electrode potentials.

It is readily seen in Fig. 1 that the single register structure could be multiplied. The implementation of the ensemble register consists of a nanowire array with mutual controlling electrodes and contacts (Fig. 2).

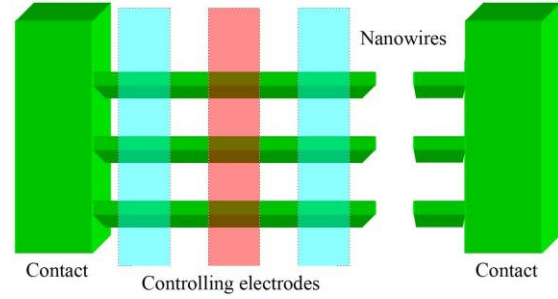


Fig. 2. Schematic view of the *ensemble* quantum register consisting of electrically defined and operated DQDs in silicon nanowires with mutual controlling electrodes and contacts at the ends.

The ensemble qubits are much more resistant against environment noise including that of phonons and stray charges due to averaging and compensation. For example, the left-hand and right-hand charges have an opposite action on the mean ensemble qubit phase.

One more advantage of the ensemble qubit is a possibility of the macroscopic read-out procedure when the large number of electrons is sequentially kicked out from ensemble quantum dots and the arisen currents are measured.

The schematic cross-sectional view with three controlling electrodes (gates) which electrically define a DQD in a silicon nanowire is depicted in Fig. 3, while the corresponding band diagram with indicated Fermi level in heavily doped contacts is presented in Fig. 4.

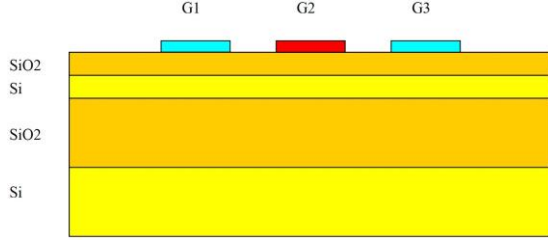


Fig. 3. Schematic cross-sectional view with three controlling electrodes (gates) which electrically define a DQD in a silicon nanowire.

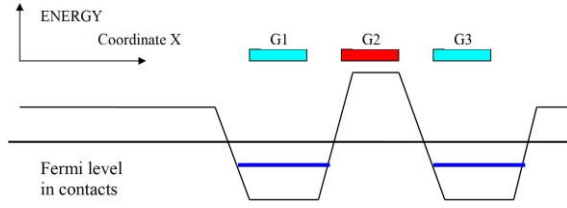


Fig. 4. The longitudinal (along the wire) potential relief (the band bottom) with one double quantum dot. The Fermi level in heavily doped contacts is indicated.

An individual qubit in proposed register consists of *two* DQDs [3] (Fig. 5). The basic states of that qubit correspond to symmetric state of one DQD and antisymmetric state of another, and vice versa. Then the quantum information can be encoded and processed without charge transfer between dots. The probability to find electron in a dot is constantly equal to 1/2. This is the main reason to call the discussed qubit as ‘space qubit’ unlike the habitual term ‘charge qubit’ implying a charge transfer between dots. This eliminates the substantial source of decoherence caused by moving image charges in outer space, essentially in metallic controlling electrodes. Moreover, an absence of displacement of charge inside DQDs cancels an uncontrollable Coulomb interaction between adjacent DQDs because during computation their charge state is unknown. Otherwise; the interaction mediated by photons should be employed between fairly distant QDs [19-21].

One more advantage of the proposed qubit is a relatively large separation between DQDs which simplifies metallization and diminishes cross-talks between electrodes.

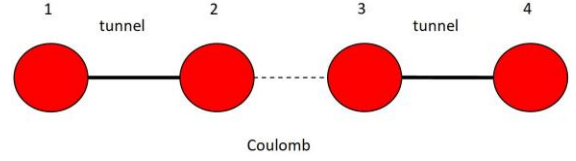


Fig. 5. The proposed qubit consists of *two* DQDs with tunnel coupling  $T$  and Coulomb interaction  $V$  between adjacent dots (between far distant dots the interaction is screened by metallic controlling electrodes).

Two basic computational states of the qubit composed of two DQDs are

$$\begin{aligned} |0\rangle &= |sa\rangle \\ |1\rangle &= |as\rangle \end{aligned} \quad (1)$$

where the left dot is in the symmetric state  $|s\rangle$  while the right dot is in antisymmetric state  $|a\rangle$ , and vice versa. Thus qubit states belong to the Hilbert subspace produced by orthogonal states  $|0\rangle$  and  $|1\rangle$ . Worth noting during fulfillment of quantum operations the other two states  $|ss\rangle$  and  $|aa\rangle$  are involved.

The final state of the register (read-out) is measured by the current passing through the nanowire between side contacts. Beforehand a decoding from the space state of a DQD to its charge state should be performed. In the charge state an electron occupies the left or the right dot in a DQD.

### III. PERFORMANCE OF THE REGISTER

#### Initialization

Here we consider the simplest procedure of initialization when an electron is put in one dot of two in a DQD (Figs. 3, 4). The second dot is eliminated by the potential on the corresponding controlling electrode. After that, by manipulating with potentials all DQDs could be put in symmetric  $|s\rangle$  or antisymmetric  $|a\rangle$  states. The procedure is, in fact, opposite to the decoding before the read-out.

The electrons in silicon conduction band require thorough consideration accounting for six minima (valleys) with anisotropic effective mass. Therefore, here we deal with heavy holes of the isotropic valence band, their effective mass is  $m^* = 0.49 m_0$ . The longitudinal potential relief (the band bottom) at the end of the register is depicted in Fig. 4.

The Fermi energy in the contact region is determined by doping level. In the region of undoped

nanowire the band bottom is shifted by the energy of transversal quantization

$$E_t \approx \frac{h^2}{4m^* d^2}, \quad (2)$$

where  $d$  is the wire diameter,  $h$  is the Planck constant.

The quantum dots are defined by controlling gates  $G_1$  and  $G_3$ . The barrier height in between is manipulated by the gate  $G_2$ , while the potential depth is manipulated by the gates  $G_1$  and  $G_3$ . The additional gates near the contacts could be used to block the current through the wire during calculation and unblock it during the final read-out.

For the dot to be occupied the ground level in a dot should be fairly below the Fermi level in contacts:

$$\Delta E_0 > kT, \quad (3)$$

where  $T$  is the temperature,  $k$  is the Boltzmann constant.

The second electron is repelled when the Coulomb energy of two electrons in a dot is sufficiently high:

$$E_C \approx \frac{e^2}{\kappa l} \ln \frac{l}{d} > \Delta E_0, \quad (4)$$

where  $l$  is the length along the wire of the electrode  $G_1$  and  $\kappa$  is the permittivity. For the parameters:  $d = 5$  nm,  $l = 10$  nm, and  $\kappa_{Si} = 12$ , the Coulomb energy could be roughly estimated as  $E_C = 0.01$  eV = 100 K.

Actually, the weak inequalities (3) and (4) should be replaced by strong ones for all dots in a large register to be occupied only by one electron (hole) for sure. The exact conditions of perfect initialization could be revealed only via thorough simulation. In particular, one must take into account the density of states in continuous spectrum. However, according to strong exponential dependence of occupation probability on energy at low temperature, the perfect initialization of the register with large number of DQDs at  $T=4$ K seems plausible (feasible).

### The description based on the two-particle wave functions

It is crucial that we employ the two-particle wave functions [22]. All descriptions based upon mean Coulomb potential (Hartree's approach) calculated via  $|\psi|^2$  turned out to be deficient.

For the proposed qubits the persistent Coulomb interaction becomes controllable, in sense that its action is constant because the charge states of DQDs do not alter.

According to quantum mechanics the two-particle wave function for four dots is described by four complex amplitudes  $\psi_{13}$ ,  $\psi_{23}$ ,  $\psi_{14}$ ,  $\psi_{24}$ . In the system under consideration the first electron occupies dots  $i = 1, 2$ , and the second dots  $j = 3, 4$ . The value  $|\psi_{ij}|^2$  is a probability to find one electron in the dot  $i$ , while the second electron in the dot  $j$ . In particular, probability to find an electron in the dot  $i$  regardless of the position of the second electron is  $|\psi_{i3}|^2 + |\psi_{i4}|^2$ .

For our particular qubit (Fig. 5) the equations are:

$$\begin{cases} i\hbar \frac{\partial \psi_{13}}{\partial t} = -T_1 \psi_{23} - T_2 \psi_{14}, \\ i\hbar \frac{\partial \psi_{23}}{\partial t} = -T_1 \psi_{13} - T_2 \psi_{24} + V \psi_{23}, \\ i\hbar \frac{\partial \psi_{14}}{\partial t} = -T_1 \psi_{24} - T_2 \psi_{13}, \\ i\hbar \frac{\partial \psi_{24}}{\partial t} = -T_1 \psi_{14} - T_2 \psi_{23}, \end{cases} \quad (5)$$

where  $T_1 > 0$  is an energy of tunnel coupling in the left DQD,  $T_2 > 0$  is an energy of tunnel coupling in the right DQD,  $V$  is an energy of Coulomb interaction between adjacent dots 2 and 3. The system of equations is *definitely linear*.

The tunnel couplings  $T_1$  and  $T_2$  could be switched on ( $T > 0$ ) or switched off ( $T = 0$ ). Unfortunately, one cannot do the same with the Coulomb interaction  $V$  which is permanent. Luckily, although the Coulomb interaction is unceasing the strength of its action on qubit depends on mutual qubit states (in-resonance or off-resonance).

### Qubit rotations

The superpositional state of the qubit looks as usual

$$|\psi\rangle = \frac{a|0\rangle + b|1\rangle}{\sqrt{a^2 + b^2}} \quad (6)$$

$$|\psi\rangle = \cos \frac{\theta}{2} |0\rangle + \sin \frac{\theta}{2} e^{i\varphi} |1\rangle, \quad (7)$$

where  $|0\rangle = |sa\rangle$  (the left DQD is in symmetric state while the right one in antisymmetric state),  $|1\rangle = |as\rangle$  (vice versa).

The amplitude shift (the angle  $\theta$  changed) is produced by the partial SWAP operation between DQDs (see for the next section) constituting a qubit. The phase shift (the angle  $\varphi$  altered) occurs after a voltage pulse on the central electrode of one DQD operating over its tunnel coupling, that is, the energy difference between symmetric and antisymmetric states.

### SWAP operation between DQDs

The SWAP operation between adjacent DQDs is crucial in the quantum register under consideration. It is used for an amplitude shift of a particular qubit as well as the basic two-qubit operation. When two DQDs possess an equal separation between symmetric and antisymmetric states (tunnel coupling) the SWAP operation can be efficiently carried out due to entanglement resonance. This operation also allows the transportation of a qubit state along the chain and organization of interaction between any qubits in the chain. Besides, the sqrtSWAP operation fulfilled by the voltage pulse of a half-duration results in the CNOT operation [3]. When the tunneling splitting in DQDs much differs, the Coulomb interaction weakly influences on their states that enables retention.

At the very beginning, it is convenient to change variables:  $\tilde{t} = Tt / \hbar$  и  $\tilde{V} = V / T$ . After deleting the tildes the system of equations (5) for two identical DQDs with equal tunneling coupling  $T_1 = T_2 = T = 1$  looks like

$$\begin{cases} i \frac{\partial \psi_{13}}{\partial t} = -\psi_{23} - \psi_{14}, \\ i \frac{\partial \psi_{23}}{\partial t} = -\psi_{13} - \psi_{24} + V\psi_{23}, \\ i \frac{\partial \psi_{14}}{\partial t} = -\psi_{24} - \psi_{13}, \\ i \frac{\partial \psi_{24}}{\partial t} = -\psi_{14} - \psi_{23}. \end{cases} \quad (8)$$

Here one electron occupies dots 1 and 2 while another occupies dots 3 and 4. An indistinguishability of particles is omitted as it does not affect the result.

The evolution could be precisely described when the eigen-functions are derived. There are four of

them. In general, one should search for the solutions of the kind  $\psi_{ij} \sim \exp(-i\epsilon t)$ .

For the weak Coulomb interaction ( $V \ll 1$ ) the evolution of states  $|ss\rangle$  and  $|aa\rangle$  could be deduced with the help of perturbation approach. It follows that the energy of the states is shifted and becomes equal to  $\epsilon_1 = -2 + V/4$  for  $|ss\rangle$  and  $\epsilon_2 = +2 + V/4$  for  $|aa\rangle$ . As for the space wave-function, it is slightly corrected by the value of the order of  $V$  which could be ignored if  $V \ll 1$ .

The action of the Coulomb interaction on states  $|sa\rangle$  and  $|as\rangle$  is *strong* whatever is the value of  $V$ . In absence of Coulomb interaction ( $V=0$ ) those states are degenerate, namely, they have the same energy equal to zero. The Coulomb interaction, whatever small it is, lifts the degeneracy. Then in the case the system (8) has two *exact* solutions:

$$\begin{aligned} |\psi_3\rangle &= [\psi_{13}, \psi_{14}, \psi_{23}, \psi_{24}] = \\ &[1, 0, 0, -1] / \sqrt{2} = \\ &(|sa\rangle + |as\rangle) / \sqrt{2} \end{aligned} \quad (9)$$

with the energy  $\epsilon_3=0$  and

$$\begin{aligned} |\psi_4\rangle &= [\psi_{13}, \psi_{14}, \psi_{23}, \psi_{24}] = \\ &[0, -1, 1, 0] / \sqrt{2} \exp(-iVt) = \\ &(|sa\rangle - |as\rangle) / \sqrt{2} \exp(-iVt) \end{aligned} \quad (10)$$

with the energy  $\epsilon_4=V$ .

Those states are *significantly* quantum in sense of strong quantum correlation. It is readily seen that the probability to find an electron in any dot exactly equals 1/2. At the same moment, there is a strong correlation between nearby dots 2 and 3. For the state  $|\psi_3\rangle$ : if one detects the first electron in the dot 2, the wave-function of the second electron collapses to the distant dot 4. Therefore, the Coulomb energy in this state equals zero. On the contrary, for the state  $|\psi_4\rangle$ : if one detects the first electron in the dot 2, the wave-function of the second electron collapses to the nearby dot 3. Therefore, the Coulomb energy in this state equals  $V$ .

Just the states  $|\psi_3\rangle$  and  $|\psi_4\rangle$  are appropriate for full SWAP operation as well as for partial SWAP operations. For example, if the initial state is  $|sa\rangle$  in the lapse of time  $\pi/2V$  the sqrtSWAP occurs, in the lapse of time  $\pi/V$  the full SWAP (exchange of states) is fulfilled, in the lapse of time  $2\pi/V$  the system returns to the initial state, and so on. That could be taken into account when dealing with the register. The opportunity to abort the SWAP operation and

analogous operations will be discussed in the next section.

### Retention in the idle state

It looks like the state of qubits could be “frozen” when the tunnel coupling is switched off ( $T=0$ ). Unfortunately, it is not fully the case.

Indeed, the many-particle wave function  $\psi_{ijkl\dots}$  obeys the set of equations

$$\left\{ i \frac{\partial \psi_{ijkl\dots}}{\partial t} = n_{ijkl\dots} V \psi_{ijkl\dots}, \right. \quad (11)$$

where  $n_{ijkl\dots}=0, 1, 2, 3\dots$  is a number of adjacent quantum dots with different electrons in the graph  $ijkl\dots$ . This means that the system still evolves due to Coulomb interaction. Luckily, periodically through the lapse of time  $t_{\text{retrieve}} = 2\pi k / V$ ,  $k$  is an integer; the system retrieves its initial state. As this period is constant it could be taken into account during operating on the register.

However, the state with switched off tunneling being quite resistant against phonons is quite vulnerable for stray charges which can easily change a qubit phase.

Luckily, there is another possibility to save information in an idle state (retention). When tunnel coupling in two adjacent DQDs differs and obey the conditions  $T_1, T_2, |T_1 - T_2| \gg V$  according to the perturbation approach there are four eigen-functions which are close to the states  $|ss\rangle, |aa\rangle, |sa\rangle, |as\rangle$  with the accuracy  $O(V)$  and have the energy  $\varepsilon = \pm T_1 \pm T_2 + V/4$  equally augmented by the Coulomb interaction. Consequently, the register state could be stored when tunnel coupling in adjacent DQDs fairly differs.

### Read-out

Long time ago, the method to perform the read-out of a quantum dot charge and spin state with the help of current in the regime of Coulomb or spin blockade was put forward in the Ref. [23] and then developed in [24]. Here we scrutinize this fruitful idea.

To read out the information accumulated in the resultant register in binary code one should measure the states of DQDs, that is, to distinguish the symmetric state of a DQD from the antisymmetric one.

Therefore, the measurement of the final state of the register is performed in two steps. Firstly, the symmetric and antisymmetric states of DQDs are decoded by manipulations with gate potentials into

\*Contact author: vyurkov.vv@mipt.ru

charge states when an electron is placed into left or right dot [3]. Here we demonstrate this procedure carefully.

After an additional potential  $G$  is applied to the right dot the equations for the wave-function ( $\psi_L, \psi_R$ ) turn into

$$\begin{cases} i \frac{\partial \psi_L}{\partial t} = -\psi_R, \\ i \frac{\partial \psi_R}{\partial t} = -\psi_L + G\psi_R. \end{cases} \quad (12)$$

The most interesting is the case with  $G = -2$ . The exact solution argues that in the time lapse equal to  $t = \pi/2\sqrt{2}$  the electron from the  $|a\rangle$  state transfers entirely to the left dot, and from the  $|s\rangle$  state it transfers entirely to the right dot, that is, the decoding is fulfilled. The diagram in Fig. 5 explains this process. The essence is that the transitions occur between states with equal mean energies.

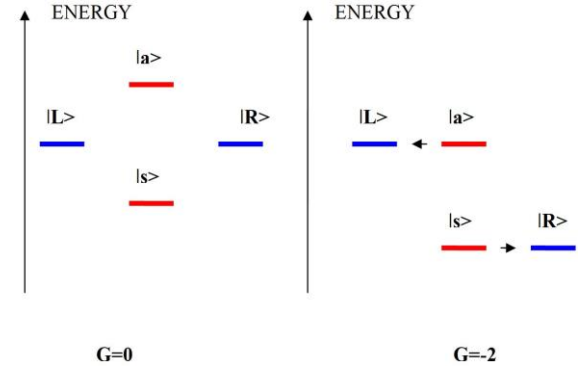


Fig. 6. The mean energy diagrams: left – no voltage applied ( $G=0$ ), right – voltage is applied to the right dot ( $G = -2$ ).

After decoding the measurement should reveal what dot of two in the DQD is occupied. It is performed with the help of weak current passing through the nanowire in the regime of Coulomb blockade of current [23, 24]. Worth noting, during calculations there are no free electrons in the wire.

The Coulomb blockade can be managed as follows. One dot in the register is chosen as a target when all other dots are “deepened” by the potential of corresponding electrodes (Fig. 7). If the target dot is filled there is a potential hump for electron passing through the wire. If the target dot is empty there is no potential hump and the transmission coefficient is larger (Fig. 8). To readout the register one should measure 1/4 dots sequentially, one by one.



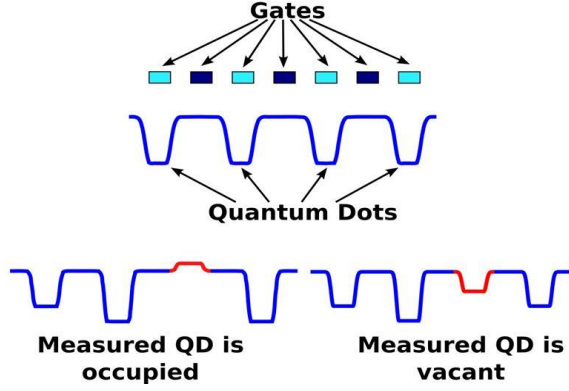


Fig. 7. Potential relief confining electrons and created prior to the measurement of a target quantum dot: there is a hump for occupied dot and a pit for unoccupied one. All other dots are “deepened” [24].

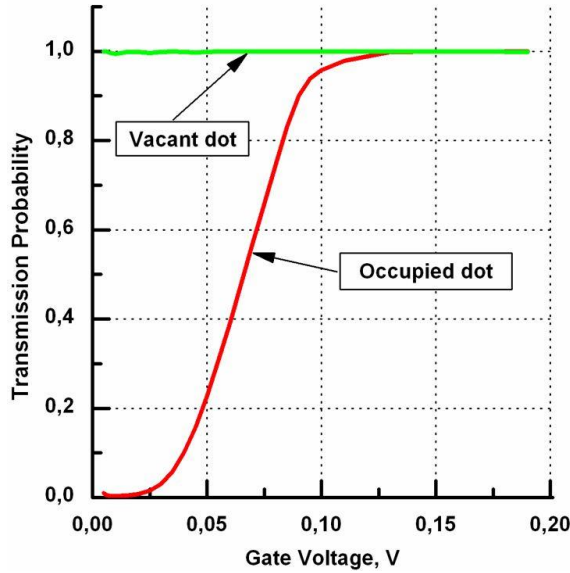


Fig. 8. Mean transmission coefficient through the channel vs. gate voltage for vacant and occupied dots. The Fermi energy of incident electrons is 25 meV and ambient temperature is 4K [24].

Really, the number of dots to be immediately measured in this way is restricted by trapping of free electrons in the wire. For the sake of not overload the paper here we provide only a qualitative argument for trapping probability to be small. Indeed, the matrix element of transition of a free electron to a quite deep state in a dot with emission of an acoustical phonon is very small. Whatever it is, a computation could be repeated and another group of dots measured. It

should be recalled that the ensemble register allows a macroscopic measurement in the unique cycle.

#### IV. SEVERAL ESTIMATIONS FOR REALISTIC STRUCTURES

Here we make several estimations of the values used in foregoing equations for realistic structures which could be manufactured by modern silicon technology.

The parameters are as follows: the silicon wire diameter is 5 nm, the gate length  $l$  along the wire and gate separation in a DQD corresponds to the technology node 10 nm, the distance between DQDs equals  $L=200$  nm, the thickness of dielectric under gate equals  $d_{SiO_2}=5$  nm, the permittivities are  $\kappa_{Si}=12$ ,  $\kappa_{SiO_2}=4$  for silicon and silicon oxide, respectively.

It should be highlighted that the large distance  $L$  between DQDs is beneficial for metallization technology and suppression of cross-talks among electrodes. At the same moment, the larger is a distance the more probable is appearance of a random charge.

The energy of dipole-dipole interaction between adjacent DQDs equals

$$V = \frac{e^2}{\kappa_{SiO_2}} \frac{1}{L} \frac{4d_{SiO_2}^2}{L^2}. \quad (18)$$

The electric dipoles originate because all dots are capped by metallic gates. For above parameters one gets  $V=10^{-6}$  eV that corresponds to the frequency 1 GHz. Just this value determines the time of the major SWAP operation in the register. Obviously, this value could be augmented or diminished according to the formula (18) to match the controlling facilities (set-up).

The tunneling coupling in a DQD varies from practically zero (for fairly high potential barrier between dots) up to its maximal value achieved when the barrier is withdrawn. In the case the value  $T_{max}$  is merely the energy gap (tunnel splitting) between symmetric and antisymmetric states in a DQD

$$T_{max} = \frac{3h^2}{8m^* D^2}, \quad (19)$$

where  $h$  is the Planck constant,  $D=50$  nm is the distance between quantum dots,  $m^*$  is the effective mass. For  $m^*=m_0$  one obtains  $T_{max}=5 \cdot 10^{-22}$  J= 3 meV. The ratio  $V/T_{max}$  could be evaluated as  $2.5 \cdot 10^{-4}$ .

This means that the SWAP operation between equal states ( $|ss\rangle$  or  $|aa\rangle$ ) slightly disturbs them.

## V. DECOHERENCE

The indispensable source of decoherence in a solid-state system is an interaction with acoustical phonons of various kinds [25]. At any rate, this type of decoherence could be suppressed at low temperatures.

Here we mostly pay attention to the harmful source caused by random charged defects. At least, this is the everlasting reproach to all solid-state quantum computer structures.

In the register under consideration all quantum dots are capped by metallic electrodes (gates). Therefore, the action of outer charges is screened. Moreover, the energy shift does not affect the SWAP operation because it occurs in the resonant regime when tunnel splitting in DQDs coincides. The latter is defined solely by tunnel gate voltage. In general, the action of a stray charge becomes severe when it exceeds tunnel splitting in a DQD.

Evidently, a stray charge substantially deteriorates a qubit functioning when it is placed inside. Nowadays, the silicon technology looks as the most perfect. Indeed, the concentration of bulk defects (residual dopants) in industrial silicon wafers equals  $10^{15} \text{ cm}^{-3}$ . The probability to find a stray charge in a DQD with dimensions  $10 \times 10 \times 10 \text{ nm}^3$  equals  $10^{-3}$ . The Si/SiO<sub>2</sub> interface possesses the record surface concentration of defects among all semiconductor/dielectric interfaces, i.e.  $10^{10} \text{ cm}^{-2}$  [26]. The probability to find a stray charge in the DQD equals 0.1. Therefore, a struggle against this kind of defects is challenging.

Worth noting, the action of constant (built-in) charges could be eliminated by tuning the gate voltages. Besides, the ensemble qubit seems as a promising solution as well.

## VI. CONCLUSIONS

An implementation of a solid-state quantum register based on electron space states in field-defined double quantum dots (DQD possesses one electron in two adjacent tunnel bound dots) in an ultrathin silicon nanowire is discussed. To some extent, the structure reminds that of a field-effect transistor with multiple controlling electrodes (gates). Scalability is audible and it opens up a possibility of large-scale quantum computer fabricated by advanced silicon technology. All DQDs could be tuned by gate potentials to compensate the impact of

stationary stray charges which are the everlasting reproach to solid-state charge qubits.

Moreover, the structure of silicon 2DQD qubits could be developed into an ensemble quantum register where instead of single silicon nanowire an array of them (1000 is quite easy to fabricate nowadays) are placed under common controlling electrodes. Those ensemble qubits are much more resistant against environment noise including that of phonons and stray charges due to averaging and compensation. One more advantage of the ensemble qubit is a possibility of the macroscopic read-out procedure when the electrons are sequentially kicked out from ensemble quantum dots.

Quantum algorithms could be effectuated via manipulation solely with steady and pulse gate potentials that reminds an operation of a digital integrated circuit.

The major two-qubit operation is SWAP (exchange of states) which is performed in one step due to Coulomb interaction between DQDs.

An individual qubit in the register consists of *two* DQDs. The basic states of that qubit correspond to symmetric state of one DQD and antisymmetric state of another, and vice versa. Then the quantum information can be encoded and processed without charge transfer between dots. The probability to find electron in a dot is constantly equal to 1/2 thus the Coulomb interaction between DQDs is also constant. Although the Coulomb interaction is incessant, the strength of its action depends on mutual states of interacting DQDs (in-resonance or off-resonance). An absence of displacement of charge inside DQDs eliminates an uncontrollable Coulomb interaction between adjacent DQDs. Moreover, this eliminates the substantial source of decoherence caused by moving charges in outer space, essentially in metallic controlling electrodes.

The final read-out of the register is performed after decoding into charge states of DQDs, then a transmission of current through the wire in a regime of Coulomb blockade reveals whether a particular quantum dot is occupied or not. The spin blockade of current enables the measurement of spin state of a dot. For the ensemble qubits the macroscopic measurement predominates.

The DQDs constituting the register could be manufactured on the base of sub10-nm silicon technological node while the distance between DQDs can be substantially larger (of the order of 100 nm) that much facilitates metallization.

The work was carried out within the state assignment of NRC "Kurchatov institute."

\*Contact author: vyurkov.vv@mipt.ru



1. F. Arute, K. Arya, R. Babbush et al., "Quantum supremacy using a programmable superconducting processor," *Nature* **574**, 505–510 (2019).
2. L. Fedichkin, M. Yanchenko, and K. A. Valiev, "Coherent charge qubits based on GaAs quantum dots with a built-in barrier," *Nanotechnology* **11**, 387-391 (2000).
3. V. Vyurkov, S. Filippov, and L. Gorelik, "Quantum computing based on space states without charge transfer," *Physics Letters A* **374**, 3285-3291 (2010).
4. T. Fujisawa, T. Hayashi, and Y. Hirayama, "Controlled decoherence of a charge qubit in a double quantum dot," *J. Vac. Sci. Technol. B* **22**, 2035 (2004).
5. G. Shinkai, T. Hayashi, Y. Hirayama, and T. Fujisawa, "Controlled resonant tunneling in a coupled double-quantum-dot system," *Appl. Phys. Lett.* **90**, 103116 (2007).
6. A. Chatterjee, P. Stevenson, S. De Franceschi et al., "Semiconductor qubits in practice," *Nat Rev Phys.* **3**, 157–177 (2021).
7. P. Giounanlis, X. Wu, A. Sokolov et al., "CMOS charge qubits and qudits: entanglement entropy and mutual information as an optimization method to construct CNOT and SWAP Gates," *Semicond. Sci. Technol.* **36**, 095014 (2021).
8. P. Scarlino, J. H. Ungerer, D. J. van Woerkom et al., "In-situ Tuning of the Electric Dipole Strength of a Double Dot Charge Qubit: Charge Noise Protection and Ultra Strong Coupling," *Phys. Rev. X* **12**, 031004 (2022).
9. C. H. Yang, R. C. C. Leon, J. C. C. Hwang et al., "Operation of a silicon quantum processor unit cell above one Kelvin," *Nature* **580**, 350–354 (2020).
10. A. Crippa, R. Ezzouch, A. Apra et al., "Gate-reflectometry dispersive readout and coherent control of a spin qubit in silicon," *Nat Commun.* **10**, 2776 (2019).
11. D. Kim, D. R. Ward, C.B. Simmons et al., "Microwave-driven coherent operation of a semiconductor quantum dot charge qubit," *Nat. Nanotechnol.* **10**, 243–247 (2015).
12. M. Veldhorst, C. H. Yang, J. C. C. Hwang et al., "A two-qubit logic gate in silicon," *Nature* **526**, 410–414 (2015).
13. J. Pla, K. Tan, J. Dehollain et al., "A single-atom electron spin qubit in silicon," *Nature* **489**, 541–545 (2012).
14. K. D. Petersson, J. R. Petta, H. Lu et al., "Quantum coherence in a one-electron semiconductor charge qubit," *Phys. Rev. Lett.* **105**, 246804 (2010).
15. T. Hayashi, T. Fujisawa, H. D. Cheong et al., "Coherent Manipulation of Electronic States in a Double Quantum Dot," *Phys. Rev. Lett.* **91**, 226804 (2003).
16. Y. Nakamura, Y. Pashkin, and J. Tsai, "Coherent control of macroscopic quantum states in a single-Cooper-pair box," *Nature* **398**, 786–788 (1999).
17. B. E. Kane, "A silicon-based nuclear spin quantum computer," *Nature* **393**, 133 (1998).
18. S. Filippov, V. Vyurkov, and A. Orlikovsky, "Quantum computing on silicon-on-insulator structure," VII Workshop of the European Network on Silicon on Insulator technologies (EUROSOI-2011), Granada, Spain, Conference Proceedings, 101-102 (2011).
19. A. V. Tsukanov, "Photon-assisted conditionality for double-dot charge qubits in a single-mode cavity," *Phys Rev A* **85**, 012331 (2012).
20. A. V. Tsukanov, "Rabi oscillations in the four-level double-dot structure under the influence of the resonant pulse," *Phys. Rev. B* **73**, 085308 (2006).
21. L. A. Openov, "Resonant electron transfer between quantum dots," *Phys. Rev. B* **60**, 8798 (1999).
22. S. Filippov, V. Vyurkov, "Time evolution of two interacting qubits: entanglement and mean-field approach," *Quantum Computers & Computing* **9**, 59-64 (2009).
23. V. V. Vyurkov, A. Vetrov, and A. Orlikovsky, "Measurement of a single electron spin in a solid state quantum computer," *Proc. SPIE* **5128**, 164-174 (2003).
24. M. Rudenko, V. Vyurkov, S. Filippov, and A. Orlikovsky, "Quantum register in a field-effect transistor channel," Int. Conf. "Micro- and nanoelectronics – 2014", Moscow, Russia, Book of Abstracts, q1-05 (2014).
25. L. Fedichkin and A. Fedorov, "Study of Temperature Dependence of Electron-Phonon Relaxation and Dephasing in Semiconductor Double-Dot Nanostructures," *IEEE Trans Nanotech* **4**, 65-70 (2005).
26. R. R. Razouk, and B. E. Deal, "Dependence of Interface State Density on Silicon Thermal Oxidation Process Variables," *J. Electrochem. Soc.: solid-state science and technology* **126**, 1573-1581 (1979).

\*Contact author: vyurkov.vv@mipt.ru