

# THUNDER: Tile-level Histopathology image UNDERstanding benchmark

Pierre Marza<sup>1 $\diamond$</sup> , Leo Fillioux<sup>1\*</sup>, Sofiène Boutaj<sup>1\*</sup>, Kunal Mahatha<sup>2</sup>,  
Christian Desrosiers<sup>2</sup>, Pablo Piantanida<sup>3</sup>, Jose Dolz<sup>2</sup>, Stergios Christodoulidis<sup>1 $\dagger$</sup> ,  
Maria Vakalopoulou<sup>1 $\dagger$</sup>

<sup>1</sup>CentraleSupélec, IHU-National PReCISSION Medicine Center in Oncology

<sup>2</sup>LIVIA, ILLS, ETS Montreal

<sup>3</sup> ILLS, MILA, Université Paris-Saclay, CNRS, CentraleSupélec



GitHub



Homepage

## Abstract

Progress in a research field can be hard to assess, in particular when many concurrent methods are proposed in a short period of time. This is the case in digital pathology, where many foundation models have been released recently to serve as feature extractors for tile-level images, being used in a variety of downstream tasks, both for tile- and slide-level problems. Benchmarking available methods then becomes paramount to get a clearer view of the research landscape. In particular, in critical domains such as healthcare, a benchmark should not only focus on evaluating downstream performance, but also provide insights about the main differences between methods, and importantly, further consider uncertainty and robustness to ensure a reliable usage of proposed models. For these reasons, we introduce *THUNDER*, a tile-level benchmark for digital pathology foundation models, allowing for efficient comparison of many models on diverse datasets with a series of downstream tasks, studying their feature spaces and assessing the robustness and uncertainty of predictions informed by their embeddings. *THUNDER* is a fast, easy-to-use, dynamic benchmark that can already support a large variety of state-of-the-art foundation, as well as local user-defined models for direct tile-based comparison. In this paper, we provide a comprehensive comparison of 23 foundation models on 16 different datasets covering diverse tasks, feature analysis, and robustness. The code for *THUNDER* is publicly available at <https://github.com/MICS-Lab/thunder>.

## 1 Introduction

Histopathology is the gold standard for assessing the structure, cellular phenotypes, and cell-to-cell interactions in tissue samples. It is extensively used in cancer care as it can provide important insights at the level of the tumor microenvironment, allowing for triage, diagnosis, disease sub-typing, or treatment decisions. Digital pathology emerged recently as a research topic aiming to develop automated tools for the processing and analysis of histopathology images that can streamline clinical practices, making them more robust and efficient, while providing a standardization across various

<sup>\* $\dagger$</sup> denote equal contribution.

<sup>$\diamond$</sup> corresponding author: pierre.marza@centralesupelec.fr

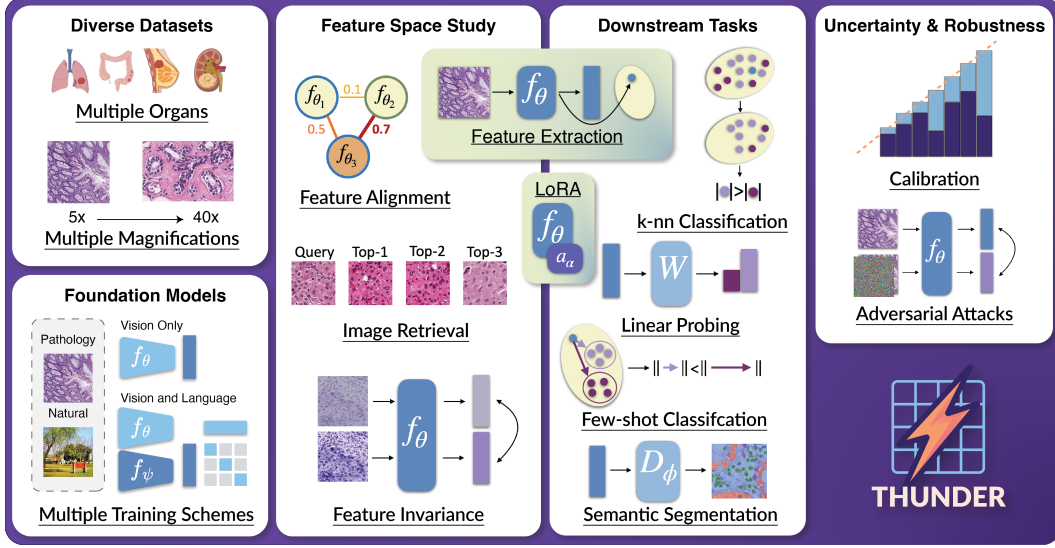


Figure 1: **THUNDER**: We propose a benchmark to compare and study foundation models across three axes: (i) downstream task performance, (ii) feature space comparisons, and (iii) uncertainty and robustness. Our current version integrates 23 foundation models, vision-only, vision-language, trained on pathology or natural images, on 16 datasets covering different magnifications and organs. **THUNDER** also supports the evaluation of new user-defined models for direct comparisons.

centers and protocols. Large strides have been taken towards this direction lately, especially with the introduction of very large deep learning models trained using self-supervised learning on large curated datasets (i.e., foundation models). Such models trained specifically on domain-specific data stand out thanks to their representative power and versatility [10, 65, 75, 55, 17, 18, 48, 33, 43, 13, 74, 29, 27, 70]. However, their growing number blurs the landscape of current pre-trained vision encoders for digital pathology. Taking also into consideration other general-purpose foundation models [51, 14, 52] that have been trained on even larger and more diverse datasets, assessing their capabilities and understanding better their differences is not a trivial yet crucial step.

There are already a number of published benchmark results on pre-trained models in digital pathology [69, 32, 49, 25, 2, 22, 7, 41, 46, 1, 72, 9]. However, most of them do not come with an open-source implementation, whereas some compare older backbones that are not considered the state-of-the-art today. More importantly, they often focus on reporting downstream performance in specific settings, such as slide-level multiple-instance learning (MIL) training or linear probing, risking to draw conclusions specific to the chosen task. Such evaluation tasks can be time-consuming, and the final performance might be influenced by other factors than the foundation model itself, e.g., the embedding aggregation step in MIL settings. Last, these benchmarks completely disregard the feature space properties of compared models, and often omit a study of uncertainty estimation and robustness, which are, however, crucial, especially for healthcare applications.

Inspired by these observations, we introduce **THUNDER** (Figure 1), a benchmark to compare foundation models on different downstream tasks, but also study their feature spaces and evaluate their robustness and uncertainty when used in challenging settings. We gather 16 diverse recognized datasets spanning different cancer types, magnifications, image and sample sizes, and propose a series of tasks. Importantly, this benchmark is patch/tile-level, meaning that we compare the representations of foundation models for a patch, isolating its representative power from other aggregation processes at the slide level, e.g., MIL, that might blur the possible conclusions to be drawn. Our benchmark currently supports 23 recent state-of-the-art models and shows that we can draw many different conclusions from the diverse evaluation settings considered. We provide this benchmark to the community as a tool to efficiently compare foundation models, making it easy to integrate new ones in an automatic way and compare them.

This paper mainly presents the design choices behind **THUNDER**, along with an experimental study showcasing how it can be used to compare foundation models in the context of digital pathology.



## 2 Related work

**Foundation models in histopathology** — are presented as general feature extractors, to be leveraged in diverse downstream settings. These models are pretrained using different self-supervised strategies and/or different data modalities. A variety of vision-only [10, 65, 75, 55, 17, 18, 48, 33, 63, 66, 71], as well as vision-language [43, 13, 74, 29, 27, 70, 56] models have been proposed in the last years, each claiming different advantages. Most of them are trained on pathology tiles [10, 65, 75, 55, 17, 18, 48, 33, 43, 74, 29, 27, 70], and even if some are slide-level models [13, 63, 66, 71, 56] they all rely on a patch-level foundation model to extract tile features to be aggregated. Most recent vision encoders are variants of the Vision Transformer (ViT) [14] and are trained in a self-supervised manner, mainly leveraging DINOv2 [51] or iBOT [73] training objectives for vision-only models and CLIP [52]-like loss functions for vision models trained together with a text encoder. One of the main differences between foundation models comes from the training data source, i.e., whether it comes from public [62, 12, 15, 29] or private databases, size, i.e., number of tiles and/or slides, magnification, organs represented. Indeed, models share similar architectures and training objectives, and the main differences rely on how datasets are compiled and pre-processed.

As many foundation models have been released recently, getting a clear understanding of their differences, strengths, and weaknesses thus becomes primordial. This motivates the introduction of a benchmark like *THUNDER*. Importantly, even if it already supports the most recent foundation models, it is not restricted to them, and can be used to evaluate any model, such as new backbones, or lighter CNN-based models [11].

**Benchmarking pathology models** — has already been studied in previous work [69, 32, 49, 25, 2, 22, 7, 41, 46, 1, 72, 9]. Existing benchmarks mainly focus on downstream performance, mostly on slide-level tasks. As the majority of foundation models are trained on patch-level images, a common approach is to train an aggregator, e.g. with a MIL method [30, 44, 57], to provide a prediction from features extracted using pre-trained models for different slide regions. While relevant from a clinical point of view, such a setting adds complexity, both from a computational point of view, but also experimentally, as features from foundation models are not compared directly but through their aggregation from a specific method. Moreover, while predictive performance is important, most benchmarks disregard the uncertainty and robustness of foundation models, which is essential for many medical imaging applications. Finally, very few benchmarks come with an open-source implementation. Exceptions to this are *eva* [22] and *Patho-bench* [72], which both propose public benchmark implementations. However, both put a focus on downstream performance, with *Patho-bench* targeting slide-level only, and *eva* both a patch-level and slide-level tasks.

In this study, we propose a benchmark to assess and compare the downstream performance of diverse foundation models, and more than this, also study the differences in their feature spaces and their robustness and uncertainty estimation. By focusing on comparing the performance of foundation models and studying their feature spaces on patch-level datasets, we remove the additional feature aggregation step and thus isolate their own representative power. Finally, we provide an open-source implementation, allowing for efficient comparison of foundation models on tile-level tasks, being complementary to existing slide-level benchmarks.

## 3 Benchmarking foundation models for tile-level digital pathology

*THUNDER* is characterized by the variety of considered datasets and foundation models, the diverse downstream tasks spanning different applicative needs, the study of feature spaces, and of the uncertainty and robustness of pre-trained backbones. By coming with an open-source and easy-to-use implementation, *THUNDER* aims to be the next available tool for a wide benchmark of models on different tasks and analyses.

### 3.1 Models and datasets

*THUNDER* currently supports 23 foundation models. We consider vision encoders from vision-only [10, 65, 75, 55, 17, 18, 48, 33, 63, 66, 71], but also from vision-language [43, 13, 74, 29, 27, 70, 56] models, and study both recent histopathology-specific models as well as backbones pre-trained on natural images and text. Details about their architecture, number of parameters, training strategy, as well as sources for training data are presented in appendix. Moreover, Table 1 presents the 16

Table 1: **Tile-level datasets included in THUNDER:** We present an overview of the 16 datasets currently included in THUNDER. These datasets span across tasks, number of annotations, organs, input sizes, magnifications and dataset size.

Name	Short name	Labels	Nb. cls.	Organ(s)	Im. size	Magnif.	Nb. im.
BACH [4]	bach	Classif.	4	Breast	$1,536 \times 2,048$	$20\times$	408
BRACS [6]	bracs	Classif.	7	Breast	Variable	$40\times$	4,539
BreakHis [59]	break-h	Classif.	8	Breast	$700 \times 460$	$40\times$	1,995
Camelyon17 WILDS [36]	wilds	Classif.	2	Breast	$96 \times 96$	$10\times$	302,436
Patch Camelyon [64]	pcam	Classif.	2	Breast	$96 \times 96$	$10\times$	327,680
CRC-100k [35]	crc	Classif.	9	CRC	$224 \times 224$	$20\times$	107,180
MHIST [68]	mhist	Classif.	2	CRC	$224 \times 224$	$5\times$	3,152
TCGA CRC-MSI [34]	tcga-crc	Classif.	2	CRC	$512 \times 512$	$20\times$	51,918
CCRCC [8]	ccrcc	Classif.	3	Renal	$300 \times 300$	$40\times$	52,713
ESCA [61]	esca	Classif.	11	Oeso.	$256 \times 256$	$10\times$	367,229
TCGA TILS [39]	tcga-tils	Classif.	2	Multi	$100 \times 100$	$20\times$	304,097
TCGA Uniform [31]	tcga-unif	Classif.	32	Multi	$256 \times 256$	$20\times$	271,170
Ocelot [54]	ocelot	Segm.	2	Multi	$256 \times 256$	$40\times$	10,608
PanNuke [20, 21]	pannuke	Segm.	6	Multi	$256 \times 256$	$40\times$	7,901
SegPath Epithelial [37]	segp-ep	Segm.	2	Multi	$256 \times 256$	$40\times$	238,581
SegPath Lymphocytes [38]	segp-ly	Segm.	2	Multi	$256 \times 256$	$40\times$	110,457

public datasets currently considered in our benchmark [4, 6, 59, 36, 8, 35, 61, 68, 64, 34, 39, 31, 3, 54, 20, 21, 37, 38]. They cover both classification and segmentation with a different number of classes, diverse cancer types, magnifications, as well as image and sample sizes.

### 3.2 Evaluation protocols

**Feature space study** — Understanding the differences between foundation models requires going beyond mere performance evaluation and comparing their representation spaces. We thus consider a series of tasks to assess the alignment of their feature spaces, both original ones and after adaptation, the main patterns they detect relying on image retrieval, and the characteristics in input images they are invariant to. This way, we position each model in the current landscape of models, highlighting their differences and similarities. For all the tasks, we use cosine similarity as the distance to evaluate performance.

**(i) Feature space alignment** is a way to compare the embedding spaces of different foundation models. Following [28], we consider different alignment metrics, and in particular the introduced *Mutual knn*, which computes the size of the intersection of nearest neighbor sets of two foundation models for similar query samples. The larger the intersection, the more aligned the models will be considered, providing a proxy for embedding spaces being similar. **(ii) LoRA adaptation** [26] modulates the embedding space of a pre-trained model. We thus study how the alignment between foundation models evolves when they are adapted. If they tend to align more, provided enough data to perform such adaptation, is the choice of the initial backbone of any importance? On the other hand, if they diverge, could it provide us information about the starting point, i.e., original feature spaces being significantly different? **(iii) Image retrieval** provides a qualitative assessment of differences in model feature spaces. Comparing the top- $k$  closest images to a query in embedding space helps us better understand the information contained in the extracted embeddings, and in particular, the main characteristics extracted for an image, e.g., either style or morphological features. **(iv) Invariance to image transformations** is an important indicator of the information contained in the extracted embeddings. For instance, if the output embedding does not change when altering the contrast or saturation of the input image, then it means that photometric information is not captured by the model. By studying the invariance of foundation models to different image transformations, we can then refine our understanding of the information they store. More than this, we can also evaluate their robustness to certain transforms, providing a proxy to their ability to generalize to specific domain shifts. We thus compute the distance between embedding representations for the original and perturbed images for all models.

**Downstream tasks** — One of the common ways to evaluate the power and capabilities for general performance of foundation models is to challenge them on a variety of tasks and datasets. Such an

Table 2: **Benchmark task runtimes and computational requirements** to evaluate one model (averaged across supported models). <sup>†</sup> denotes tasks using pre-computed embeddings.

Runtime	Emb. comp.	Knn <sup>†</sup>	Few-shot <sup>†</sup>	Lin. prob. + calib. <sup>†</sup>	Segm. <sup>†</sup>	Adv. attack
Min.	00h08	00h27	00h27	00h15	05h08	00h01
Max.	02h57	01h13	11h32	18h39	12h11	01h05
Avg.	01h14	00h37	02h12	03h21	09h10	00h37
Cumulative (Nb. datasets)	14h48 (12)	07h22 (12)	26h21 (12)	40h16 (12)	36h39 (4)	07h20 (12)
Hardware	×1 V100	×32 CPUs	×32 CPUs	×1 V100	×1 V100	×1 V100

analysis is usually presented in the original papers proposing foundation models, but since datasets and metrics tend to vary between them, there is a need for a standard benchmark to fairly compare models. In this study, we used different metrics including *accuracy*, *balanced accuracy* and *F1-score* for classification, and *Dice (F1) score*, and *Jaccard index* for segmentation. Specifically, we challenge the models in the following settings.

(i) **knn classification** provides a direct signal of the predictive power of a feature space. For each test sample, we perform a majority voting among the  $k$  – the  $k$  value being validated on a validation set – training nearest neighbors based on cosine similarity distance measure. (ii) **Linear probing** is another important task to consider. Indeed, it is a standard choice when evaluating pre-trained models as it is parameter-efficient, accommodating black-box adaptation and does not require large computational resources. (iii) **Few-shot classification** is a more challenging setting, as, unlike in *knn classification* and *linear probing*, where we have access to the entire dataset, few-shot learning methods can only use a few support samples per class (1, 2, 4, 8, or 16). We leverage the SimpleShot [67] method to perform few-shot classification from support embeddings extracted with the foundation models. (iv) **Semantic segmentation** evaluates the spatial information contained in the embeddings from pre-trained models. We extract 2D spatial embeddings from the models and train a Segmenter [60] decoder head to perform semantic segmentation by minimizing a Dice loss. The same setting is considered as in *linear probing*: validating hyperparameters on a validation set and testing performance on an independent test set. (v) **LoRA adaptation** is a specific setting we study mainly for classification in this paper, as it is representative of current practices when applying pre-trained models on a downstream task. To this end, we train LoRA adapters [26], as they are lightweight and computationally efficient. In addition to studying its impact on the feature space as presented in the previous sub-section, we also evaluate the performance gains it can bring.

**Uncertainty estimation and robustness** — Lastly, in addition to downstream performance, we are also interested in building robust and reliable predictors based on foundation models. We thus evaluate how well-calibrated linear probes trained on pre-trained features are and how such foundation models are robust to adversarial attacks in image space. We consider standard calibration metrics, i.e., *ECE*, *MCE*, *ACE*, *TACE* [24, 50], and assess the robustness to adversarial attacks by measuring the performance drop on the test set between the original and adversarially perturbed images.

(i) **Calibration** is an important property of neural models [24, 50]. In any downstream task, but even more in sensitive contexts such as medical imaging, providing an accurate estimation of the prediction uncertainty is important. We thus compare the calibration of linear classifiers trained on top of embeddings from foundation models, to see whether different feature spaces lead to more or less calibrated classifiers. (ii) **Robustness to adversarial attacks** is a critical consideration before deploying foundation models in high-impact applications [23]. To assess this, we evaluate the robustness of different backbones to additive adversarial noise in input images by applying the Projected Gradient Descent (PGD) attack [45] for different perturbation budget  $\epsilon$ .

**Main design choices and runtime** — To foster a fair comparison between models and reproducibility of results, we produce a fixed set of data splits for each considered dataset. We follow the standard train/val/test split when available, and otherwise split the train set into a train and validation sets, and consider publicly available samples outside of the official train set as a test set. The validation sets are used to perform automatic hyperparameter search ( $k$  value for knn, learning rate, and weight decay for linear probing and segmentation) to ensure a fair comparison of foundation models as general feature extractors. We also want to emphasize the importance of the computational efficiency of a

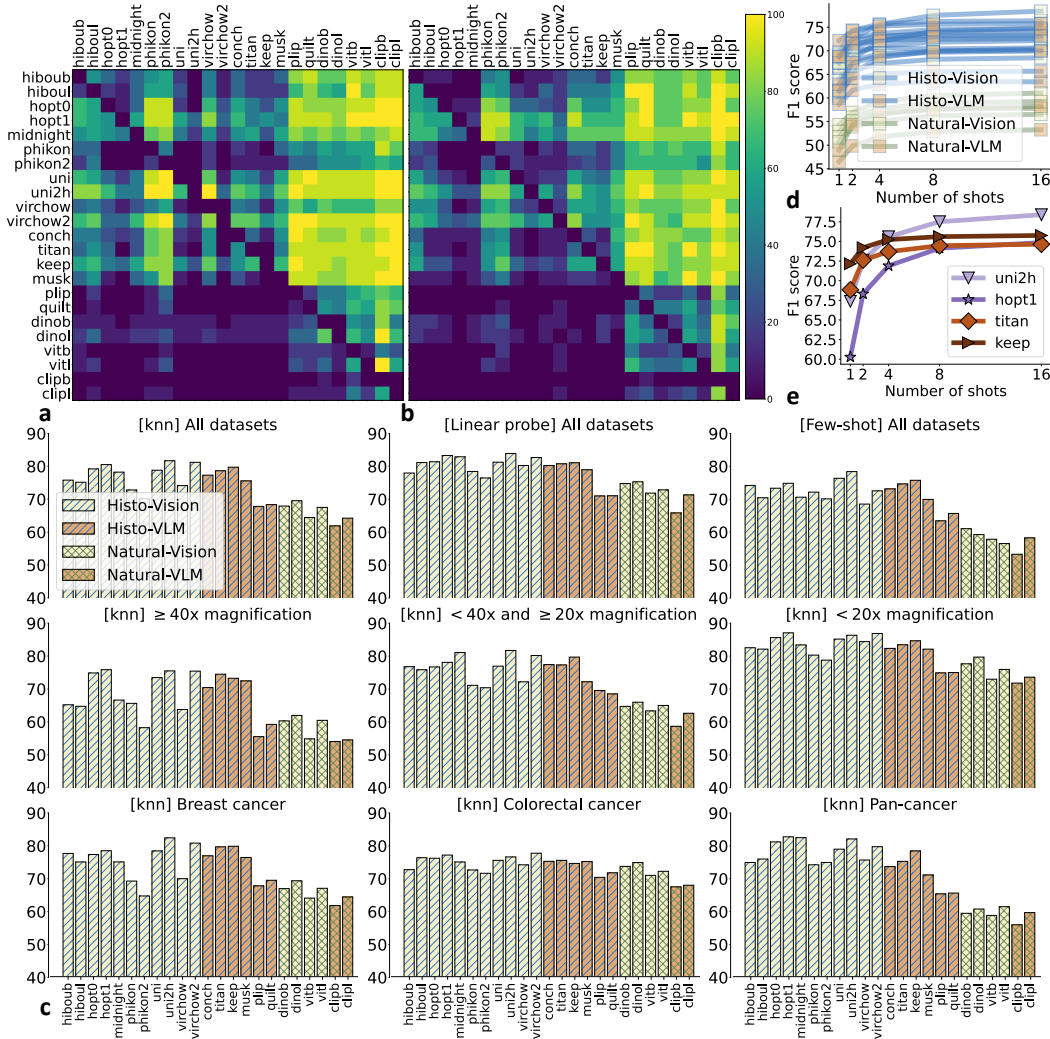


Figure 2: **Classification:** Significance heatmap for (a) knn classification and (b) linear probing – (c) Distribution of average F1-scores across datasets per model for different tasks and stratified according to magnifications and organs – Few-shot F1-score as a function of shots for (d) all models and (e) a set of selected models.

benchmark and focus on this in our implementation. Table 2 shows the runtime for each downstream and uncertainty/robustness task to evaluate one model. For all tasks different from embedding pre-computing itself, we consider that image embeddings have been extracted a priori as *THUNDER* allows to do it (*emb. pre-comp.* task). The cumulative time is the average total time to run a model across all datasets for a given task. As can be seen, some tasks (*knn*, *few-shot*) can be run on CPU only, and others only require a single V100 GPU for a reasonable amount of time. Note that the cumulative time represents the worst-case scenario where a model is evaluated sequentially on all datasets. However, *THUNDER* allows evaluating a model on different datasets in parallel (separate jobs), reducing the cumulative time to the max time if more resources are available. Additional details about design choices and runtimes of feature space study tasks are provided in appendix.

## 4 Experiments

We present aggregated performance for the different benchmark tasks, comparing the currently supported 23 recent foundation models to showcase the insights that can be drawn from our benchmark. Importantly, our open-source implementation allows one to benchmark any other pre-trained vision

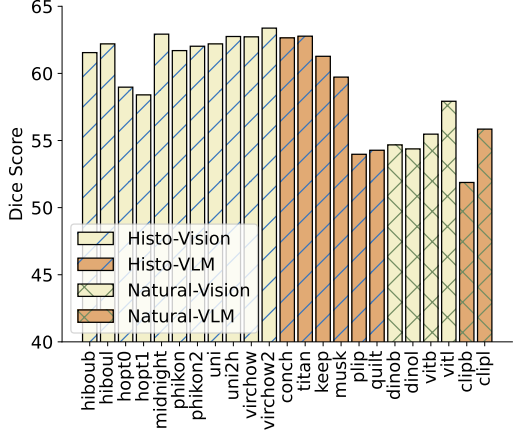


Figure 3: **Segmentation**: Distribution of Dice scores.

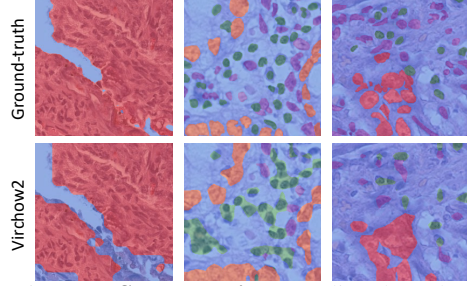


Figure 4: **Segmentation**: Predicted masks.

Table 3: **Classification**: Gain in linear probing F1-score from LoRA.

Dataset	uni	uni2h	virchow	virchow2	keep	conch
<i>mhst</i>	+2.3	+4.9	+2.9	+3.9	+7.6	+5.4
<i>bracs</i>	+4.6	-1.3	+2.8	+1.0	-1.3	+2.7

encoder. Detailed results for all datasets and models independently, along with confidence intervals, additional visualizations, and implementation details, are presented in appendix.

**Classification-related downstream tasks** — are evaluated in Figure 2. (a) and (b) report the proportion of classification datasets where a model (row) significantly outperforms another (column) on knn classification and linear probing respectively, in terms of per-sample accuracy. We perform a per-dataset Binomial test on per-sample binary accuracies with Benjamini-Hochberg p-value correction [5] for all model pairs. Histopathology models often outperform natural-image models, and a few models, e.g. *uni2h*, *virchow2*, *midnight*, *hopt1*, *keep* are superior to many others. Interestingly, gaps between models tend to decrease when transitioning from knn to linear probing. Figure 2(c) presents the average F1-score for the different models on knn classification, linear probing and few-shot classification (16 shots) stratified according to magnification and organs. Performance trends seem to be quite similar between tasks, with vision-language models showing particularly good performance in the few-shot setting. Performance also varies for different magnifications and organs. For instance, the gap between histopathology and natural models widens at  $20\times$ , which could be explained by the predominance of  $20\times$  slides in pre-training datasets. Finally, Figure 2(d) and (e), focus on the few-shot classification. As expected, performance increases with more shots, but more importantly, confirming findings in (c), the strongest vision-language models (*titan* and *keep*) showcase higher performance on low-shot (e.g. 1-shot) settings as well.

**Segmentation downstream task** — Figure 3 presents the average Dice score of Segmester decoders [60] trained on embeddings extracted from the different foundation models. *virchow2* showcases superior performance, while *plip* and *quilt*, unlike other histopathology VLMs, do not appear to extract relevant spatial information. Figure 4 provides qualitative examples of segmentation predictions from *virchow2* embeddings.

**Feature space study** — results are presented in Figure 5. First, (a) and (b) illustrate feature space alignment. (a) shows the evolution of model pair-wise alignment (*Mutual knn*) during LoRA adaptation averaged across the *bracs* and *mhst* datasets. There is a clear overall trend for feature space alignment to decrease while training with adapters, even for methods which are initially well aligned. (b) is a graph visualization of the average alignment (*Mutual knn*) between pairs of models on all 12 classification datasets. Natural-image models seem to be far from pathology models. Among the latter, vision-language and vision-only models tend to have stronger connections between models within respective groups, while this is not true for all of them (e.g. *musk*, *titan*). Figure 5(c) presents 3 queries and top-1 samples when performing image retrieval on the *wilds* dataset with *uni2h* embeddings. The spatial distribution of cells seems to be captured in *uni2h* embedding as queries and top-1 images showcase large similarities. Finally, Figure 5(d) presents the average cosine similarity between embeddings of original and augmented images considering a series of photometric, geometric, morphological transformations (the detailed list is presented in appendix), while (e) focuses explicitly on the histopathology-specific HED transform [16]. Natural models

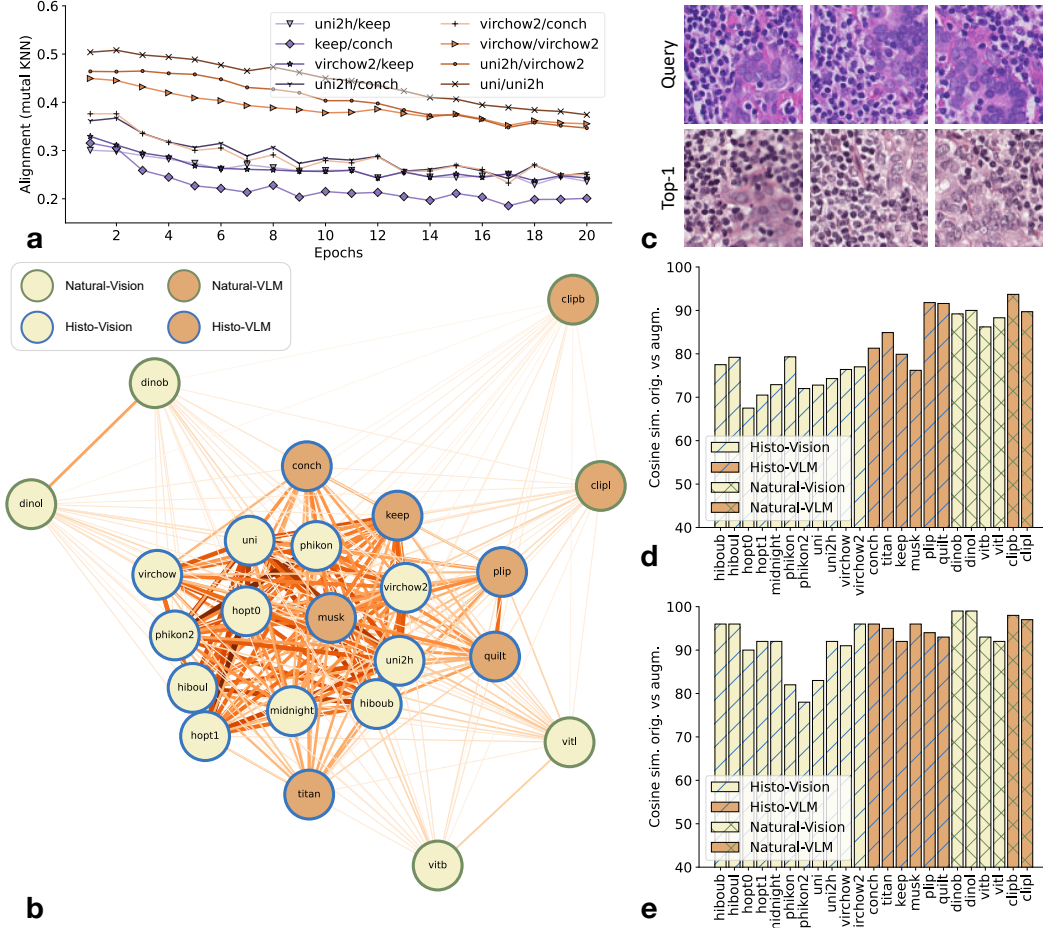


Figure 5: **Feature space study:** (a) Evolution of pair-wise alignment between models during LoRA adaptation – (b) Average alignment between models across all datasets visualized as a graph – (c) Image retrieval samples for *uni2h* on WILDS – Cosine similarity between embeddings extracted from original and augmented images, (d) averaged across all considered augmentations or (e) only for the histopathology-specific HED transform.

appear to be more invariant in general, and vision-language pathology models more invariant than vision pathology models. However, the gap is lower when considering the HED transform.

**Uncertainty estimation and robustness** — are illustrated in Figure 6. (a) presents the distribution of average ECE for the different models and (b) specifically visualizes calibration curves for 4 models on the *bracs* (left) and *tcga-unif* (right) datasets. Interestingly, discriminative performance does not seem to correlate with better calibrated estimates for some models, e.g., *uni2h*. From (b) we can also see that some datasets are more challenging from a calibration point of view. Figure 6(c) and (d) focus on the robustness to adversarial attacks for all models and only a set of selected ones respectively. The drop in F1-score increases with the strength of the performed attack.  $\epsilon = 35 \cdot 10^{-3}$  leads to a strong drop in performance, while the noisy image is indistinguishable from the original one, showing that foundation models can be strongly influenced by such attacks, which is concerning when considering how sensitive healthcare applications are. With a smaller  $\epsilon$  value, we can observe more diverse performance between models, with vision-language being more affected, and pathology vision models performing generally better.

**Global ranking of foundation models** — We propose a global ranking of studied foundation models by aggregating the quantitative results from different tasks. To this end, we rank the models for each of them independently, and sum task-specific rankings to obtain a final global ranking. We consider: (i) average knn F1-score, (ii) average linear probing F1-score, (iii) average 16-shot



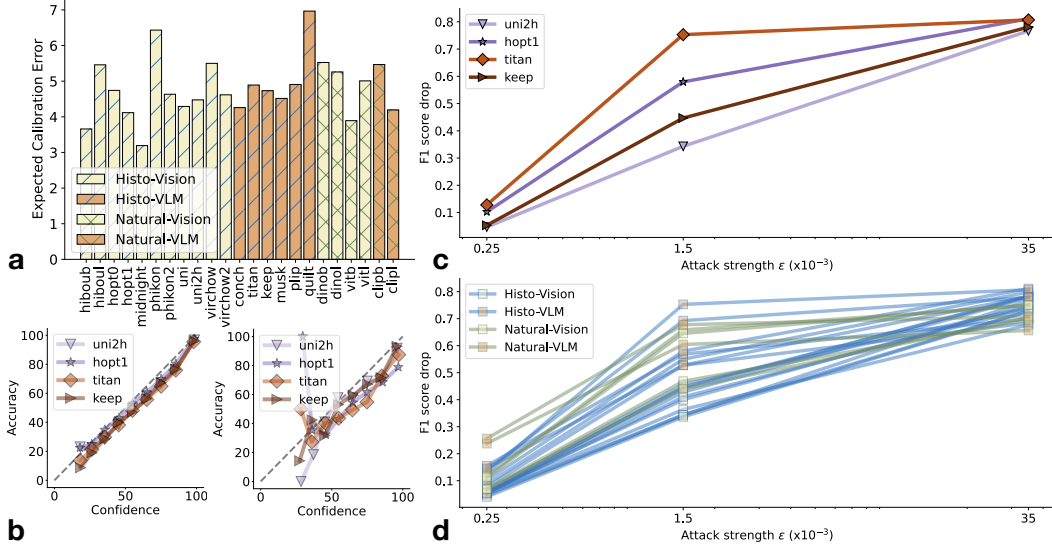


Figure 6: **Uncertainty estimation and robustness:** Distribution of average ECE for (a) all models and (b) sample calibration curves on 2 datasets (*bracs* on *tcga uniform*) for selected models – (c) Drop in F1-score as a function of adversarial attack strength for all models and (d) for selected models.

Table 4: Rank-sum overall performance comparison.

Task	Histopathology models														Natural-image models									
	hiboub	hiboul	hopt0	hopt1	midnight	phikon	phikon2	uni	uni2h	virchow	virchow2	conch	titan	keep	musk	plip	quilt	dinob	dinol	vitb	vitl	clipb	clipl	
knn $\uparrow$	75.8 (10)	75.2 (12)	79.2 (5)	80.5 (3)	78.2 (8)	72.8 (14)	70.1 (15)	78.8 (6)	81.7 (1)	74.2 (13)	81.2 (2)	77.3 (9)	78.6 (7)	79.7 (4)	75.6 (11)	67.8 (19)	68.3 (17)	67.9 (18)	69.6 (16)	64.4 (21)	67.5 (20)	61.9 (23)	64.2 (22)	
Lin. prob. $\uparrow$	78.0 (14)	81.2 (7)	81.4 (5)	83.3 (2)	82.9 (3)	78.4 (13)	76.5 (15)	81.3 (6)	83.9 (1)	80.2 (10)	82.7 (4)	80.2 (11)	80.8 (9)	81.1 (8)	79.0 (12)	71.0 (22)	71.0 (21)	74.8 (17)	75.3 (16)	71.9 (19)	72.8 (18)	65.8 (23)	71.3 (20)	
Few-shot $\uparrow$	74.2 (6)	70.4 (12)	73.4 (7)	74.8 (4)	70.6 (11)	72.2 (10)	70.1 (13)	76.4 (2)	78.4 (1)	68.5 (15)	72.6 (9)	73.1 (8)	74.6 (5)	75.8 (3)	70.0 (14)	63.4 (17)	65.7 (16)	61.0 (18)	59.2 (19)	57.8 (21)	56.5 (22)	53.3 (23)	58.2 (20)	
Seg. $\uparrow$	61.6 (11)	62.2 (8)	59.0 (14)	58.4 (15)	62.9 (2)	61.7 (10)	62.0 (9)	62.2 (7)	62.8 (4)	62.7 (5)	63.4 (1)	62.6 (6)	62.8 (3)	61.3 (12)	59.7 (13)	54.0 (22)	54.3 (21)	54.7 (19)	54.4 (20)	55.5 (18)	57.9 (16)	51.9 (23)	55.9 (17)	
Calib. $\downarrow$	3.7 (2)	5.5 (18)	4.7 (13)	4.1 (4)	3.2 (1)	6.4 (22)	4.6 (11)	4.3 (7)	4.5 (8)	5.5 (20)	4.6 (10)	4.3 (6)	4.9 (14)	4.7 (12)	4.5 (9)	4.9 (15)	7.0 (23)	5.5 (21)	5.3 (17)	3.9 (3)	5.0 (16)	5.5 (19)	4.2 (5)	
Adv. attack $\downarrow$	52.8 (14)	40.0 (5)	44.2 (9)	58.0 (17)	36.3 (4)	34.4 (3)	45.6 (11)	42.8 (7)	34.3 (2)	41.0 (6)	33.6 (1)	55.0 (15)	75.3 (23)	44.7 (10)	69.3 (22)	56.9 (16)	52.7 (13)	65.8 (20)	64.5 (19)	46.8 (12)	44.1 (8)	60.4 (18)	67.8 (21)	
Rank sum $\downarrow$	57 (9)	62 (11)	53 (7)	45 (5)	29 (3)	72 (13)	74 (14)	35 (4)	17 (1)	69 (12)	27 (2)	55 (8)	61 (10)	49 (6)	81 (15)	111 (20)	111 (20)	113 (21)	107 (19)	94 (16)	100 (17)	129 (22)	105 (18)	

F1-score, (iv) average ECE after linear probing, and (v) average adversarial attack F1-score drop (with  $\epsilon = 1.5 \cdot 10^{-3}$ ). Ranks vary between tasks, with however certain models showing consistent good performance across them, leading to a top-5 composed of *uni2h*, *virchow2*, *midnight*, *uni*, and *hopt1*. In particular, *uni2h* performs very well on a majority of tasks. Interestingly, no vision-language models is present in this top-5, but the best vision-language model, i.e. *keep*, reaches 6<sup>th</sup> rank.

## 5 Conclusion

We present *THUNDER*, an efficient tile-level benchmark to compare foundation models for digital pathology. It currently includes 16 well-known datasets and 23 foundation models. Importantly, it comes with an open-source implementation allowing the evaluation of new foundation models. It also implements tasks for uncertainty estimation and robustness of backbone models, and a way to study their feature spaces to provide more interpretability. Lastly, we present a comprehensive study of the most recent state-of-the-art foundation models for histopathology leveraging all benchmark tasks to draw a clearer picture of their strengths, weaknesses, and differences.

**Limitations** — Currently *THUNDER* only includes H&E stained data, but it could be extended to support other staining protocols (e.g., IHC). Additionally, the datasets considered in this benchmark can introduce biases that are inherent to the gathering protocol. Lastly, while the benchmark currently allows gaining insights about the feature spaces of models, we do not study how to combine them to improve performance further.

**Broader impact** — A deep learning benchmark in digital pathology can accelerate research by highlighting state-of-the-art methods and identifying performance gaps, ultimately improving clinical decision-making and patient outcomes. However, introducing such tools into clinical practice requires careful validation, regulatory approval, and consideration of ethical challenges to ensure safety.

## Acknowledgments

This work has been partially supported by ANR-23-IAHU-0002, ANR-21-CE45-0007, ANR-23-CE45-0029, and the *Health Data Hub (HDH)* as part of the second edition of the *France-Québec* call for projects *Intelligence Artificielle en santé*. It was performed using computational resources from the *Mésocentre* computing center of *Université Paris-Saclay*, *CentraleSupélec* and *École Normale Supérieure Paris-Saclay* supported by *CNRS* and *Région Île-de-France*, and from *GENCI-IDRIS* (Grant 2025-AD011016068).

## References

- [1] S. Alfasy, G. Alabtah, S. Hemati, K. R. Kalari, J. J. Garcia, and H. Tizhoosh. Validation of histopathology foundation models through whole slide image retrieval. *Scientific Reports*, 2025.
- [2] S. Alfasy, P. Nejat, S. Hemati, J. Khan, I. Lahr, A. Alsaafin, A. Shafique, N. Comfere, D. Murphree, C. Meroueh, et al. Foundation models for histopathology—fanfare or flair. *Mayo Clinic Proceedings: Digital Health*, 2024.
- [3] M. Amgad, H. Elfandy, H. Hussein, L. A. Atteya, M. A. Elsebaie, L. S. Abo Elnasr, R. A. Sakr, H. S. Salem, A. F. Ismail, A. M. Saad, et al. Structured crowdsourcing enables convolutional segmentation of histology images. *Bioinformatics*, 2019.
- [4] G. Aresta, T. Araújo, S. Kwok, S. S. Chennamsetty, M. Safwan, V. Alex, B. Marami, M. Prastawa, M. Chan, M. Donovan, et al. Bach: Grand challenge on breast cancer histology images. *Medical image analysis*, 2019.
- [5] Y. Benjamini and Y. Hochberg. Controlling the false discovery rate: a practical and powerful approach to multiple testing. *Journal of the Royal statistical society: series B (Methodological)*, 1995.
- [6] N. Brancati, A. M. Anniciello, P. Pati, D. Riccio, G. Scognamiglio, G. Jaume, G. De Pietro, M. Di Bonito, A. Foncubierta, G. Botti, et al. Bracs: A dataset for breast carcinoma subtyping in h&e histology images. *Database*, 2022.
- [7] J. Breen, K. Allen, K. Zucker, L. Godson, N. M. Orsi, and N. Ravikumar. A comprehensive evaluation of histopathology foundation models for ovarian cancer subtype classification. *NPJ Precision Oncology*, 2025.
- [8] O. Brummer, P. Pölönen, S. Mustjoki, and O. Brück. Computational textural mapping harmonises sampling variation and reveals multidimensional histopathological fingerprints. *British Journal of Cancer*, 2023.
- [9] G. Campanella, S. Chen, M. Singh, R. Verma, S. Muehlstedt, J. Zeng, A. Stock, M. Croken, B. Veremis, A. Elmas, et al. A clinical benchmark of public self-supervised pathology foundation models. *Nature Communications*, 2025.
- [10] R. J. Chen, T. Ding, M. Y. Lu, D. F. Williamson, G. Jaume, A. H. Song, B. Chen, A. Zhang, D. Shao, M. Shaban, et al. Towards a general-purpose foundation model for computational pathology. *Nature Medicine*, 2024.

- [11] O. Ciga, T. Xu, and A. L. Martel. Self supervised contrastive learning for digital histopathology. *Machine learning with applications*, 2022.
- [12] G. Consortium, K. G. Ardlie, D. S. Deluca, A. V. Segrè, T. J. Sullivan, T. R. Young, E. T. Gelfand, C. A. Trowbridge, J. B. Maller, T. Tukiainen, et al. The genotype-tissue expression (gtex) pilot analysis: multitissue gene regulation in humans. *Science*, 2015.
- [13] T. Ding, S. J. Wagner, A. H. Song, R. J. Chen, M. Y. Lu, A. Zhang, A. J. Vaidya, G. Jaume, M. Shaban, A. Kim, et al. Multimodal whole slide foundation model for pathology. *arXiv*, 2024.
- [14] A. Dosovitskiy, L. Beyer, A. Kolesnikov, D. Weissenborn, X. Zhai, T. Unterthiner, M. Dehghani, M. Minderer, G. Heigold, S. Gelly, et al. An image is worth 16x16 words: Transformers for image recognition at scale. *arXiv*, 2020.
- [15] N. J. Edwards, M. Oberti, R. R. Thangudu, S. Cai, P. B. McGarvey, S. Jacob, S. Madhavan, and K. A. Ketchum. The cptac data portal: a resource for cancer proteomics research. *Journal of proteome research*, 2015.
- [16] K. Faryna, J. Van der Laak, and G. Litjens. Tailoring automated data augmentation to h&e-stained histopathology. In *MIDL*, 2021.
- [17] A. Filiot, R. Ghermi, A. Olivier, P. Jacob, L. Fidon, A. Camara, A. Mac Kain, C. Saillard, and J.-B. Schiratti. Scaling self-supervised learning for histopathology with masked image modeling. *medRxiv*, 2023.
- [18] A. Filiot, P. Jacob, A. Mac Kain, and C. Saillard. Phikon-v2, a large and public feature extractor for biomarker prediction. *arXiv*, 2024.
- [19] A. Foote, A. Asif, A. Azam, T. Marshall-Cox, N. Rajpoot, and F. Minhas. Now you see it, now you dont: adversarial vulnerabilities in computational pathology. *arXiv preprint arXiv:2106.08153*, 2021.
- [20] J. Gamper, N. A. Koohbanani, K. Benes, A. Khuram, and N. Rajpoot. Pannuke: an open pan-cancer histology dataset for nuclei instance segmentation and classification. In *European Congress on Digital Pathology*, 2019.
- [21] J. Gamper, N. A. Koohbanani, S. Graham, M. Jahanifar, S. A. Khurram, A. Azam, K. Hewitt, and N. Rajpoot. Pannuke dataset extension, insights and baselines. *arXiv*, 2020.
- [22] I. Gatopoulos, N. Känzig, R. Moser, S. Otálora, et al. eva: Evaluation framework for pathology foundation models. In *MIDL*, 2024.
- [23] N. Ghaffari Laleh, D. Truhn, G. P. Veldhuizen, T. Han, M. van Treeck, R. D. Buelow, R. Langer, B. Dislich, P. Boor, V. Schulz, et al. Adversarial attacks and adversarial robustness in computational pathology. *Nature communications*, 13(1):5711, 2022.
- [24] C. Guo, G. Pleiss, Y. Sun, and K. Q. Weinberger. On calibration of modern neural networks. In *ICML*, 2017.
- [25] F. K. Gustafsson and M. Rantalainen. Evaluating computational pathology foundation models for prostate cancer grading under distribution shifts. *arXiv*, 2024.
- [26] E. J. Hu, Y. Shen, P. Wallis, Z. Allen-Zhu, Y. Li, S. Wang, L. Wang, W. Chen, et al. Lora: Low-rank adaptation of large language models. *ICLR*, 2022.
- [27] Z. Huang, F. Bianchi, M. Yuksekogonul, T. J. Montine, and J. Zou. A visual-language foundation model for pathology image analysis using medical twitter. *Nature medicine*, 2023.
- [28] M. Huh, B. Cheung, T. Wang, and P. Isola. Position: The platonic representation hypothesis. In *ICML*, 2024.
- [29] W. Ikezogwo, S. Seyfioglu, F. Ghezloo, D. Geva, F. Sheikh Mohammed, P. K. Anand, R. Krishna, and L. Shapiro. Quilt-1m: One million image-text pairs for histopathology. *NeurIPS*, 2023.

- [30] M. Ilse, J. Tomczak, and M. Welling. Attention-based deep multiple instance learning. In *ICML*, 2018.
- [31] J. R. Kaczmarzyk, S. Abousamra, T. Kurc, R. Gupta, and J. Saltz. Dataset for tumor infiltrating lymphocyte classification (304,097 image patches from tcga). *Zenodo*, 2022.
- [32] M. Kang, H. Song, S. Park, D. Yoo, and S. Pereira. Benchmarking self-supervised learning on diverse pathology datasets. In *CVPR*, 2023.
- [33] M. Karasikov, J. van Doorn, N. Känzig, M. E. Cesur, H. M. Horlings, R. Berke, F. Tang, and S. Otálora. Training state-of-the-art pathology foundation models with orders of magnitude less data. *arXiv*, 2025.
- [34] J. Kather. Histological image tiles for tcga-crc-dx, color-normalized, sorted by msi status, train/test split;. *Zenodo*, 2020.
- [35] J. N. Kather, N. Halama, and A. Marx. 100,000 histological images of human colorectal cancer and healthy tissue. *Zenodo*, 2018.
- [36] P. W. Koh, S. Sagawa, H. Marklund, S. M. Xie, M. Zhang, A. Balsubramani, W. Hu, M. Yasunaga, R. L. Phillips, I. Gao, et al. Wilds: A benchmark of in-the-wild distribution shifts. In *ICML*, 2021.
- [37] D. Komura. Large-scale annotation dataset for cell/tissue segmentation in h&e-stained images : anti-panck (epithelial cells). *Zenodo*, 2023.
- [38] D. Komura. Large-scale annotation dataset for cell/tissue segmentation in h&e-stained images: anti-cd3/cd20 (lymphocytes). *Zenodo*, 2023.
- [39] D. Komura and S. Ishikawa. Histology images from uniform tumor regions in tcga whole slide images. *Zenodo*, 2020.
- [40] S. Kornblith, M. Norouzi, H. Lee, and G. Hinton. Similarity of neural network representations revisited. In *ICML*, 2019.
- [41] J. Lee, J. Lim, K. Byeon, and J. T. Kwak. Benchmarking pathology foundation models: Adaptation strategies and scenarios. *Computers in Biology and Medicine*, 2025.
- [42] D. Li, G. Wan, X. Wu, X. Wu, A. J. Nirmal, C. G. Lian, P. K. Sorger, Y. R. Semenov, and C. Zhao. A survey on computational pathology foundation models: Datasets, adaptation strategies, and evaluation tasks. *arXiv*, 2025.
- [43] M. Y. Lu, B. Chen, D. F. Williamson, R. J. Chen, I. Liang, T. Ding, G. Jaume, I. Odintsov, L. P. Le, G. Gerber, et al. A visual-language foundation model for computational pathology. *Nature Medicine*, 2024.
- [44] M. Y. Lu, D. F. Williamson, T. Y. Chen, R. J. Chen, M. Barbieri, and F. Mahmood. Data-efficient and weakly supervised computational pathology on whole-slide images. *Nature biomedical engineering*, 2021.
- [45] A. Madry, A. Makelov, L. Schmidt, D. Tsipras, and A. Vladu. Towards deep learning models resistant to adversarial attacks, 2019.
- [46] R. A. Majzoub, H. Malik, M. Naseer, Z. Zaheer, T. Mahmood, S. Khan, and F. Khan. How good is my histopathology vision-language foundation model? a holistic benchmark. *arXiv*, 2025.
- [47] H. S. Malik, S. Kunhimon, M. Naseer, F. S. Khan, and S. Khan. Hierarchical self-supervised adversarial training for robust vision models in histopathology, 2025.
- [48] D. Nechaev, A. Pchelnikov, and E. Ivanova. Hibou: A family of foundational vision transformers for pathology. *arXiv*, 2024.
- [49] P. Neidlinger, O. S. El Nahhas, H. S. Muti, T. Lenz, M. Hoffmeister, H. Brenner, M. van Treeck, R. Langer, B. Dislich, H. M. Behrens, et al. Benchmarking foundation models as feature extractors for weakly-supervised computational pathology. *arXiv*, 2024.

- [50] J. Nixon, M. W. Dusenberry, L. Zhang, G. Jerfel, and D. Tran. Measuring calibration in deep learning. In *CVPR workshops*, 2019.
- [51] M. Oquab, T. Darcet, T. Moutakanni, H. Vo, M. Szafraniec, V. Khalidov, P. Fernandez, D. Haziza, F. Massa, A. El-Nouby, et al. Dinov2: Learning robust visual features without supervision. *arXiv*, 2023.
- [52] A. Radford, J. W. Kim, C. Hallacy, A. Ramesh, G. Goh, S. Agarwal, G. Sastry, A. Askell, P. Mishkin, J. Clark, et al. Learning transferable visual models from natural language supervision. In *ICML*, 2021.
- [53] M. Raghu, J. Gilmer, J. Yosinski, and J. Sohl-Dickstein. Svcca: Singular vector canonical correlation analysis for deep learning dynamics and interpretability. *NeurIPS*, 2017.
- [54] J. Ryu, A. V. Puche, J. Shin, S. Park, B. Brattoli, J. Lee, W. Jung, S. I. Cho, K. Paeng, C.-Y. Ock, et al. Ocelot: overlapped cell on tissue dataset for histopathology. In *CVPR*, 2023.
- [55] C. Saillard, R. Jenatton, F. Llinares-López, Z. Mariet, D. Cahané, E. Durand, and J.-P. Vert. H-optimus-0, 2024.
- [56] G. Shaikovski, A. Casson, K. Severson, E. Zimmermann, Y. K. Wang, J. D. Kunz, J. A. Retamero, G. Oakley, D. Klimstra, C. Kanan, et al. Prism: A multi-modal generative foundation model for slide-level histopathology. *arXiv*, 2024.
- [57] Z. Shao, H. Bian, Y. Chen, Y. Wang, J. Zhang, X. Ji, et al. Transmil: Transformer based correlated multiple instance learning for whole slide image classification. *NeurIPS*, 2021.
- [58] L. Song, A. Smola, A. Gretton, J. Bedo, and K. Borgwardt. Feature selection via dependence maximization. *JMLR*, 2012.
- [59] F. A. Spanhol, L. S. Oliveira, C. Petitjean, and L. Heutte. A dataset for breast cancer histopathological image classification. *IEEE transactions on biomedical engineering*, 2015.
- [60] R. Strudel, R. Garcia, I. Laptev, and C. Schmid. Segmenter: Transformer for semantic segmentation. In *ICCV*, 2021.
- [61] Y. Tolkach, L. M. Wolgast, A. Damanakis, A. Pryalukhin, S. Schallenberg, W. Hulla, M.-L. Eich, W. Schroeder, A. Mukhopadhyay, M. Fuchs, et al. Artificial intelligence for tumour tissue detection and histological regression grading in oesophageal adenocarcinomas: a retrospective algorithm development and validation study. *The Lancet Digital Health*, 2023.
- [62] K. Tomczak, P. Czerwińska, and M. Wiznerowicz. Review the cancer genome atlas (tcga): an immeasurable source of knowledge. *Contemporary Oncology*, 2015.
- [63] A. Vaidya, A. Zhang, G. Jaume, A. H. Song, T. Ding, S. J. Wagner, M. Y. Lu, P. Doucet, H. Robertson, C. Almagro-Perez, et al. Molecular-driven foundation model for oncologic pathology. *arXiv*, 2025.
- [64] B. S. Veeling, J. Linmans, J. Winkens, T. Cohen, and M. Welling. Rotation equivariant cnns for digital pathology. In *MICCAI*, 2018.
- [65] E. Vorontsov, A. Bozkurt, A. Casson, G. Shaikovski, M. Zelechowski, K. Severson, E. Zimmermann, J. Hall, N. Tenenholtz, N. Fusi, et al. A foundation model for clinical-grade computational pathology and rare cancers detection. *Nature medicine*, 2024.
- [66] X. Wang, J. Zhao, E. Marostica, W. Yuan, J. Jin, J. Zhang, R. Li, H. Tang, K. Wang, Y. Li, et al. A pathology foundation model for cancer diagnosis and prognosis prediction. *Nature*, 2024.
- [67] Y. Wang, W.-L. Chao, K. Q. Weinberger, and L. Van Der Maaten. Simpleshot: Revisiting nearest-neighbor classification for few-shot learning. *arXiv*, 2019.
- [68] J. Wei, A. Suriawinata, B. Ren, X. Liu, M. Lisovsky, L. Vaickus, C. Brown, M. Baker, N. Tomita, L. Torresani, J. Wei, and S. Hassanpour. A petri dish for histopathology image analysis. In *Artificial Intelligence in Medicine*, 2021.

- [69] G. Wölflein, D. Ferber, A. R. Meneghetti, O. S. El Nahhas, D. Truhn, Z. I. Carrero, D. J. Harrison, O. Arandjelović, and J. N. Kather. Benchmarking pathology feature extractors for whole slide image classification. *arXiv*, 2023.
- [70] J. Xiang, X. Wang, X. Zhang, Y. Xi, F. Eweje, Y. Chen, Y. Li, C. Bergstrom, M. Gopaulchan, T. Kim, et al. A vision–language foundation model for precision oncology. *Nature*, 2025.
- [71] H. Xu, N. Usuyama, J. Bagga, S. Zhang, R. Rao, T. Naumann, C. Wong, Z. Gero, J. González, Y. Gu, et al. A whole-slide foundation model for digital pathology from real-world data. *Nature*, 2024.
- [72] A. Zhang, G. Jaume, A. Vaidya, T. Ding, and F. Mahmood. Accelerating data processing and benchmarking of ai models for pathology. *arXiv*, 2025.
- [73] J. Zhou, C. Wei, H. Wang, W. Shen, C. Xie, A. Yuille, and T. Kong. ibot: Image bert pre-training with online tokenizer. *arXiv*, 2021.
- [74] X. Zhou, L. Sun, D. He, W. Guan, R. Wang, L. Wang, X. Sun, K. Sun, Y. Zhang, Y. Wang, et al. A knowledge-enhanced pathology vision-language foundation model for cancer diagnosis. *arXiv*, 2024.
- [75] E. Zimmermann, E. Vorontsov, J. Viret, A. Casson, M. Zelechowski, G. Shaikovski, N. Tenenholtz, J. Hall, D. Klimstra, R. Yousfi, et al. Virchow2: Scaling self-supervised mixed magnification models in pathology. *arXiv*, 2024.



# Appendix

## A Included foundation models

Following [42], Table S1 presents the different foundation models currently supported by *THUNDER* and studied in the main paper. A detailed comparison including the main architecture used, the number of parameters and the training strategy as well as details about the training data are highlighted for each model. Importantly, our benchmark is not restricted to these models, as any custom model can be evaluated easily.

## B Runtime of feature space study tasks

Table S2 presents the runtime of feature space study tasks. As can be seen, such runtimes are fairly low, and thus allow to efficiently and easily study the feature space of a foundation model.

## C Implementation details

**knn classification** — Distance is measured using cosine similarity and the best  $k$  value is validated among  $\{1, 3, 5, 10, 20, 30, 40, 50\}$  on a validation set.

**Linear probing** — hyperparameters are summarized in Table S3.

**Few-shot classification** — leverages the SimpleShot [67] method. More specifically, we consider access to a support (train) set composed, for each class  $c \in \mathcal{C}$  where  $\mathcal{C}$  is the set of all classes, of  $N_c$  samples. The goal is then to predict the class of each sample within a query (test) set. We first center all support and query embeddings by subtracting the support set embedding mean. Then, a prototype embedding is computed for each class by taking the mean of class-specific centered embeddings. Finally, for a given query embedding, the predicted class is the one associated with the closest centroid. In our experiments, we consider the following numbers of shots  $N_s$ :  $\{1, 2, 4, 8, 16\}$ .

**Semantic segmentation** — hyperparameters are summarized in Table S3. We perform different numbers of epochs depending on the size of the datasets: 200 epochs for *ocelot* and *pannuke*, respectively 9 and 21 for *seg-ep* and *seg-ly* as those two datasets are much larger. We leverage the Segmenter [60] decoder as our segmentation probe. It is a Transformer-based decoder fed with token embeddings from the vision encoder and one learned token for each class. The final segmentation is performed by computing a scalar product between spatial token representations and token embeddings. This is followed by a bilinear interpolation to reach the required segmentation mask size. In terms of hyperparameters, we use 2 Transformer layers, with 8 attention heads, and an internal representation size of 768. The reported test performance is averaged across test patches, with a reduced weight for the ones containing only *background* pixels.

**Feature space alignment** — *THUNDER* supports different feature alignment metrics ([58, 53, 40], and additional knn-based metrics introduced by [28]). The main one we focus on in this paper is *Mutual knn* [28], which measures the average size of the intersection of nearest-neighbors sets for different query samples between two foundation models. Following notations from [28], let us consider two models  $f$  and  $g$ . Provided an input  $x_i$ ,  $\phi_i = f(x_i)$  and  $\psi_i = g(x_i)$  are the respected extracted embeddings.  $\Phi$  and  $\Psi$  are the sets of all embeddings of a set of samples  $\{x_i\}_{i=1, \dots, N}$ , and  $d_{\text{knn}}$  is the function returning the set of indices of  $k$ -nearest neighbors of an embedding as follows,

$$d_{\text{knn}}(\phi_i, \Phi \setminus \phi_i) = \mathcal{S}(\phi_i),$$

$$d_{\text{knn}}(\psi_i, \Psi \setminus \psi_i) = \mathcal{S}(\psi_i).$$

The *Mutual knn* function  $m_{\text{knn}}$  is then defined as,

$$m_{\text{knn}}(\phi_i, \psi_i) = \frac{1}{k} |\mathcal{S}(\phi_i) \cap \mathcal{S}(\psi_i)|.$$

Table S1: **Foundation models already included in THUNDER**: An overview of the current models included in *THUNDER* together with their main characteristics are presented and grouped depending on their pretraining scheme. Training data – TC: Tile-Caption pairs, WR: WSI-Report pairs, TT: Text tokens, C: captions.

Name	Short name	Vision arch.	Params.	Training method	#Slides	#Tiles	Text	Training data Magn.	Source
<i>Vision-only, histopathology pretrained</i>									
HIBOU-B [48]	hiboub	ViT-B/14	86M	DINOv2	1.1M	512M-1.2B	—	20×	Private
HIBOU-L [48]	hiboul	ViT-L/14	307M	DINOv2	1.1M	512M-1.2B	—	20×	Private
H-OPTIMUS-0 [55]	hopt0	ViT-G/14	1.1B	DINOv2	500K	—	—	—	Private
H-OPTIMUS-1	hopt1	ViT-G/14	1.1B	DINOv2	1M	—	—	—	Private
MIDNIGHT [33]	midnight	ViT-G/14	1.1B	DINOv2	12K	—	—	—	TCGA
PHIKON [17]	phikon	ViT-B/16	86M	iBOT	6.1K	43.4M	—	20×	TCGA
PHIKON2 [18]	phikon2	ViT-L/16	307M	DINOv2	60K	456M	—	20×	TCGA, GTEx, Private
UNI [10]	uni	ViT-L/16	307M	DINOv2	100K	100M	—	20×	GTEx, Private
uni2h	uni2h	ViT-H/14	681M	DINOv2	350K	200M	—	20×	Private
VIRCHOW [65]	virchow	ViT-H/14	632M	DINOv2	1.5M	2B	—	20×	Private
VIRCHOW2 [75]	virchow2	ViT-H/14	632M	DINOv2	3.1M	2B	—	5–40×	Private
<i>Vision-language, histopathology pretrained</i>									
CONCH [43]	conch	ViT-B/16	86M	CoCa, iBOT	21K	16M	1.17M TC	20×	PMC OA, Private
CONCH 1.5 [13]	titan	ViT-L/16	307M	CoCa	336K	—	423K TC, 183K WR	20×	GTEx, Private
KEEP [74]	keep	ViT-L/16	307M	CLIP	—	—	143K TC	—	Quilt1M, OpenPath
MUSK [70]	musk	V-FFN	202M	CoCa, BEiT-3	—	50M	1B TT, 1M TC	10–40×	PMC OA, TCGA, Quilt1M, PathCap
PLIP [27]	plip	ViT-B/32	86M	CLIP	—	—	208K TC	—	Twitter, PathLAION
QUILTNET [29]	quilt	ViT-B/32	86M	CLIP	—	438K	802K C	10–40×	Quilt1M
<i>Vision-only, natural image pretrained</i>									
DINOv2-B [51]	dinob	ViT-B/14	86M	DINOv2	—	—	—	—	—
DINOv2-L [51]	dinol	ViT-L/14	307M	DINOv2	—	—	—	—	—
ViT-B/16 [14]	vitb	ViT-B/16	86M	Imagenet	—	—	—	—	—
ViT-L/16 [14]	vitl	ViT-L/16	307M	Imagenet	—	—	—	—	—
<i>Vision-language, natural image pretrained</i>									
CLIP-B/32 [52]	clipb	ViT-B/32	86M	CLIP	—	—	—	—	—
CLIP-L/14 [52]	clipl	ViT-L/14	307M	CLIP	—	—	—	—	—

Table S2: **Runtime of feature space study tasks.** <sup>†</sup> denotes tasks using pre-computed embeddings.

Runtime	Feature space alignment <sup>†</sup>	Image retrieval <sup>†</sup>	Transformation invariance
Min.	00h01	00h07	00h07
Max.	00h10	00h57	00h27
Avg.	00h07	00h20	00h11
Cumulative (Nb. datasets)	01h20 (12)	04h00 (12)	02h18 (11)
Hardware	×32 CPUs	×32 CPUs	×1 V100

In our experiments, we pick  $k = 10$ .

**Image retrieval** — We sort all training samples based on their cosine similarity with query test samples. We compute top-1, top-3, top-5, top-10 classification metrics (F1 score, balanced accuracy), but more importantly, provide qualitative visualizations of top-10 retrieved samples to compare foundation model feature spaces.

**Invariance to image transformations** — We consider a set of images  $\{x_i\}_{i=[1, \dots, N]}$ . For each image  $x_i$ , we sample a stochastic transformation  $\tau$  described in Table S4, compute the embeddings  $z_i = f_\theta(x_i)$  and  $z_i^\tau = f_\theta(\tau(x_i))$ , and measure their agreement with cosine similarity. In our experiments, we pick  $N = 1000$  as the number of images sampled from each dataset.

Table S3: **Training-based downstream task hyperparameters**

Hyperparameter	Linear probing	Linear probing + LoRA	Segmentation
Optimizer	Adam	Adam	Adam
Loss	Cross Entropy	Cross Entropy	Dice
Batch size	64	2	32
Epochs	200	20	≤ 200
Searched learning rates	$\{10^{-3}, 10^{-4}, 10^{-5}\}$	$\{10^{-3}, 10^{-4}, 10^{-5}\}$	$\{10^{-3}, 10^{-4}, 10^{-5}\}$
Searched weight decays	$\{0, 10^{-3}, 10^{-4}\}$	$\{0, 10^{-3}, 10^{-4}\}$	$\{0, 10^{-3}, 10^{-4}\}$
Probe	Linear	Linear	Segmenter [60]

Table S4: **Stochastic image transformations** used to compute embedding transformation invariance.

Transformation	Description	Sampling range
Crop	Crop randomly from 4 corners or center	Crop side size : $\min(H, W)/2$
Elastic	Elastic deformation	Amplitude $\alpha = 250$ , smoothing $\sigma = 6$
Dilation	Morphological dilation	Square kernel $k \in \{3, 5\}$
Erosion	Morphological erosion	Square kernel $k \in \{3, 5\}$
Opening	Erosion then dilation	Same $k$ as above
Closing	Dilation then erosion	Same $k$ as above
Blur	Gaussian blur	Fixed $15 \times 15$ kernel
Jitter	Brightness/contrast/saturation/hue jitter	$b, c, s \sim U[0.5, 1.5]$ , $h \sim U[-0.35, 0.35]$
Translate	Random affine shift/scale/shear	$ \Delta x  \leq W/5$ ; $ \Delta y  \leq H/5$ ; scale $\in [0.8, 1.2]$ ; shear $\in [-1, 1]$
Cutout	Random square mask of zeros	Square side size : $u \sim U[0.1, 0.5] \min(H, W)$
HED	Histology colour perturbation in HED space [16]	-
Flip	Horizontal or vertical flip	Probability 0.5 each
Rotate	Rigid rotation	Angle $\in \{90^\circ, 180^\circ, 270^\circ\}$
Gamma	Power-law intensity transform	$\gamma \sim U[0.5, 1.5]$

**LoRA adaptation** — LoRA [26] is a parameter-efficient finetuning (PEFT) method, which consists in freezing the whole pretrained Transformer model and introducing small trainable modules. Specifically, the LoRA adapters are introduced in parallel to the query and value branches of the multi-head attention of each Transformer encoder layer. With a feature dimension  $d \in \mathbb{N}_*^+$  and a rank  $r < d \in \mathbb{N}_*^+$ , the only trainable modules are  $\mathbf{A} \in \mathbb{R}^{r \times d}$  and  $\mathbf{B} \in \mathbb{R}^{d \times r}$ . The forward pass through the linear layer for computing the query and value components is transformed from  $\mathbf{h} = \mathbf{W}_0 \mathbf{x}$  to  $\mathbf{h} = \mathbf{W}_0 \mathbf{x} + \frac{\alpha}{r} \mathbf{W}_{\text{LoRA}} \mathbf{x}$ , for a scaling hyperparameter  $\alpha \in \mathbb{R}$  with,

$$\Delta \mathbf{W}_{\text{LoRA}} \mathbf{x} = \mathbf{B} \mathbf{A} \mathbf{x}.$$

We use  $\alpha = 16$  and  $r = 16$ , other hyperparameters are summarized in Table S3.

**Calibration** — metrics are computed on classifiers trained during linear probing experiments. For all metrics, predictions are divided into  $\mathcal{B}$  bins based on their confidence. Let us denote  $y_i$ ,  $\hat{y}_i$  and  $p_i$  as the respective class prediction, class ground-truth and confidence for a sample  $x_i$ . For each bin  $B_b$ , we can then compute the average confidence and accuracy of samples within it as,

$$\text{Acc}(B_b) = \frac{1}{|B_b|} \sum_{i \in B_b} \mathbb{1}(\hat{y}_i = y_i)$$

$$\text{Conf}(B_b) = \frac{1}{|B_b|} \sum_{i \in B_b} p_i$$

Calibration metrics are then defined as follows,

- **ECE** : It measures the average discrepancy between confidence and accuracy. Each bin’s contribution is weighted by the number of samples in that bin.

$$\text{ECE} = \sum_{b=1}^{\mathcal{B}} \frac{|B_b|}{N} |\text{Acc}(B_b) - \text{Conf}(B_b)|$$

- **MCE** : It captures the worst-case mis-calibration. Unlike ECE, which takes an average, MCE focuses on the largest deviation between accuracy and confidence across all bins.

$$\text{MCE} = \max_b |\text{Acc}(B_b) - \text{Conf}(B_b)|$$

- **SCE** : It is similar to Expected Calibration Error (ECE) but treats all bins equally. This makes SCE more robust to class imbalance and ensures a fair contribution from all bins.

$$\text{SCE} = \frac{1}{\mathcal{B}} \sum_{b=1}^{\mathcal{B}} |\text{Acc}(B_b) - \text{Conf}(B_b)|$$

Table S5: **Additional experimental results.** Details results that were obtained by THUNDER, per task, model, dataset and overall are presented in the follow support materials.

Task	Aggregated	Per-dataset
knn	Tables S8 and S9	Tables S33 and S34
Linear probing	Tables S10 and S11	Tables S35 and S36
Few-shot classification	Figure S4, Tables S12-S21	Tables S37-S46
Segmentation	—	Tables S47, S48
Calibration	Tables S22-S26	Figure S5, Tables S49-S53
Robustness to adversarial attacks	Tables S27-S32	Tables S54- S59
Feature space alignment	—	Figures S18-S29
Transformation invariance	Table S6	Table S7
LoRA adaptation	—	Figure S6

- **ACE** : It is an extension of ECE that uses adaptive binning. Instead of using fixed confidence intervals, ACE ensures that each bin has an equal number of samples.

$$\text{ACE} = \frac{1}{B} \sum_{b=1}^B |\text{Acc}(B_b) - \text{Conf}(B_b)|$$

- **TACE** : It is a modification of ACE that focuses only on high-confidence predictions. Predictions with confidence scores below a certain threshold are ignored. We thus only consider the  $B^*$  bins associated with highest confidence. This is useful in high-stakes applications where only confident predictions are acted upon, e.g., medical imaging.

$$\text{TACE} = \frac{1}{B^*} \sum_{b \in B^*} |\text{Acc}(B_b) - \text{Conf}(B_b)|$$

We also generate reliability diagrams that visually represent how predicted probabilities align with actual correctness by plotting bin average accuracies as a function of bin average confidences. A perfectly calibrated model follows the  $y=x$  line. If the curve is below the diagonal, the model is overconfident. Conversely, if the curve is above the diagonal, the model is under-confident.

**Robustness to adversarial attacks** — To assess the vulnerability of each frozen backbone  $f_\theta(\cdot)$  and its linear probe  $W$  to additive adversarial noise, we employ a **Projected Gradient Descent (PGD)** attack constrained in  $\ell_\infty$ -norm [45, 47, 19, 23]. Let  $\mathbf{x}$  be a normalized image and  $y \in \{1, \dots, K\}$  its label. Image classification is performed as follows,

$$c(\mathbf{x}) = W(f_\theta(\mathbf{x})) \in \mathbb{R}^K.$$

PGD iteratively constructs a perturbation  $\delta_t$  that *maximizes* the cross-entropy loss  $\mathcal{L}(c(\mathbf{x} + \delta_t), y)$  while remaining inside the  $\ell_\infty$  ball  $\|\delta\|_\infty \leq \varepsilon$ :

$$\delta_{t+1} = \Pi_{\|\delta\|_\infty \leq \varepsilon} \left( \delta_t + \alpha \text{sign}(\nabla_{\mathbf{x}} \mathcal{L}(c(\mathbf{x} + \delta_t), y)) \right)$$

where  $\alpha$  is the step size and  $\Pi_{\|\delta\|_\infty \leq \varepsilon}$  projects back onto the intersection of the  $\ell_\infty$  ball.

We perform `num_steps` = 5 gradient steps and keep the network in `eval()` mode so that only input gradients are computed. We use three perturbation budgets  $\varepsilon \in \{0.25 \times 10^{-3}, 1.5 \times 10^{-3}, 35 \times 10^{-3}\}$  and record the average **F1 score drop**:

$$\Delta \text{F1}(\varepsilon) = \text{F1}_{\text{clean}} - \text{F1}_{\text{adv}}(\varepsilon)$$

Here,  $\text{F1}_{\text{clean}}$  denotes the F1-score obtained on clean (i.e., unperturbed) test samples, while  $\text{F1}_{\text{adv}}(\varepsilon)$  denotes the F1-score computed on the same samples after being perturbed by the PGD attack with budget  $\varepsilon$ .

To ensure a fair comparison and efficient evaluation, both scores are computed over the same set of up to (depending on each dataset test set size) 10,000 randomly selected test samples.

## **D Additional experimental results**

We provide additional results to complement those presented in the main paper. Table S5 refers to the different tables and figures that can be found below. Importantly, all tables present average performance (for different metrics specified in caption), and Tables S47, S48, S33-S53 also report 95% bootstrap confidence intervals (mean [95% CI]) computed using the *percentile* method with 3000 resamples.

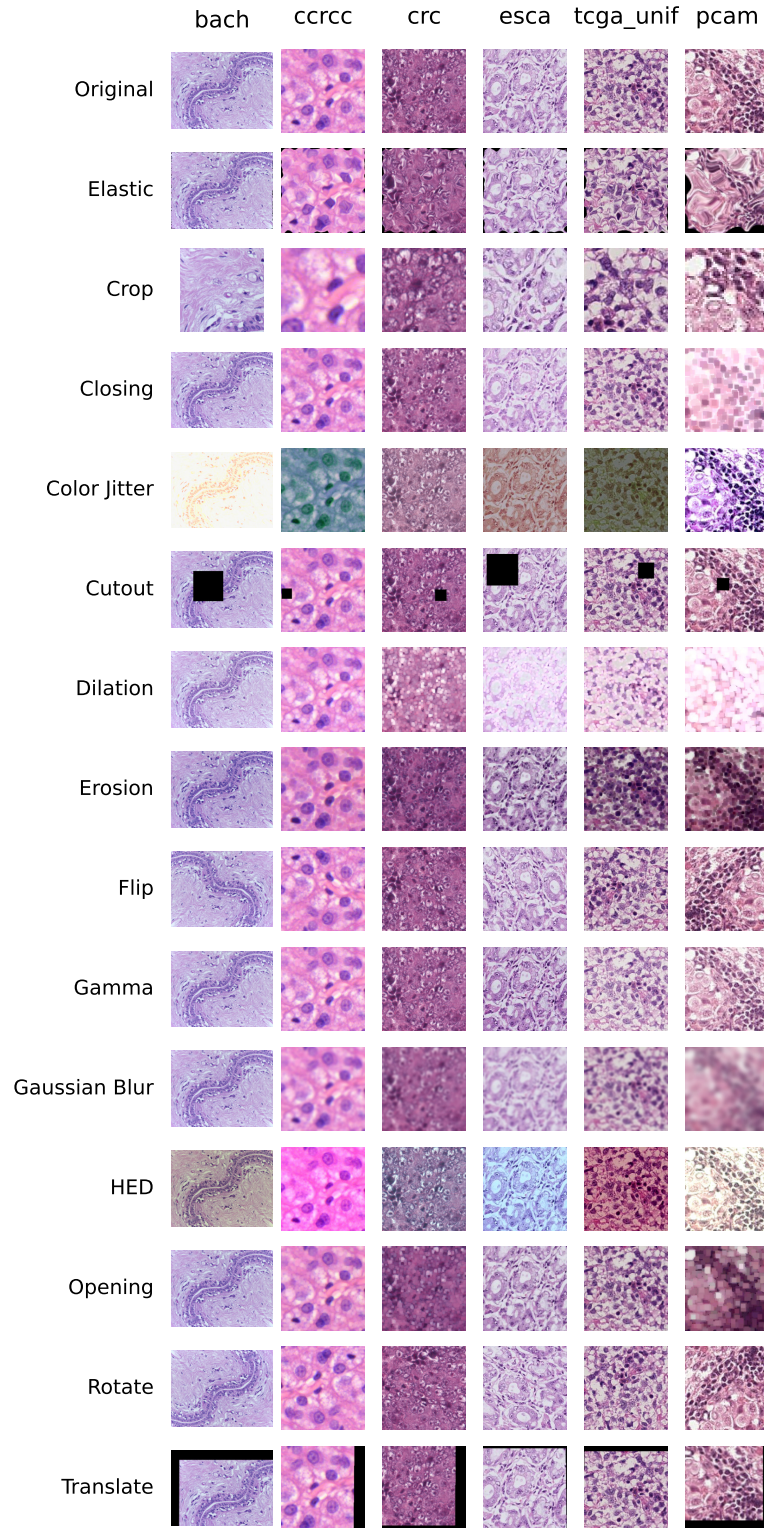


Figure S1: **Transformation invariance:** Visualization of transformations across datasets. One representative patch per dataset (*bach*, *ccrcc*, *crc*, *esca*, *tcga-unif*, and *pcam*) is shown under various transformations.



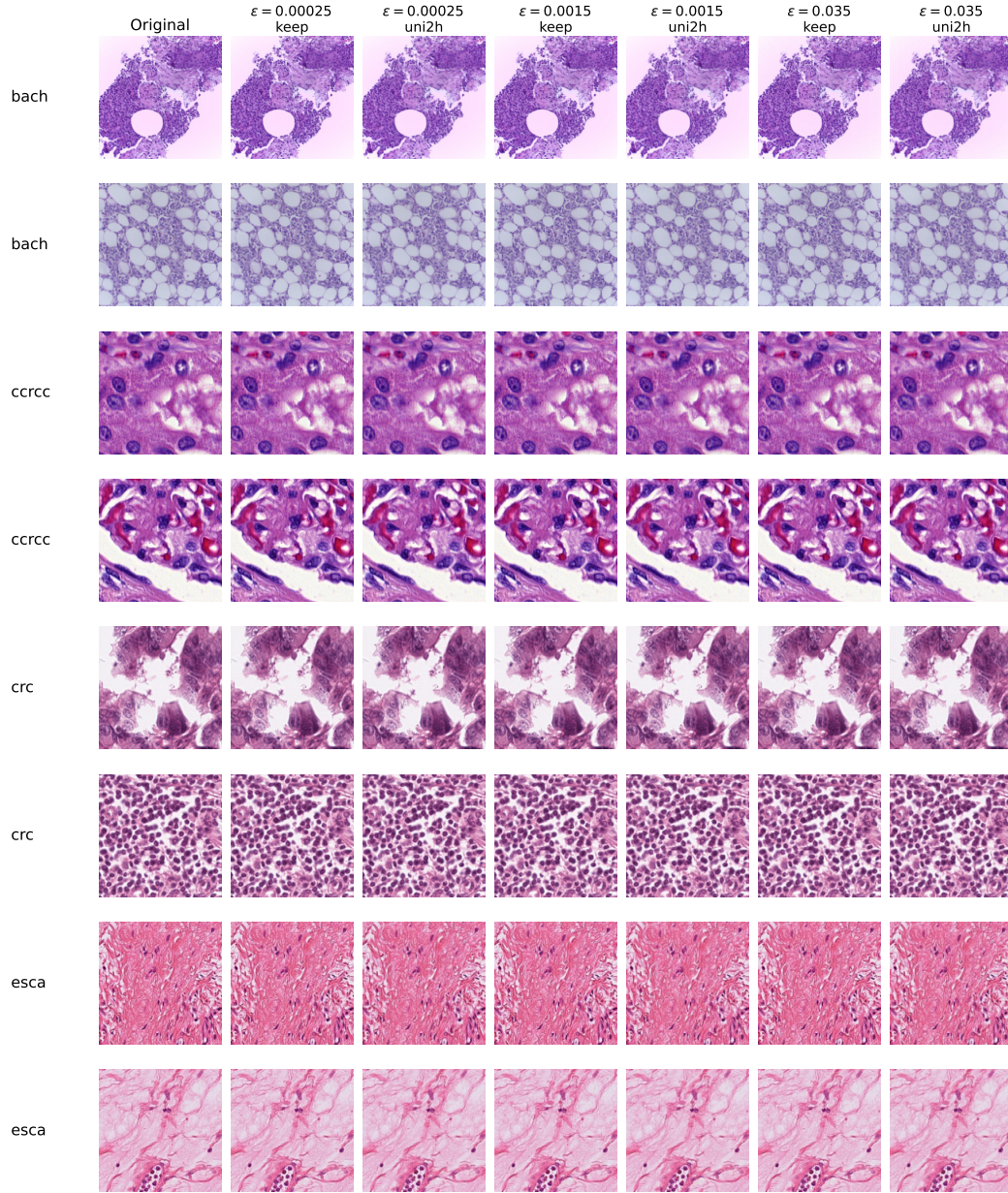
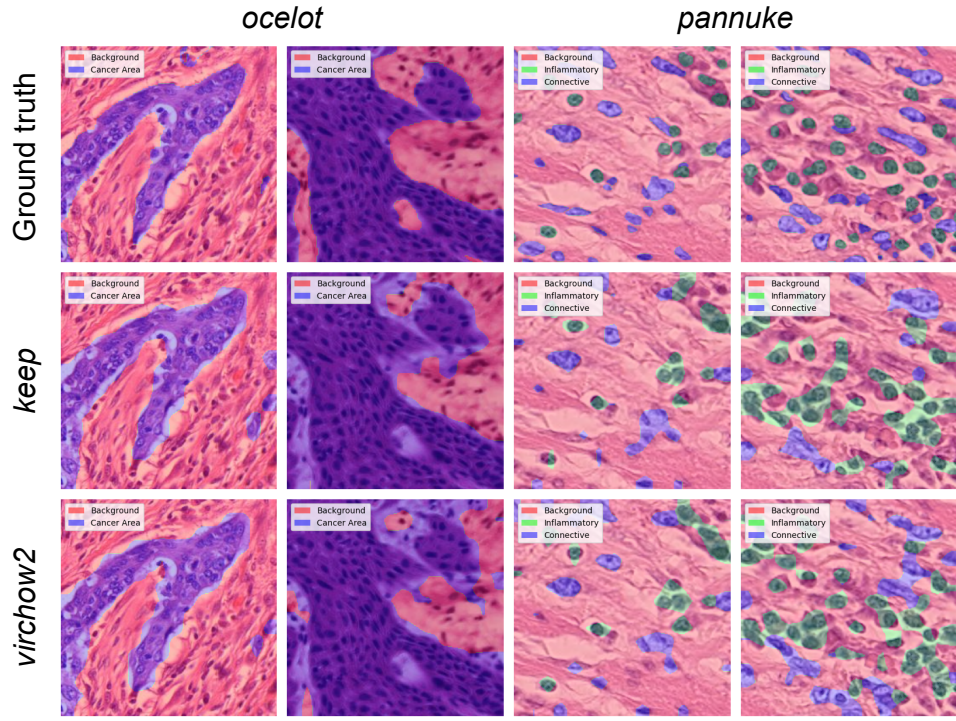
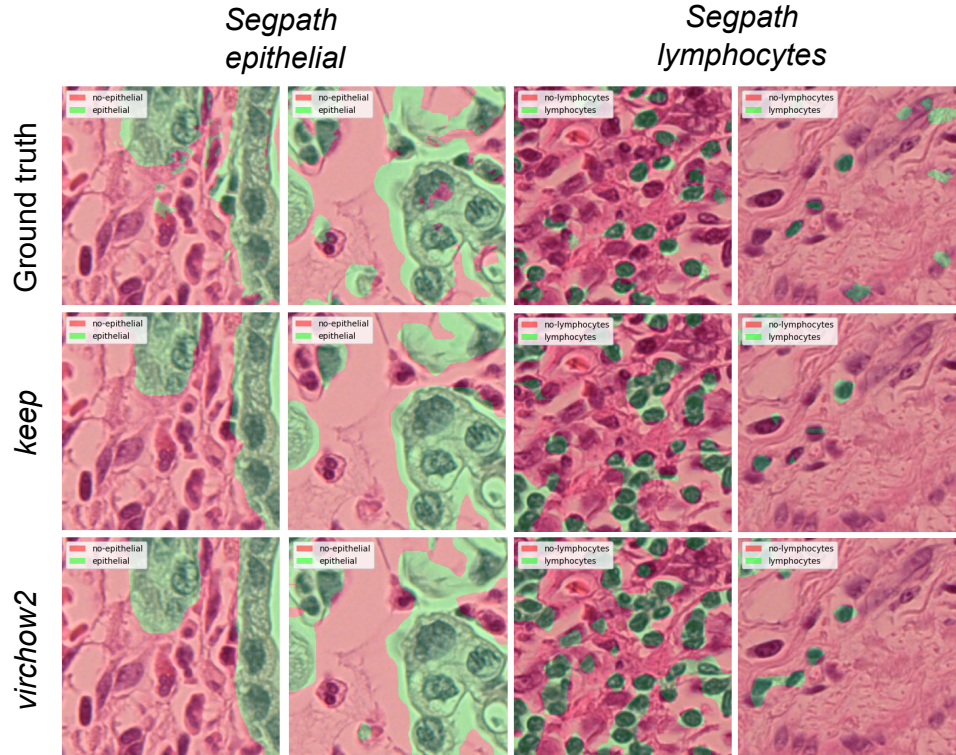


Figure S2: **Robustness to adversarial attacks:** Visualization of adversarial samples for the *bach*, *ccrcc*, *crc*, and *esca* datasets. Three different perturbation budgets ( $\epsilon = 0.00025$ ,  $0.0015$ , and  $0.035$ ) and two foundation models (*keep* and *uni2h*) are considered. Despite the increasing perturbation magnitude, no perceptually distinguishable differences are observable between the original and adversarial samples under visual inspection.



(a) *ocelot* and *pannuke*



(b) *segpath epithelial* and *segpath lymphocytes*

Figure S3: **Segmentation:** Visualization of segmentation samples for the *ocelot*, *pannuke*, *segpath epithelial*, and *segpath lymphocytes* datasets. Two foundation models (*keep* and *virchow2*) are considered.



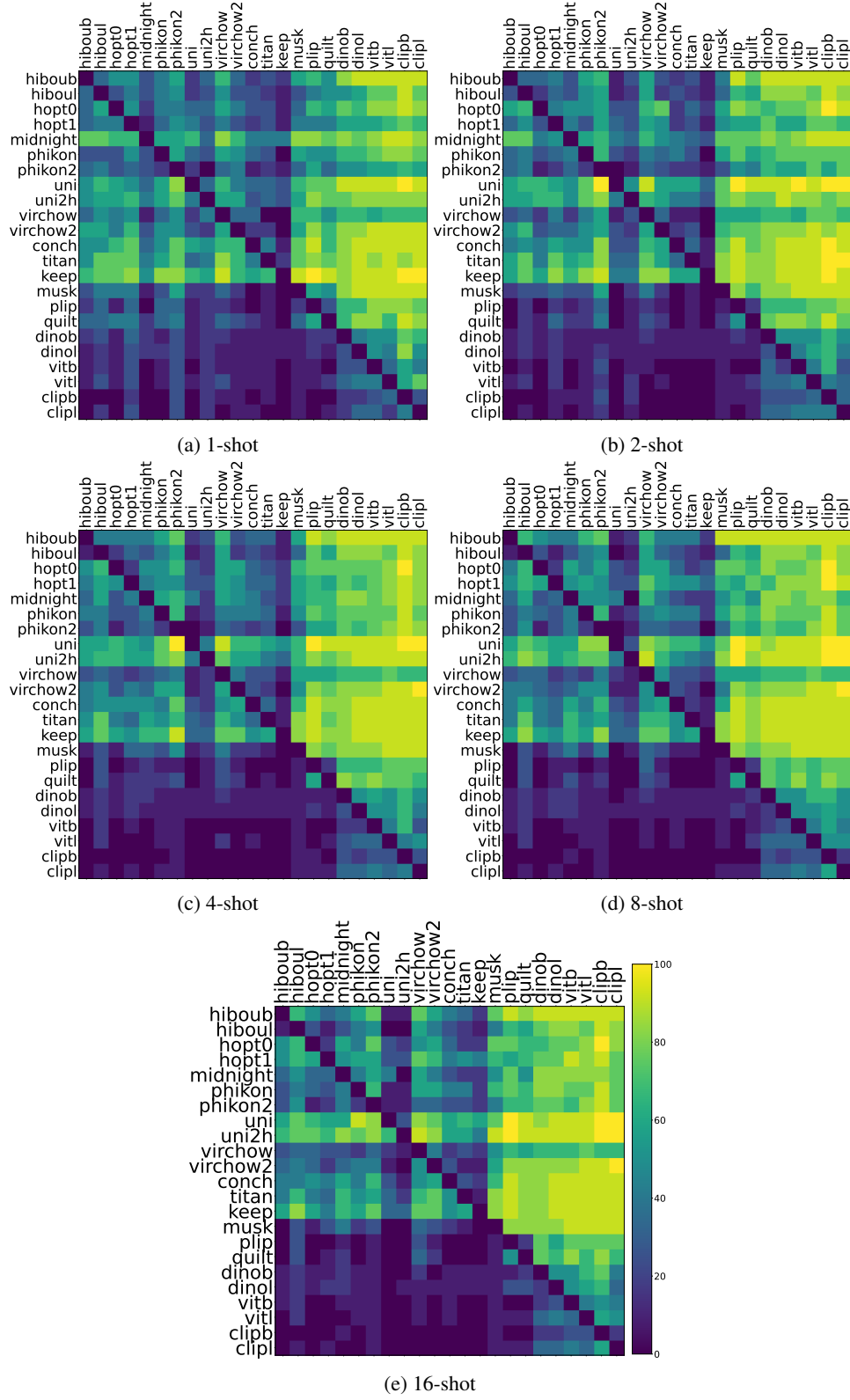


Figure S4: **Few-shot significance heatmaps:** Heatmaps for different numbers of shots (1, 2, 4, 8, 16). Each cell shows the proportion of classification datasets where the row model is significantly better than the column model. This is assessed by performing a Binomial test on per-sample binary accuracies, followed by a Benjamini-Hochberg p-value correction for each pair of models.

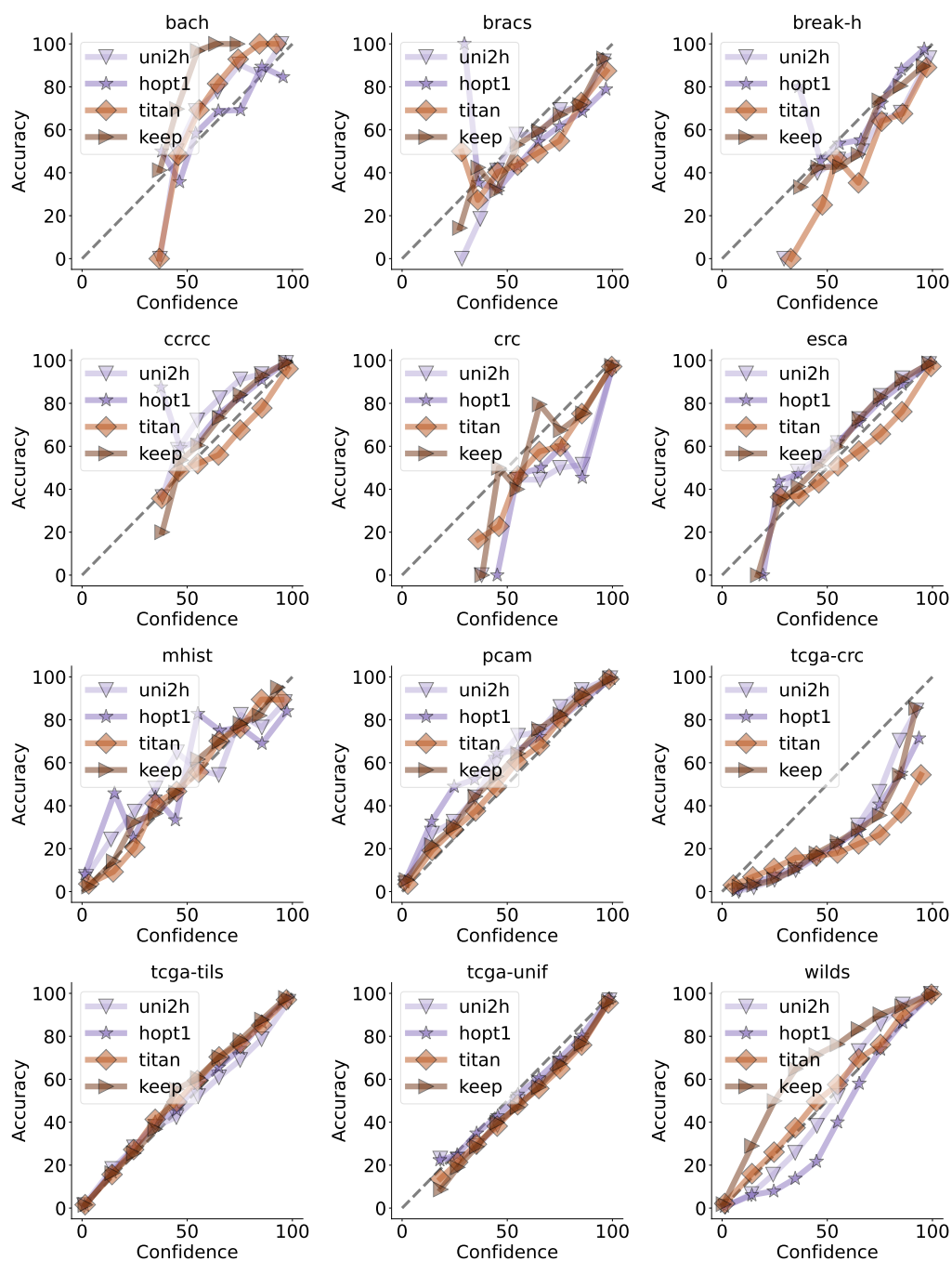
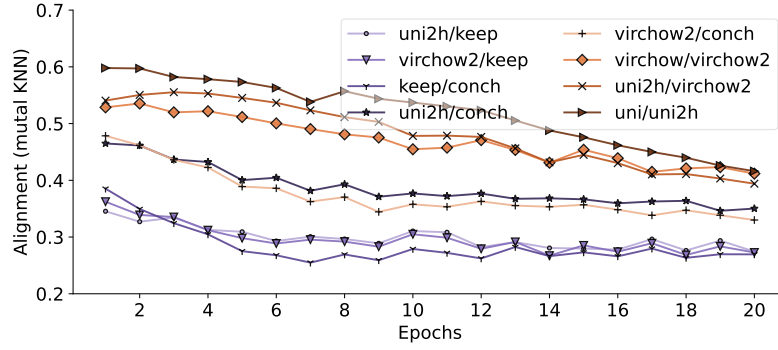
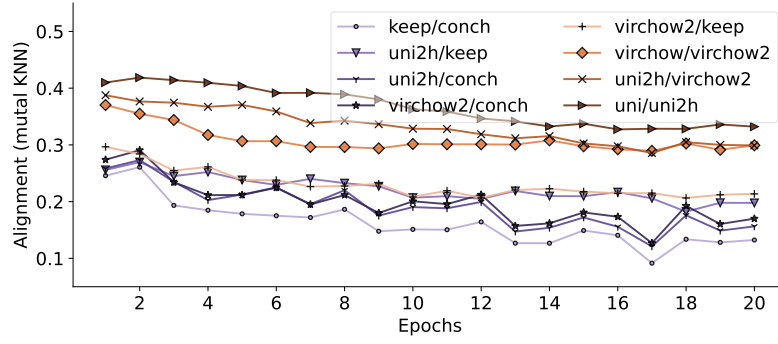


Figure S5: **Calibration**: Calibration curves for 4 selected models on all datasets.



(a) *bracs*



(b) *mhist*

Figure S6: **Pair-wise alignment evolution:** Evolution of pair-wise alignment (Mutual knn) between models during LoRA adaptation for the *bracs* and *mhist* datasets.

Table S6: **Transformation invariance:** Cosine similarity between original embeddings and embeddings of the transformed image, averaged across classification datasets (with per-model and per-transform means)

Model	Crop	Elastic	Dilation	Erosion	Opening	Closing	Gaussian	Blur	Color	Jitter	Translate	Cutout	HED	Flip	Rotate	Gamma	Mean
hopt0	0.53	0.35	0.38	0.35	0.49	0.41	0.50	0.82	0.82	0.89	0.90	0.97	0.96	0.97		0.67	
hopt	0.55	0.36	0.41	0.36	0.51	0.43	0.60	0.84	0.88	0.95	0.92	0.98	0.96	0.97		0.69	
midnight	0.52	0.29	0.45	0.48	0.62	0.55	0.59	0.85	0.81	0.95	0.91	0.99	0.98	0.97		0.71	
phikon2	0.61	0.48	0.52	0.50	0.59	0.56	0.60	0.74	0.82	0.94	0.78	0.95	0.89	0.95		0.71	
uni	0.52	0.39	0.51	0.50	0.63	0.58	0.64	0.77	0.81	0.92	0.83	0.95	0.92	0.97		0.71	
uni2h	0.61	0.37	0.52	0.47	0.64	0.56	0.67	0.86	0.83	0.93	0.92	0.92	0.89	0.98		0.73	
hiboub	0.55	0.54	0.61	0.60	0.68	0.67	0.66	0.78	0.68	0.83	0.96	0.98	0.98	0.98		0.75	
virchow	0.74	0.44	0.54	0.56	0.64	0.61	0.64	0.83	0.78	0.88	0.92	0.98	0.96	0.97		0.75	
virchow2	0.60	0.44	0.54	0.49	0.63	0.57	0.62	0.91	0.85	0.97	0.95	0.99	0.99	0.99		0.75	
musk	0.82	0.45	0.54	0.55	0.60	0.60	0.75	0.85	0.87	0.93	0.96	0.99	0.98	0.98		0.78	
hiboul	0.56	0.60	0.58	0.57	0.66	0.64	0.68	0.76	0.83	0.92	0.96	1.00	0.99	0.97		0.77	
keep	0.69	0.50	0.58	0.62	0.73	0.67	0.73	0.77	0.86	0.96	0.92	0.98	0.96	0.98		0.78	
phikon	0.66	0.60	0.64	0.64	0.73	0.70	0.69	0.76	0.88	0.96	0.82	0.97	0.94	0.96		0.78	
conch	0.76	0.61	0.67	0.65	0.76	0.71	0.66	0.79	0.85	0.87	0.96	0.99	0.99	0.99		0.80	
titan	0.81	0.68	0.76	0.77	0.81	0.81	0.72	0.76	0.88	0.90	0.94	0.98	0.97	0.99		0.84	
vitb	0.83	0.64	0.77	0.80	0.83	0.81	0.83	0.69	0.90	0.94	0.92	0.98	0.96	0.99		0.85	
vitl	0.85	0.72	0.82	0.84	0.86	0.87	0.83	0.72	0.91	0.92	0.92	0.98	0.97	0.99		0.87	
dinob	0.89	0.51	0.73	0.83	0.79	0.85	0.85	0.96	0.96	0.98	0.99	0.99	0.98	1.00		0.88	
clipl	0.89	0.70	0.80	0.86	0.85	0.86	0.82	0.90	0.91	0.91	0.97	0.99	0.98	0.99		0.89	
dinol	0.92	0.47	0.75	0.84	0.82	0.86	0.87	0.96	0.97	0.98	0.99	0.99	0.99	1.00		0.89	
plip	0.89	0.84	0.88	0.88	0.89	0.91	0.85	0.83	0.94	0.97	0.94	0.99	0.98	0.99		0.91	
quilt	0.88	0.86	0.87	0.88	0.89	0.89	0.86	0.83	0.94	0.99	0.93	0.99	0.98	0.98		0.91	
clipb	0.92	0.85	0.88	0.91	0.88	0.92	0.83	0.93	0.96	0.97	0.98	0.99	0.99	0.99		0.93	
Mean	0.72	0.55	0.64	0.65	0.72	0.70	0.72	0.82	0.87	0.93	0.93	0.98	0.96	0.98	0.98	0.80	

Table S7: **Transformation invariance:** Per-dataset cosine similarity between original embeddings and embeddings of the transformed image, averaged across transforms.

Model	bach	ccrcc	crc	esca	pcam	tcga-crc	tcga-unif	tcga-tils	wilds	Mean
hopt0	0.90	0.68	0.63	0.66	0.61	0.79	0.66	0.52	0.55	0.67
hopt1	0.90	0.71	0.67	0.71	0.61	0.80	0.69	0.56	0.60	0.69
midnight	0.92	0.79	0.69	0.77	0.58	0.82	0.67	0.58	0.60	0.71
phikon2	0.90	0.73	0.69	0.73	0.62	0.82	0.74	0.54	0.61	0.71
uni	0.91	0.74	0.69	0.72	0.56	0.83	0.73	0.60	0.59	0.71
uni2h	0.94	0.77	0.67	0.73	0.59	0.84	0.74	0.65	0.60	0.73
hiboub	0.93	0.83	0.75	0.73	0.56	0.88	0.76	0.68	0.63	0.75
virchow	0.88	0.84	0.73	0.78	0.63	0.79	0.78	0.66	0.65	0.75
virchow2	0.95	0.76	0.73	0.75	0.62	0.87	0.77	0.66	0.67	0.75
musk	0.94	0.79	0.78	0.74	0.73	0.79	0.73	0.76	0.74	0.78
hiboul	0.96	0.85	0.77	0.76	0.56	0.90	0.78	0.68	0.63	0.77
keep	0.96	0.79	0.77	0.80	0.65	0.88	0.78	0.71	0.70	0.78
phikon	0.92	0.80	0.76	0.82	0.71	0.87	0.82	0.62	0.72	0.78
conch	0.93	0.83	0.79	0.78	0.73	0.82	0.78	0.81	0.76	0.80
titan	0.94	0.86	0.83	0.82	0.79	0.86	0.82	0.84	0.82	0.84
vitb	0.93	0.89	0.82	0.87	0.75	0.92	0.88	0.79	0.79	0.85
vitl	0.93	0.91	0.85	0.89	0.78	0.93	0.90	0.83	0.83	0.87
dinob	0.98	0.91	0.88	0.91	0.77	0.95	0.91	0.80	0.78	0.88
clipl	0.98	0.91	0.90	0.87	0.79	0.93	0.88	0.87	0.85	0.89
dinovl	0.99	0.92	0.89	0.91	0.77	0.96	0.92	0.81	0.79	0.89
plip	0.97	0.93	0.93	0.88	0.88	0.92	0.90	0.91	0.90	0.91
quilt	0.97	0.95	0.94	0.85	0.87	0.91	0.87	0.93	0.91	0.91
clipb	0.98	0.95	0.94	0.93	0.86	0.95	0.94	0.91	0.89	0.93
Mean	0.94	0.83	0.79	0.80	0.70	0.87	0.80	0.73	0.72	0.80

Table S8: Aggregated quantitative performance (Balanced accuracy) on k-nn classification.

Model	all	nb classes		magnif.			cancer type		
		2	>2	$\geq 40 \times$	$< 40 \times$	$\geq 20 \times$	breast	crc	multi
hiboub	76.7	80.7	73.9	66.4	77.5	83.5	78.3	74.2	73.0
hiboul	76.2	81.1	72.7	66.6	76.7	82.8	75.8	78.0	73.8
hopt0	80.1	83.4	77.7	75.8	77.7	86.2	78.1	78.8	79.7
hopt1	81.2	<b>84.1</b>	79.1	76.0	79.5	87.2	79.1	<b>79.2</b>	81.3
midnight	78.6	80.7	77.1	67.0	81.8	83.4	75.8	76.1	<b>81.7</b>
phikon	73.5	77.7	70.4	67.2	71.3	80.8	69.8	74.0	72.3
phikon2	70.8	75.8	67.3	59.3	70.9	79.3	65.4	73.0	73.3
uni	79.6	82.4	77.6	74.7	77.6	85.7	79.3	77.1	77.2
uni2h	<b>82.2</b>	83.6	<b>81.3</b>	75.3	<b>82.8</b>	86.8	<b>82.6</b>	78.0	81.0
virchow	74.7	81.9	69.5	64.3	72.8	84.8	70.0	76.2	74.3
virchow2	81.7	83.2	80.6	<b>76.0</b>	80.7	<b>87.3</b>	81.5	79.1	78.2
conch	78.0	79.9	76.6	71.3	78.4	82.6	78.4	76.5	72.0
titan	79.0	81.0	77.7	75.0	78.1	83.3	80.3	77.0	73.6
keep	80.6	82.0	79.5	74.8	80.3	85.2	80.9	75.7	77.6
musk	76.3	80.5	73.3	73.8	73.0	82.3	77.7	76.4	69.2
plip	68.3	76.8	62.2	57.1	69.7	75.0	68.1	72.0	63.5
quilt	69.2	77.7	63.1	60.6	69.2	75.7	70.4	73.4	63.8
dinob	68.8	77.7	62.5	61.6	66.6	77.0	68.0	75.5	58.6
dinol	70.2	79.2	63.7	63.3	67.1	79.2	70.1	76.7	59.2
vitb	65.1	74.6	58.3	56.5	64.0	72.9	65.0	72.1	57.1
vitl	68.3	76.8	62.2	61.9	66.4	75.5	68.4	74.3	59.8
clipb	62.7	73.5	55.1	55.8	59.6	71.9	62.7	69.5	53.7
clipl	64.8	74.3	58.0	55.7	63.4	73.5	65.4	69.3	57.4

Table S9: Aggregated quantitative performance (F1 score) on k-nn classification.

Model	all	nb classes		magnif.			cancer type		
		2	>2	$\geq 40 \times$	$< 40 \times$	$\geq 20 \times$	breast	crc	multi
hiboub	75.8	80.5	72.5	65.2	76.8	82.5	77.7	72.8	75.0
hiboul	75.2	80.8	71.1	64.7	75.9	82.1	75.1	76.4	76.0
hopt0	79.2	82.4	76.9	74.9	76.7	85.6	77.4	76.2	81.2
hopt1	80.5	<b>83.2</b>	78.6	<b>75.9</b>	78.1	<b>87.1</b>	78.5	77.2	<b>82.8</b>
midnight	78.2	80.3	76.7	66.6	81.1	83.4	75.1	75.1	82.5
phikon	72.8	77.3	69.6	65.6	71.1	80.3	69.3	72.7	74.2
phikon2	70.1	75.4	66.4	58.2	70.4	78.8	64.8	71.7	74.9
uni	78.8	81.9	76.6	73.5	76.9	85.2	78.5	75.6	79.0
uni2h	<b>81.7</b>	83.1	<b>80.7</b>	75.5	<b>81.7</b>	86.3	<b>82.4</b>	76.6	82.1
virchow	74.2	81.3	69.1	63.8	72.2	84.4	70.0	74.2	75.7
virchow2	81.2	83.0	79.9	75.4	80.2	86.9	80.8	<b>77.8</b>	79.8
conch	77.3	79.8	75.5	70.4	77.4	82.3	77.0	75.3	73.7
titan	78.6	80.7	77.2	74.5	77.3	83.5	79.7	75.6	75.3
keep	79.7	81.6	78.4	73.3	79.7	84.7	79.9	74.7	78.5
musk	75.6	80.3	72.2	72.5	72.2	82.1	76.5	75.2	71.2
plip	67.8	76.4	61.7	55.5	69.5	74.9	67.8	70.4	65.4
quilt	68.3	77.3	62.0	59.2	68.5	75.0	69.5	71.8	65.7
dinob	67.9	76.9	61.5	60.3	64.7	77.7	67.0	73.8	59.5
dinol	69.5	78.6	63.1	62.0	66.0	79.7	69.4	74.9	60.8
vitb	64.4	74.4	57.3	54.8	63.3	73.0	64.1	71.0	58.9
vitl	67.5	76.0	61.4	60.5	65.0	76.0	67.1	72.3	61.5
clipb	61.9	73.3	53.7	54.0	58.7	71.8	61.8	67.5	56.0
clipl	64.2	74.1	57.2	54.5	62.6	73.6	64.5	68.0	59.7



Table S10: Aggregated quantitative performance (Balanced accuracy) on linear probing.

Model	all	nb classes		magnif.			cancer type		
		2	>2	$\geq 40\times$	$<40\times$	$<20\times$	breast	crc	multi
hiboub	78.5	85.1	73.8	68.1	78.6	86.2	75.8	80.4	78.5
hiboul	81.9	87.4	77.9	73.1	82.2	88.0	80.2	83.4	81.4
hopt0	81.5	<b>87.6</b>	77.1	71.5	81.1	89.5	77.2	83.5	83.8
hopt1	83.8	87.5	81.2	77.3	83.0	89.8	81.5	83.7	84.8
midnight	83.1	86.2	80.8	70.0	<b>85.9</b>	89.3	80.1	81.7	<b>87.1</b>
phikon	79.3	85.0	75.3	69.8	79.2	86.7	75.7	79.9	82.2
phikon2	77.5	84.1	72.8	64.5	78.3	86.4	73.4	78.7	83.2
uni	81.6	86.6	78.0	73.4	80.3	89.3	78.9	82.4	81.2
uni2h	<b>84.5</b>	87.0	<b>82.6</b>	<b>77.5</b>	84.6	89.5	<b>84.5</b>	82.1	83.6
virchow	80.6	86.9	76.0	70.9	78.9	<b>89.8</b>	75.8	82.5	81.4
virchow2	83.0	86.4	80.5	75.9	82.5	88.9	79.0	<b>84.0</b>	83.5
conch	80.6	84.4	77.9	71.9	80.5	87.3	80.2	81.1	76.1
titan	81.9	85.3	79.4	75.4	80.8	88.0	81.8	81.6	78.7
keep	81.7	85.3	79.2	73.2	81.7	88.1	79.7	81.0	79.8
musk	79.2	84.0	75.9	74.1	77.0	85.9	79.5	79.4	75.8
plip	71.4	80.9	64.6	59.2	71.0	81.0	68.6	76.6	69.9
quilt	71.2	81.1	64.2	59.9	71.3	79.7	71.6	76.8	69.3
dinob	75.3	81.8	70.6	69.7	72.1	83.4	74.7	79.6	68.5
dinol	75.8	82.1	71.4	69.7	73.6	83.2	75.0	80.4	69.3
vitb	72.7	80.4	67.3	66.8	70.5	80.0	71.3	77.9	67.8
vitl	73.4	81.2	67.8	66.3	70.8	81.8	71.6	78.3	70.0
clipb	66.8	77.1	59.4	54.9	66.0	76.8	62.3	75.4	64.2
clipl	72.0	80.1	66.2	62.5	69.9	81.6	70.7	75.7	68.0

Table S11: Aggregated quantitative performance (F1 score) on linear probing.

Model	all	nb classes		magnif.			cancer type		
		2	>2	$\geq 40\times$	$<40\times$	$<20\times$	breast	crc	multi
hiboub	78.0	84.6	73.3	68.5	77.1	86.1	75.5	78.9	79.9
hiboul	81.2	86.2	77.5	73.5	80.6	87.6	80.0	80.8	82.8
hopt0	81.4	<b>86.6</b>	77.7	72.6	80.2	89.5	77.7	81.2	85.2
hopt1	83.3	86.5	81.0	77.3	81.4	<b>90.1</b>	80.9	81.5	86.0
midnight	82.9	85.7	80.9	70.4	<b>85.1</b>	89.5	80.0	80.5	<b>88.1</b>
phikon	78.5	84.0	74.5	68.9	78.2	85.9	75.0	77.8	83.3
phikon2	76.5	83.6	71.4	62.6	77.3	85.8	72.5	77.4	84.3
uni	81.3	85.9	78.0	73.6	79.5	89.2	78.8	80.5	82.7
uni2h	<b>83.9</b>	86.0	<b>82.4</b>	<b>77.8</b>	82.9	89.7	<b>84.5</b>	79.8	84.6
virchow	80.2	85.9	76.2	71.4	78.2	89.4	76.0	80.5	82.8
virchow2	82.7	85.4	80.8	76.2	81.7	88.8	78.8	<b>82.1</b>	84.7
conch	80.2	84.0	77.5	72.3	79.7	86.9	80.2	79.2	78.0
titan	80.8	84.3	78.3	75.0	78.4	88.0	80.5	79.1	79.7
keep	81.1	84.3	78.8	73.8	79.8	88.2	79.0	78.8	81.3
musk	79.0	83.6	75.7	75.4	75.9	85.5	79.2	78.1	77.7
plip	71.0	79.7	64.8	60.2	70.0	80.3	68.9	74.2	71.0
quilt	71.0	80.4	64.3	61.3	70.3	79.3	71.8	75.2	70.5
dinob	74.8	80.8	70.5	70.1	70.7	83.3	74.4	77.2	70.2
dinol	75.3	81.0	71.2	70.2	72.2	83.0	75.1	77.4	71.1
vitb	71.9	79.7	66.3	66.7	69.2	79.0	70.8	75.8	69.6
vitl	72.8	80.5	67.4	66.1	70.0	81.5	71.3	76.5	71.7
clipb	65.8	75.3	59.1	55.4	63.8	76.2	61.9	71.3	65.8
clipl	71.3	79.1	65.8	62.3	68.6	81.5	70.6	73.3	69.5

Table S12: Aggregated quantitative performance (Balanced accuracy) on 1-shot classification.

Model	all	nb classes		magnif.			cancer type		
		2	>2	$\geq 40\times$	$<40\times$	$<20\times$	breast	crc	multi
hiboub	73.6	73.4	73.7	69.8	72.9	77.3	74.7	71.3	67.8
hiboul	71.0	72.2	70.1	68.6	70.8	73.1	70.5	66.3	71.2
hopt0	72.4	71.4	73.2	69.5	74.5	72.1	65.1	71.6	<b>77.0</b>
hopt1	69.5	61.7	75.0	69.0	71.9	66.8	62.3	72.8	64.8
midnight	72.5	73.4	71.8	59.4	75.5	78.6	67.2	72.7	72.0
phikon	73.4	75.9	71.6	69.1	71.6	78.8	71.2	72.7	68.1
phikon2	69.3	67.6	70.4	66.6	64.2	77.5	68.0	67.8	58.0
uni	76.2	76.1	76.3	<b>73.6</b>	74.3	80.4	76.6	72.7	71.2
uni2h	75.3	71.3	<b>78.1</b>	71.1	73.6	80.5	76.3	<b>73.9</b>	62.0
virchow	68.1	69.9	66.8	62.5	63.5	78.0	63.5	71.6	56.7
virchow2	72.8	72.2	73.3	65.2	75.2	75.5	71.1	68.5	73.0
conch	74.5	74.7	74.4	68.1	73.8	80.2	75.6	70.5	66.0
titan	75.0	74.7	75.2	70.8	72.2	81.7	<b>77.2</b>	72.2	62.5
keep	<b>77.0</b>	<b>78.2</b>	76.1	69.8	<b>76.6</b>	<b>83.0</b>	76.4	72.4	72.4
musk	70.0	68.9	70.8	68.0	69.1	72.8	69.3	70.1	60.6
plip	65.0	68.2	62.7	62.5	63.7	68.5	62.9	67.7	57.9
quilt	67.7	72.2	64.5	66.4	64.8	72.4	67.4	70.6	58.7
dinob	61.9	63.8	60.6	62.2	56.9	67.9	61.2	68.7	44.0
dinol	60.7	63.4	58.8	58.9	57.2	66.6	60.1	68.9	44.8
vitb	59.2	64.5	55.4	55.0	56.8	65.3	59.6	64.0	48.0
vitl	59.0	63.3	55.9	55.0	55.5	66.3	57.5	65.9	43.8
clipb	54.7	59.7	51.1	51.6	54.0	57.8	51.9	61.3	47.9
clipl	57.6	60.9	55.3	52.6	55.5	64.0	56.2	63.5	45.3

Table S13: Aggregated quantitative performance (F1 score) on 1-shot classification.

Model	all	nb classes		magnif.			cancer type		
		2	>2	$\geq 40\times$	$<40\times$	$<20\times$	breast	crc	multi
hiboub	66.3	65.9	66.6	65.8	65.0	68.5	71.4	64.5	54.9
hiboul	64.0	63.9	64.0	65.7	63.1	63.8	66.6	58.8	60.1
hopt0	66.8	65.2	67.9	65.3	69.7	64.2	61.8	66.4	<b>66.4</b>
hopt1	60.3	48.1	68.9	64.0	61.8	55.6	55.1	64.9	45.9
midnight	69.2	71.1	67.9	57.8	<b>72.1</b>	74.2	65.3	<b>71.5</b>	65.2
phikon	66.3	67.3	65.7	66.0	63.4	70.2	68.9	64.0	55.3
phikon2	59.9	54.4	63.8	63.3	50.8	68.7	64.8	57.5	35.8
uni	69.8	69.1	70.2	<b>71.0</b>	67.0	72.4	<b>74.2</b>	66.9	57.7
uni2h	67.4	60.2	<b>72.5</b>	68.6	62.5	72.5	73.1	66.2	41.7
virchow	61.7	62.0	61.4	58.7	55.6	71.4	60.7	67.2	39.8
virchow2	67.5	66.4	68.2	63.6	70.0	67.2	68.8	63.1	62.3
conch	68.7	69.3	68.3	65.2	68.0	72.2	72.7	65.9	54.1
titan	68.8	67.9	69.5	67.7	64.6	74.9	74.0	67.7	47.8
keep	<b>72.2</b>	<b>73.9</b>	70.9	66.4	71.8	<b>76.9</b>	73.9	69.4	61.9
musk	62.9	61.5	63.9	64.0	61.3	64.0	65.9	63.8	46.2
plip	58.7	61.0	57.0	58.4	57.3	60.6	60.1	61.4	45.5
quilt	61.5	66.1	58.2	63.3	57.9	64.6	64.8	65.0	46.7
dinob	54.3	54.2	54.5	59.5	46.7	60.1	57.0	63.5	26.2
dinol	52.9	53.9	52.2	55.0	47.8	57.8	54.5	65.0	27.7
vitb	51.8	56.8	48.2	49.1	48.9	57.4	54.3	58.1	35.9
vitl	50.7	53.9	48.4	49.1	44.5	59.6	51.7	58.8	27.2
clipb	46.5	48.8	44.9	48.5	45.6	46.2	45.3	54.0	34.3
clipl	48.9	49.7	48.3	48.1	44.7	54.8	51.3	55.0	28.2

Table S14: Aggregated quantitative performance (Balanced accuracy) on 2-shot classification.

Model	all	nb classes		magnif.			cancer type		
		2	>2	$\geq 40\times$	$<40\times$	$<20\times$	breast	crc	multi
				$\geq 20\times$					
hiboub	76.6	78.8	75.1	71.8	74.9	82.4	77.6	73.8	71.7
hiboul	73.2	74.5	72.2	70.1	73.3	75.4	72.0	70.5	72.6
hopt0	76.3	81.0	73.0	68.7	75.7	82.9	71.3	75.2	<b>80.2</b>
hopt1	74.6	72.6	76.1	69.5	76.1	76.7	69.2	75.9	73.3
midnight	72.7	74.8	71.1	56.7	76.1	80.3	68.6	72.3	73.4
phikon	74.9	79.7	71.4	68.9	73.3	81.3	70.9	73.8	74.4
phikon2	72.1	73.5	71.2	65.4	70.2	79.6	69.2	69.8	68.2
uni	<b>79.3</b>	<b>82.2</b>	77.3	<b>75.0</b>	77.0	<b>85.5</b>	78.5	75.7	77.5
uni2h	78.7	77.9	<b>79.3</b>	71.9	77.6	85.2	<b>79.5</b>	<b>76.9</b>	69.5
virchow	71.0	77.4	66.5	61.1	67.1	83.4	66.2	73.1	64.8
virchow2	75.0	77.7	73.2	64.5	77.1	80.4	73.4	72.5	75.7
conch	76.2	78.1	74.9	68.6	75.8	82.5	76.5	74.0	68.9
titan	77.5	79.4	76.2	71.2	76.4	83.6	78.5	75.0	70.1
keep	78.1	79.9	76.8	70.6	<b>78.0</b>	83.8	77.5	72.9	75.2
musk	73.3	76.4	71.1	69.3	71.0	79.2	73.2	72.0	66.6
plip	66.8	73.8	61.8	61.4	64.0	74.2	64.9	70.0	60.0
quilt	69.5	75.6	65.1	67.4	65.8	75.6	69.5	72.1	61.0
dinob	63.4	67.2	60.6	62.2	58.7	70.1	62.3	69.4	48.6
dinol	62.7	67.3	59.3	58.9	58.8	70.3	61.9	70.2	47.7
vitb	61.2	68.5	55.9	55.2	58.4	69.1	62.1	65.8	50.7
vitl	60.5	67.2	55.7	54.4	57.5	68.7	58.2	67.8	48.7
clipb	56.5	63.2	51.8	53.3	55.2	60.7	54.0	63.5	50.5
clipl	61.1	69.2	55.3	52.8	57.8	71.5	60.2	66.6	50.7

Table S15: Aggregated quantitative performance (F1 score) on 2-shot classification.

Model	all	nb classes		magnif.			cancer type		
		2	>2	$\geq 40\times$	$<40\times$	$<20\times$	breast	crc	multi
				$\geq 20\times$					
hiboub	71.0	73.7	69.1	68.8	68.8	75.5	75.0	69.0	61.6
hiboul	67.9	68.9	67.2	67.9	67.5	68.5	69.0	65.7	63.5
hopt0	72.1	77.3	68.4	65.7	71.7	77.5	69.0	70.8	<b>73.5</b>
hopt1	68.3	64.9	70.8	64.9	68.7	70.4	65.0	70.3	60.1
midnight	70.0	73.0	68.0	55.8	73.0	77.0	66.9	<b>71.3</b>	67.9
phikon	69.3	74.3	65.7	65.3	68.0	73.9	68.4	67.6	66.1
phikon2	65.3	65.4	65.2	62.4	62.0	71.5	66.4	62.9	53.8
uni	<b>74.4</b>	<b>77.7</b>	72.0	<b>72.6</b>	71.4	79.3	76.3	71.1	68.5
uni2h	72.6	69.8	<b>74.6</b>	69.8	68.8	<b>79.5</b>	<b>77.0</b>	70.5	55.0
virchow	65.7	71.6	61.4	57.6	60.6	78.1	63.6	68.8	53.0
virchow2	70.8	73.5	68.9	63.2	72.6	74.4	71.6	68.0	67.8
conch	71.5	74.2	69.6	66.6	70.7	76.2	74.2	70.3	59.5
titan	72.6	74.6	71.2	68.9	70.4	78.2	76.0	71.2	59.5
keep	74.2	77.0	72.2	67.8	<b>74.2</b>	79.0	75.5	70.6	67.5
musk	67.5	71.0	64.9	66.2	64.7	71.8	70.6	66.2	56.0
plip	61.7	69.0	56.4	57.9	59.1	67.7	62.7	65.4	50.5
quilt	64.1	70.9	59.3	64.6	59.8	69.2	67.2	67.1	51.5
dinob	56.9	60.3	54.5	59.3	50.5	63.2	58.4	65.7	34.2
dinol	55.9	60.1	53.0	55.4	50.8	62.8	57.2	67.1	33.2
vitb	55.1	62.9	49.6	50.2	52.1	62.6	58.6	61.1	40.1
vitl	53.9	60.8	49.0	49.1	49.3	63.2	53.2	62.9	36.0
clipb	49.8	55.4	45.9	50.7	48.6	50.8	48.6	58.3	39.2
clipl	54.3	62.1	48.8	48.5	49.4	64.9	56.8	59.9	37.8

Table S16: Aggregated quantitative performance (Balanced accuracy) on 4-shot classification.

Model	all	nb classes		magnif.			cancer type		
		2	>2	$\geq 40\times$	$<40\times$	$<20\times$	breast	crc	multi
				$\geq 20\times$					
hiboub	77.7	81.2	75.3	71.7	75.8	84.7	78.7	74.9	73.3
hiboul	73.8	75.8	72.3	69.3	74.1	76.7	72.3	71.3	73.8
hopt0	76.8	81.8	73.2	68.0	76.2	84.0	72.0	76.1	<b>80.8</b>
hopt1	76.7	77.6	76.2	70.2	78.3	79.7	70.8	77.4	80.4
midnight	72.9	75.1	71.4	56.3	76.9	80.3	69.5	72.3	73.9
phikon	75.6	81.0	71.7	70.1	73.4	82.5	71.0	75.2	76.0
phikon2	74.0	77.3	71.6	66.1	73.7	80.2	69.3	71.3	76.7
uni	79.8	<b>83.3</b>	77.2	<b>74.3</b>	77.7	<b>86.5</b>	78.2	77.3	78.8
uni2h	<b>80.5</b>	81.7	<b>79.7</b>	71.8	<b>81.1</b>	86.4	<b>79.8</b>	<b>78.0</b>	77.7
virchow	71.9	78.8	67.0	61.3	68.7	84.0	66.5	73.1	68.5
virchow2	75.9	79.4	73.5	64.3	77.5	82.8	74.4	75.1	75.4
conch	76.5	78.8	74.8	68.6	76.2	82.6	76.2	74.7	70.0
titan	78.0	80.1	76.5	71.2	77.4	83.7	78.7	75.4	72.2
keep	78.8	80.2	77.8	71.8	78.8	84.0	78.5	73.7	75.9
musk	74.1	78.2	71.2	70.0	71.1	81.0	73.9	73.3	67.9
plip	67.6	75.5	62.0	62.0	64.0	76.3	65.9	71.6	60.1
quilt	69.8	76.9	64.7	67.1	65.3	77.4	69.5	73.1	61.1
dinob	64.8	70.9	60.5	61.5	59.9	73.5	64.1	70.5	51.6
dinol	63.7	70.1	59.1	58.7	58.9	73.3	63.5	70.7	49.1
vitb	62.2	70.8	56.0	54.9	59.1	71.5	63.2	67.3	52.1
vitl	60.9	68.7	55.4	53.3	58.4	69.8	57.8	68.7	51.1
clipb	57.7	66.3	51.5	52.8	55.7	63.8	55.1	65.7	51.1
clipl	62.6	72.6	55.5	53.3	58.2	75.2	62.6	67.8	52.1

Table S17: Aggregated quantitative performance (F1 score) on 4-shot classification.

Model	all	nb classes		magnif.			cancer type		
		2	>2	$\geq 40\times$	$<40\times$	$<20\times$	breast	crc	multi
				$\geq 20\times$					
hiboub	72.9	76.9	70.0	69.7	70.2	78.5	76.5	70.3	65.2
hiboul	69.4	71.2	68.1	68.1	69.0	70.8	70.2	66.4	66.8
hopt0	73.2	78.7	69.3	66.1	72.6	79.2	70.2	71.7	<b>76.0</b>
hopt1	71.9	72.1	71.8	67.2	72.6	74.6	67.8	72.4	71.3
midnight	70.6	73.2	68.8	56.2	73.8	77.5	68.4	71.1	68.7
phikon	71.0	76.7	66.9	67.7	69.0	75.9	69.4	69.3	69.8
phikon2	68.5	71.8	66.2	63.7	67.8	73.0	67.1	65.4	67.3
uni	<b>75.6</b>	<b>79.8</b>	72.6	<b>72.8</b>	73.0	81.1	76.6	<b>72.5</b>	72.5
uni2h	75.6	75.7	<b>75.5</b>	69.9	74.2	<b>81.5</b>	<b>77.8</b>	72.4	67.3
virchow	67.3	74.0	62.5	58.4	63.1	79.3	64.4	68.9	58.8
virchow2	72.2	75.7	69.7	63.6	72.9	77.8	73.0	71.3	68.0
conch	72.1	75.1	70.0	66.9	71.4	77.0	74.4	70.7	61.8
titan	73.7	76.0	72.0	69.4	72.0	79.1	76.6	71.9	63.5
keep	75.2	77.5	73.6	69.5	<b>75.1</b>	79.7	76.9	70.9	69.3
musk	68.9	73.5	65.6	67.6	65.4	74.2	71.8	67.7	59.0
plip	62.9	71.0	57.2	59.5	58.9	70.4	64.2	67.0	51.5
quilt	65.1	72.7	59.7	65.5	59.7	71.5	67.9	68.2	52.8
dinob	59.2	65.3	54.9	59.2	52.4	67.8	61.2	66.9	39.1
dinol	57.8	63.9	53.3	55.7	51.5	67.1	59.9	67.8	36.0
vitb	56.7	66.1	50.1	50.4	53.1	66.0	60.2	63.0	43.0
vitl	55.1	63.2	49.3	49.1	50.7	65.1	53.6	64.1	40.0
clipb	51.8	59.7	46.1	50.6	49.0	56.1	51.3	60.5	40.4
clipl	56.6	66.5	49.5	49.3	50.8	69.2	59.9	61.8	40.8

Table S18: Aggregated quantitative performance (Balanced accuracy) on 8-shot classification.

Model	all	nb classes		magnif.			cancer type		
		2	>2	$\geq 40\times$	$<40\times$	$<20\times$	breast	crc	multi
hiboub	78.3	81.9	75.7	72.4	76.2	85.2	79.4	75.8	73.8
hiboul	73.8	76.1	72.1	68.6	74.3	76.9	72.3	71.8	74.0
hopt0	76.5	81.7	72.8	67.2	76.2	83.9	71.4	77.0	80.7
hopt1	78.1	80.5	76.4	70.2	79.5	82.4	72.7	78.6	<b>82.3</b>
midnight	72.6	75.3	70.6	54.5	77.4	80.1	68.9	72.7	74.2
phikon	76.1	81.5	72.2	71.0	73.4	83.2	71.7	76.0	75.8
phikon2	74.7	78.2	72.1	67.1	74.2	80.9	70.1	72.0	77.9
uni	79.8	<b>83.7</b>	77.0	<b>74.4</b>	77.4	86.9	78.1	78.3	78.8
uni2h	<b>81.5</b>	83.3	<b>80.3</b>	72.3	<b>82.6</b>	<b>87.1</b>	<b>80.6</b>	<b>79.1</b>	80.2
virchow	72.3	79.5	67.2	61.8	69.5	83.8	66.8	73.2	70.1
virchow2	75.9	79.5	73.4	63.8	77.6	82.9	74.7	75.7	74.8
conch	76.8	79.0	75.2	69.4	76.7	82.6	77.0	74.9	70.3
titan	78.2	80.3	76.7	71.7	77.9	83.3	78.8	75.3	73.5
keep	78.8	80.3	77.8	71.8	78.9	84.1	78.4	73.9	76.1
musk	74.4	78.6	71.5	70.0	71.6	81.3	74.1	73.9	68.6
plip	67.7	75.9	61.9	61.3	64.3	76.8	66.1	71.9	60.4
quilt	70.0	77.2	64.8	66.9	65.6	77.8	69.7	73.1	61.4
dinob	65.6	72.6	60.7	60.4	61.7	74.4	64.9	71.5	53.6
dinol	64.1	71.2	59.1	58.8	59.1	74.4	64.0	70.9	50.1
vitb	62.7	71.7	56.3	55.4	59.3	72.4	63.5	68.4	52.9
vitl	61.5	69.9	55.5	53.5	59.3	70.3	58.2	69.5	53.1
clipb	58.1	67.8	51.2	52.6	55.6	65.4	56.0	66.0	51.6
clipl	63.1	73.5	55.7	53.4	59.0	75.6	63.3	68.1	53.6

Table S19: Aggregated quantitative performance (F1 score) on 8-shot classification.

Model	all	nb classes		magnif.			cancer type		
		2	>2	$\geq 40\times$	$<40\times$	$<20\times$	breast	crc	multi
hiboub	73.9	78.1	70.9	70.7	71.3	79.6	77.4	71.2	67.2
hiboul	69.9	71.9	68.5	68.0	69.7	71.5	70.7	66.9	67.8
hopt0	73.3	79.1	69.1	65.7	72.8	79.5	69.7	72.8	<b>77.0</b>
hopt1	74.1	76.5	72.4	67.6	74.9	78.0	70.2	74.2	75.9
midnight	70.4	73.3	68.3	54.7	74.1	77.5	68.0	71.3	69.2
phikon	71.8	77.8	67.6	68.5	69.6	77.1	70.2	70.5	70.8
phikon2	70.0	74.1	67.0	64.8	69.6	74.4	67.9	67.0	71.2
uni	76.2	<b>80.8</b>	73.0	<b>73.1</b>	73.4	82.1	76.7	73.9	74.0
uni2h	<b>77.5</b>	78.7	<b>76.7</b>	71.1	<b>77.0</b>	<b>82.9</b>	<b>79.0</b>	<b>74.3</b>	72.7
virchow	68.2	75.4	63.1	59.3	64.4	79.7	64.9	69.5	61.9
virchow2	72.4	76.1	69.8	63.3	73.1	78.4	73.3	72.1	68.1
conch	72.9	75.7	71.0	68.3	72.0	77.5	75.5	71.1	63.1
titan	74.5	76.9	72.7	70.3	73.1	79.3	77.1	72.2	66.3
keep	75.6	77.9	74.0	70.1	75.4	80.0	77.1	71.3	70.4
musk	69.7	74.4	66.3	68.1	66.5	75.0	72.4	68.4	61.2
plip	63.5	71.8	57.5	59.2	59.9	71.2	64.7	67.4	53.0
quilt	65.6	73.3	60.1	65.4	60.4	72.2	68.3	68.3	54.2
dinob	60.5	67.7	55.3	58.4	54.8	69.2	62.2	67.6	43.2
dinol	58.9	65.8	54.0	56.4	52.5	68.7	61.1	67.9	38.6
vitb	57.6	67.7	50.5	51.1	53.7	67.4	60.7	64.5	44.8
vitl	56.2	65.4	49.7	49.3	52.6	66.0	54.2	65.2	44.1
clipb	52.9	62.2	46.2	51.0	49.4	58.7	53.1	60.9	42.2
clipl	57.6	68.2	50.1	49.7	52.6	69.9	60.8	62.3	44.2

Table S20: Aggregated quantitative performance (Balanced accuracy) on 16-shot classification.

Model	all	nb classes		magnif.			cancer type		
		2	>2	$\geq 40\times$	$<40\times$	$<20\times$	breast	crc	multi
hiboub	78.2	81.9	75.5	71.6	76.5	85.3	79.1	76.0	74.2
hiboul	74.1	76.4	72.4	68.4	74.8	77.3	72.7	71.8	74.7
hopt0	76.4	81.5	72.8	67.1	75.9	84.0	71.3	77.1	80.7
hopt1	78.4	81.3	76.3	70.2	79.3	83.3	73.5	77.9	<b>83.0</b>
midnight	72.6	75.2	70.8	54.5	77.5	80.0	69.2	72.2	74.5
phikon	76.1	81.3	72.4	71.4	73.1	83.4	72.1	75.7	75.9
phikon2	74.4	78.1	71.8	67.1	73.7	80.8	69.5	72.0	77.9
uni	79.7	83.7	76.9	<b>74.0</b>	77.3	87.0	77.8	78.5	78.9
uni2h	<b>81.9</b>	<b>83.7</b>	<b>80.5</b>	72.6	<b>83.1</b>	<b>87.3</b>	<b>80.8</b>	<b>79.2</b>	81.5
virchow	72.4	79.6	67.3	61.8	69.7	83.8	66.8	73.0	71.0
virchow2	75.8	79.5	73.3	63.6	77.7	82.7	74.3	75.8	75.3
conch	76.8	79.3	75.1	68.9	76.8	82.8	76.7	75.3	70.7
titan	78.2	80.2	76.8	71.6	78.1	83.3	78.7	75.4	74.0
keep	78.8	80.1	77.9	71.7	79.0	83.9	78.3	73.8	76.3
musk	74.4	78.4	71.6	70.3	71.5	81.2	74.2	73.7	68.7
plip	67.6	75.8	61.7	61.2	64.1	76.7	65.8	71.9	60.4
quilt	69.8	77.1	64.7	66.9	65.3	77.6	69.3	73.4	61.2
dinob	65.8	72.8	60.8	60.6	62.0	74.4	64.9	71.6	54.5
dinol	64.1	71.7	58.7	57.9	59.3	74.7	63.9	71.0	50.5
vitb	62.5	71.8	56.0	55.3	59.0	72.4	62.9	68.8	53.0
vitl	61.4	70.2	55.1	53.1	59.3	70.3	57.4	70.0	53.8
clipb	58.2	68.0	51.3	52.4	55.8	65.6	56.0	66.2	52.0
clipl	63.5	73.8	56.2	54.5	59.2	75.8	63.8	68.4	54.1

Table S21: Aggregated quantitative performance (F1 score) on 16-shot classification.

Model	all	nb classes		magnif.			cancer type		
		2	>2	$\geq 40\times$	$<40\times$	$<20\times$	breast	crc	multi
hiboub	74.2	78.4	71.2	70.4	71.8	80.0	77.5	71.3	68.4
hiboul	70.4	72.3	69.1	68.0	70.6	72.1	71.4	67.0	69.3
hopt0	73.4	79.0	69.3	65.9	72.7	79.8	69.7	72.7	77.7
hopt1	74.8	78.0	72.6	68.1	75.2	79.4	71.3	73.6	<b>78.4</b>
midnight	70.6	73.3	68.7	55.1	74.4	77.5	68.6	70.7	69.8
phikon	72.2	77.9	68.1	69.2	69.7	77.4	70.7	70.4	71.5
phikon2	70.1	74.6	66.9	64.7	69.8	74.5	67.4	67.1	72.9
uni	76.4	<b>80.9</b>	73.1	<b>73.1</b>	73.5	82.4	76.6	74.0	74.9
uni2h	<b>78.4</b>	79.9	<b>77.3</b>	71.7	<b>78.4</b>	<b>83.4</b>	<b>79.6</b>	<b>74.6</b>	75.8
virchow	68.5	75.8	63.3	59.6	64.9	79.7	65.0	69.2	63.9
virchow2	72.5	76.3	69.9	63.3	73.5	78.3	73.1	72.1	69.5
conch	73.1	76.0	71.1	68.3	72.2	77.9	75.5	71.4	63.9
titan	74.6	77.0	73.0	70.4	73.4	79.3	77.1	72.1	67.6
keep	75.8	77.9	74.3	70.4	75.6	80.0	77.2	71.2	71.2
musk	70.0	74.4	66.8	68.7	66.7	75.0	72.7	68.2	62.2
plip	63.4	71.8	57.5	59.4	59.7	71.1	64.5	67.4	53.6
quilt	65.7	73.3	60.2	65.9	60.3	72.3	68.1	68.6	54.7
dinob	61.0	68.3	55.8	59.0	55.7	69.2	62.6	67.7	45.4
dinol	59.2	66.6	54.0	55.9	53.2	69.3	61.4	67.9	40.2
vitb	57.8	68.0	50.6	51.3	54.0	67.5	60.6	65.0	45.6
vitl	56.5	66.0	49.7	49.2	53.3	66.1	53.8	65.9	45.8
clipb	53.3	62.7	46.6	51.2	49.9	59.0	53.4	61.0	43.5
clipl	58.2	68.8	50.7	50.7	53.2	70.2	61.5	62.6	45.9

Table S22: Aggregated quantitative performance (ECE) on linear probing.

Model	all	nb classes		magnif.			cancer type		
		2	>2	$\geq 40 \times$	$< 40 \times$	$< 20 \times$	breast	crc	multi
hiboub	3.7	1.7	5.1	<b>3.7</b>	4.8	2.2	5.3	2.6	2.2
hiboul	5.5	2.3	7.7	12.0	3.7	2.7	7.1	4.1	1.4
hopt0	4.7	2.0	6.7	7.9	4.8	2.3	7.1	2.9	1.8
hopt1	4.1	3.0	4.9	7.8	<b>2.4</b>	3.4	5.5	4.9	1.1
midnight	<b>3.2</b>	1.2	<b>4.6</b>	6.0	3.4	<b>0.9</b>	4.3	2.3	2.9
phikon	6.4	2.5	9.3	12.1	5.6	3.1	10.3	4.3	2.5
phikon2	4.6	1.3	7.0	12.3	2.6	1.4	7.1	2.8	<b>0.9</b>
uni	4.3	1.8	6.1	9.5	2.9	2.1	6.8	2.8	1.8
uni2h	4.5	3.0	5.5	7.1	4.4	2.6	4.8	5.3	2.4
virchow	5.5	1.8	8.1	8.9	6.7	1.5	9.4	3.3	3.3
virchow2	4.6	3.5	5.4	5.4	5.3	3.1	6.6	3.4	3.8
conch	4.3	2.0	5.9	8.3	3.7	1.9	6.3	3.6	1.7
titan	4.9	1.7	7.2	8.6	5.7	1.1	7.3	3.5	2.8
keep	4.7	<b>1.1</b>	7.3	5.8	7.0	1.1	8.3	<b>1.9</b>	2.3
musk	4.5	3.1	5.5	5.0	4.6	4.0	6.3	4.5	1.5
plip	4.9	1.9	7.1	8.3	4.6	2.8	6.3	3.5	3.2
quilt	7.0	2.1	10.4	13.2	6.5	2.9	7.4	3.6	4.1
dinob	5.5	1.6	8.3	11.9	4.9	1.6	9.6	1.9	1.6
dinol	5.3	3.3	6.7	7.0	4.5	4.9	5.3	4.4	5.6
vitb	3.9	2.0	5.2	6.2	2.8	3.5	4.6	2.8	2.9
vitl	5.0	2.0	7.2	9.3	4.7	2.2	8.1	2.4	1.3
clipb	5.5	4.0	6.5	5.9	5.7	4.8	7.4	4.9	1.4
clipl	4.2	1.7	6.0	7.1	4.3	1.9	<b>3.7</b>	4.0	3.4

Table S23: Aggregated quantitative performance (MCE) on linear probing.

Model	all	nb classes		magnif.			cancer type		
		2	>2	$\geq 40 \times$	$< 40 \times$	$< 20 \times$	breast	crc	multi
hiboub	9.8	2.8	14.8	<b>6.0</b>	13.7	7.8	8.2	14.1	4.7
hiboul	12.9	4.1	19.2	26.2	8.7	8.2	15.0	11.2	3.6
hopt0	11.9	5.7	16.3	14.3	14.2	7.2	12.2	15.1	6.6
hopt1	17.7	9.8	23.4	37.1	7.5	15.9	18.8	13.9	3.7
midnight	12.1	3.0	18.7	12.7	19.6	<b>2.4</b>	15.0	14.7	10.8
phikon	15.1	4.6	22.6	22.8	17.7	6.1	21.3	15.0	5.9
phikon2	11.6	2.6	18.0	24.9	7.5	6.8	14.7	9.0	<b>2.2</b>
uni	10.4	3.6	15.3	19.6	8.4	6.0	10.8	8.7	4.7
uni2h	15.8	6.1	22.8	21.7	18.9	7.7	19.2	18.0	5.9
virchow	23.0	3.3	37.2	22.6	23.4	22.9	25.3	15.2	6.6
virchow2	17.7	7.8	24.7	28.6	15.5	12.3	18.2	14.8	10.2
conch	11.3	4.6	16.1	14.2	14.7	4.9	12.4	16.3	4.3
titan	12.1	<b>2.4</b>	19.0	19.5	15.0	2.8	17.8	9.4	5.5
keep	12.2	3.0	18.9	11.3	17.6	6.3	11.1	14.6	6.2
musk	9.6	5.6	<b>12.4</b>	9.2	11.5	7.4	14.2	7.8	3.3
plip	12.5	4.2	18.4	16.7	14.1	7.4	14.2	8.9	5.9
quilt	17.8	3.5	28.0	18.9	13.4	22.4	10.8	11.1	7.4
dinob	16.8	3.6	26.2	34.6	13.7	7.2	26.4	10.5	2.6
dinol	16.5	5.5	24.3	30.3	13.6	9.6	18.7	18.0	9.2
vitb	<b>9.1</b>	4.2	12.6	18.2	<b>6.3</b>	5.9	12.2	<b>7.4</b>	5.5
vitl	12.0	3.3	18.3	16.3	13.0	7.7	16.2	8.2	2.5
clipb	13.8	10.2	16.4	10.3	13.5	16.8	10.5	16.2	2.3
clipl	9.7	3.5	14.1	13.3	11.9	4.3	<b>7.5</b>	13.5	5.8

Table S24: Aggregated quantitative performance (ACE) on linear probing.

Model	all	nb classes		magnif.			cancer type		
		2	>2	$\geq 40 \times$	$< 40 \times$	$< 20 \times$	breast	crc	multi
hiboub	3.8	1.7	5.3	<b>4.4</b>	4.8	2.2	5.7	2.7	2.2
hiboul	5.3	2.3	7.5	11.7	3.6	2.7	6.8	4.1	1.4
hopt0	4.6	1.8	6.7	7.8	4.8	2.1	7.1	2.6	1.7
hopt1	3.9	3.0	<b>4.7</b>	7.1	<b>2.4</b>	3.5	5.1	4.7	1.1
midnight	<b>3.4</b>	1.3	4.8	6.5	3.5	<b>0.9</b>	4.6	2.5	2.7
phikon	6.2	2.6	8.9	12.2	5.1	3.2	9.8	4.3	2.5
phikon2	4.6	<b>1.2</b>	7.1	12.4	2.5	1.4	7.1	2.6	<b>0.8</b>
uni	4.3	1.6	6.3	9.7	2.9	2.1	6.9	2.6	1.8
uni2h	4.6	3.1	5.7	7.3	4.4	2.8	4.9	5.3	2.4
virchow	5.3	1.8	7.7	8.5	6.3	1.6	8.8	3.3	3.3
virchow2	5.0	3.7	5.8	5.5	5.8	3.4	7.1	3.6	3.9
conch	4.0	1.9	5.4	7.9	3.4	1.8	5.7	3.4	1.7
titan	5.0	2.1	7.0	8.7	5.5	1.5	7.1	4.1	2.8
keep	4.8	1.3	7.4	5.6	7.1	1.4	8.3	<b>2.1</b>	2.3
musk	4.6	3.0	5.7	5.4	4.7	3.8	6.5	4.3	1.5
plip	5.0	1.8	7.3	8.6	4.7	2.6	6.5	3.4	3.2
quilt	7.1	2.1	10.6	13.2	6.7	3.0	7.6	3.7	4.0
dinob	5.5	1.9	8.0	11.8	4.5	1.9	9.2	2.4	1.6
dinol	5.1	3.2	6.5	6.9	4.3	4.8	5.0	4.4	5.5
vitb	3.9	2.2	5.1	5.9	2.8	3.8	4.5	3.1	2.9
vitl	5.0	2.1	7.1	9.2	4.7	2.3	8.1	2.5	1.3
clipb	5.6	4.1	6.7	6.4	5.7	5.0	7.7	5.1	1.3
clipl	4.4	1.7	6.2	7.5	4.4	1.9	<b>4.1</b>	4.0	3.5

Table S25: Aggregated quantitative performance (TACE) on linear probing.

Model	all	nb classes		magnif.			cancer type		
		2	>2	$\geq 40 \times$	$< 40 \times$	$< 20 \times$	breast	crc	multi
hiboub	3.8	1.7	5.3	<b>4.4</b>	4.8	2.2	5.7	2.7	2.2
hiboul	5.3	2.3	7.5	11.7	3.6	2.7	6.8	4.1	1.4
hopt0	4.6	1.8	6.7	7.8	4.8	2.1	7.1	2.6	1.7
hopt1	3.9	3.0	<b>4.7</b>	7.1	<b>2.4</b>	3.5	5.1	4.7	1.1
midnight	<b>3.4</b>	1.3	4.8	6.5	3.5	<b>0.9</b>	4.6	2.5	2.7
phikon	6.2	2.6	8.9	12.2	5.1	3.2	9.8	4.3	2.5
phikon2	4.6	<b>1.2</b>	7.1	12.4	2.5	1.4	7.1	2.6	<b>0.8</b>
uni	4.3	1.6	6.3	9.7	2.9	2.1	6.9	2.6	1.8
uni2h	4.6	3.1	5.7	7.3	4.4	2.8	4.9	5.3	2.4
virchow	5.3	1.8	7.7	8.5	6.3	1.6	8.8	3.3	3.3
virchow2	5.0	3.7	5.8	5.5	5.8	3.4	7.1	3.6	3.9
conch	4.0	1.9	5.4	7.9	3.4	1.8	5.7	3.4	1.7
titan	5.0	2.1	7.0	8.7	5.5	1.5	7.1	4.1	2.8
keep	4.8	1.3	7.4	5.6	7.1	1.4	8.3	<b>2.1</b>	2.3
musk	4.6	3.0	5.7	5.4	4.7	3.8	6.5	4.3	1.5
plip	5.0	1.8	7.3	8.6	4.7	2.6	6.5	3.4	3.2
quilt	7.1	2.1	10.6	13.2	6.7	3.0	7.6	3.7	4.0
dinob	5.5	1.9	8.0	11.8	4.5	1.9	9.2	2.4	1.6
dinol	5.1	3.2	6.5	6.9	4.3	4.8	5.0	4.4	5.5
vitb	3.9	2.2	5.1	5.9	2.8	3.8	4.5	3.1	2.9
vitl	5.0	2.1	7.1	9.2	4.7	2.3	8.1	2.5	1.3
clipb	5.6	4.1	6.7	6.4	5.7	5.0	7.7	5.1	1.3
clipl	4.4	1.7	6.2	7.5	4.4	1.9	<b>4.1</b>	4.0	3.5

Table S26: Aggregated quantitative performance (SCE) on linear probing.

Model	all	nb classes		magnif.			cancer type		
		2	>2	$\geq 40\times$	$<40\times$	$<20\times$	breast	crc	multi
hiboub	4.0	1.2	6.0	<b>2.7</b>	6.0	2.4	4.1	4.8	2.5
hiboul	5.6	1.8	8.4	11.2	4.2	3.2	6.8	4.7	2.0
hopt0	5.4	2.2	7.7	7.1	6.5	2.7	5.8	6.1	3.5
hopt1	6.0	3.0	8.1	11.3	3.1	5.6	6.2	4.7	1.8
midnight	4.6	1.1	7.1	5.5	7.0	<b>0.9</b>	5.1	4.8	6.2
phikon	6.9	1.6	10.7	10.5	8.4	2.4	9.3	7.6	2.8
phikon2	4.4	<b>0.9</b>	6.9	10.2	2.6	2.2	6.2	<b>2.4</b>	<b>1.1</b>
uni	4.6	1.3	7.0	9.8	2.9	3.0	5.6	2.8	2.2
uni2h	6.4	2.3	9.3	8.6	7.5	3.3	6.9	7.5	3.2
virchow	8.3	1.2	13.4	9.8	9.7	5.4	10.6	5.6	4.3
virchow2	6.6	2.9	9.2	9.0	6.4	4.9	7.1	3.9	6.2
conch	4.6	1.6	6.7	6.8	5.3	2.0	5.2	5.7	2.4
titan	5.4	1.0	8.5	8.7	6.8	1.1	7.7	4.4	3.2
keep	5.1	0.9	8.1	5.7	6.9	2.4	5.2	4.4	3.9
musk	4.1	2.0	5.6	4.2	5.1	2.9	5.9	3.4	1.9
plip	5.2	1.3	8.0	8.0	5.4	2.9	6.1	3.1	3.6
quilt	7.4	1.3	11.7	9.4	6.6	6.9	5.4	4.2	4.4
dinob	6.5	1.2	10.2	14.2	5.3	2.0	10.6	3.3	1.6
dinol	6.5	2.0	9.6	10.9	5.6	4.2	6.5	5.7	5.7
vitb	<b>3.7</b>	1.4	<b>5.3</b>	6.9	<b>2.5</b>	2.7	4.5	2.5	2.9
vitl	5.2	1.3	8.1	8.3	5.4	2.7	7.1	3.0	1.6
clipb	5.6	3.2	7.3	5.3	5.6	5.8	5.4	5.3	1.5
clipl	4.4	1.2	6.7	6.8	5.1	1.7	<b>3.3</b>	5.2	3.5

Table S27: Aggregated quantitative performance (Drop in Balanced accuracy) on adversarial attack ( $\epsilon = 0.25 \cdot 10^{-3}$ ).

Model	all	nb classes		magnif.			cancer type		
		2	>2	0.25	0.5	1.0	breast	crc	multi
hiboub	7.1	7.2	7.1	6.7	8.4	5.9	5.8	9.2	9.6
hiboul	5.5	5.6	5.5	6.3	5.1	5.5	5.3	7.0	6.2
hopt0	5.4	6.2	4.7	5.3	5.0	5.8	5.6	5.7	6.2
hopt1	9.8	12.9	7.6	9.2	7.6	13.0	11.1	13.2	8.2
midnight	5.7	5.4	6.0	8.5	3.9	5.9	6.4	7.4	<b>3.9</b>
phikon	5.0	5.4	4.7	4.8	5.4	4.7	4.8	6.6	5.2
phikon2	6.2	7.0	5.6	6.0	5.7	7.0	5.5	9.2	5.7
uni	5.2	5.9	4.7	5.0	5.5	4.9	4.6	6.5	6.7
uni2h	4.3	5.1	3.8	4.7	<b>3.9</b>	4.5	<b>3.2</b>	7.0	5.1
virchow	5.3	5.4	5.2	5.7	5.4	4.8	4.8	7.4	5.8
virchow2	<b>3.9</b>	<b>4.3</b>	<b>3.7</b>	<b>3.1</b>	4.3	<b>4.0</b>	4.0	<b>3.7</b>	5.5
conch	8.5	9.4	7.8	7.3	8.2	9.7	8.1	10.0	9.6
titan	12.4	14.2	11.1	11.0	12.3	13.6	9.0	16.9	16.6
keep	5.2	6.4	4.4	4.6	5.5	5.3	4.0	7.3	7.7
musk	13.9	15.9	12.5	11.4	14.7	14.8	11.5	17.7	20.1
plip	15.1	19.2	12.2	9.9	15.6	18.5	13.3	20.3	17.3
quilt	13.4	15.4	12.0	10.3	13.1	16.2	11.6	15.9	18.4
dinob	11.8	12.1	11.5	12.3	12.7	10.2	11.5	12.4	13.4
dinol	11.0	12.0	10.3	8.5	13.1	10.2	9.9	14.1	12.7
vitb	6.9	6.6	7.1	6.8	7.3	6.5	6.0	8.4	7.7
vitl	6.6	5.9	7.1	7.8	6.6	5.9	6.3	8.1	7.0
clipb	22.8	27.8	19.2	15.4	24.6	26.0	18.6	26.9	28.2
clipl	25.1	26.3	24.2	21.4	27.6	24.8	24.5	27.9	27.8

Table S28: Aggregated quantitative performance (Drop in F1 score) on adversarial attack ( $\epsilon = 0.25 \cdot 10^{-3}$ ).

Model	all	nb classes		magnif.			cancer type		
		2	>2	0.25	0.5	1.0	breast	crc	multi
hiboub	7.7	7.7	7.7	7.3	8.8	6.8	6.6	9.3	10.2
hiboul	5.8	6.1	5.6	6.3	5.3	6.2	5.7	7.2	6.3
hopt0	5.9	7.2	5.0	5.3	5.2	7.2	6.5	5.8	6.3
hopt1	10.3	13.4	8.0	9.5	7.7	14.0	11.9	13.2	8.3
midnight	5.8	5.2	6.2	8.9	<b>3.9</b>	6.0	6.1	7.5	<b>4.0</b>
phikon	5.1	5.7	4.7	4.7	5.4	5.1	5.0	6.5	5.4
phikon2	6.4	7.2	5.8	6.1	5.8	7.2	5.5	9.2	5.9
uni	5.4	6.3	4.8	4.8	5.7	5.5	4.9	6.5	6.9
uni2h	4.7	5.5	4.1	4.9	4.2	5.1	<b>3.5</b>	7.3	5.3
virchow	5.3	5.5	5.2	5.6	5.4	5.1	4.8	7.1	6.1
virchow2	<b>4.0</b>	<b>4.6</b>	<b>3.6</b>	<b>3.1</b>	4.4	<b>4.2</b>	4.1	<b>3.8</b>	5.7
conch	8.8	9.9	8.0	7.5	8.4	10.2	8.5	10.0	9.9
titan	12.8	14.4	11.7	11.7	12.4	14.1	9.6	16.6	17.3
keep	5.3	6.2	4.6	4.5	5.9	5.2	4.0	7.3	8.1
musk	14.1	16.0	12.8	11.5	15.0	14.9	11.2	18.2	20.9
plip	15.5	18.8	13.2	10.9	15.7	18.8	13.9	19.3	18.8
quilt	14.5	16.4	13.2	11.3	14.0	17.6	12.7	15.8	20.6
dinob	11.8	11.9	11.7	12.2	12.8	10.2	11.2	11.9	14.5
dinol	11.2	12.2	10.5	8.4	13.3	10.8	10.2	13.6	14.0
vitb	7.0	6.8	7.2	6.9	7.3	6.8	6.2	8.3	8.2
vitl	6.8	6.0	7.4	7.7	6.9	6.1	6.5	8.0	7.5
clipb	23.7	29.0	19.9	16.4	25.5	27.1	19.8	26.7	31.1
clipl	25.6	26.3	25.1	22.7	27.6	25.3	25.0	26.8	29.9

Table S29: Aggregated quantitative performance (Drop in Balanced accuracy) on adversarial attack ( $\epsilon = 1.5 \cdot 10^{-3}$ ).

Model	all	nb classes		magnif.			cancer type		
		2	>2	0.25	0.5	1.0	breast	crc	multi
hiboub	53.0	62.5	46.3	40.8	56.4	58.1	54.3	58.0	57.9
hiboul	39.9	41.1	39.1	39.1	39.9	40.5	40.2	45.8	42.4
hopt0	44.4	55.7	36.3	34.4	41.8	55.1	48.4	45.4	46.6
hopt1	58.4	71.2	49.2	51.8	52.4	70.8	69.4	59.0	54.9
midnight	35.7	<b>37.2</b>	34.5	37.9	<b>29.4</b>	41.9	40.5	39.1	<b>26.4</b>
phikon	34.9	41.1	30.6	31.4	35.8	36.6	35.1	40.6	39.3
phikon2	46.0	54.9	39.6	34.9	43.8	57.0	49.5	51.8	42.2
uni	42.9	56.9	32.9	31.3	42.7	51.8	45.5	45.4	51.1
uni2h	33.7	39.7	29.4	30.7	33.7	<b>35.9</b>	<b>32.3</b>	42.0	39.1
virchow	41.5	49.5	35.8	36.4	39.1	48.2	45.6	45.5	42.3
virchow2	<b>33.2</b>	44.1	<b>25.3</b>	<b>26.1</b>	31.5	40.5	36.4	<b>32.4</b>	42.0
conch	55.9	60.7	52.5	53.8	53.7	60.1	52.4	62.6	57.2
titan	77.0	82.9	72.8	71.5	74.6	84.0	76.7	79.1	74.5
keep	44.3	53.2	37.9	38.7	44.4	48.2	46.0	46.6	52.0
musk	70.2	81.7	62.0	60.7	69.2	78.6	68.3	76.1	74.9
plip	56.6	66.2	49.7	40.7	60.6	63.5	50.7	68.3	61.2
quilt	51.9	58.2	47.4	40.9	55.4	55.9	51.2	56.9	58.8
dinob	66.7	74.6	61.1	63.1	65.5	71.0	67.2	70.2	64.0
dinol	65.6	74.2	59.5	59.2	65.9	70.0	65.3	70.4	64.1
vitb	48.0	53.4	44.2	43.9	45.8	54.0	49.6	52.2	43.5
vitl	44.1	47.6	41.7	39.3	42.8	49.5	48.0	45.6	40.3
clipb	61.8	72.9	53.8	48.4	61.9	71.6	58.4	67.6	61.6
clipl	68.9	77.6	62.7	59.2	66.2	79.6	67.6	72.1	65.8

Table S30: Aggregated quantitative performance (Drop in F1 score) on adversarial attack ( $\epsilon = 1.5 \cdot 10^{-3}$ ).

Model	all	nb classes		magnif.			cancer type		
		2	>2	0.25	0.5	1.0	breast	crc	multi
hiboub	52.8	60.4	47.3	42.7	54.5	58.2	54.4	55.3	58.7
hiboul	40.0	40.8	39.4	39.1	39.9	40.8	39.8	44.4	44.3
hopt0	44.2	55.0	36.4	35.0	41.1	54.9	48.7	43.1	47.6
hopt1	58.0	70.5	49.0	51.6	51.0	71.4	69.5	56.4	55.6
midnight	36.4	<b>37.4</b>	35.6	38.7	<b>29.9</b>	42.6	40.6	39.0	<b>28.1</b>
phikon	34.4	40.0	30.5	30.5	35.4	<b>36.1</b>	34.5	38.3	41.4
phikon2	45.6	54.0	39.7	35.9	43.1	56.2	48.8	49.6	44.0
uni	42.8	56.0	33.4	31.6	41.7	52.5	45.7	43.5	51.5
uni2h	34.3	40.0	30.3	31.1	34.4	36.7	<b>32.7</b>	41.5	40.7
virchow	41.1	48.3	35.9	36.9	38.6	47.2	45.0	43.4	44.0
virchow2	<b>33.6</b>	45.0	<b>25.6</b>	<b>25.6</b>	31.6	42.3	37.5	<b>31.0</b>	43.2
conch	55.0	58.7	52.3	54.2	52.4	58.8	52.2	59.5	57.8
titan	75.3	80.6	71.5	70.9	72.1	82.6	74.9	76.5	74.2
keep	44.7	52.9	38.8	38.0	45.0	49.3	47.0	45.4	53.1
musk	69.3	80.1	61.6	61.5	67.9	76.8	67.0	74.1	76.2
plip	56.9	65.0	51.0	43.3	58.9	64.5	52.8	64.9	61.0
quilt	52.7	57.2	49.5	44.7	55.4	55.5	52.2	55.0	60.9
dinob	65.8	72.9	60.7	63.3	63.1	71.2	66.4	66.7	64.5
dinol	64.5	72.2	59.1	60.0	63.2	69.6	65.5	66.1	64.1
vitb	46.8	52.1	43.1	43.9	43.9	52.8	48.2	49.7	45.2
vitl	44.0	47.1	41.9	39.7	42.2	49.7	47.5	44.9	42.4
clipb	60.4	70.3	53.4	49.0	59.9	69.6	57.3	63.2	63.5
clipl	67.8	75.7	62.1	59.2	63.9	78.9	67.1	68.7	66.4

Table S31: Aggregated quantitative performance (Drop in Balanced accuracy) on adversarial attack ( $\epsilon = 35 \cdot 10^{-3}$ ).

Model	all	nb classes		magnif.			cancer type		
		2	>2	0.25	0.5	1.0	breast	crc	multi
hiboub	78.8	86.1	73.6	67.6	78.5	87.5	76.9	79.9	78.6
hiboul	76.1	83.3	70.9	68.2	76.1	81.9	77.4	77.7	76.1
hopt0	79.0	87.5	72.9	68.4	78.2	87.8	77.5	80.1	80.9
hopt1	81.9	88.4	77.3	75.7	81.1	87.6	82.7	81.5	83.5
midnight	67.6	<b>72.8</b>	63.9	56.8	<b>64.6</b>	79.4	72.5	<b>69.8</b>	<b>59.5</b>
phikon	73.6	81.9	67.7	63.0	75.4	79.3	71.5	74.7	80.7
phikon2	75.5	83.7	69.7	62.1	76.3	84.7	73.1	76.8	81.3
uni	78.4	87.4	72.0	69.2	77.5	86.5	78.5	78.3	80.2
uni2h	77.5	86.6	71.0	68.0	78.7	83.1	81.6	76.9	81.2
virchow	74.6	83.4	68.3	65.4	73.4	83.0	73.9	76.6	76.7
virchow2	73.8	83.7	66.8	65.4	76.1	77.3	75.8	75.1	79.5
conch	80.6	84.6	77.7	71.8	79.9	88.0	80.8	80.6	75.1
titan	82.0	86.0	79.2	75.4	80.3	89.2	82.7	81.4	77.7
keep	78.9	85.1	74.5	69.8	79.7	84.8	79.0	79.7	78.9
musk	78.7	83.6	75.2	73.9	76.3	85.2	78.4	79.4	75.8
plip	70.7	80.9	63.5	57.4	70.3	81.2	67.9	76.0	68.9
quilt	68.9	78.1	62.3	57.3	69.8	<b>76.5</b>	68.5	73.9	68.5
dinob	75.6	82.6	70.5	69.7	71.7	84.8	75.9	79.1	67.8
dinol	75.8	82.4	71.1	69.7	73.2	83.7	75.6	79.8	68.8
vitb	71.0	78.7	65.6	65.2	68.7	78.4	69.5	75.7	66.8
vitl	71.6	79.9	65.7	63.9	68.6	81.2	70.9	74.4	68.3
clipb	<b>67.0</b>	78.1	<b>59.1</b>	<b>54.8</b>	65.6	78.1	<b>63.7</b>	74.8	63.4
clipl	71.8	79.6	66.2	62.5	69.7	81.2	70.3	75.3	67.8

Table S32: Aggregated quantitative performance (Drop in F1 score) on adversarial attack ( $\epsilon = 35 \cdot 10^{-3}$ ).

Model	all	nb classes		magnif.			cancer type		
		2	>2	0.25	0.5	1.0	breast	crc	multi
hiboub	78.2	85.5	73.1	68.1	77.0	87.4	76.6	78.3	80.2
hiboul	75.0	81.6	70.2	69.3	73.7	80.8	77.0	74.6	76.2
hopt0	78.4	85.9	73.1	69.4	76.7	87.3	77.8	77.6	81.2
hopt1	81.1	87.2	76.8	75.6	79.3	87.6	82.1	79.3	84.2
midnight	67.7	<b>72.3</b>	64.4	57.8	64.3	79.4	72.4	<b>68.7</b>	<b>60.6</b>
phikon	72.9	80.5	67.4	62.6	74.3	78.8	70.6	72.7	81.2
phikon2	74.1	82.5	68.1	60.3	75.1	83.2	71.5	75.3	82.1
uni	77.8	86.5	71.6	69.2	76.2	86.2	78.3	75.8	81.6
uni2h	76.7	85.2	70.6	68.1	77.0	82.8	81.0	75.0	81.3
virchow	73.8	81.6	68.2	65.5	72.1	82.1	73.7	74.7	76.3
virchow2	72.8	82.0	66.2	64.8	74.8	76.2	75.0	72.7	79.6
conch	79.8	83.6	77.1	72.2	78.9	86.7	80.3	78.6	77.0
titan	80.7	84.5	78.0	75.0	77.9	88.5	81.1	78.9	78.6
keep	78.0	83.6	74.1	70.2	77.9	84.2	78.2	77.1	80.1
musk	77.9	82.1	74.8	75.1	75.0	83.4	77.1	77.9	77.6
plip	69.9	78.7	63.7	58.5	69.2	79.4	67.5	73.3	70.0
quilt	68.4	77.0	62.3	58.8	68.3	<b>75.7</b>	68.5	71.3	69.7
dinob	74.9	81.3	70.2	70.1	70.0	84.5	75.4	76.4	69.3
dinol	75.1	81.2	70.8	70.1	71.5	83.5	75.8	76.3	70.4
vitb	69.6	77.1	64.2	64.9	66.8	76.5	67.9	72.7	68.5
vitl	70.4	77.8	65.0	63.5	67.1	79.6	69.5	71.4	69.7
clipb	<b>65.6</b>	75.3	<b>58.7</b>	<b>55.3</b>	<b>63.3</b>	76.3	<b>62.5</b>	70.4	65.0
clipl	70.8	78.1	65.6	62.2	68.1	80.7	70.0	72.5	69.2



Figure S7: **Image retrieval**: Qualitative samples (query + top-10 with cosine similarity) on *bach*.




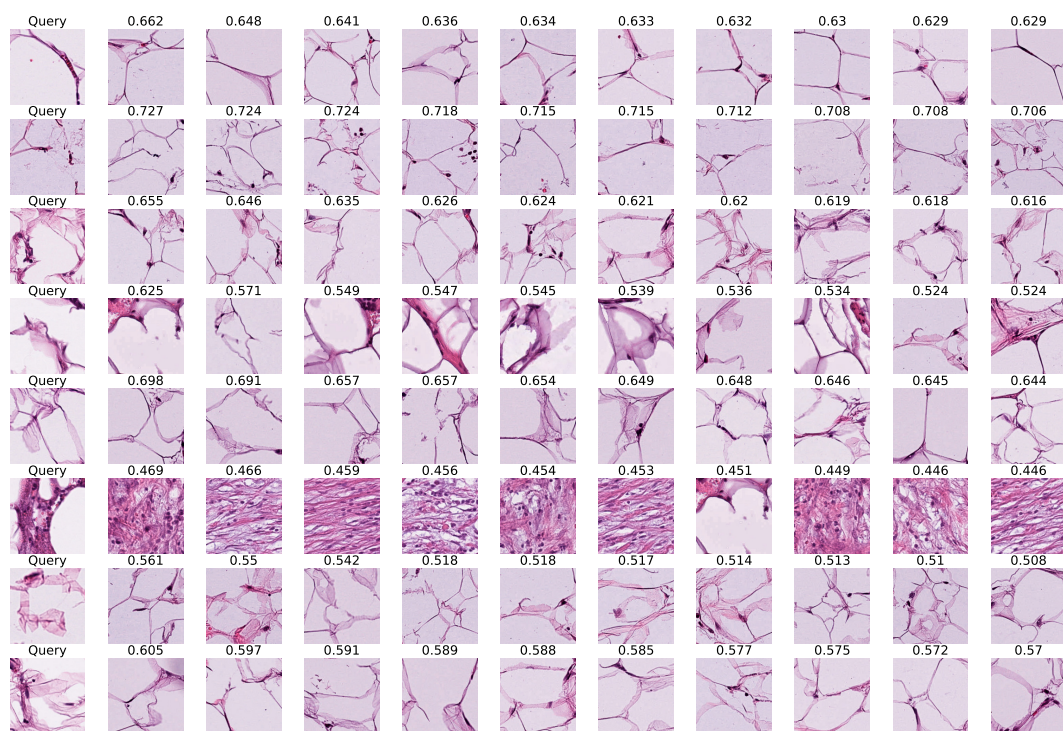


Figure S8: **Image retrieval**: Qualitative samples (query + top-10 with cosine similarity) on *bracs*.






Figure S9: **Image retrieval:** Qualitative samples (query + top-10 with cosine similarity) on *break-h*.



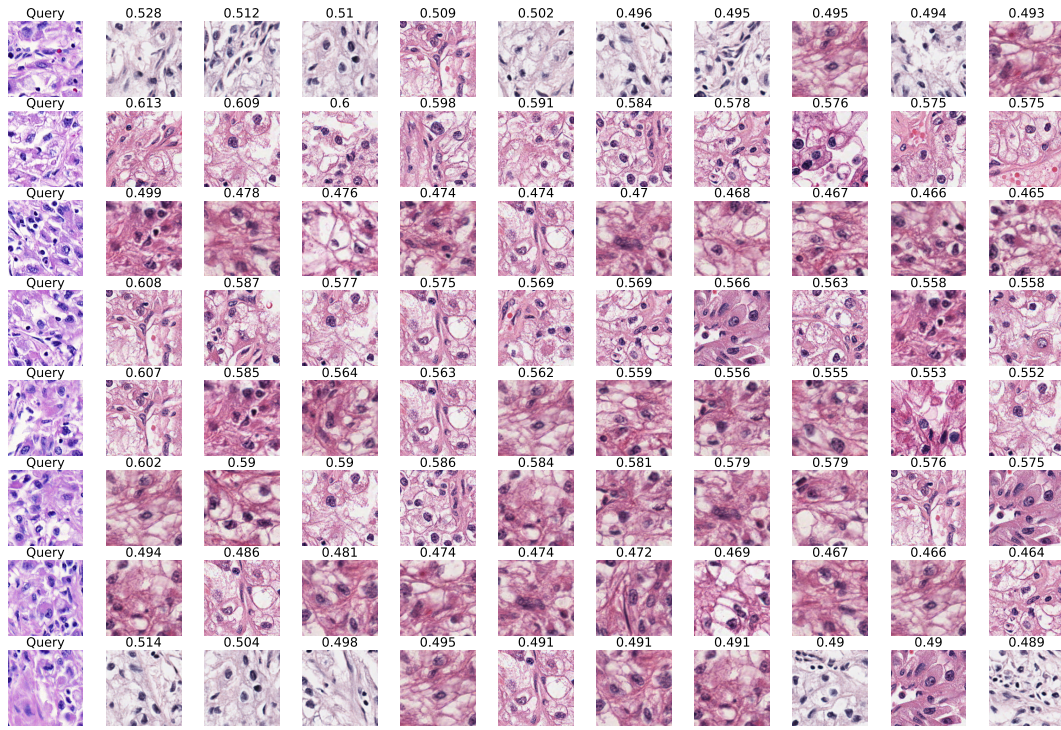
(a) *uni2h*



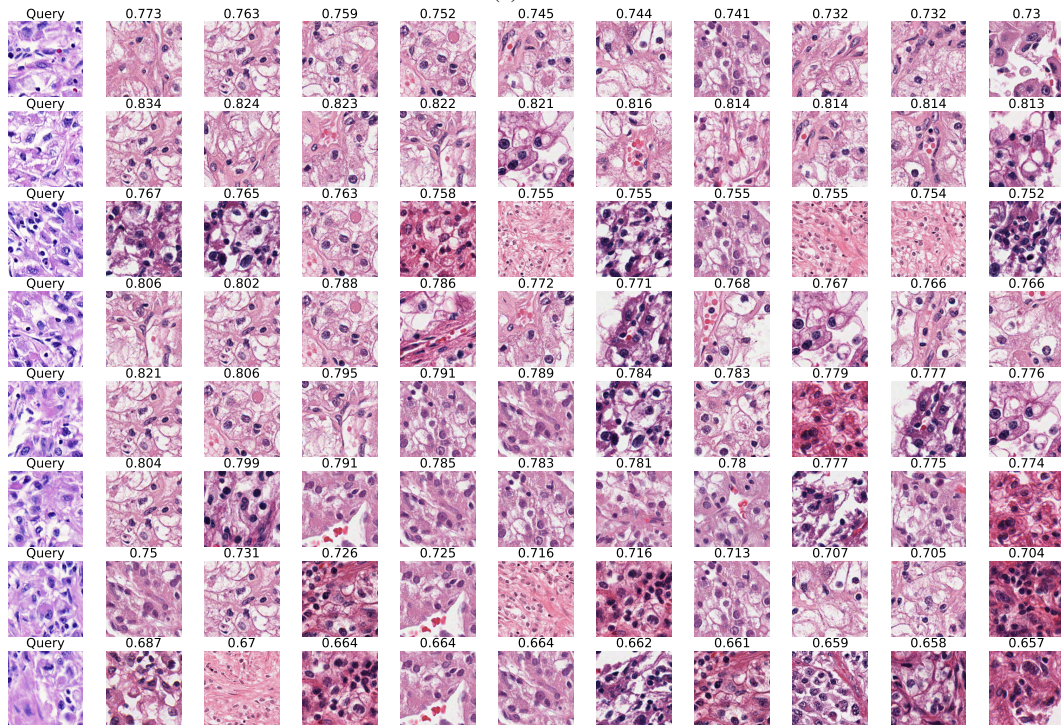
(b) *keep*

Figure S10: **Image retrieval**: Qualitative samples (query + top-10 with cosine similarity) on *crc*.






(a) *uni2h*




(b) *keep*

Figure S11: **Image retrieval:** Qualitative samples (query + top-10 with cosine similarity) on *ccrcc*.





(a) *uni2h*



(b) *keep*

Figure S12: **Image retrieval:** Qualitative samples (query + top-10 with cosine similarity) on *esca*.





Figure S13: **Image retrieval:** Qualitative samples (query + top-10 with cosine similarity) on *mhst*.





Figure S14: **Image retrieval:** Qualitative samples (query + top-10 with cosine similarity) on *tcga-crc*.





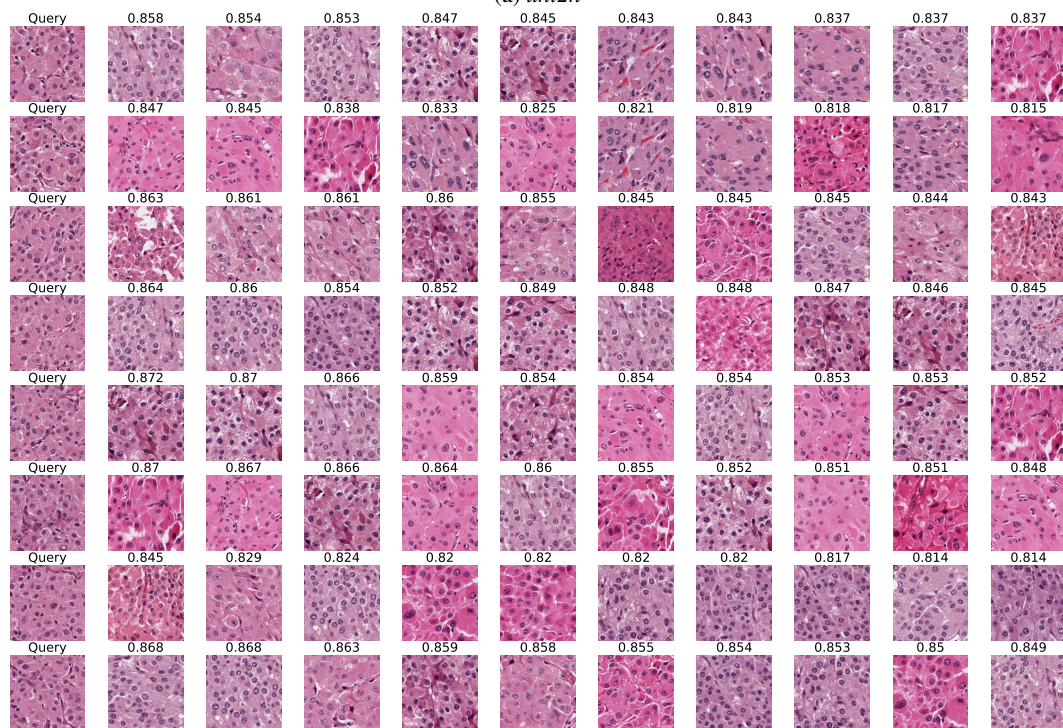


Figure S15: **Image retrieval:** Qualitative samples (query + top-10 with cosine similarity) on *tcga-tils*.





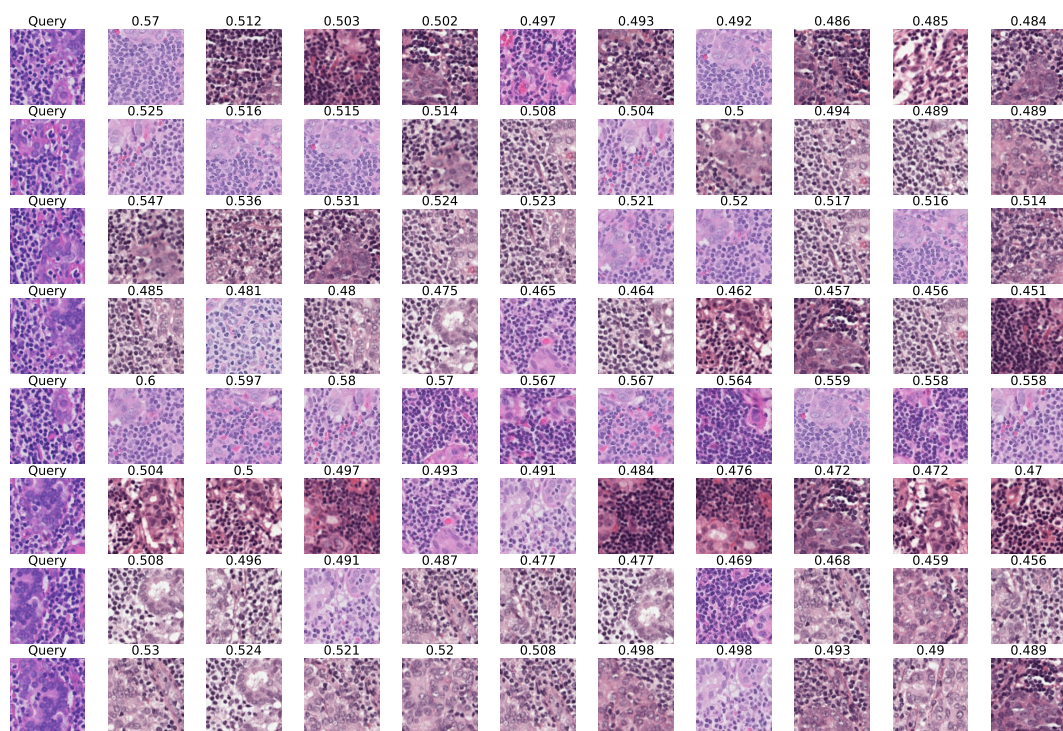
(a) *uni2h*



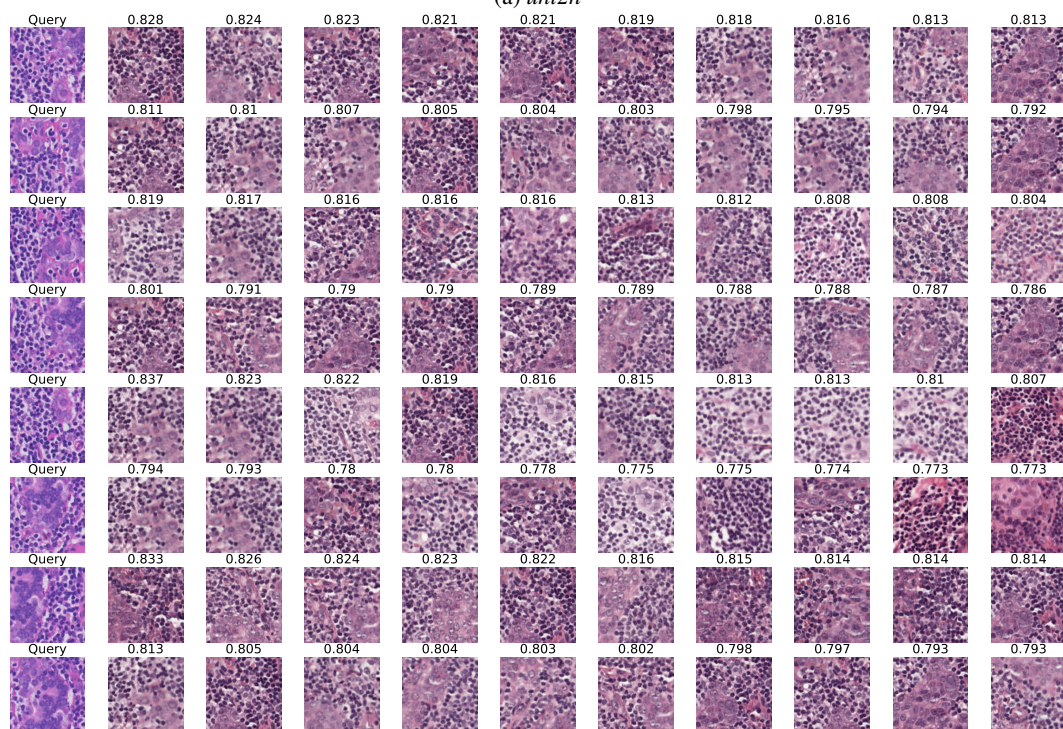
(b) *keep*

Figure S16: **Image retrieval:** Qualitative samples (query + top-10 with cosine similarity) on *tcga-unif*.





(a) *uni2h*



(b) *keep*

Figure S17: **Image retrieval:** Qualitative samples (query + top-10 with cosine similarity) on *wilds*.

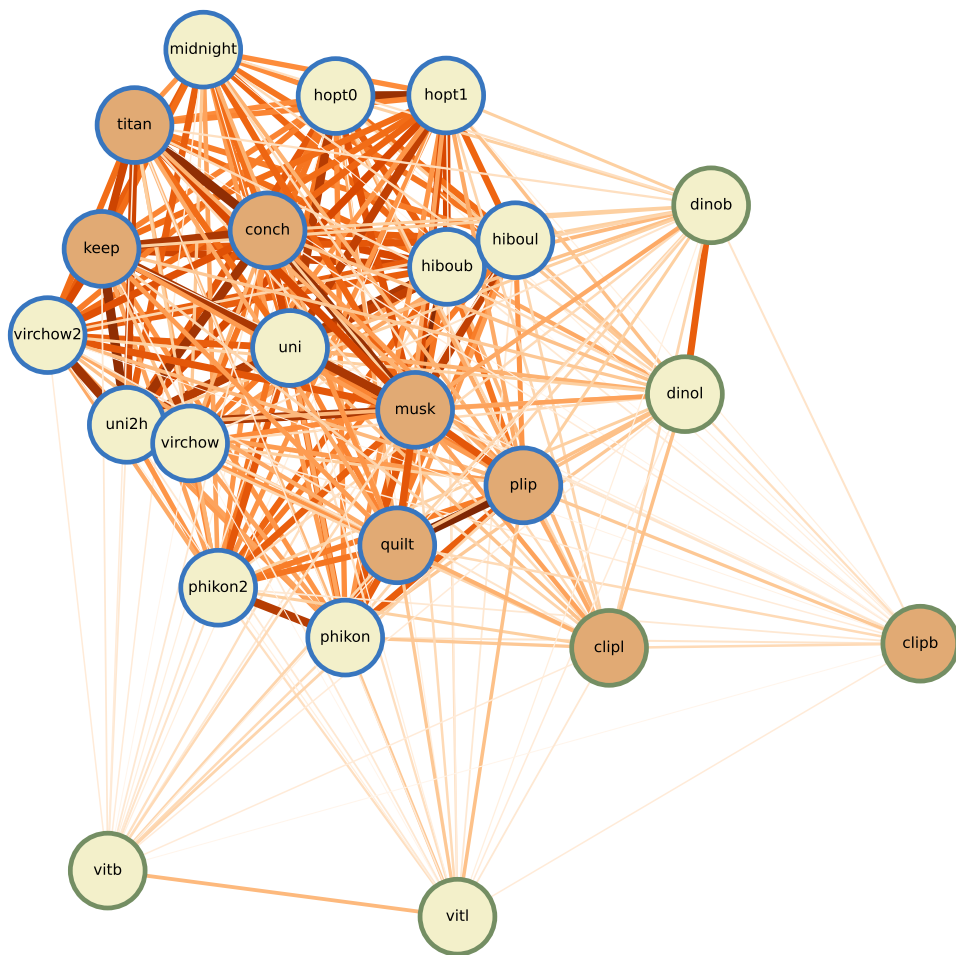


Figure S18: **Alignment scoring** (*Mutual knn*) on *bach*.

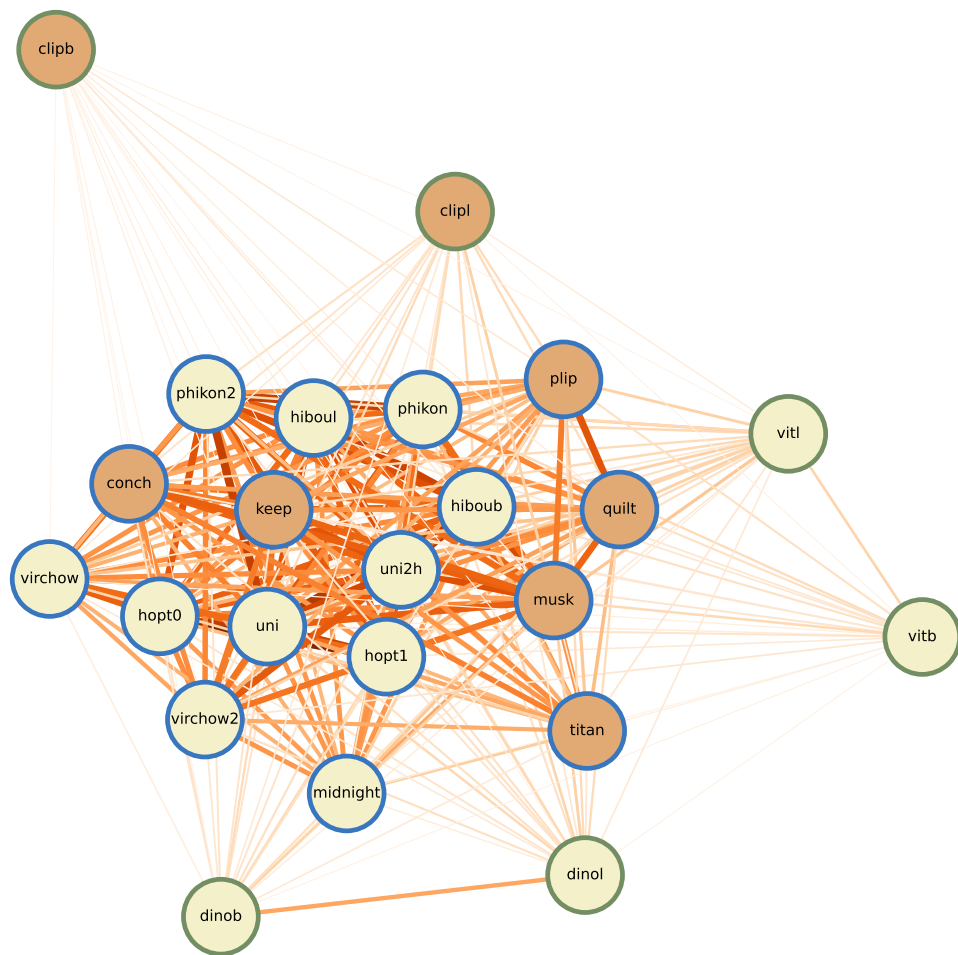


Figure S19: **Alignment scoring** (*Mutual knn*) on *bracs*.

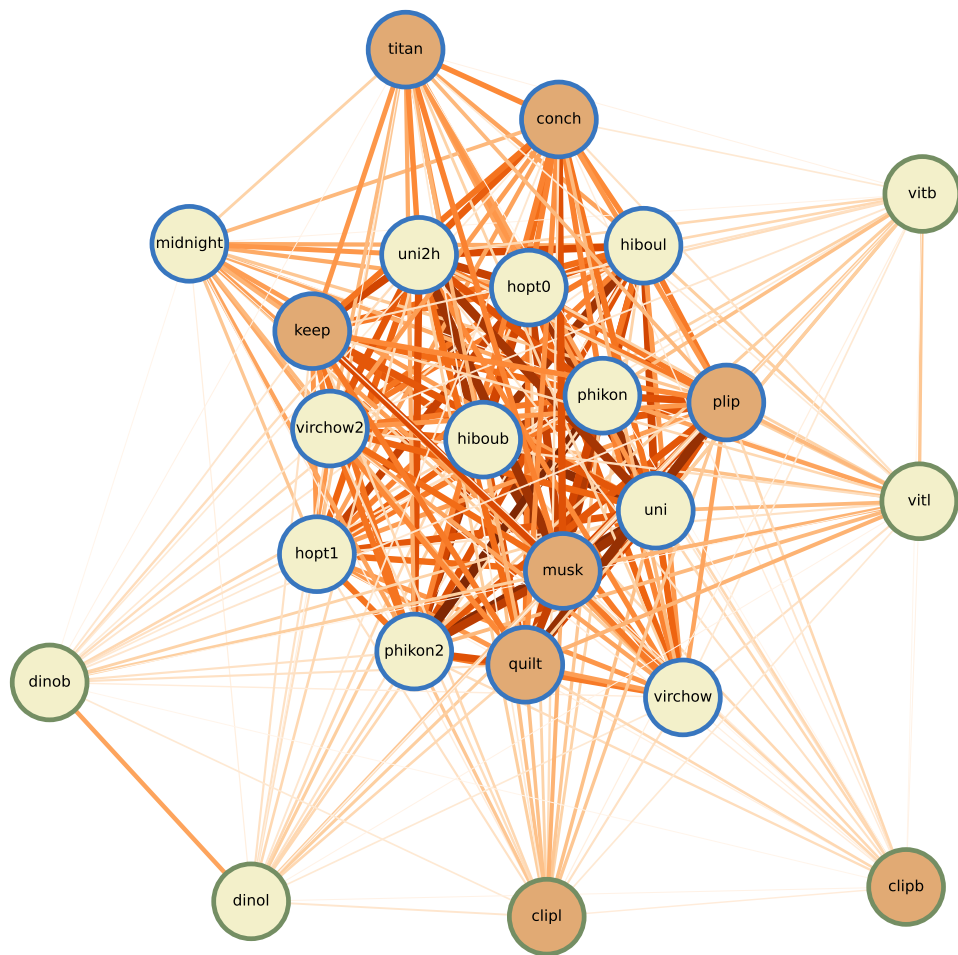


Figure S20: **Alignment scoring** (*Mutual knn*) on *break his*.



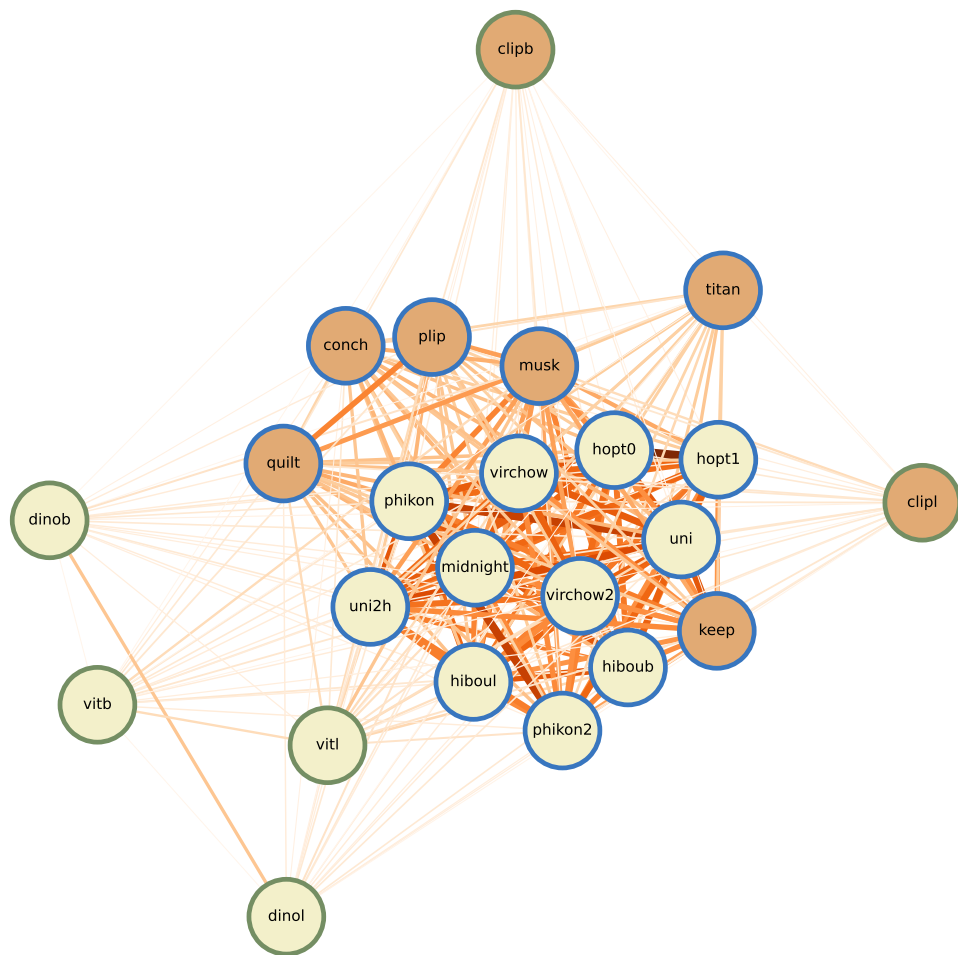


Figure S21: **Alignment scoring** (*Mutual knn*) on *ccrcc*.

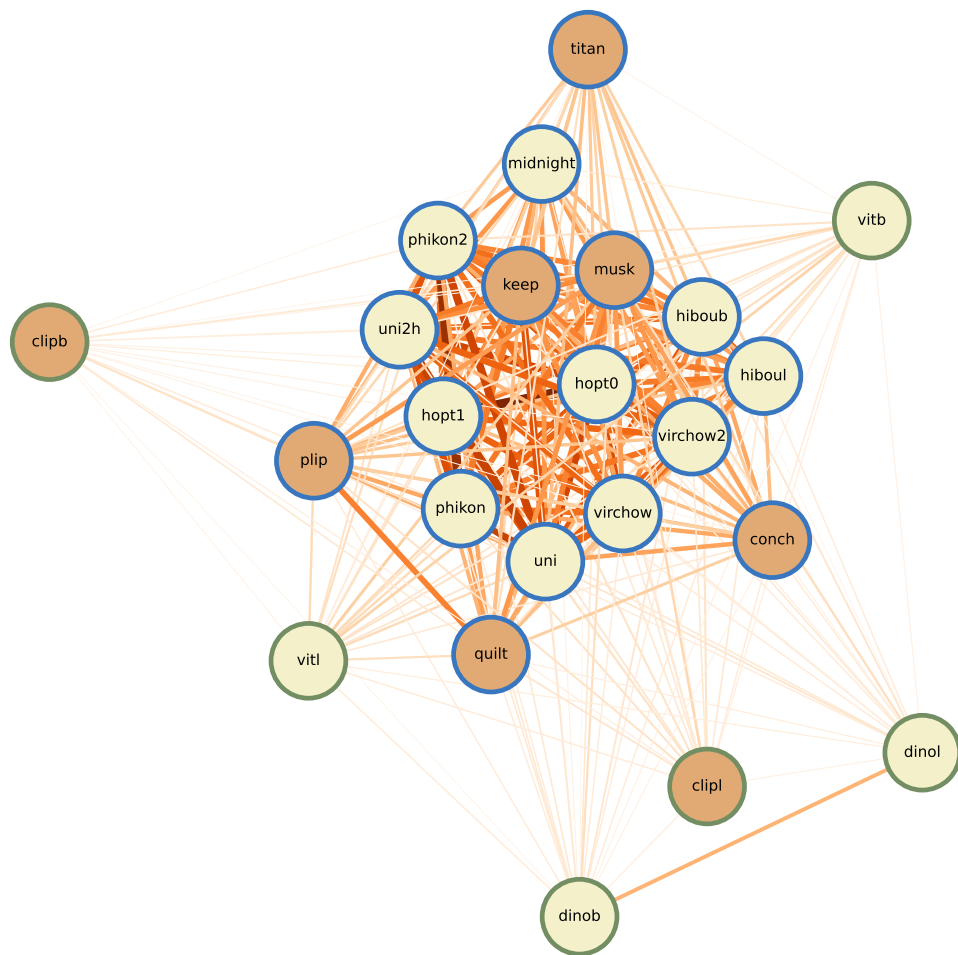


Figure S22: **Alignment scoring** (*Mutual knn*) on *crc*.

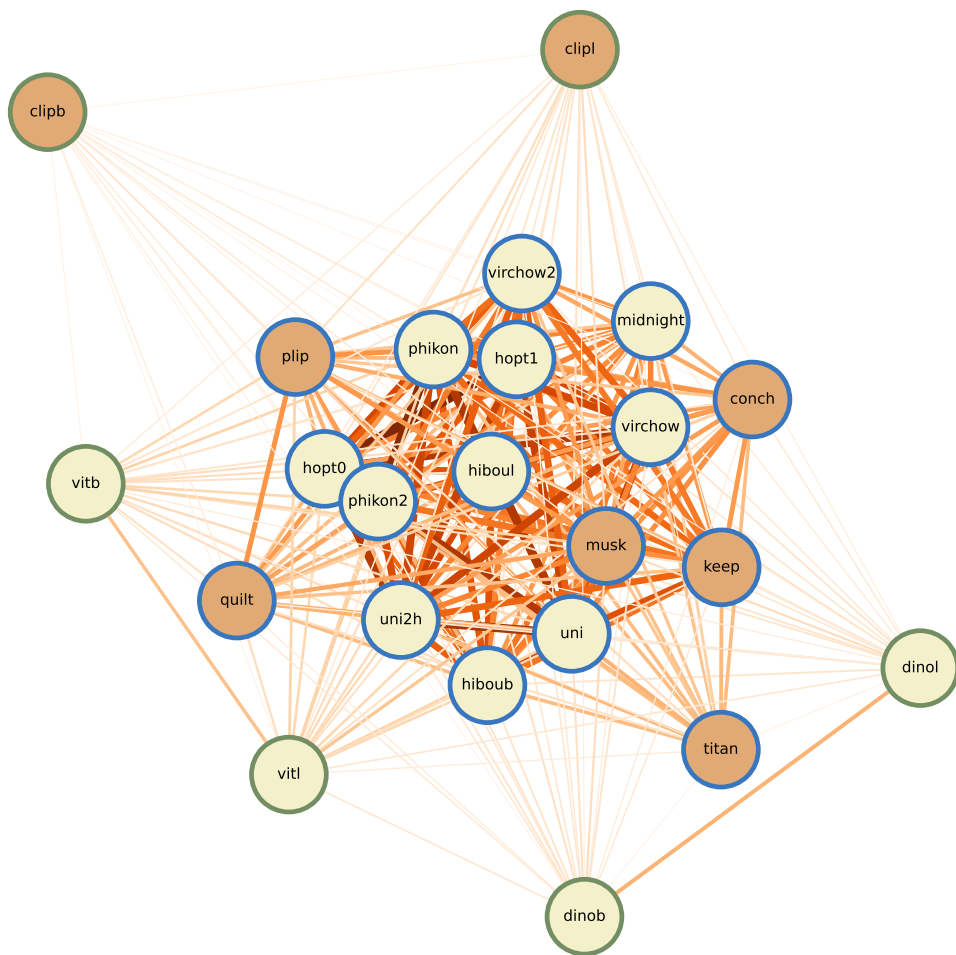


Figure S23: **Alignment scoring** (*Mutual knn*) on *esca*.

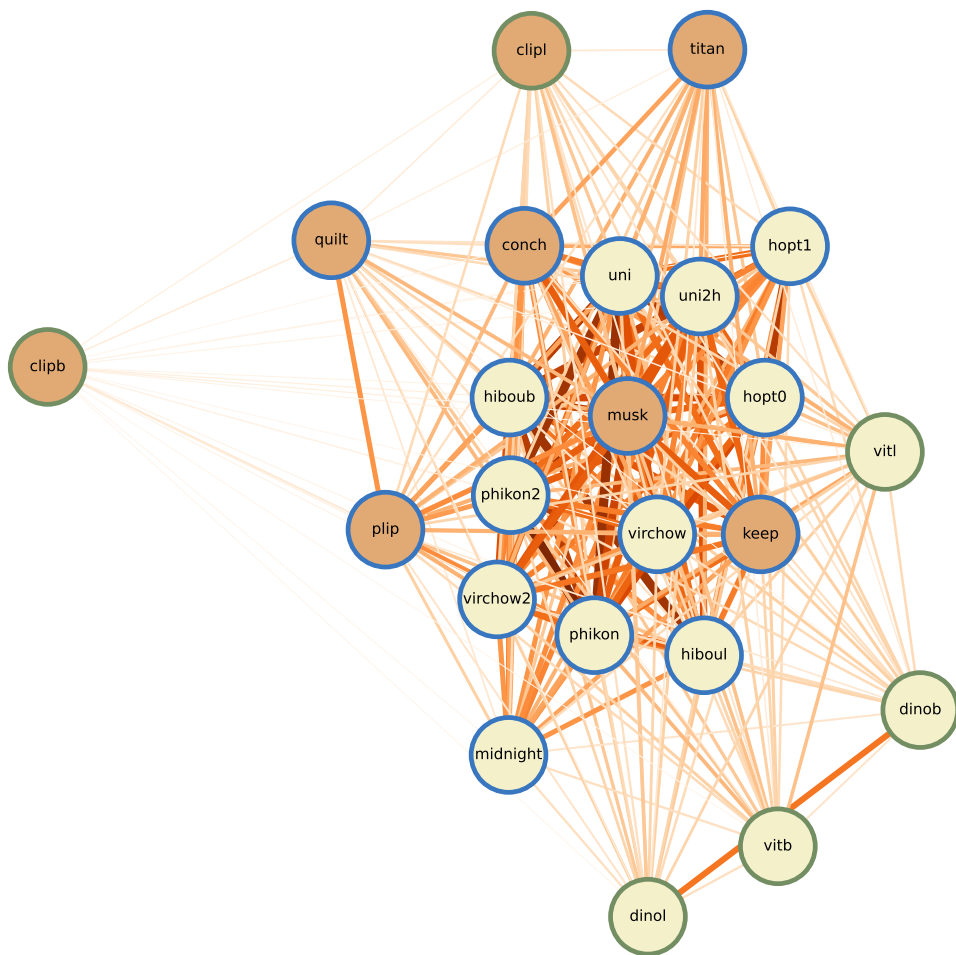


Figure S24: **Alignment scoring** (*Mutual knn*) on *mhist*.



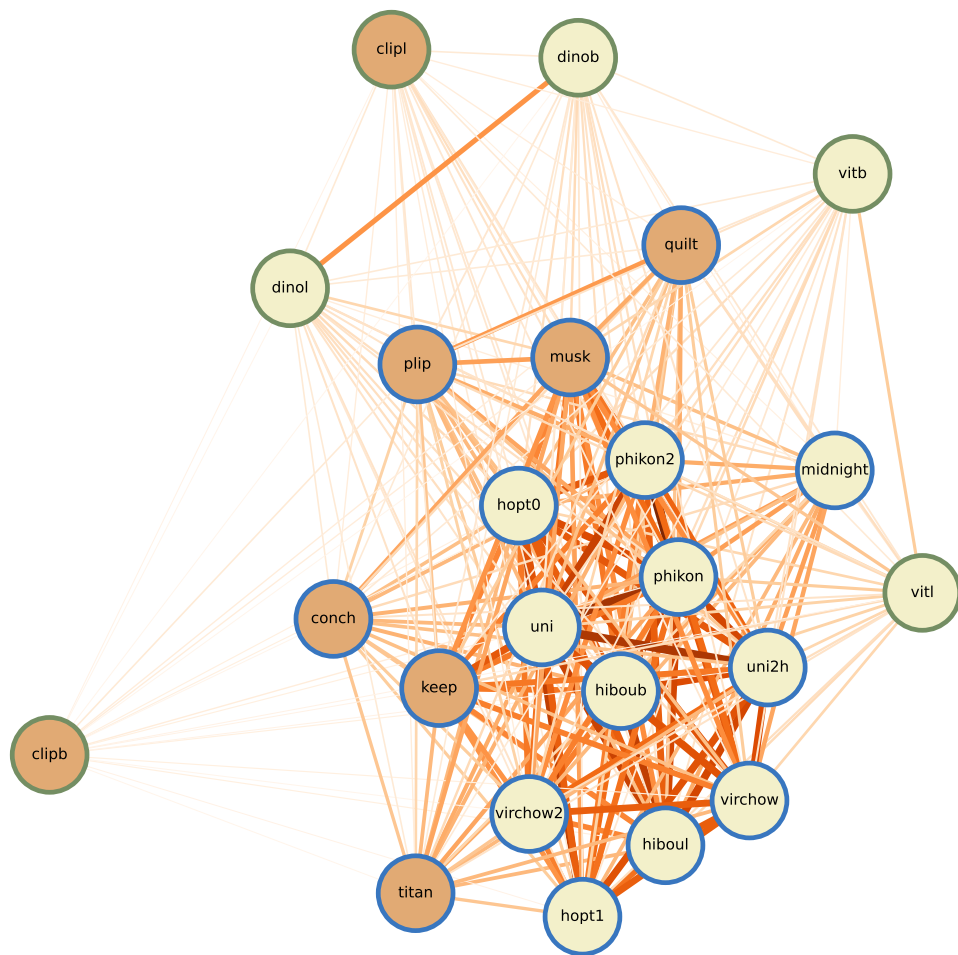


Figure S25: **Alignment scoring** (*Mutual knn*) on *patch camelyon*.

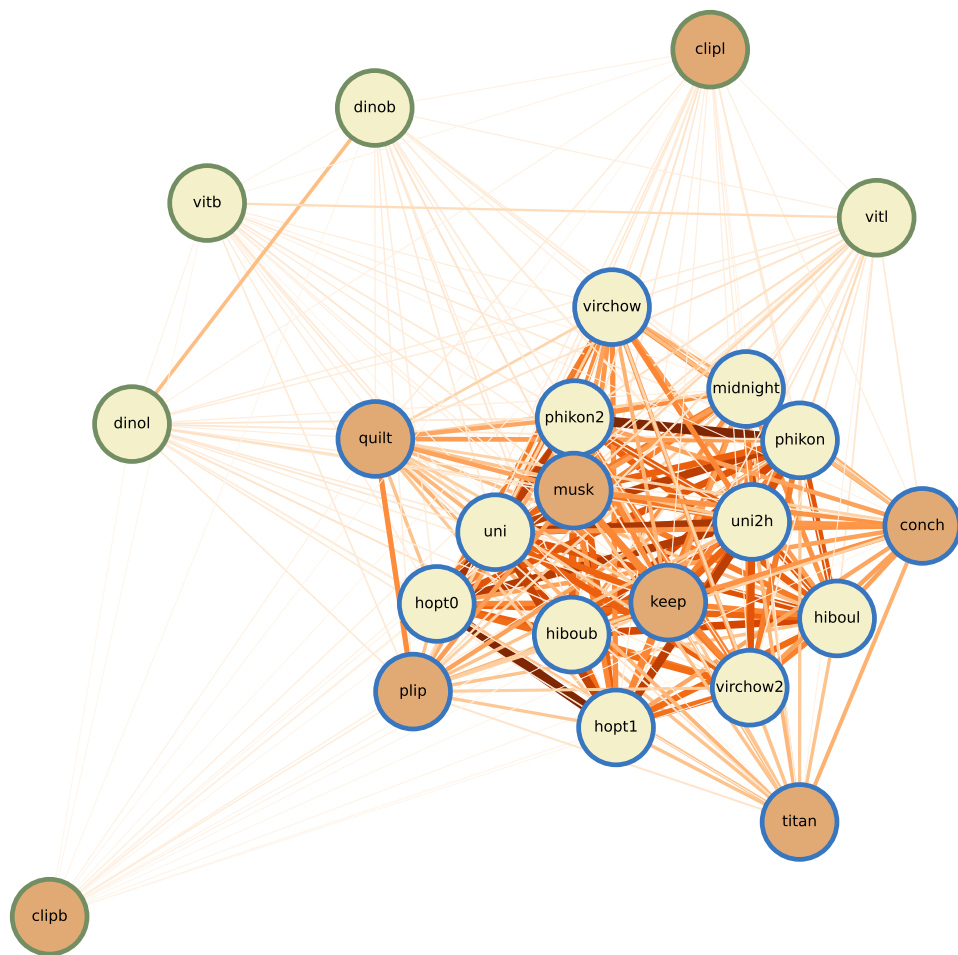


Figure S26: **Alignment scoring** (*Mutual knn*) on *tcga crc msi*.

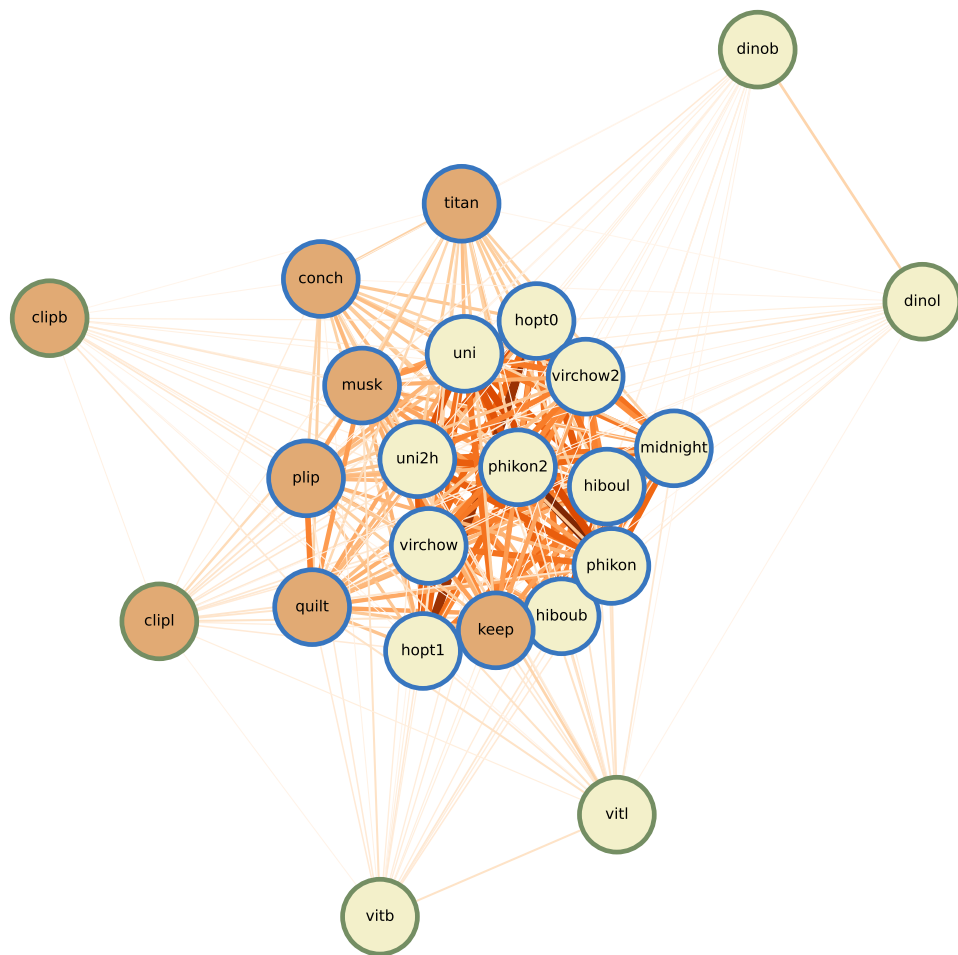


Figure S27: **Alignment scoring** (*Mutual knn*) on *tcga tils*.

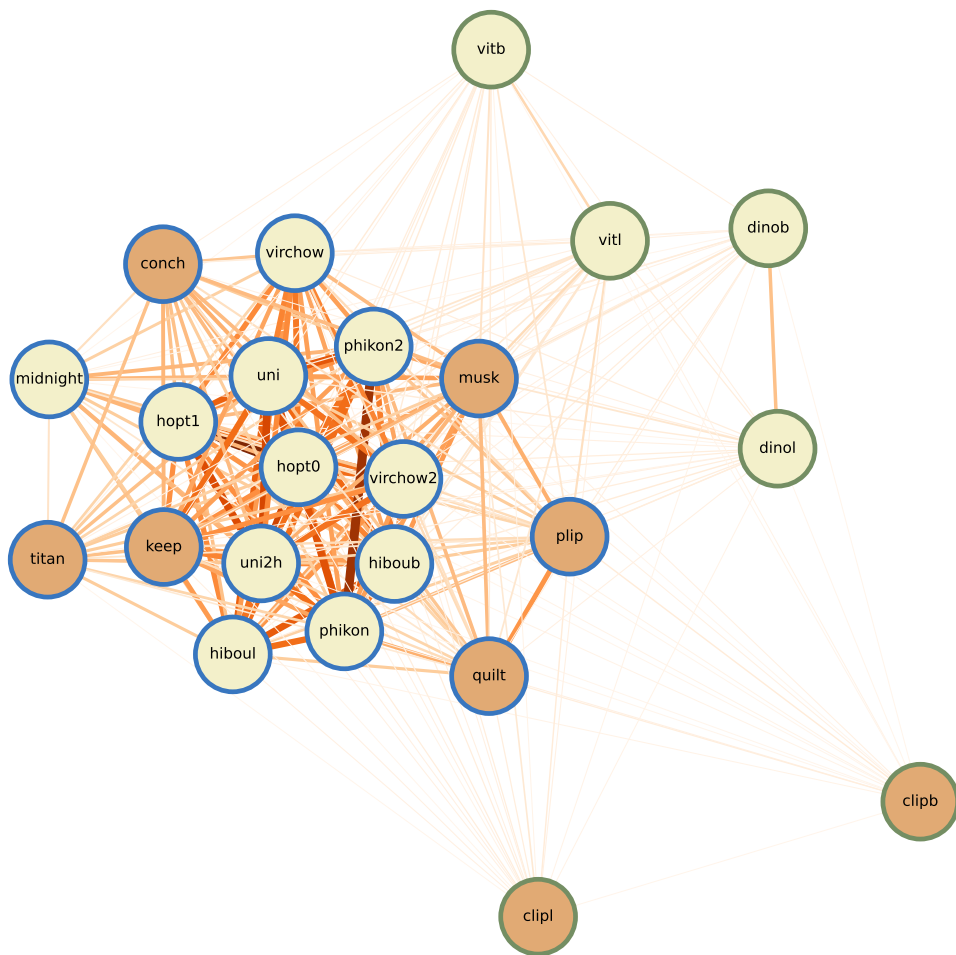


Figure S28: **Alignment scoring** (*Mutual knn*) on *tcga uniform*.

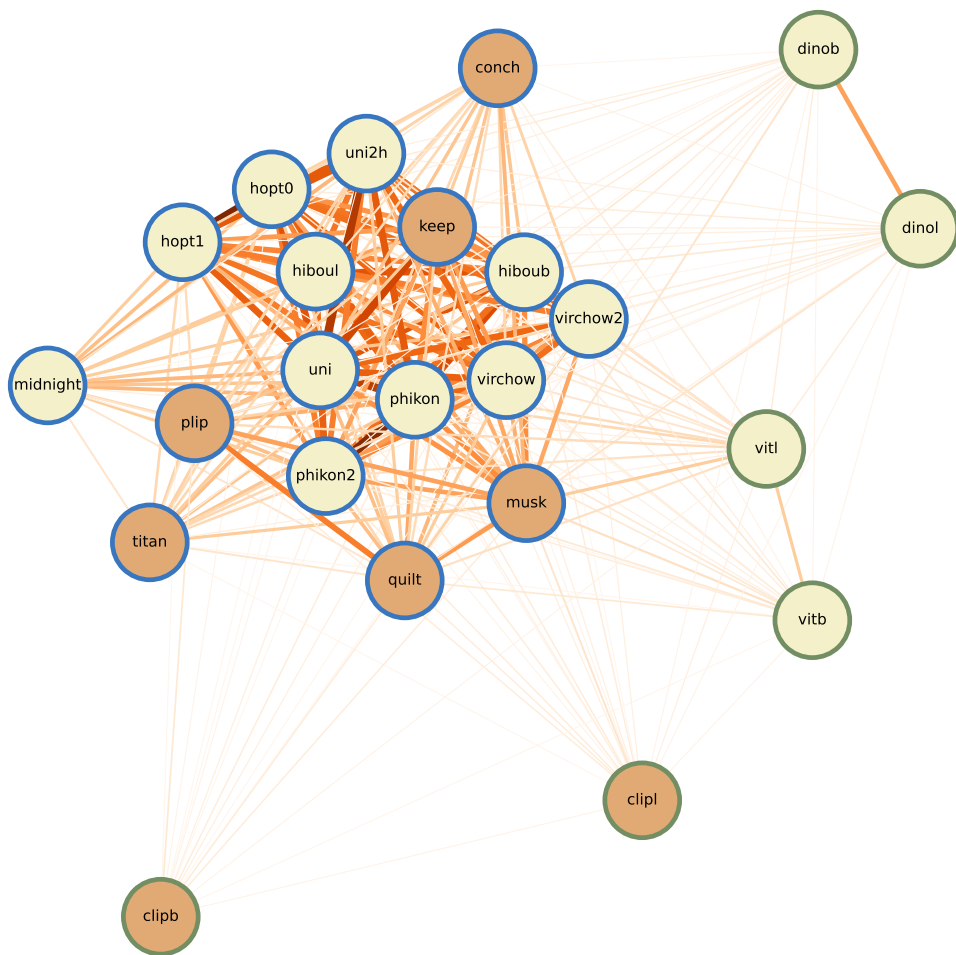


Figure S29: **Alignment scoring** (*Mutual knn*) on *wilds*.

Table S33: Quantitative performance (Balanced accuracy) on k-nn classification.

Model	bach	bracs	break-h	ccrc	crc	esca	mhist	pcam	tcga-crc	tcga-tils	tcga-unif	wilds
hiboub	82.9	58.8	60.4	80.0	93.4	80.4	63.8	91.9	65.5	84.8	61.1	97.7
	[77.1, 88.3]	[55.1, 62.3]	[55.1, 65.6]	[79.1, 80.8]	[92.7, 94.0]	[79.9, 80.9]	[60.7, 66.9]	[91.6, 92.1]	[64.8, 66.2]	[84.4, 85.3]	[60.6, 61.6]	[97.6, 97.8]
	76.4	57.6	65.7	76.5	91.6	77.1	74.9	91.1	67.6	83.4	64.3	88.3
hiboul	69.7, 83.1]	[53.7, 61.2]	[60.1, 71.3]	[75.6, 77.4]	[90.9, 92.3]	[76.6, 77.6]	[72.1, 77.7]	[90.8, 91.4]	[66.9, 68.3]	[82.9, 83.8]	[63.8, 64.8]	[88.1, 88.5]
	67.0	54.4	82.0	91.1	93.3	83.6	74.1	89.3	69.0	86.8	72.6	97.9
	[59.3, 74.6]	[51.0, 57.9]	[77.1, 86.8]	[90.5, 91.8]	[92.7, 94.0]	[83.1, 84.0]	[71.3, 77.0]	[89.0, 89.6]	[68.3, 69.7]	[86.4, 87.2]	[72.1, 73.0]	[97.8, 98.0]
hopt0	71.7	57.2	77.7	93.0	92.6	85.2	74.7	90.7	70.4	86.1	76.6	98.4
	[64.5, 78.8]	[53.8, 60.8]	[72.0, 83.1]	[92.4, 93.6]	[91.9, 93.3]	[84.8, 85.6]	[71.7, 77.6]	[90.4, 91.0]	[69.7, 71.1]	[85.6, 86.5]	[76.1, 77.1]	[98.3, 98.5]
	86.3	52.9	56.7	91.3	94.3	81.4	69.2	88.1	64.9	86.4	76.9	95.0
midnight	[80.7, 91.5]	[49.4, 56.2]	[50.5, 62.9]	[90.6, 92.0]	[93.7, 94.9]	[81.0, 81.8]	[66.1, 72.2]	[87.8, 88.4]	[64.2, 65.6]	[86.0, 86.8]	[76.4, 77.4]	[94.8, 95.1]
	57.2	50.6	64.5	86.4	93.3	79.3	67.1	87.5	61.6	82.8	61.8	89.3
	[48.5, 65.8]	[46.7, 54.3]	[59.1, 69.8]	[85.7, 87.2]	[92.7, 94.0]	[78.9, 79.8]	[64.2, 70.1]	[87.2, 87.9]	[60.8, 62.3]	[82.3, 83.3]	[61.3, 62.4]	[89.1, 90.1]
phikon	54.8	49.1	49.7	79.2	92.3	77.6	66.1	82.6	60.6	78.5	68.2	91.0
	[45.8, 63.7]	[45.6, 52.6]	[44.1, 55.7]	[78.2, 80.1]	[91.6, 92.9]	[77.1, 78.0]	[63.0, 69.1]	[82.2, 83.0]	[59.8, 61.3]	[78.0, 79.0]	[67.7, 68.7]	[90.9, 91.2]
	72.9	57.3	78.6	88.2	93.8	84.3	71.0	89.8	66.6	86.6	67.9	97.8
uni	[65.5, 79.8]	[53.6, 60.8]	[73.4, 83.6]	[87.4, 88.8]	[93.1, 94.4]	[83.9, 84.7]	[68.1, 73.8]	[89.5, 90.1]	[65.9, 67.3]	[86.1, 87.0]	[67.4, 68.4]	[97.7, 97.9]
	87.7	57.1	76.7	92.2	95.3	85.5	70.1	93.4	68.7	87.6	74.5	98.0
	[83.0, 92.4]	[53.7, 60.6]	[71.1, 82.1]	[91.6, 92.8]	[94.8, 95.9]	[85.1, 85.9]	[67.2, 72.9]	[93.1, 93.7]	[68.0, 69.4]	[87.2, 88.0]	[74.0, 75.0]	[98.0, 98.1]
uni2h	55.7	52.7	54.1	86.2	93.6	82.7	68.9	90.0	66.0	87.1	61.5	97.5
	[46.7, 64.4]	[48.9, 56.3]	[48.9, 59.3]	[85.4, 87.0]	[93.0, 94.2]	[82.3, 83.1]	[65.9, 72.0]	[89.6, 90.3]	[65.2, 66.7]	[86.7, 87.6]	[61.0, 62.0]	[97.4, 97.6]
	83.6	57.6	78.9	91.6	94.7	87.9	73.9	89.8	68.6	86.3	70.2	97.6
virchow	[77.1, 89.2]	[54.1, 60.8]	[74.4, 83.5]	[90.9, 92.3]	[94.1, 95.3]	[87.5, 88.4]	[71.0, 76.7]	[89.5, 90.1]	[67.9, 69.3]	[85.9, 86.8]	[69.7, 70.7]	[97.5, 97.7]
	86.9	59.7	64.7	89.5	94.4	80.9	68.6	85.7	66.5	83.8	60.3	95.1
	[82.6, 90.9]	[56.3, 62.8]	[59.6, 69.5]	[88.7, 90.3]	[93.7, 94.9]	[80.4, 81.3]	[65.6, 71.6]	[85.4, 86.1]	[65.8, 67.2]	[83.4, 84.3]	[59.8, 60.8]	[94.9, 95.2]
virchow2	82.8	60.2	76.8	88.0	93.3	80.8	70.7	87.7	67.1	85.4	61.7	94.1
	[76.7, 88.5]	[56.4, 63.6]	[71.4, 81.6]	[87.3, 88.8]	[92.7, 93.9]	[80.3, 81.3]	[67.7, 73.4]	[87.4, 88.1]	[66.4, 67.8]	[84.9, 85.8]	[61.1, 62.2]	[93.9, 94.2]
	86.5	57.2	73.7	93.6	92.2	86.2	67.5	90.2	67.4	88.0	67.2	97.0
titan	[80.6, 92.1]	[54.1, 60.3]	[68.0, 79.2]	[93.0, 94.1]	[91.4, 92.9]	[85.8, 86.7]	[64.6, 70.5]	[89.9, 90.5]	[66.8, 68.1]	[87.5, 88.3]	[66.7, 67.7]	[96.9, 97.1]
	68.4	59.1	80.1	82.3	93.1	77.4	70.8	85.6	65.2	85.5	53.0	95.5
	[61.4, 75.0]	[55.6, 62.5]	[75.0, 85.0]	[81.4, 83.2]	[92.4, 93.7]	[76.9, 77.9]	[67.8, 73.6]	[85.2, 85.9]	[64.5, 66.0]	[85.1, 85.9]	[52.5, 53.5]	[95.3, 95.6]
musk	67.3	49.7	45.5	76.0	92.7	59.7	62.1	84.0	61.3	82.4	44.6	94.0
	[58.8, 75.8]	[46.2, 53.2]	[41.0, 50.0]	[75.0, 77.0]	[92.0, 93.3]	[59.3, 60.2]	[59.0, 65.2]	[83.6, 84.4]	[60.5, 62.0]	[82.0, 82.8]	[44.2, 45.1]	[93.8, 94.2]
	64.8	53.4	55.2	73.3	92.6	57.5	66.6	84.2	61.1	82.4	45.1	94.3
quilt	[56.7, 72.4]	[50.1, 56.9]	[50.3, 60.3]	[72.3, 74.4]	[92.0, 93.3]	[57.1, 57.9]	[63.6, 69.8]	[83.8, 84.5]	[60.4, 61.7]	[82.0, 82.9]	[44.5, 45.6]	[94.1, 94.4]
	64.8	46.8	60.7	77.2	87.6	65.0	75.2	80.7	63.6	81.8	35.4	87.1
	[57.1, 72.2]	[43.3, 50.2]	[55.0, 66.8]	[76.3, 78.1]	[86.8, 88.4]	[64.5, 65.5]	[72.5, 78.0]	[80.3, 81.1]	[62.9, 64.3]	[81.4, 82.3]	[34.9, 35.8]	[86.8, 87.3]
dinob	67.4	50.4	61.7	77.7	87.0	65.1	80.4	80.9	62.7	81.9	36.4	90.3
	[59.5, 75.0]	[47.0, 53.6]	[56.6, 67.0]	[76.7, 78.6]	[86.2, 87.8]	[64.6, 65.7]	[77.7, 83.2]	[80.5, 81.3]	[62.0, 63.5]	[81.4, 82.3]	[35.9, 36.8]	[90.1, 90.5]
	57.6	49.0	53.3	67.1	88.6	58.5	68.2	78.5	59.5	80.2	34.0	86.6
vitb	[49.0, 65.8]	[45.5, 52.4]	[47.9, 58.7]	[65.9, 68.2]	[87.9, 89.5]	[58.0, 59.0]	[65.2, 71.1]	[78.1, 78.9]	[58.8, 60.3]	[79.8, 80.7]	[33.6, 34.5]	[86.4, 86.9]
	59.4	49.3	64.1	72.2	90.0	62.8	69.7	79.1	63.2	81.8	37.7	90.2
	[51.6, 67.1]	[45.8, 52.9]	[58.0, 70.1]	[71.1, 73.3]	[89.2, 90.8]	[62.4, 63.3]	[66.6, 72.6]	[78.7, 79.6]	[62.5, 63.9]	[81.4, 82.3]	[37.2, 38.2]	[90.0, 90.4]
vitl	48.5	45.7	52.6	69.2	83.6	54.0	66.6	78.6	58.4	75.5	31.9	88.3
	[40.1, 56.6]	[42.2, 49.1]	[46.7, 58.8]	[68.1, 70.2]	[82.7, 84.4]	[53.6, 54.5]	[63.6, 69.6]	[78.2, 79.0]	[57.7, 59.2]	[75.1, 76.0]	[31.4, 32.3]	[88.1, 88.6]
	56.2	49.1	50.2	67.9	86.6	60.0	62.2	81.1	59.2	78.6	36.2	90.6
clipb	[48.1, 64.0]	[45.5, 52.6]	[44.9, 55.9]	[66.7, 69.0]	[85.8, 87.6]	[59.5, 60.5]	[59.2, 65.4]	[80.7, 81.5]	[58.5, 59.9]	[78.1, 79.0]	[35.8, 36.7]	[90.4, 90.8]



Table S34: Quantitative performance (F1 score) on k-nn classification.

Model	bach	bracs	break-h	crc	crc	esca	mhst	pcam	tcga-crc	tcga-tils	tcga-unif	wilds
hiboub	79.5	56.9	62.6	76.1	92.9	76.9	63.8	91.8	61.6	87.5	62.4	97.7
	[72.1, 86.0]	[52.8, 60.6]	[56.1, 68.7]	[75.0, 77.2]	[92.2, 93.5]	[76.6, 77.3]	[60.7, 66.9]	[91.5, 92.1]	[61.0, 62.2]	[87.1, 87.9]	[61.8, 62.9]	[97.6, 97.8]
	73.6	56.2	66.5	71.5	91.0	73.8	75.5	91.0	62.7	86.6	65.4	88.2
hiboul	[66.1, 80.6]	[52.2, 59.8]	[61.0, 71.7]	[70.4, 72.6]	[90.3, 91.7]	[73.4, 74.2]	[72.7, 78.3]	[90.7, 91.3]	[62.1, 63.3]	[86.3, 87.0]	[64.9, 66.0]	[88.0, 88.4]
	65.6	52.2	81.9	90.5	93.1	82.1	73.2	89.3	62.4	89.2	73.2	97.9
	[57.0, 73.6]	[48.4, 55.9]	[77.1, 86.3]	[89.8, 91.2]	[92.4, 93.8]	[81.7, 82.4]	[70.3, 76.1]	[88.9, 89.6]	[61.8, 63.0]	[88.9, 89.6]	[72.7, 73.7]	[97.8, 98.0]
hopt0	68.3	55.0	80.3	92.3	92.6	84.4	74.9	90.6	64.1	88.1	77.4	98.4
	[59.7, 75.8]	[51.1, 58.7]	[75.0, 84.9]	[91.6, 93.0]	[91.9, 93.3]	[84.0, 84.8]	[71.9, 77.7]	[90.3, 90.9]	[63.5, 64.7]	[87.7, 88.5]	[76.9, 77.8]	[98.3, 98.5]
	84.3	50.2	58.1	91.6	94.2	81.4	69.2	88.0	61.9	87.6	77.4	95.0
midnight	[77.8, 89.9]	[46.5, 53.8]	[51.6, 64.0]	[90.9, 92.2]	[93.5, 94.8]	[81.0, 81.8]	[66.1, 72.1]	[87.7, 88.4]	[61.3, 62.6]	[87.3, 88.0]	[77.0, 77.9]	[94.8, 95.1]
	56.7	50.0	63.2	83.7	93.1	77.0	67.6	87.4	57.3	85.1	63.4	89.2
	[47.6, 64.5]	[46.0, 53.7]	[57.2, 68.5]	[82.7, 84.6]	[92.5, 93.8]	[76.6, 77.3]	[64.5, 70.7]	[87.0, 87.7]	[56.7, 57.9]	[84.7, 85.5]	[62.9, 63.9]	[88.9, 89.4]
phikon	53.1	45.9	51.6	77.2	92.1	75.8	66.1	82.2	56.8	80.8	69.1	91.0
	[44.2, 61.5]	[42.4, 49.3]	[45.5, 57.7]	[76.1, 78.2]	[91.4, 92.8]	[75.5, 76.2]	[63.0, 69.1]	[81.8, 82.6]	[56.2, 57.4]	[80.4, 81.3]	[68.6, 69.6]	[90.8, 91.2]
	71.0	55.6	78.2	86.6	93.8	82.1	71.1	89.7	61.9	88.9	69.1	97.8
uni	[62.1, 78.4]	[51.6, 59.3]	[72.9, 83.0]	[85.7, 87.4]	[93.1, 94.4]	[81.8, 82.5]	[68.1, 73.9]	[89.4, 90.0]	[61.3, 62.5]	[88.6, 89.3]	[68.6, 69.6]	[97.7, 97.9]
	85.3	56.1	79.4	91.0	95.0	83.2	70.8	93.4	64.1	89.1	75.1	98.0
	[79.4, 90.8]	[52.5, 59.6]	[74.1, 83.9]	[90.2, 91.7]	[94.4, 95.6]	[82.8, 83.6]	[67.8, 73.7]	[93.1, 93.6]	[63.5, 64.7]	[88.8, 89.5]	[74.6, 75.6]	[98.0, 98.1]
uni2h	55.2	51.3	56.2	83.8	92.5	81.8	68.4	89.9	61.8	88.7	62.7	97.5
	[46.0, 63.3]	[47.2, 54.9]	[49.7, 62.2]	[82.8, 84.7]	[91.9, 93.2]	[81.4, 82.1]	[65.4, 71.4]	[89.6, 90.2]	[61.2, 62.4]	[88.4, 89.1]	[62.1, 63.2]	[97.4, 97.6]
	81.6	54.9	80.3	91.1	94.3	86.6	73.5	89.8	65.5	88.7	70.8	97.6
virchow	[74.5, 87.8]	[51.0, 58.5]	[75.4, 84.8]	[90.4, 91.8]	[93.7, 94.9]	[86.2, 87.0]	[70.7, 76.1]	[89.4, 90.1]	[64.9, 66.2]	[88.3, 89.0]	[70.3, 71.3]	[97.5, 97.7]
	82.4	56.9	64.9	89.5	93.7	80.1	68.6	85.6	63.6	86.3	61.1	95.1
	[76.1, 88.1]	[52.9, 60.5]	[59.4, 69.9]	[88.7, 90.3]	[93.1, 94.3]	[79.7, 80.5]	[65.6, 71.7]	[85.2, 86.0]	[62.9, 64.2]	[85.9, 86.7]	[60.6, 61.6]	[94.9, 95.2]
conch	80.5	59.4	76.9	87.2	92.9	80.7	71.4	87.6	62.5	87.8	62.8	94.1
	[73.5, 86.6]	[55.4, 62.9]	[71.4, 81.4]	[86.4, 88.0]	[92.3, 93.6]	[80.2, 81.1]	[68.4, 74.2]	[87.3, 88.0]	[61.9, 63.1]	[87.4, 88.1]	[62.3, 63.4]	[93.9, 94.2]
	85.5	53.0	73.8	93.0	92.5	83.6	67.9	90.1	63.6	89.5	67.4	97.0
titan	[79.3, 91.2]	[49.4, 56.6]	[68.1, 78.7]	[92.4, 93.6]	[91.8, 93.9]	[83.3, 83.9]	[64.9, 70.9]	[89.8, 90.4]	[63.0, 64.2]	[89.2, 89.9]	[66.9, 67.9]	[96.8, 97.1]
	64.3	57.8	79.4	80.2	92.8	76.4	71.3	85.4	61.6	87.9	54.4	95.4
	[55.6, 72.0]	[53.9, 61.3]	[74.3, 83.9]	[79.2, 81.2]	[92.1, 93.5]	[76.0, 76.8]	[68.3, 74.2]	[85.0, 85.8]	[61.0, 62.2]	[87.5, 88.2]	[53.9, 54.9]	[95.3, 95.6]
musk	67.8	48.2	45.3	73.0	92.1	59.5	62.2	83.9	57.0	84.9	45.9	94.0
	[59.4, 75.5]	[44.5, 51.6]	[40.2, 49.8]	[71.8, 74.1]	[91.4, 92.8]	[59.0, 60.1]	[59.0, 65.2]	[83.5, 84.3]	[56.4, 57.6]	[84.5, 85.3]	[45.4, 46.4]	[93.8, 94.2]
	62.2	50.7	56.5	70.5	92.1	55.3	66.4	84.0	56.9	84.8	46.5	94.3
quilt	[53.2, 69.9]	[46.9, 54.4]	[50.7, 62.3]	[69.3, 71.7]	[91.4, 92.8]	[54.9, 55.8]	[63.4, 69.5]	[83.6, 84.4]	[56.4, 57.5]	[84.4, 85.2]	[45.9, 47.0]	[94.1, 94.4]
	59.7	43.7	64.1	73.1	86.7	66.7	76.4	80.6	58.2	82.5	36.5	86.9
	[51.4, 67.2]	[39.9, 47.2]	[58.1, 69.7]	[72.0, 74.2]	[85.9, 87.6]	[66.1, 67.2]	[73.5, 79.2]	[80.2, 81.1]	[57.6, 58.7]	[82.1, 82.9]	[36.0, 37.1]	[86.7, 87.2]
dinob	64.0	46.8	65.0	74.1	86.3	67.2	80.5	80.8	58.0	83.6	38.0	90.3
	[55.7, 71.6]	[43.0, 50.2]	[59.0, 70.7]	[72.9, 75.2]	[85.4, 87.1]	[66.6, 67.8]	[77.8, 83.1]	[80.4, 81.2]	[57.4, 58.5]	[83.2, 84.0]	[37.5, 38.6]	[90.1, 90.5]
	54.7	45.4	55.7	63.4	87.8	58.3	68.8	78.3	56.5	82.0	35.7	86.5
vitb	[46.0, 62.3]	[41.7, 49.0]	[49.5, 61.5]	[62.2, 64.6]	[87.0, 88.7]	[57.8, 58.8]	[65.7, 71.7]	[77.9, 78.8]	[55.9, 57.1]	[81.6, 82.4]	[35.2, 36.2]	[86.3, 86.8]
	55.4	46.9	64.2	70.3	89.2	64.6	70.2	78.8	57.4	83.6	39.4	90.2
	[46.8, 63.3]	[42.9, 50.5]	[58.2, 69.7]	[69.1, 71.5]	[88.4, 90.0]	[64.0, 65.2]	[67.1, 73.2]	[78.4, 79.3]	[56.8, 58.0]	[83.2, 84.0]	[38.8, 39.9]	[90.0, 90.4]
vitl	45.3	42.5	54.6	65.0	81.3	53.8	66.6	78.5	54.7	78.4	33.6	88.3
	[37.0, 52.9]	[38.9, 46.0]	[48.2, 60.6]	[63.8, 66.2]	[80.4, 82.2]	[53.3, 54.4]	[63.7, 69.6]	[78.0, 78.9]	[54.1, 55.3]	[77.9, 78.9]	[33.0, 34.1]	[88.1, 88.6]
	52.0	46.6	52.1	64.8	86.3	60.4	62.4	81.0	55.4	81.3	38.1	90.6
clipb	[43.4, 59.9]	[42.7, 50.2]	[46.1, 58.2]	[63.6, 66.0]	[85.4, 87.2]	[59.8, 60.9]	[59.3, 65.7]	[80.6, 81.5]	[54.8, 55.9]	[80.9, 81.8]	[37.6, 38.7]	[90.4, 90.7]
	59.9	50.2	58.2	66.0	87.2	60.9	65.7	81.5	55.9	81.8	38.7	90.7

Table S35: Quantitative performance (Balanced accuracy) on linear probing.

Model	bach	bracs	break-h	ccrc	crc	esca	mhst	pcam	tcga-crc	tcga-tils	tcga-unif	wilds
hiboub	70.7	62.0	55.8	86.6	94.5	78.5	75.8	93.4	71.0	88.3	68.7	97.1
	[64.2, 77.2]	[58.2, 65.8]	[49.9, 61.5]	[85.8, 87.4]	[93.9, 95.1]	[77.9, 79.0]	[73.0, 78.6]	[93.1, 93.6]	[70.3, 71.7]	[87.9, 88.7]	[68.1, 69.2]	[97.0, 97.2]
	79.3	63.0	67.2	89.2	93.8	79.3	81.2	93.3	75.1	89.3	73.6	98.1
hiboul	[72.9, 85.6]	[59.2, 66.8]	[61.8, 72.7]	[88.4, 89.9]	[93.1, 94.4]	[78.8, 79.9]	[78.6, 83.7]	[93.1, 93.6]	[74.5, 75.8]	[88.9, 89.7]	[73.1, 74.1]	[98.0, 98.2]
	71.0	60.6	62.8	91.0	93.5	82.5	83.7	93.0	73.3	89.5	78.1	98.7
	[62.9, 78.6]	[56.7, 64.4]	[56.7, 68.6]	[90.3, 91.7]	[92.8, 94.1]	[82.0, 83.0]	[81.2, 85.9]	[92.7, 93.3]	[72.6, 74.0]	[89.2, 89.9]	[77.6, 78.5]	[98.7, 98.8]
hopt0	76.1	65.2	74.6	92.1	94.7	86.0	81.5	93.3	74.9	89.7	79.8	98.2
	[69.5, 82.5]	[61.7, 68.8]	[68.9, 80.1]	[91.5, 92.8]	[94.1, 95.3]	[85.5, 86.5]	[79.0, 84.1]	[93.1, 93.6]	[74.2, 75.5]	[89.3, 90.1]	[79.4, 80.3]	[98.1, 98.3]
	90.1	64.1	54.3	91.6	95.9	85.6	79.6	93.6	69.5	89.9	84.2	98.3
midnight	[85.4, 94.5]	[60.3, 67.8]	[48.8, 59.8]	[90.9, 92.2]	[95.4, 96.4]	[85.1, 86.1]	[76.9, 82.1]	[93.3, 93.8]	[68.7, 70.1]	[89.5, 90.3]	[83.8, 84.7]	[98.2, 98.3]
	70.2	57.5	62.2	89.7	92.9	79.6	78.3	91.0	68.6	89.4	74.9	97.8
	[62.3, 77.8]	[53.8, 61.3]	[56.6, 68.0]	[88.9, 90.4]	[92.2, 93.5]	[79.1, 80.1]	[75.7, 80.9]	[90.7, 91.3]	[67.8, 69.3]	[89.0, 89.8]	[74.4, 75.5]	[97.7, 97.9]
phikon	68.1	59.1	53.1	81.4	92.2	79.5	79.4	90.8	64.6	90.1	76.3	95.8
	[60.5, 75.9]	[55.5, 62.6]	[47.2, 59.1]	[80.7, 82.1]	[91.5, 92.8]	[79.0, 80.1]	[76.7, 82.1]	[90.5, 91.1]	[63.9, 65.3]	[89.7, 90.4]	[75.8, 76.7]	[95.7, 95.9]
	74.7	59.5	69.1	91.7	93.6	83.7	82.5	93.8	71.0	88.6	73.7	97.2
uni	[67.2, 81.7]	[55.7, 63.4]	[63.4, 75.0]	[91.1, 92.4]	[93.0, 94.3]	[83.2, 84.3]	[79.9, 84.9]	[93.5, 94.1]	[70.3, 71.7]	[88.2, 89.0]	[73.2, 74.2]	[97.1, 97.3]
	87.4	65.9	75.4	91.3	94.5	86.3	77.9	95.0	73.9	89.4	77.7	98.9
	[82.3, 92.3]	[62.2, 69.3]	[69.8, 80.8]	[90.7, 91.9]	[93.9, 95.0]	[85.9, 86.8]	[75.1, 80.7]	[94.7, 95.2]	[73.2, 74.5]	[89.0, 89.8]	[77.2, 78.1]	[98.8, 99.0]
uni2h	67.0	60.1	60.6	92.1	93.5	85.4	82.7	93.6	71.2	89.3	73.6	97.6
	[58.5, 74.8]	[56.2, 64.0]	[54.8, 66.4]	[91.5, 92.8]	[92.8, 94.3]	[84.9, 85.8]	[80.2, 85.1]	[93.4, 93.9]	[70.6, 71.9]	[89.0, 89.7]	[73.1, 74.1]	[97.5, 97.7]
	78.4	63.7	70.2	93.7	92.7	88.0	84.8	92.8	74.4	89.9	77.1	90.1
virchow	[71.6, 85.1]	[60.2, 67.2]	[65.2, 75.6]	[93.2, 94.3]	[92.0, 93.5]	[87.5, 88.5]	[82.3, 87.0]	[92.5, 93.1]	[73.7, 75.0]	[89.5, 90.2]	[76.6, 77.6]	[98.9, 99.0]
	87.3	60.1	65.9	89.6	94.1	81.4	80.0	90.6	69.1	85.2	66.9	97.2
	[82.1, 92.3]	[56.3, 63.9]	[60.2, 71.5]	[88.9, 90.3]	[93.4, 94.7]	[80.9, 81.9]	[77.2, 82.5]	[90.3, 90.9]	[68.4, 69.8]	[84.7, 85.6]	[66.4, 67.4]	[97.1, 97.3]
conch	83.2	63.2	74.6	88.3	94.3	82.8	81.2	91.4	69.2	88.2	69.1	96.7
	[79.2, 87.4]	[59.6, 66.8]	[69.2, 80.0]	[87.6, 89.1]	[93.7, 94.9]	[82.2, 83.4]	[78.5, 83.7]	[91.1, 91.7]	[68.5, 69.9]	[87.8, 88.6]	[68.6, 69.6]	[96.6, 96.8]
	82.0	63.1	63.2	93.4	95.0	86.1	76.2	92.7	71.9	88.1	71.4	97.4
keep	[76.5, 87.1]	[59.4, 66.7]	[57.3, 68.8]	[92.9, 94.1]	[94.4, 95.5]	[85.7, 86.5]	[73.3, 78.9]	[92.4, 92.9]	[71.2, 72.5]	[87.8, 88.6]	[70.9, 72.0]	[97.3, 97.5]
	74.3	64.2	73.5	84.7	91.0	79.0	79.2	89.4	68.1	87.1	64.5	96.0
	[68.0, 80.5]	[60.5, 67.8]	[68.5, 78.5]	[83.8, 85.6]	[90.2, 91.8]	[78.4, 79.5]	[76.6, 81.9]	[89.0, 89.7]	[67.4, 68.8]	[86.6, 87.5]	[63.9, 65.1]	[95.9, 96.2]
musk	64.3	57.3	44.2	76.2	88.3	68.2	79.0	87.9	62.4	86.3	53.5	89.1
	[56.3, 72.1]	[53.5, 60.9]	[39.2, 49.3]	[75.1, 77.3]	[87.5, 89.1]	[67.7, 68.7]	[76.3, 81.6]	[87.5, 88.2]	[61.7, 63.1]	[85.9, 86.7]	[52.9, 54.0]	[88.9, 89.3]
	60.9	56.9	58.1	64.6	92.4	63.2	73.5	87.4	64.4	85.3	53.3	94.7
quilt	[53.1, 68.7]	[53.3, 60.7]	[52.2, 63.9]	[63.5, 65.8]	[91.7, 93.2]	[62.8, 63.6]	[70.6, 76.3]	[87.0, 87.8]	[63.7, 65.1]	[84.9, 85.7]	[52.7, 53.8]	[94.5, 94.8]
	66.9	53.3	76.4	79.5	90.3	74.7	81.9	86.3	66.5	83.5	53.4	90.7
	[59.1, 74.4]	[49.4, 57.0]	[70.8, 81.9]	[78.5, 80.6]	[89.6, 91.1]	[74.1, 75.2]	[79.3, 84.3]	[85.9, 86.7]	[65.8, 67.2]	[83.1, 83.9]	[52.8, 53.9]	[90.5, 90.9]
dinob	71.1	51.7	74.9	82.6	91.3	72.4	82.8	87.2	67.1	83.1	55.5	90.3
	[63.3, 78.7]	[47.9, 55.4]	[69.5, 80.4]	[81.7, 83.5]	[90.5, 92.0]	[71.9, 72.9]	[80.2, 85.3]	[86.8, 87.5]	[66.4, 67.9]	[82.6, 83.5]	[55.0, 56.1]	[90.1, 90.5]
	60.3	56.9	63.4	80.1	91.1	66.7	77.2	84.7	65.5	83.1	52.4	91.3
dinol	[51.8, 68.3]	[53.1, 60.7]	[57.9, 69.3]	[79.1, 81.1]	[90.4, 91.9]	[66.2, 67.2]	[74.4, 79.9]	[84.3, 85.1]	[64.8, 66.2]	[82.6, 83.5]	[51.9, 53.0]	[91.1, 91.5]
	58.4	55.8	65.5	77.5	92.9	69.9	79.1	85.8	62.9	85.6	54.4	92.6
	[50.0, 66.6]	[52.0, 59.4]	[59.6, 71.1]	[76.5, 78.6]	[92.3, 93.6]	[69.4, 70.4]	[76.4, 81.8]	[85.4, 86.2]	[62.1, 63.6]	[85.1, 86.0]	[53.9, 54.9]	[92.5, 92.8]
vitb	53.0	52.7	39.1	72.8	88.4	62.9	77.8	82.8	60.0	81.3	47.1	83.8
	[44.6, 61.2]	[48.9, 56.6]	[35.1, 43.3]	[71.7, 74.0]	[87.6, 89.1]	[62.5, 63.4]	[75.0, 80.4]	[82.4, 83.2]	[59.3, 60.6]	[80.8, 81.7]	[46.6, 47.6]	[83.5, 84.0]
	66.0	57.2	51.3	79.1	88.5	68.1	79.5	85.6	59.1	83.1	53.0	93.2
clipb	[58.3, 73.7]	[53.3, 60.9]	[45.1, 57.2]	[78.1, 80.0]	[87.8, 89.4]	[67.6, 68.7]	[76.7, 82.1]	[85.2, 85.9]	[58.4, 59.9]	[82.7, 83.6]	[52.5, 53.6]	[93.1, 93.4]

Table S36: Quantitative performance (F1 score) on linear probing.

Model	bach	bracs	break-h	ccrcc	crc	esca	mhist	pcam	tcga-crc	tcga-tils	tcga-unif	wilds
hiboub	65.6	61.7	59.6	84.3	93.9	77.5	76.5	93.4	66.2	89.6	70.2	97.1
	[57.3, 73.3]	[57.8, 65.5]	[53.0, 65.5]	[83.4, 85.2]	[93.3, 94.5]	[77.0, 78.1]	[73.7, 79.2]	[93.1, 93.6]	[65.6, 66.8]	[89.3, 89.9]	[69.6, 70.7]	[97.0, 97.2]
	76.5	62.7	69.4	88.4	93.0	77.5	81.3	93.3	68.1	90.3	75.2	98.1
hiboul	[69.1, 82.9]	[58.8, 66.5]	[63.9, 74.5]	[87.6, 89.2]	[92.3, 93.7]	[77.0, 77.9]	[78.8, 83.8]	[93.0, 93.6]	[67.5, 68.7]	[90.0, 90.6]	[74.7, 75.6]	[98.0, 98.2]
	69.7	61.1	66.0	90.8	93.5	83.5	82.8	93.0	67.3	91.0	79.3	98.7
	[61.2, 77.1]	[57.3, 64.7]	[59.5, 71.8]	[90.1, 91.5]	[92.9, 94.2]	[83.1, 84.0]	[80.3, 85.1]	[92.7, 93.3]	[66.7, 67.9]	[90.7, 91.3]	[78.8, 79.7]	[98.7, 98.8]
hopt0	72.5	64.3	76.0	91.7	94.6	87.1	82.0	93.3	67.9	91.0	81.0	98.2
	[64.4, 79.7]	[60.6, 67.9]	[70.4, 80.9]	[91.0, 92.4]	[93.9, 95.2]	[86.7, 87.5]	[79.5, 84.5]	[93.1, 93.6]	[67.3, 68.5]	[90.7, 91.3]	[80.5, 81.4]	[98.1, 98.3]
	87.9	63.8	56.7	90.8	95.6	86.2	80.2	93.5	65.6	91.0	85.2	98.3
midnight	[82.0, 93.2]	[59.9, 67.4]	[49.8, 62.7]	[90.1, 91.5]	[95.0, 96.1]	[85.7, 86.6]	[77.5, 82.6]	[93.3, 93.8]	[65.0, 66.2]	[90.7, 91.3]	[84.8, 85.6]	[98.2, 98.3]
	69.3	56.9	60.0	89.8	92.1	76.7	78.1	90.9	63.1	90.1	76.6	97.8
	[61.2, 76.4]	[52.9, 60.6]	[53.8, 65.5]	[89.1, 90.6]	[91.4, 92.7]	[76.3, 77.1]	[75.4, 80.7]	[90.6, 91.2]	[62.5, 63.7]	[89.8, 90.4]	[76.1, 77.1]	[97.7, 97.8]
phikon	64.7	58.2	53.0	76.7	92.0	77.3	79.2	90.8	61.1	91.0	77.7	95.8
	[56.3, 72.4]	[54.3, 61.7]	[46.7, 59.1]	[75.7, 77.8]	[91.3, 92.7]	[76.9, 77.7]	[76.6, 81.8]	[90.5, 91.1]	[60.5, 61.7]	[90.7, 91.3]	[77.3, 78.2]	[95.7, 95.9]
	73.0	59.4	70.8	90.7	93.1	83.4	82.4	93.8	65.9	90.1	75.3	97.2
uni	[65.1, 79.7]	[55.5, 63.1]	[65.3, 75.9]	[89.9, 91.4]	[92.5, 93.8]	[83.0, 83.8]	[79.8, 84.7]	[93.5, 94.0]	[65.3, 66.5]	[89.7, 90.4]	[74.8, 75.8]	[97.1, 97.3]
	84.7	65.4	78.4	89.5	93.9	86.4	78.6	95.0	66.9	90.4	78.8	98.9
	[78.1, 90.6]	[61.5, 68.8]	[73.0, 83.2]	[88.7, 90.3]	[93.2, 94.5]	[86.0, 86.8]	[75.7, 81.3]	[94.7, 95.2]	[66.2, 67.4]	[90.0, 90.7]	[78.4, 79.3]	[98.8, 99.0]
uni2h	66.2	59.8	62.7	91.7	93.7	84.3	82.3	93.6	65.5	90.7	74.8	97.6
	[57.4, 73.9]	[55.7, 63.6]	[56.6, 68.4]	[91.0, 92.3]	[93.0, 94.4]	[83.9, 84.7]	[79.8, 84.6]	[93.3, 93.9]	[64.9, 66.1]	[90.4, 91.0]	[74.3, 75.3]	[97.5, 97.7]
	76.5	62.4	72.5	93.6	93.0	88.9	83.6	92.8	69.6	90.9	78.4	90.0
virchow	[69.2, 83.0]	[58.6, 66.0]	[66.8, 77.6]	[93.0, 94.2]	[92.3, 93.7]	[88.5, 89.2]	[81.2, 86.0]	[92.5, 93.0]	[69.0, 70.2]	[90.6, 91.2]	[77.9, 78.8]	[89.8, 90.2]
	84.4	60.0	68.8	88.1	93.4	80.1	79.7	90.6	64.4	88.1	68.0	97.2
	[78.2, 90.2]	[56.0, 63.7]	[62.9, 74.1]	[87.3, 88.9]	[92.8, 94.0]	[79.6, 80.5]	[76.9, 82.2]	[90.3, 90.9]	[63.8, 65.0]	[87.8, 88.5]	[67.5, 68.5]	[97.1, 97.3]
conch	76.8	62.4	75.3	87.4	93.8	82.7	81.2	91.4	62.3	89.9	69.4	96.7
	[70.1, 83.2]	[58.5, 66.0]	[70.4, 79.9]	[86.5, 88.2]	[93.2, 94.4]	[82.2, 83.1]	[78.5, 83.7]	[91.1, 91.7]	[61.7, 62.9]	[89.6, 90.2]	[68.9, 69.9]	[96.6, 96.8]
	77.0	62.2	65.9	93.2	94.7	85.8	76.8	92.6	64.9	89.9	72.7	97.4
titan	[69.8, 83.5]	[58.4, 65.9]	[60.4, 70.8]	[92.5, 93.8]	[94.1, 95.3]	[85.5, 86.2]	[73.8, 79.4]	[92.4, 92.9]	[64.3, 65.5]	[89.6, 90.3]	[72.1, 73.2]	[97.3, 97.5]
	69.9	63.3	77.6	85.3	91.1	76.4	80.0	89.4	63.2	89.4	66.0	96.0
	[62.0, 77.5]	[59.3, 66.9]	[71.9, 82.6]	[84.4, 86.1]	[90.4, 91.9]	[76.0, 76.8]	[77.5, 82.6]	[89.0, 89.7]	[62.6, 63.8]	[89.0, 89.7]	[65.4, 66.5]	[95.9, 96.2]
musk	63.9	56.5	47.2	76.9	88.2	65.7	78.5	87.9	56.0	87.2	54.9	89.0
	[55.5, 71.4]	[52.6, 60.2]	[40.4, 53.6]	[75.8, 78.0]	[87.3, 89.0]	[65.1, 66.2]	[75.8, 81.0]	[87.5, 88.2]	[55.4, 56.5]	[86.8, 87.5]	[54.3, 55.4]	[88.8, 89.2]
	58.4	55.9	62.4	65.5	92.5	61.5	73.5	87.4	59.6	87.0	54.1	94.7
quilt	[50.2, 66.2]	[52.0, 59.8]	[55.9, 68.0]	[64.2, 66.9]	[91.7, 93.1]	[60.9, 62.0]	[70.6, 76.3]	[87.0, 87.7]	[59.0, 60.2]	[86.6, 87.3]	[53.6, 54.7]	[94.5, 94.8]
	64.4	52.9	77.8	79.7	90.3	73.8	82.6	86.3	58.6	85.9	54.4	90.7
	[55.7, 72.4]	[49.1, 56.4]	[72.3, 82.8]	[78.7, 80.8]	[89.5, 91.0]	[73.3, 74.3]	[80.1, 85.0]	[85.9, 86.7]	[58.0, 59.2]	[85.6, 86.3]	[53.8, 54.9]	[90.5, 90.9]
dinob	68.9	50.6	78.5	81.4	90.7	72.1	82.3	87.2	59.3	85.9	56.2	90.3
	[60.4, 76.6]	[46.6, 54.2]	[72.9, 83.6]	[80.4, 82.4]	[89.9, 91.4]	[71.6, 72.6]	[79.6, 84.7]	[86.8, 87.5]	[58.7, 59.9]	[85.5, 86.3]	[55.6, 56.7]	[90.1, 90.5]
	57.0	56.6	64.5	79.1	90.6	62.7	77.6	84.6	59.1	85.8	53.4	91.3
vitb	[48.2, 64.8]	[52.6, 60.2]	[58.7, 70.1]	[78.0, 80.1]	[89.8, 91.3]	[62.3, 63.2]	[74.8, 80.2]	[84.2, 85.0]	[58.5, 59.7]	[85.4, 86.2]	[52.8, 53.9]	[91.1, 91.4]
	56.9	54.8	66.3	77.1	92.8	67.9	79.8	85.7	56.8	87.5	55.9	92.6
	[47.7, 64.7]	[50.8, 58.5]	[60.2, 71.8]	[76.1, 78.2]	[92.2, 93.5]	[67.4, 68.4]	[77.1, 82.4]	[85.3, 86.1]	[56.2, 57.4]	[87.2, 87.9]	[55.3, 56.4]	[92.4, 92.8]
vitl	51.1	52.4	40.0	73.7	87.3	61.0	77.5	82.7	49.0	83.8	47.9	83.5
	[42.6, 58.7]	[48.6, 55.9]	[33.8, 45.6]	[72.4, 74.8]	[86.4, 88.1]	[60.5, 61.6]	[74.7, 79.9]	[82.3, 83.1]	[48.5, 49.5]	[83.4, 84.2]	[47.4, 48.5]	[83.2, 83.7]
	63.5	56.4	54.5	75.9	88.3	67.6	79.6	85.6	52.0	85.0	54.1	93.2
clipl	[55.2, 71.2]	[52.5, 60.1]	[47.5, 60.6]	[74.8, 76.9]	[87.5, 89.2]	[67.1, 68.2]	[76.9, 82.1]	[85.2, 85.9]	[51.4, 52.6]	[84.6, 85.4]	[53.5, 54.6]	[93.1, 93.4]

Table S37: Quantitative performance (Balanced accuracy) on 1-shot classification.

Model	bach	bracs	break-h	ccrc	crc	esca	mhst	pcam	tcga-crc	tcga-tils	tcga-unif	wilds
hiboub	74.0	54.1	77.7	77.7	92.0	82.2	59.2	88.4	62.8	77.2	58.5	79.5
	[68.6, 79.4]	[51.1, 56.9]	[72.7, 82.5]	[76.7, 78.6]	[91.2, 92.7]	[81.9, 82.5]	[57.8, 60.9]	[88.1, 88.8]	[62.1, 63.5]	[76.9, 77.4]	[57.9, 59.0]	[79.3, 79.8]
	71.4	51.6	73.4	80.7	74.6	78.0	58.4	91.7	65.8	81.1	61.2	64.2
hiboul	[66.0, 76.7]	[48.5, 54.8]	[68.2, 78.5]	[79.9, 81.6]	[73.6, 75.5]	[77.6, 78.3]	[57.0, 60.0]	[91.4, 92.0]	[65.1, 66.4]	[80.7, 81.4]	[60.7, 61.7]	[63.9, 64.4]
	62.6	45.5	70.6	92.4	86.8	82.5	59.0	71.8	69.1	82.1	71.9	74.9
	[54.6, 70.5]	[42.4, 48.5]	[64.8, 76.2]	[91.7, 93.0]	[85.9, 87.7]	[82.2, 82.8]	[57.4, 60.6]	[71.4, 72.3]	[68.4, 69.8]	[81.8, 82.4]	[71.5, 72.4]	[74.6, 75.1]
hopt0	67.3	48.2	69.5	89.4	90.9	85.1	55.6	72.6	71.9	54.6	74.9	53.9
	[60.7, 73.6]	[45.0, 51.4]	[64.6, 74.4]	[88.7, 90.2]	[90.1, 91.7]	[84.8, 85.4]	[54.4, 56.9]	[72.2, 73.0]	[71.2, 72.5]	[54.5, 54.7]	[74.5, 75.3]	[53.8, 54.1]
	82.7	47.0	42.0	89.1	94.2	82.6	67.4	78.1	56.4	79.0	65.1	86.2
midnight	[77.4, 87.8]	[43.9, 50.1]	[37.1, 46.8]	[88.2, 89.9]	[93.6, 94.9]	[82.2, 83.0]	[64.7, 70.1]	[77.7, 78.5]	[55.8, 57.0]	[78.6, 79.4]	[64.7, 65.6]	[86.0, 86.4]
	63.2	44.1	71.4	91.7	91.6	78.8	59.5	84.2	67.0	76.1	60.1	92.9
	[55.3, 70.5]	[40.9, 47.3]	[66.4, 76.4]	[91.0, 92.3]	[90.9, 92.4]	[78.5, 79.1]	[57.9, 61.1]	[83.8, 84.6]	[66.4, 67.6]	[75.8, 76.3]	[59.5, 60.6]	[92.7, 93.1]
phikon	60.5	44.3	65.3	90.1	85.5	81.4	58.6	80.2	59.2	50.0	66.0	89.9
	[53.0, 67.7]	[41.1, 47.4]	[59.6, 71.0]	[89.3, 90.8]	[84.7, 86.3]	[81.1, 81.7]	[57.0, 60.2]	[79.8, 80.6]	[58.6, 59.8]	[50.0, 50.0]	[65.5, 66.4]	[89.7, 90.1]
	73.0	52.5	81.0	87.3	89.6	83.3	61.9	88.0	66.7	75.3	67.1	88.4
uni	[66.6, 79.2]	[49.3, 55.7]	[76.1, 85.8]	[86.6, 88.0]	[88.7, 90.4]	[83.0, 83.6]	[60.3, 63.7]	[87.6, 88.3]	[65.9, 67.4]	[75.1, 75.6]	[66.6, 67.6]	[88.2, 88.6]
	79.0	54.6	69.3	89.5	95.2	86.5	56.7	82.4	69.9	51.4	72.7	96.3
	[74.5, 83.4]	[52.0, 57.1]	[63.6, 74.9]	[88.7, 90.3]	[94.6, 95.8]	[86.1, 86.8]	[55.3, 58.1]	[82.0, 82.7]	[69.2, 70.6]	[51.3, 51.5]	[72.3, 73.2]	[96.2, 96.4]
uni2h	51.5	42.1	58.6	86.8	89.0	85.0	62.1	86.4	63.7	58.6	54.7	78.7
	[44.0, 59.1]	[38.8, 45.3]	[52.6, 64.5]	[86.0, 87.5]	[88.2, 89.8]	[84.6, 85.3]	[60.3, 64.1]	[86.0, 86.7]	[63.0, 64.4]	[58.4, 58.8]	[54.1, 55.2]	[78.5, 79.0]
	80.5	53.0	58.6	84.1	89.1	82.8	55.9	74.6	60.6	81.3	64.7	88.6
virchow2	[75.1, 85.5]	[50.1, 55.9]	[52.7, 64.4]	[83.1, 85.0]	[88.3, 90.0]	[82.4, 83.2]	[54.7, 57.3]	[74.1, 75.1]	[60.0, 61.3]	[80.9, 81.6]	[64.2, 65.2]	[88.4, 88.8]
	84.0	52.4	63.5	88.4	92.4	84.2	58.6	83.2	60.6	76.2	55.7	95.0
	[79.5, 88.5]	[50.2, 54.6]	[58.5, 68.6]	[87.6, 89.3]	[91.7, 93.2]	[83.8, 84.5]	[57.1, 60.2]	[82.8, 83.6]	[59.9, 61.2]	[75.9, 76.6]	[55.2, 56.2]	[94.9, 95.2]
conch	80.3	55.8	68.7	87.8	91.0	84.5	60.8	87.3	64.8	66.3	58.6	94.1
	[76.1, 84.6]	[53.2, 58.3]	[62.9, 74.3]	[87.0, 88.6]	[90.2, 91.7]	[84.1, 84.9]	[59.1, 62.6]	[87.0, 87.7]	[64.1, 65.5]	[66.1, 66.6]	[58.2, 59.1]	[94.0, 94.3]
	84.3	53.0	62.6	93.7	90.8	86.3	63.5	86.2	62.9	82.6	62.2	95.8
titan	[78.4, 89.8]	[50.9, 55.1]	[57.3, 67.6]	[93.1, 94.2]	[90.0, 91.6]	[85.9, 86.7]	[61.2, 65.7]	[85.8, 86.5]	[62.2, 63.6]	[82.3, 82.9]	[61.8, 62.7]	[95.7, 96.0]
	72.0	50.6	71.6	81.7	90.1	80.7	58.1	74.1	62.0	72.0	49.2	78.1
	[65.6, 78.0]	[48.2, 52.9]	[66.8, 76.2]	[80.7, 82.6]	[89.3, 90.8]	[80.3, 81.1]	[56.7, 59.6]	[73.7, 74.6]	[61.3, 62.8]	[71.7, 72.3]	[48.6, 49.7]	[77.8, 78.3]
musk	59.7	49.0	59.0	79.6	84.9	67.0	60.3	73.9	58.0	75.8	40.0	72.9
	[51.5, 67.6]	[46.0, 51.9]	[53.6, 64.3]	[78.7, 80.6]	[83.9, 85.8]	[66.5, 67.5]	[58.6, 62.1]	[73.4, 74.3]	[57.2, 58.7]	[75.5, 76.2]	[39.5, 40.5]	[72.6, 73.1]
	56.6	49.8	70.4	79.1	88.9	67.5	62.0	80.4	61.0	78.0	39.4	79.6
plip	[49.3, 63.5]	[46.8, 52.6]	[65.5, 75.4]	[78.2, 80.1]	[88.1, 89.6]	[67.1, 67.9]	[60.3, 63.8]	[80.0, 80.8]	[60.2, 61.7]	[77.7, 78.3]	[38.9, 40.0]	[79.3, 79.8]
	63.2	41.2	68.7	76.7	76.5	65.8	72.8	65.0	56.9	56.3	31.8	68.0
	[55.4, 70.5]	[38.1, 44.3]	[62.9, 74.3]	[75.6, 77.8]	[75.5, 77.5]	[65.3, 66.3]	[70.6, 75.0]	[64.6, 65.4]	[56.2, 57.6]	[56.2, 56.5]	[31.3, 32.3]	[67.7, 68.2]
dinob	63.2	43.6	66.9	66.1	73.8	66.1	73.4	60.8	59.4	57.4	32.2	66.0
	[55.5, 70.7]	[40.5, 46.6]	[61.4, 72.2]	[65.0, 67.3]	[72.8, 74.8]	[65.7, 66.6]	[70.9, 75.8]	[60.5, 61.1]	[58.6, 60.1]	[57.2, 57.5]	[31.6, 32.7]	[65.7, 66.2]
	59.1	45.1	59.5	60.4	73.1	63.8	63.4	68.7	55.6	69.4	26.6	65.4
vitb	[52.4, 65.6]	[42.2, 48.0]	[54.3, 64.8]	[59.3, 61.6]	[72.1, 74.0]	[63.2, 64.3]	[61.5, 65.3]	[68.3, 69.2]	[54.8, 56.3]	[69.0, 69.7]	[26.0, 27.1]	[65.1, 65.6]
	56.5	47.0	47.9	70.1	76.3	64.8	64.3	68.2	57.0	59.0	28.5	67.9
	[50.1, 62.6]	[44.1, 49.8]	[42.3, 53.2]	[69.0, 71.3]	[75.3, 77.3]	[64.2, 65.3]	[62.4, 66.3]	[67.7, 68.7]	[56.3, 57.7]	[58.8, 59.2]	[28.0, 29.0]	[67.6, 68.1]
vitl	50.4	39.5	52.9	62.5	68.7	54.1	60.1	63.9	55.2	66.5	29.3	53.0
	[42.7, 58.0]	[36.8, 42.3]	[47.4, 58.7]	[61.4, 63.6]	[67.8, 69.7]	[53.6, 54.5]	[58.4, 61.8]	[63.5, 64.3]	[54.5, 56.0]	[66.2, 66.8]	[28.7, 29.8]	[52.9, 53.1]
	57.1	43.4	50.1	64.4	75.1	65.4	60.5	63.9	54.8	58.8	31.8	66.3
clipb	[50.3, 63.6]	[40.4, 46.4]	[44.6, 55.8]	[63.3, 65.5]	[74.1, 76.1]	[64.9, 65.9]	[58.8, 62.2]	[63.5, 64.3]	[54.1, 55.5]	[58.6, 59.0]	[31.3, 32.4]	[66.0, 66.5]

Table S38: Quantitative performance (F1 score) on 1-shot classification.

Model	bach	bracs	break-h	ccrcc	crc	esca	mhist	pcam	tcga-crc	tcga-tils	tcga-unif	wilds
hiboub	66.7	47.6	75.6	74.2	92.0	61.6	45.0	88.4	56.5	61.0	48.8	78.8
	[58.9, 73.8]	[43.9, 51.0]	[70.4, 79.9]	[73.1, 75.3]	[91.2, 92.7]	[61.3, 61.9]	[41.9, 48.2]	[88.0, 88.7]	[55.9, 57.0]	[60.6, 61.4]	[48.4, 49.3]	[78.6, 79.1]
	62.5	47.0	72.6	77.5	76.5	60.9	43.6	91.7	56.2	69.0	51.2	59.0
hiboul	[54.9, 69.6]	[43.4, 50.6]	[67.8, 77.1]	[76.5, 78.6]	[75.6, 77.5]	[60.5, 61.2]	[40.5, 46.7]	[91.4, 92.0]	[55.7, 56.8]	[68.6, 69.4]	[50.8, 51.7]	[58.7, 59.3]
	61.3	39.0	64.9	92.1	87.5	68.0	45.1	70.5	66.7	70.3	62.5	73.3
	[52.8, 69.2]	[35.4, 42.7]	[59.1, 69.9]	[91.4, 92.8]	[86.5, 88.4]	[67.7, 68.2]	[42.0, 48.2]	[70.0, 71.0]	[66.0, 67.3]	[69.8, 70.7]	[62.1, 63.0]	[73.0, 73.6]
hopt0	61.0	43.8	58.1	90.0	91.5	71.7	38.4	70.9	64.7	25.2	66.5	41.5
	[52.2, 68.5]	[40.1, 47.4]	[52.7, 63.0]	[89.3, 90.8]	[90.7, 92.3]	[71.4, 72.0]	[35.7, 41.4]	[70.4, 71.4]	[64.1, 65.3]	[24.9, 25.5]	[66.1, 67.0]	[41.2, 41.8]
	78.5	41.7	42.0	89.8	94.3	69.9	62.9	78.1	57.2	71.1	59.2	86.1
midnight	[71.1, 85.0]	[38.4, 45.0]	[37.2, 46.3]	[89.0, 90.6]	[93.7, 95.0]	[69.6, 70.3]	[60.0, 65.9]	[77.6, 78.5]	[56.5, 57.9]	[70.7, 71.5]	[58.7, 59.7]	[85.9, 86.4]
	60.0	39.1	68.6	90.4	92.1	58.7	45.6	83.9	54.3	59.9	50.8	92.8
	[51.8, 67.1]	[35.4, 42.8]	[63.2, 73.3]	[89.7, 91.2]	[91.3, 92.8]	[58.4, 59.0]	[42.6, 48.8]	[83.5, 84.3]	[53.8, 54.9]	[59.5, 60.3]	[50.4, 51.2]	[92.7, 93.0]
phikon	54.1	38.5	61.5	89.8	86.0	60.8	44.3	80.0	42.3	15.7	55.9	89.8
	[45.4, 62.0]	[34.9, 41.9]	[55.9, 66.8]	[89.0, 90.5]	[85.1, 86.9]	[60.5, 61.1]	[41.2, 47.5]	[79.6, 80.5]	[41.7, 42.8]	[15.5, 16.0]	[55.4, 56.3]	[89.6, 90.0]
	68.3	47.6	78.6	86.7	89.8	63.7	49.5	88.0	61.4	58.4	57.0	88.3
uni	[60.5, 75.1]	[43.8, 51.2]	[73.8, 82.9]	[85.8, 87.4]	[89.0, 90.6]	[63.4, 64.0]	[46.3, 52.6]	[87.6, 88.3]	[60.9, 62.1]	[58.0, 58.8]	[56.6, 57.5]	[88.1, 88.5]
	71.3	47.1	68.6	90.2	94.9	70.8	40.9	82.1	62.9	18.7	64.7	96.3
	[64.2, 77.9]	[43.6, 50.6]	[63.3, 73.5]	[89.5, 90.9]	[94.2, 95.5]	[70.5, 71.2]	[37.9, 43.8]	[81.7, 82.5]	[62.3, 63.5]	[18.5, 19.0]	[64.3, 65.1]	[96.2, 96.4]
uni2h	47.5	36.8	55.0	84.4	89.2	70.6	50.7	86.4	61.8	33.1	46.4	78.0
	[39.5, 55.1]	[33.1, 40.4]	[49.6, 60.1]	[83.5, 85.3]	[88.3, 90.1]	[70.3, 70.9]	[47.5, 53.9]	[86.0, 86.7]	[61.1, 62.4]	[32.7, 33.5]	[45.9, 46.9]	[77.7, 78.2]
	75.0	46.8	59.0	84.9	89.6	66.8	39.1	74.6	60.7	69.3	55.3	88.5
virchow	[67.4, 81.6]	[43.4, 50.2]	[53.3, 64.1]	[84.0, 85.8]	[88.8, 90.3]	[66.5, 67.2]	[36.1, 42.0]	[74.1, 75.1]	[60.1, 61.4]	[68.9, 69.7]	[54.9, 55.8]	[88.3, 88.7]
	78.5	42.6	64.1	88.9	91.9	66.4	44.4	83.2	61.3	62.7	45.5	95.0
	[71.5, 84.8]	[39.5, 45.5]	[57.9, 69.6]	[88.1, 89.8]	[91.2, 92.6]	[66.1, 66.7]	[41.5, 47.5]	[82.8, 83.6]	[60.6, 62.0]	[62.3, 63.2]	[45.0, 45.9]	[94.9, 95.2]
conch	72.7	48.5	67.4	87.2	90.7	70.2	48.2	87.3	64.3	45.6	49.9	94.1
	[65.7, 79.4]	[44.8, 52.0]	[61.3, 72.6]	[86.3, 88.0]	[90.0, 91.5]	[69.9, 70.4]	[45.1, 51.3]	[87.0, 87.7]	[63.7, 65.0]	[45.2, 46.0]	[49.4, 50.3]	[94.0, 94.3]
	81.2	42.5	63.7	93.1	91.2	71.3	54.5	86.1	62.6	70.6	53.3	95.8
titan	[74.1, 87.3]	[39.7, 45.2]	[57.4, 69.0]	[92.5, 93.7]	[90.3, 91.9]	[70.9, 71.6]	[51.3, 57.7]	[85.8, 86.5]	[61.9, 63.2]	[70.2, 71.0]	[52.8, 53.7]	[95.7, 96.0]
	65.9	42.4	69.8	79.9	88.9	61.7	43.0	73.6	59.5	53.9	38.5	77.6
	[57.9, 73.3]	[39.3, 45.4]	[64.8, 74.3]	[78.9, 80.9]	[88.0, 89.7]	[61.4, 62.0]	[40.0, 46.3]	[73.1, 74.1]	[58.9, 60.1]	[53.5, 54.3]	[38.1, 38.9]	[77.3, 77.9]
musk	58.3	43.0	54.7	77.5	85.1	50.6	47.2	73.1	52.0	61.4	29.6	71.5
	[49.3, 66.2]	[39.4, 46.2]	[49.4, 59.7]	[76.5, 78.6]	[84.0, 86.0]	[50.4, 50.9]	[44.0, 50.4]	[72.6, 73.6]	[51.5, 52.6]	[61.0, 61.8]	[29.2, 29.9]	[71.2, 71.8]
	51.1	44.0	69.9	76.1	88.0	49.3	50.0	80.2	57.0	64.1	29.3	79.0
quilt	[42.3, 58.8]	[40.3, 47.6]	[64.8, 74.8]	[75.0, 77.2]	[87.1, 88.9]	[49.0, 49.5]	[46.9, 53.1]	[79.7, 80.6]	[56.4, 57.5]	[63.7, 64.5]	[28.9, 29.7]	[78.7, 79.3]
	57.5	35.1	66.2	77.2	74.7	46.6	67.2	60.8	48.7	28.6	23.9	65.6
	[49.0, 65.1]	[31.6, 38.4]	[60.7, 71.1]	[76.1, 78.3]	[73.6, 75.8]	[46.3, 46.8]	[64.3, 70.1]	[60.3, 61.3]	[48.2, 49.3]	[28.3, 29.0]	[23.5, 24.2]	[65.2, 65.9]
dinob	57.5	37.1	62.1	65.7	72.2	46.1	68.9	53.9	53.9	30.8	24.6	62.1
	[49.2, 65.3]	[33.7, 40.1]	[56.6, 67.0]	[64.4, 67.0]	[71.0, 73.3]	[45.9, 46.3]	[65.9, 71.7]	[53.3, 54.4]	[53.4, 54.5]	[30.4, 31.2]	[24.2, 24.9]	[61.8, 62.5]
	51.1	37.7	53.1	56.5	71.8	47.3	52.5	67.5	49.9	51.9	19.8	62.2
vitb	[42.9, 58.8]	[34.4, 40.9]	[47.3, 58.6]	[55.3, 57.7]	[70.7, 72.9]	[47.0, 47.5]	[49.5, 55.6]	[67.0, 68.0]	[49.4, 50.5]	[51.5, 52.4]	[19.5, 20.1]	[61.9, 62.5]
	45.7	39.8	38.8	68.7	75.1	50.5	54.0	68.1	47.4	34.1	20.4	65.9
	[38.7, 52.7]	[36.3, 43.2]	[33.6, 43.7]	[67.5, 69.9]	[74.0, 76.2]	[50.2, 50.7]	[50.8, 57.2]	[67.6, 68.6]	[46.9, 48.0]	[33.7, 34.5]	[20.1, 20.8]	[65.6, 66.2]
vitl	44.5	31.5	50.6	63.4	64.7	38.0	46.8	60.0	50.4	47.0	21.6	39.9
	[36.4, 52.0]	[28.3, 34.5]	[45.4, 55.9]	[62.0, 64.7]	[63.6, 65.8]	[37.8, 38.2]	[43.6, 50.0]	[59.4, 60.5]	[49.9, 51.0]	[46.6, 47.4]	[21.2, 21.9]	[39.6, 40.1]
	49.3	36.9	47.9	59.5	72.3	49.3	47.5	59.6	45.3	33.4	23.1	62.7
clipb	[41.0, 57.2]	[33.4, 40.4]	[42.5, 53.2]	[58.2, 60.7]	[71.2, 73.4]	[49.0, 49.5]	[44.4, 50.6]	[59.0, 60.1]	[44.8, 45.8]	[33.0, 33.8]	[22.8, 23.5]	[62.4, 63.1]

Table S39: Quantitative performance (Balanced accuracy) on 2-shot classification.

Model	bach	bracs	break-h	ccrc	crc	esca	mhst	pcam	tcga-crc	tcga-tils	tcga-unif	wilds
hiboub	75.5	55.1	76.9	83.4	91.8	83.6	65.8	92.0	63.7	84.0	59.3	88.4
	[69.4, 81.7]	[52.2, 58.1]	[71.7, 81.7]	[82.5, 84.2]	[91.0, 92.6]	[83.2, 83.9]	[63.8, 67.9]	[91.6, 92.2]	[62.9, 64.4]	[83.7, 84.3]	[58.8, 59.8]	[88.2, 88.6]
	74.7	52.7	74.0	83.6	79.9	78.0	65.2	91.4	66.5	82.6	62.6	67.0
hiboul	[69.0, 80.4]	[49.4, 55.8]	[69.1, 78.9]	[82.7, 84.5]	[79.0, 80.8]	[77.7, 78.4]	[63.2, 67.2]	[91.1, 91.7]	[65.7, 67.2]	[82.2, 83.0]	[62.1, 63.1]	[66.8, 67.2]
	59.6	44.9	71.8	89.4	88.2	84.3	67.2	84.2	70.2	87.6	72.8	95.8
	[51.9, 67.8]	[41.9, 47.9]	[66.1, 77.4]	[88.6, 90.2]	[87.4, 89.1]	[83.9, 84.6]	[65.2, 69.3]	[83.8, 84.6]	[69.5, 70.9]	[87.2, 87.9]	[72.4, 73.3]	[95.6, 95.9]
hopt0	70.6	46.6	73.0	88.8	91.3	86.3	64.6	84.3	71.8	70.8	75.8	71.4
	[63.2, 77.4]	[43.4, 49.7]	[68.0, 77.7]	[88.0, 89.6]	[90.5, 92.1]	[86.0, 86.6]	[62.8, 66.5]	[83.9, 84.7]	[71.1, 72.4]	[70.6, 71.1]	[75.4, 76.2]	[71.2, 71.6]
	83.4	47.9	40.2	82.1	94.7	83.2	66.3	82.4	55.8	80.3	66.5	89.3
midnight	[78.0, 88.7]	[44.8, 51.0]	[35.1, 45.3]	[81.1, 83.1]	[94.1, 95.3]	[82.8, 83.6]	[63.2, 69.3]	[82.0, 82.8]	[55.1, 56.4]	[79.9, 80.8]	[66.0, 67.0]	[89.1, 89.5]
	59.6	43.2	70.3	93.2	91.8	80.8	63.3	86.9	66.2	87.6	61.2	94.4
	[51.1, 67.4]	[40.3, 46.3]	[65.1, 75.2]	[92.6, 93.8]	[91.1, 92.5]	[80.5, 81.1]	[61.5, 65.2]	[86.5, 87.2]	[65.5, 66.9]	[87.3, 87.9]	[60.7, 61.8]	[94.2, 94.5]
phikon	64.8	43.9	61.3	91.0	87.6	82.8	59.6	83.6	62.2	69.5	66.9	92.5
	[57.1, 72.3]	[40.7, 47.1]	[55.5, 67.1]	[90.3, 91.7]	[86.8, 88.3]	[82.5, 83.2]	[58.0, 61.3]	[83.2, 84.0]	[61.5, 62.9]	[69.2, 69.7]	[66.4, 67.4]	[92.3, 92.7]
	71.6	52.5	80.5	92.0	91.4	85.0	68.9	91.4	66.8	87.1	67.9	96.6
uni	[64.4, 78.4]	[49.3, 55.8]	[75.6, 85.3]	[91.3, 92.7]	[90.6, 92.2]	[84.6, 85.3]	[66.8, 71.1]	[91.1, 91.7]	[66.0, 67.5]	[86.8, 87.4]	[67.4, 68.3]	[96.5, 96.7]
	83.6	55.5	69.9	90.2	95.4	87.2	65.4	92.4	69.9	65.7	73.2	95.9
	[78.8, 88.3]	[52.8, 58.2]	[64.2, 75.4]	[89.5, 91.0]	[94.8, 95.9]	[86.9, 87.5]	[63.4, 67.4]	[92.1, 92.7]	[69.2, 70.5]	[65.5, 65.9]	[72.7, 73.6]	[95.8, 96.1]
uni2h	52.3	41.6	54.1	87.5	89.5	85.0	65.8	88.2	64.0	74.4	55.3	94.7
	[44.6, 59.6]	[38.4, 44.8]	[48.0, 60.3]	[86.8, 88.3]	[88.7, 90.3]	[84.6, 85.4]	[63.6, 68.0]	[87.8, 88.5]	[63.3, 64.7]	[74.1, 74.7]	[54.8, 55.8]	[94.5, 94.8]
	81.2	54.9	56.5	82.0	89.9	82.7	64.5	79.1	63.0	86.4	65.0	95.4
virchow2	[75.0, 86.7]	[52.1, 57.8]	[50.9, 62.2]	[81.0, 83.0]	[89.2, 90.8]	[82.3, 83.1]	[62.7, 66.5]	[78.6, 79.5]	[62.3, 63.7]	[86.1, 86.8]	[64.6, 65.5]	[95.3, 95.6]
	84.7	54.6	63.4	87.9	92.2	84.8	65.2	84.1	64.5	80.9	56.9	95.7
	[80.0, 89.2]	[52.0, 57.1]	[58.3, 68.6]	[87.0, 88.8]	[91.4, 93.0]	[84.4, 85.2]	[63.0, 67.4]	[83.7, 84.5]	[63.8, 65.2]	[80.5, 81.3]	[56.4, 57.4]	[95.5, 95.8]
conch	84.0	57.8	68.5	87.4	91.1	84.9	67.1	87.3	66.9	80.7	59.5	95.0
	[79.5, 88.5]	[55.0, 60.5]	[62.8, 74.0]	[86.5, 88.2]	[90.3, 91.8]	[84.5, 85.3]	[64.9, 69.3]	[86.9, 87.6]	[66.2, 67.6]	[80.4, 81.0]	[59.0, 59.9]	[94.8, 95.1]
	85.0	54.8	63.4	93.5	91.0	86.9	64.1	88.3	63.7	87.2	63.1	96.1
keep	[78.6, 90.7]	[52.5, 57.1]	[58.3, 68.6]	[92.9, 94.1]	[90.2, 91.8]	[86.5, 87.3]	[61.3, 66.8]	[88.0, 88.7]	[63.0, 64.4]	[86.8, 87.5]	[62.6, 63.5]	[96.0, 96.2]
	67.8	52.5	72.8	82.6	90.2	81.7	62.1	84.5	63.7	83.2	50.0	88.5
	[60.7, 74.5]	[49.9, 55.1]	[68.3, 77.3]	[81.6, 83.4]	[89.4, 90.9]	[81.2, 82.1]	[60.4, 63.9]	[84.1, 84.9]	[63.0, 64.4]	[82.9, 83.5]	[49.5, 50.5]	[88.3, 88.7]
mus	55.3	49.2	55.5	79.4	85.1	67.4	65.2	82.4	59.8	79.5	40.5	81.9
	[47.4, 63.0]	[46.2, 52.1]	[50.8, 60.4]	[78.4, 80.4]	[84.2, 86.0]	[66.9, 67.9]	[63.2, 67.3]	[81.9, 82.8]	[59.0, 60.5]	[79.1, 79.9]	[40.0, 41.1]	[81.6, 82.1]
	56.1	51.2	70.9	80.1	89.2	67.9	65.3	83.5	61.7	81.9	40.0	85.6
quilt	[48.5, 63.3]	[48.4, 53.9]	[65.6, 76.2]	[79.1, 81.0]	[88.5, 90.0]	[67.4, 68.3]	[63.2, 67.5]	[83.1, 83.9]	[61.0, 62.4]	[81.5, 82.3]	[39.4, 40.5]	[85.4, 85.8]
	61.1	41.5	68.0	77.2	78.0	66.4	73.1	65.8	57.0	65.2	32.0	75.0
	[53.2, 68.9]	[38.5, 44.7]	[62.2, 73.4]	[76.1, 78.3]	[77.0, 78.9]	[65.9, 66.9]	[70.7, 75.6]	[65.4, 66.2]	[56.2, 57.7]	[65.0, 65.5]	[31.4, 32.5]	[74.7, 75.3]
dinob	63.5	44.6	63.2	68.9	74.9	67.7	75.3	62.2	60.3	62.8	32.6	75.9
	[55.7, 71.0]	[41.6, 47.7]	[57.5, 68.6]	[67.8, 70.1]	[73.9, 75.9]	[67.2, 68.2]	[72.6, 77.7]	[61.8, 62.5]	[59.6, 61.0]	[62.4, 63.0]	[32.1, 33.2]	[75.7, 76.2]
	59.5	46.0	58.9	60.7	74.8	63.8	66.3	72.4	56.2	73.8	27.6	73.9
vitb	[51.9, 66.9]	[42.9, 49.0]	[53.2, 64.6]	[59.6, 61.9]	[73.9, 75.8]	[63.3, 64.4]	[64.2, 68.3]	[71.9, 72.8]	[55.5, 56.9]	[73.4, 74.2]	[27.1, 28.1]	[73.6, 74.2]
	55.0	46.8	47.5	69.0	77.7	64.8	68.0	69.9	57.7	68.4	28.9	72.0
	[47.7, 61.7]	[43.9, 49.7]	[41.8, 52.9]	[67.8, 70.2]	[76.7, 78.6]	[64.2, 65.3]	[65.6, 70.2]	[69.4, 70.4]	[57.0, 58.4]	[68.0, 68.7]	[28.4, 29.4]	[71.7, 72.2]
vitl	48.7	40.6	55.6	63.7	71.3	53.1	64.2	69.5	55.1	71.4	29.5	55.8
	[41.3, 56.0]	[37.8, 43.5]	[49.8, 61.1]	[62.5, 64.8]	[70.3, 72.2]	[52.6, 53.6]	[62.3, 66.1]	[69.1, 69.9]	[54.4, 55.8]	[71.1, 71.8]	[29.0, 30.1]	[55.7, 56.0]
	52.9	43.5	49.5	65.4	77.6	65.8	65.2	73.8	56.9	69.0	32.4	81.2
clipb	[45.6, 60.3]	[40.6, 46.5]	[44.4, 55.3]	[64.3, 66.5]	[76.6, 78.6]	[65.3, 66.2]	[63.4, 67.2]	[73.4, 74.2]	[56.2, 57.6]	[68.7, 69.3]	[31.8, 32.9]	[81.0, 81.5]



Table S40: Quantitative performance (F1 score) on 2-shot classification.

Model	bach	bracs	break-h	crrcc	crc	esca	mhst	pcam	tcga-crc	tcga-tils	tcga-unif	wilds
hiboub	69.7	49.4	75.8	81.3	91.9	65.4	56.2	92.0	59.0	73.1	50.1	88.3
	[61.6, 77.1]	[45.6, 53.1]	[71.0, 79.9]	[80.3, 82.3]	[91.1, 92.6]	[65.1, 65.8]	[53.1, 59.3]	[91.6, 92.2]	[58.4, 59.6]	[72.6, 73.5]	[49.6, 50.5]	[88.1, 88.5]
	68.3	48.3	73.8	81.6	81.1	64.3	55.1	91.4	61.0	73.9	53.0	63.2
hiboul	[60.5, 75.6]	[44.6, 51.8]	[69.6, 77.6]	[80.6, 82.6]	[80.2, 81.9]	[64.0, 64.7]	[51.9, 58.2]	[91.1, 91.7]	[60.5, 61.6]	[73.6, 74.4]	[52.6, 53.5]	[62.9, 63.5]
	57.8	39.1	68.1	90.0	88.9	71.1	58.7	84.2	64.7	83.2	63.9	95.8
	[49.1, 65.8]	[35.4, 42.7]	[62.4, 73.0]	[89.2, 90.7]	[88.0, 89.8]	[70.8, 71.3]	[55.7, 61.9]	[83.8, 84.6]	[64.1, 65.3]	[82.8, 83.6]	[63.5, 64.4]	[95.6, 95.9]
hopt0	66.9	41.7	63.4	89.5	92.0	74.1	54.2	84.2	64.7	52.2	67.9	69.0
	[58.3, 74.4]	[38.2, 45.1]	[58.0, 68.3]	[88.8, 90.2]	[91.2, 92.7]	[73.8, 74.4]	[51.0, 57.3]	[83.8, 84.6]	[64.1, 65.3]	[51.8, 52.6]	[67.5, 68.4]	[68.7, 69.3]
	79.6	42.7	40.7	83.9	94.7	72.5	64.2	82.2	55.0	74.2	61.6	89.2
midnight	[72.2, 86.2]	[39.4, 46.0]	[35.8, 45.5]	[82.9, 84.9]	[94.0, 95.3]	[72.2, 72.9]	[61.1, 67.2]	[81.8, 82.6]	[54.3, 55.6]	[73.7, 74.6]	[61.1, 62.1]	[89.0, 90.5]
	57.5	37.6	65.7	92.5	92.1	62.3	52.1	86.8	58.5	79.9	52.2	94.4
	[49.1, 65.0]	[34.2, 41.2]	[59.9, 70.8]	[91.9, 93.2]	[91.3, 92.8]	[61.9, 62.6]	[48.8, 55.4]	[86.4, 87.1]	[57.9, 59.0]	[79.5, 80.3]	[51.8, 52.7]	[94.2, 94.5]
phikon	59.5	38.2	58.3	90.6	88.1	64.2	46.0	83.5	54.6	50.4	57.2	92.5
	[51.1, 67.1]	[34.7, 41.6]	[52.7, 63.5]	[89.8, 91.3]	[87.2, 88.9]	[63.9, 64.5]	[42.9, 49.1]	[83.1, 83.9]	[54.0, 55.1]	[50.0, 50.8]	[56.8, 57.7]	[92.3, 92.7]
	67.7	47.9	78.0	92.0	91.5	68.4	61.0	91.4	60.9	78.8	58.2	96.6
uni	[59.6, 74.9]	[44.0, 51.5]	[73.1, 82.2]	[91.3, 92.7]	[90.7, 92.2]	[68.1, 68.7]	[57.9, 64.1]	[91.1, 91.7]	[60.3, 61.5]	[78.4, 79.2]	[57.8, 58.7]	[96.5, 96.7]
	78.4	49.1	69.4	90.8	95.0	73.9	55.9	92.4	60.6	44.2	65.7	95.9
	[71.0, 85.0]	[45.5, 54.0]	[64.0, 74.1]	[90.0, 91.5]	[94.4, 95.6]	[73.6, 74.2]	[52.8, 59.1]	[92.1, 92.7]	[60.0, 61.1]	[43.8, 44.6]	[65.2, 66.1]	[95.8, 96.1]
uni2h	48.0	35.9	51.3	85.5	89.7	72.2	57.4	88.1	59.3	58.6	47.3	94.7
	[39.8, 55.5]	[32.3, 39.5]	[45.7, 56.5]	[84.6, 86.4]	[88.8, 90.6]	[71.8, 72.5]	[54.2, 60.4]	[87.8, 88.4]	[58.7, 59.9]	[58.2, 59.0]	[46.8, 47.8]	[94.5, 94.8]
	77.3	49.1	57.1	83.5	90.3	69.0	54.1	79.0	59.7	79.5	56.0	95.4
virchow2	[69.9, 83.7]	[45.8, 52.5]	[51.6, 62.0]	[82.6, 84.5]	[89.6, 91.1]	[68.7, 69.4]	[51.0, 57.3]	[78.6, 79.5]	[59.1, 60.3]	[79.1, 79.9]	[55.5, 56.4]	[95.3, 95.6]
	80.0	47.1	64.0	88.6	91.8	68.8	56.3	84.0	62.7	72.2	46.9	95.7
	[73.2, 86.1]	[43.4, 50.6]	[58.0, 69.4]	[87.8, 89.4]	[91.0, 92.5]	[68.4, 69.1]	[53.1, 59.5]	[83.6, 84.4]	[62.1, 63.4]	[71.8, 72.7]	[46.5, 47.3]	[95.5, 95.8]
conch	78.4	51.9	67.4	87.4	90.9	71.4	59.1	87.3	63.7	67.8	51.2	95.0
	[71.6, 85.0]	[48.0, 55.4]	[61.4, 72.6]	[86.6, 88.2]	[90.1, 91.6]	[71.1, 71.7]	[56.0, 62.2]	[86.9, 87.6]	[63.1, 64.3]	[67.4, 68.2]	[50.7, 51.6]	[94.8, 95.1]
	83.2	45.6	64.5	93.3	91.4	72.8	58.8	88.3	61.5	80.5	54.4	96.1
keep	[76.0, 89.4]	[42.5, 48.7]	[58.7, 69.7]	[92.7, 93.9]	[90.6, 92.2]	[72.5, 73.2]	[55.8, 62.0]	[88.0, 88.7]	[60.8, 62.1]	[80.1, 80.8]	[53.9, 54.8]	[96.0, 96.2]
	62.9	45.4	71.9	81.4	89.1	64.0	50.1	84.5	59.5	72.5	39.6	88.5
	[54.6, 70.3]	[42.0, 48.6]	[67.4, 76.1]	[80.4, 82.4]	[88.2, 89.9]	[63.7, 64.3]	[47.0, 53.3]	[84.1, 84.9]	[58.9, 60.1]	[72.1, 72.9]	[39.2, 40.0]	[88.3, 88.7]
musk	53.6	43.2	52.7	77.8	85.4	51.5	55.4	82.3	55.4	70.2	30.8	81.6
	[44.7, 61.5]	[39.4, 46.6]	[48.1, 57.3]	[76.8, 78.9]	[84.3, 86.3]	[51.2, 51.7]	[52.3, 58.5]	[81.9, 82.7]	[54.8, 55.9]	[69.8, 70.6]	[30.4, 31.1]	[81.3, 81.9]
	51.2	44.4	71.4	77.9	88.4	51.6	56.4	83.4	56.6	72.7	30.2	85.5
quilt	[42.6, 58.8]	[40.8, 47.9]	[66.0, 76.2]	[76.8, 78.9]	[87.5, 89.2]	[51.3, 51.8]	[53.2, 59.6]	[83.0, 83.8]	[56.1, 57.2]	[72.3, 73.1]	[29.8, 30.6]	[85.2, 85.7]
	55.4	34.9	65.0	78.1	76.5	47.9	68.4	62.5	52.1	44.6	23.8	74.0
	[47.0, 63.4]	[31.5, 38.2]	[59.4, 69.8]	[77.0, 79.1]	[75.4, 77.5]	[47.7, 48.2]	[65.4, 71.2]	[62.0, 63.0]	[51.5, 52.6]	[44.2, 45.0]	[23.4, 24.1]	[73.7, 74.3]
dinob	57.6	38.8	58.2	69.2	74.1	48.5	71.7	56.4	55.6	41.9	24.6	74.8
	[49.1, 65.3]	[35.2, 42.0]	[52.4, 63.4]	[67.9, 70.4]	[73.0, 75.1]	[48.2, 48.7]	[68.8, 74.5]	[55.9, 57.0]	[55.0, 56.1]	[41.5, 42.3]	[24.2, 25.0]	[74.5, 75.1]
	53.9	39.3	54.6	56.8	73.8	48.2	57.2	72.1	52.3	60.0	20.3	73.1
vitb	[45.3, 61.8]	[35.9, 42.8]	[49.0, 59.8]	[55.5, 58.1]	[72.7, 74.9]	[47.9, 48.5]	[54.1, 60.3]	[71.7, 72.6]	[51.8, 52.8]	[59.6, 60.5]	[19.9, 20.6]	[72.8, 73.4]
	46.6	39.8	39.0	68.5	76.6	51.4	60.8	69.9	51.2	51.1	20.9	70.9
	[38.4, 53.9]	[36.3, 43.2]	[33.9, 44.0]	[67.3, 69.7]	[75.6, 77.6]	[51.1, 51.7]	[57.7, 63.8]	[69.4, 70.4]	[50.7, 51.7]	[50.7, 51.5]	[20.5, 21.2]	[70.6, 71.2]
vitl	43.0	33.6	53.8	64.8	67.7	36.8	53.4	67.3	53.8	56.8	21.6	45.5
	[35.4, 50.2]	[30.2, 37.0]	[48.4, 59.0]	[63.4, 66.1]	[66.6, 68.8]	[36.6, 37.0]	[50.2, 56.7]	[66.7, 67.8]	[53.3, 54.4]	[56.4, 57.2]	[21.2, 21.9]	[45.1, 45.8]
	46.9	37.2	46.0	62.3	75.1	50.6	55.2	72.9	49.4	52.1	23.5	80.9
clipb	[38.3, 54.8]	[33.8, 40.6]	[40.7, 51.3]	[61.0, 63.5]	[74.0, 76.1]	[50.4, 50.9]	[52.1, 58.4]	[72.4, 73.3]	[48.8, 49.9]	[51.7, 52.5]	[23.2, 23.9]	[80.6, 81.1]

Table S41: Quantitative performance (Balanced accuracy) on 4-shot classification.

Model	bach	bracs	break-h	crrcc	crc	esca	mhst	pcam	tcga-crc	tcga-tils	tcga-unif	wilds
hiboub	76.1	55.9	75.7	83.4	91.7	84.3	68.5	92.2	64.6	86.9	59.7	93.7
	[69.6, 82.0]	[52.7, 58.9]	[70.4, 80.7]	[82.5, 84.3]	[90.9, 92.4]	[83.9, 84.6]	[66.4, 70.7]	[91.9, 92.5]	[63.9, 65.3]	[86.5, 87.2]	[59.2, 60.2]	[93.5, 93.9]
	74.7	53.3	71.0	83.7	81.8	78.6	65.7	91.4	66.3	84.4	63.2	71.0
hiboul	[68.5, 80.7]	[49.9, 56.6]	[65.6, 76.2]	[82.8, 84.7]	[80.9, 82.7]	[78.2, 79.0]	[63.5, 67.9]	[91.1, 91.7]	[65.6, 67.1]	[84.1, 84.8]	[62.8, 63.7]	[70.8, 71.2]
	60.4	45.8	71.9	86.4	89.4	85.1	69.2	86.1	69.7	88.2	73.4	95.6
	[52.5, 68.4]	[42.6, 49.0]	[66.2, 77.7]	[85.6, 87.3]	[88.6, 90.3]	[84.8, 85.4]	[67.0, 71.5]	[85.7, 86.4]	[69.0, 70.3]	[87.9, 88.6]	[73.0, 73.9]	[95.4, 95.7]
hopt0	67.6	48.4	74.7	87.4	92.0	86.8	68.9	88.2	71.2	84.6	76.2	74.9
	[59.8, 74.8]	[44.8, 51.8]	[69.8, 79.6]	[86.6, 88.2]	[91.2, 92.7]	[86.5, 87.1]	[66.7, 71.1]	[87.9, 88.6]	[70.5, 71.9]	[84.3, 84.9]	[75.8, 76.6]	[74.7, 75.2]
	85.5	49.5	40.6	78.8	94.8	83.5	65.6	82.4	56.6	81.0	66.8	89.7
midnight	[80.3, 90.6]	[46.2, 52.7]	[35.5, 45.7]	[77.8, 79.8]	[94.2, 95.4]	[83.1, 83.9]	[62.4, 68.6]	[82.0, 82.8]	[55.8, 57.3]	[80.6, 81.4]	[66.3, 67.3]	[89.6, 89.9]
	55.5	45.4	71.8	93.0	92.4	81.7	66.0	87.5	67.2	89.8	62.1	94.7
	[46.7, 63.6]	[42.2, 48.6]	[66.3, 77.1]	[92.4, 93.6]	[91.7, 93.1]	[81.3, 82.0]	[64.1, 68.1]	[87.2, 87.8]	[66.6, 67.9]	[89.5, 90.1]	[61.6, 62.6]	[94.6, 94.9]
phikon	63.9	45.4	61.9	91.1	88.5	83.1	62.5	83.2	62.8	85.9	67.4	92.1
	[55.5, 71.4]	[42.1, 48.6]	[56.1, 67.4]	[90.4, 91.8]	[87.8, 89.2]	[82.8, 83.5]	[60.6, 64.3]	[82.8, 83.6]	[62.1, 63.6]	[85.6, 86.2]	[67.0, 67.9]	[91.9, 92.2]
	71.0	53.6	78.1	91.1	92.9	85.5	72.2	91.5	66.8	89.5	68.2	96.7
uni	[63.5, 78.0]	[50.1, 57.0]	[73.3, 83.0]	[90.3, 91.8]	[92.2, 93.6]	[85.2, 85.9]	[70.1, 74.4]	[91.2, 91.8]	[66.0, 67.4]	[89.2, 89.9]	[67.8, 68.7]	[96.5, 96.8]
	85.4	56.3	68.8	90.3	95.6	87.6	69.4	92.6	69.1	81.4	73.9	96.1
	[80.5, 90.2]	[53.6, 59.2]	[63.1, 74.3]	[89.6, 91.1]	[95.1, 96.2]	[87.3, 88.0]	[67.2, 71.6]	[92.3, 92.9]	[68.4, 69.8]	[81.2, 81.7]	[73.5, 74.4]	[96.0, 96.2]
uni2h	53.3	42.6	52.2	89.1	89.6	85.4	66.0	88.0	63.6	80.2	56.8	96.4
	[45.4, 61.0]	[39.3, 45.9]	[46.0, 58.5]	[88.4, 89.8]	[88.8, 90.4]	[85.0, 85.8]	[63.6, 68.5]	[87.7, 88.3]	[62.8, 64.3]	[79.9, 80.6]	[56.3, 57.3]	[96.3, 96.6]
	83.3	54.9	57.9	80.0	90.4	83.0	72.0	80.5	62.8	86.1	64.8	95.5
virchow	[77.4, 88.5]	[51.9, 58.0]	[52.2, 63.4]	[79.0, 81.0]	[89.6, 91.2]	[82.6, 83.4]	[69.8, 74.3]	[80.1, 80.9]	[62.1, 63.5]	[85.8, 86.5]	[64.3, 65.2]	[95.4, 95.7]
	83.0	55.5	62.8	87.5	92.2	84.6	66.1	84.2	65.9	82.2	57.7	95.7
	[77.1, 88.8]	[52.8, 58.2]	[57.7, 67.9]	[86.6, 88.4]	[91.5, 93.0]	[84.2, 85.0]	[63.8, 68.5]	[83.8, 84.6]	[65.2, 66.7]	[81.8, 82.6]	[57.2, 58.2]	[95.6, 95.9]
conch	84.7	58.5	68.6	86.6	91.4	85.0	68.4	86.9	66.5	84.0	60.5	94.6
	[79.9, 89.5]	[55.7, 61.3]	[63.0, 74.1]	[85.7, 87.4]	[90.6, 92.1]	[84.6, 85.5]	[65.9, 70.9]	[86.5, 87.2]	[65.8, 67.2]	[83.7, 84.3]	[60.0, 61.0]	[94.5, 94.8]
	86.5	55.5	66.6	93.2	91.4	87.2	65.1	87.9	64.5	87.7	64.1	95.9
titan	[80.2, 91.9]	[53.0, 58.0]	[61.2, 71.9]	[92.5, 93.8]	[90.6, 92.2]	[86.8, 87.6]	[62.3, 68.1]	[87.5, 88.2]	[63.7, 65.2]	[87.3, 88.0]	[63.6, 64.5]	[95.7, 96.0]
	65.3	54.5	73.0	82.4	90.5	82.0	65.4	84.7	64.0	84.8	51.0	92.0
	[58.1, 72.7]	[51.8, 57.2]	[68.3, 77.6]	[81.4, 83.3]	[89.7, 91.2]	[81.6, 82.4]	[63.4, 67.4]	[84.3, 85.1]	[63.3, 64.7]	[84.4, 85.1]	[50.5, 51.6]	[91.8, 92.1]
musk	54.0	49.2	57.5	79.4	85.5	67.4	69.1	83.1	60.1	79.3	40.9	85.7
	[46.2, 61.7]	[46.1, 52.3]	[52.0, 62.8]	[78.4, 80.4]	[84.6, 86.4]	[66.9, 67.9]	[67.1, 71.3]	[82.7, 83.5]	[59.4, 60.8]	[78.9, 79.7]	[40.4, 41.5]	[85.4, 85.9]
	53.4	52.1	68.7	80.6	89.6	68.0	68.4	83.6	61.3	81.9	40.3	89.5
quilt	[45.8, 60.8]	[49.0, 55.1]	[63.1, 74.3]	[79.7, 81.6]	[88.8, 90.3]	[67.5, 68.4]	[66.3, 70.6]	[83.2, 84.0]	[60.6, 62.0]	[81.5, 82.3]	[39.8, 40.8]	[89.3, 89.7]
	59.2	41.3	68.0	75.1	79.5	67.2	74.6	70.2	57.5	70.2	33.0	81.8
	[51.3, 66.9]	[38.1, 44.5]	[62.3, 73.5]	[74.0, 76.3]	[78.5, 80.5]	[66.7, 67.8]	[72.2, 77.1]	[69.7, 70.6]	[56.8, 58.3]	[69.8, 70.5]	[32.4, 33.5]	[81.6, 82.1]
dinob	60.2	45.2	62.7	68.2	76.3	67.7	76.0	65.3	59.9	64.9	33.2	84.3
	[52.3, 67.8]	[42.0, 48.3]	[56.9, 68.1]	[67.0, 69.3]	[75.3, 77.4]	[67.2, 68.2]	[73.4, 78.6]	[64.9, 65.6]	[59.2, 60.7]	[64.6, 65.3]	[32.7, 33.7]	[84.0, 84.5]
	59.3	45.6	59.0	60.0	76.0	64.3	69.7	73.5	56.1	76.1	28.1	78.4
vitb	[51.4, 66.6]	[42.4, 48.7]	[53.3, 64.7]	[58.9, 61.2]	[75.0, 76.9]	[63.7, 64.8]	[67.4, 72.1]	[73.0, 74.0]	[55.4, 56.9]	[75.7, 76.5]	[27.6, 28.6]	[78.1, 78.7]
	53.1	48.1	43.2	68.7	79.1	65.1	69.7	70.6	57.4	72.0	30.3	74.0
	[45.6, 60.3]	[45.1, 51.1]	[37.5, 48.7]	[67.5, 69.9]	[78.1, 80.0]	[64.6, 65.7]	[67.0, 72.1]	[70.1, 71.1]	[56.6, 58.1]	[71.6, 72.4]	[29.7, 30.8]	[73.7, 74.2]
vitl	47.3	40.8	53.5	64.1	72.0	52.9	68.2	71.2	56.9	72.2	30.0	62.9
	[40.0, 54.9]	[37.9, 43.8]	[47.9, 58.9]	[63.0, 65.2]	[71.0, 72.9]	[52.4, 53.4]	[66.2, 70.3]	[70.8, 71.7]	[56.1, 57.6]	[71.8, 72.6]	[29.5, 30.6]	[62.6, 63.1]
	51.5	44.1	51.3	64.6	78.1	66.0	68.4	76.5	57.0	71.3	33.0	89.8
clipb	[43.8, 59.3]	[41.1, 47.2]	[45.9, 56.9]	[63.4, 65.7]	[77.2, 79.1]	[65.5, 66.5]	[66.3, 70.5]	[76.1, 77.0]	[56.3, 57.7]	[70.9, 71.7]	[32.4, 33.6]	[89.5, 89.9]

Table S42: Quantitative performance (F1 score) on 4-shot classification.

Model	bach	bracs	break-h	ccrc	crc	esca	mhst	pcam	tcga-crc	tcga-tils	tcga-unif	wilds
hiboub	70.4	51.0	75.4	82.7	91.8	67.9	60.4	92.2	58.7	79.6	50.7	93.7
	[62.2, 77.8]	[47.1, 54.6]	[70.5, 79.6]	[81.7, 83.6]	[91.0, 92.6]	[67.5, 68.3]	[57.4, 63.6]	[91.9, 92.5]	[58.1, 59.3]	[79.3, 80.0]	[50.2, 51.1]	[93.5, 93.9]
	69.2	50.1	71.6	82.5	82.7	66.0	57.2	91.4	59.4	79.2	54.3	68.6
hiboul	61.4	46.4	66.7	81.5	81.8	65.7	54.2	91.1	58.8	78.9	53.8	68.3
	[76.4, 77.8]	[53.7, 54.6]	[76.0, 76.0]	[83.5, 83.5]	[83.5, 83.5]	[66.3, 66.3]	[60.3, 60.3]	[91.7, 91.7]	[59.9, 59.9]	[79.6, 79.6]	[54.8, 54.8]	[68.9, 68.9]
	58.5	41.2	69.6	87.5	90.2	72.8	62.4	86.1	62.5	86.9	65.0	95.6
hopt0	49.8	37.5	64.2	86.7	89.3	72.6	59.3	85.7	61.9	86.6	64.5	95.4
	[66.4, 66.4]	[45.0, 45.0]	[74.6, 74.6]	[88.3, 88.3]	[91.0, 91.0]	[73.1, 73.1]	[65.4, 65.4]	[86.4, 86.4]	[63.0, 63.0]	[87.3, 87.3]	[65.4, 65.4]	[95.7, 95.7]
	64.2	45.5	67.7	88.4	92.5	75.4	61.3	88.2	63.4	74.0	68.7	73.5
hopt1	55.2	41.6	62.4	87.7	91.8	75.2	58.3	87.9	62.8	73.6	68.2	73.2
	[71.9, 71.9]	[49.3, 49.3]	[72.6, 72.6]	[89.2, 89.2]	[93.3, 93.3]	[75.7, 75.7]	[64.4, 64.4]	[88.6, 88.6]	[64.0, 64.0]	[74.4, 74.4]	[69.1, 69.1]	[73.8, 73.8]
	82.4	46.3	41.6	80.7	94.7	74.2	63.9	82.3	54.6	75.5	61.8	89.6
midnight	75.3	42.6	36.5	79.6	94.0	73.9	60.7	81.8	54.0	75.1	61.3	89.4
	[88.6, 88.6]	[49.9, 49.9]	[46.7, 46.7]	[81.7, 81.7]	[93.4, 93.4]	[74.5, 74.5]	[66.8, 66.8]	[82.7, 82.7]	[55.2, 55.2]	[75.9, 75.9]	[62.3, 62.3]	[89.4, 89.4]
	54.4	41.0	69.6	92.5	92.7	64.8	56.7	87.4	58.5	86.2	53.4	94.7
phikon	45.9	37.1	64.3	91.8	92.0	64.5	53.5	87.1	57.9	85.8	53.0	94.5
	[62.0, 62.0]	[44.7, 44.7]	[74.3, 74.3]	[93.1, 93.1]	[93.4, 93.4]	[65.2, 65.2]	[59.9, 59.9]	[87.8, 87.8]	[59.1, 59.1]	[86.5, 86.5]	[53.8, 53.8]	[94.8, 94.8]
	59.5	40.9	59.8	90.4	88.9	65.9	51.2	83.1	56.1	76.5	58.2	92.0
phikon2	50.7	37.0	54.2	89.7	88.1	65.6	48.1	82.7	55.6	76.1	57.7	91.9
	[67.2, 67.2]	[44.6, 44.6]	[64.9, 64.9]	[91.1, 91.1]	[89.8, 89.8]	[66.3, 66.3]	[54.3, 54.3]	[83.5, 83.5]	[56.7, 56.7]	[76.9, 76.9]	[58.6, 58.6]	[92.2, 92.2]
	67.7	50.0	76.9	91.4	92.8	70.6	65.6	91.5	59.2	86.0	59.1	96.7
uni	59.3	46.0	72.3	90.7	92.0	70.3	62.6	91.2	58.7	85.7	58.6	96.5
	[74.8, 74.8]	[53.8, 53.8]	[81.1, 81.1]	[92.1, 92.1]	[93.5, 93.5]	[70.9, 70.9]	[68.5, 68.5]	[91.8, 91.8]	[59.8, 59.8]	[86.4, 86.4]	[59.5, 59.5]	[96.8, 96.8]
	81.3	50.3	68.6	90.9	95.3	75.5	62.0	92.6	59.8	67.8	66.9	96.1
uni2h	74.3	46.6	63.2	90.2	94.7	75.2	58.9	92.3	59.2	67.4	66.4	96.0
	[87.6, 87.6]	[53.7, 53.7]	[73.4, 73.4]	[91.6, 91.6]	[95.9, 95.9]	[75.8, 75.8]	[65.0, 65.0]	[92.9, 92.9]	[60.3, 60.3]	[68.2, 68.2]	[67.3, 67.3]	[96.2, 96.2]
	50.3	37.6	49.8	87.7	89.8	73.3	59.5	88.0	57.5	68.6	49.1	96.4
virchow	42.1	33.9	43.9	86.9	88.9	72.9	56.3	87.6	56.9	68.2	48.7	96.3
	[57.7, 57.7]	[41.3, 41.3]	[55.3, 55.3]	[88.6, 88.6]	[90.7, 90.7]	[73.6, 73.6]	[62.5, 62.5]	[88.3, 88.3]	[58.1, 58.1]	[69.0, 69.0]	[49.6, 49.6]	[96.6, 96.6]
	79.9	50.3	58.8	81.8	90.8	69.8	65.5	80.4	57.6	79.7	56.4	95.5
virchow2	72.7	47.0	53.4	80.8	90.0	69.4	62.5	80.0	57.1	79.3	55.9	95.4
	[86.0, 86.0]	[53.7, 53.7]	[63.5, 63.5]	[82.8, 82.8]	[91.5, 91.5]	[70.1, 70.1]	[68.5, 68.5]	[80.9, 80.9]	[58.2, 58.2]	[80.1, 80.1]	[56.8, 56.8]	[95.7, 95.7]
	79.9	48.9	63.5	88.3	91.7	69.4	58.6	84.2	61.8	75.3	48.2	95.7
conch	72.7	45.2	57.7	87.5	91.0	69.1	55.5	83.8	61.2	74.9	47.8	95.6
	[86.4, 86.4]	[52.7, 52.7]	[68.6, 68.6]	[89.2, 89.2]	[92.5, 92.5]	[69.7, 69.7]	[61.7, 61.7]	[84.6, 84.6]	[62.4, 62.4]	[75.7, 75.7]	[48.7, 48.7]	[95.9, 95.9]
	80.1	53.7	67.5	86.9	91.2	72.0	62.8	86.9	61.6	74.1	52.9	94.6
titan	73.3	49.8	61.5	86.1	90.4	71.7	59.7	86.5	61.0	73.7	52.4	94.4
	[86.3, 86.3]	[57.4, 57.4]	[72.6, 72.6]	[87.8, 87.8]	[91.9, 91.9]	[72.2, 72.2]	[65.8, 65.8]	[87.2, 87.2]	[62.2, 62.2]	[74.5, 74.5]	[53.3, 53.3]	[94.8, 94.8]
	85.3	47.3	68.0	93.2	91.8	73.8	61.0	87.9	60.0	82.7	55.9	95.9
keep	78.4	43.8	62.3	92.5	91.0	73.4	58.0	87.5	59.4	82.3	55.4	95.7
	[91.1, 91.1]	[50.7, 50.7]	[73.0, 73.0]	[93.8, 93.8]	[92.5, 92.5]	[74.1, 74.1]	[64.1, 64.1]	[88.2, 88.2]	[60.6, 60.6]	[83.0, 83.0]	[56.3, 56.3]	[96.0, 96.0]
	61.4	48.4	72.4	81.9	89.3	64.8	55.5	84.7	58.4	76.7	41.2	92.0
musk	53.1	44.7	67.8	80.9	88.4	64.5	52.4	84.3	57.8	76.4	40.8	91.8
	[68.9, 68.9]	[51.9, 51.9]	[76.7, 76.7]	[82.9, 82.9]	[90.1, 90.1]	[65.1, 65.1]	[58.6, 58.6]	[85.1, 85.1]	[59.0, 59.0]	[77.1, 77.1]	[41.6, 41.6]	[92.1, 92.1]
	51.9	44.2	56.1	78.3	85.9	51.9	61.2	83.1	53.9	71.2	31.8	85.6
plip	43.0	40.4	50.9	77.3	84.9	51.6	58.2	82.7	53.3	70.8	31.4	85.4
	[59.7, 59.7]	[47.7, 47.7]	[61.2, 61.2]	[79.4, 79.4]	[86.8, 86.8]	[52.1, 52.1]	[64.3, 64.3]	[83.5, 83.5]	[54.4, 54.4]	[71.7, 71.7]	[32.2, 32.2]	[85.8, 85.8]
	49.1	46.7	70.8	79.0	88.8	52.2	60.9	83.6	54.8	74.5	31.1	89.5
quilt	40.6	42.8	65.4	78.0	88.0	51.9	57.9	83.2	54.2	74.1	30.7	89.3
	[56.8, 56.8]	[50.4, 50.4]	[75.7, 75.7]	[80.0, 80.0]	[89.6, 89.6]	[52.5, 52.5]	[64.0, 64.0]	[84.0, 84.0]	[55.3, 55.3]	[74.9, 74.9]	[31.4, 31.4]	[89.7, 89.7]
	53.9	35.6	65.5	76.4	78.5	49.5	70.7	69.1	51.5	53.5	24.7	81.8
dinob	45.5	32.1	59.9	75.2	77.5	49.3	67.8	68.6	51.0	53.1	24.3	81.5
	[61.9, 61.9]	[39.0, 39.0]	[70.5, 70.5]	[77.5, 77.5]	[79.5, 79.5]	[49.8, 49.8]	[73.4, 73.4]	[69.6, 69.6]	[52.0, 52.0]	[53.9, 53.9]	[25.0, 25.0]	[82.0, 82.0]
	55.2	40.4	58.1	68.7	76.1	49.7	73.0	61.5	54.3	46.7	25.2	84.1
dinol	46.8	37.0	52.5	67.5	75.0	49.4	70.1	60.9	53.7	46.3	24.9	83.8
	[62.9, 62.9]	[43.9, 43.9]	[63.3, 63.3]	[69.9, 69.9]	[77.1, 77.1]	[49.9, 49.9]	[75.8, 75.8]	[62.0, 62.0]	[54.8, 54.8]	[47.1, 47.1]	[25.6, 25.6]	[84.3, 84.3]
	54.0	39.7	55.6	55.9	75.1	48.9	63.3	73.5	50.6	64.7	21.2	78.3
vitb	45.4	36.2	50.0	54.6	74.0	48.6	60.4	73.0	50.1	64.3	20.8	78.0
	[61.8, 61.8]	[43.2, 43.2]	[60.7, 60.7]	[57.1, 57.1]	[76.2, 76.2]	[49.1, 49.1]	[66.3, 66.3]	[73.9, 73.9]	[51.2, 51.2]	[65.2, 65.2]	[21.5, 21.5]	[78.6, 78.6]
	45.5	42.0	36.5	68.7	78.3	52.0	64.5	70.6	49.5	57.9	22.2	73.4
vitl	37.2	38.4	31.4	67.5	77.2	51.7	61.4	70.1	48.9	57.5	21.9	73.1
	[52.9, 52.9]	[45.4, 45.4]	[41.4, 41.4]	[69.9, 69.9]	[79.3, 79.3]	[52.3, 52.3]	[67.3, 67.3]	[71.1, 71.1]	[50.0, 50.0]	[58.3, 58.3]	[22.6, 22.6]	[73.7, 73.7]
	42.3	34.6	52.1	65.2	68.9	37.0	59.7	69.8	52.8	58.4	22.4	57.8
clipb	34.6	31.2	46.8	63.9	67.9	36.8	56.7	69.3	52.2	58.0	22.1	57.4
	[49.3, 49.3]	[38.0, 38.0]	[57.1, 57.1]	[66.5, 66.5]	[69.9, 69.9]	[37.2, 37.2]	[62.8, 62.8]	[70.3, 70.3]	[53.3, 53.3]	[58.8, 58.8]	[22.8, 22.8]	[58.1, 58.1]
	47.5	38.1	48.1	61.6	75.9	50.8	60.2	76.2	49.2	57.3	24.2	89.7
clipl	39.1	34.6	42.6	60.3	74.8	50.5	57.1	75.7	48.6	56.9	23.9	89.5
	[55.2, 55.2]	[41.7, 41.7]	[53.4, 53.4]	[62.8, 62.8]	[77.0, 77.0]	[51.1, 51.1]	[63.3, 63.3]	[76.7, 76.7]	[49.7, 49.7]	[57.7, 57.7]	[24.6, 24.6]	[89.9, 89.9]

Table S43: Quantitative performance (Balanced accuracy) on 8-shot classification.

Model	bach	bracs	break-h	ccrc	crc	esca	mhst	pcam	tcga-crc	tcga-tils	tcga-unif	wilds
hiboub	75.5	57.3	77.1	82.8	92.2	84.3	69.4	92.1	65.9	87.1	60.5	94.9
	[68.8, 82.0]	[54.1, 60.5]	[71.8, 82.1]	[81.9, 83.7]	[91.4, 92.9]	[83.9, 84.6]	[67.3, 71.6]	[91.8, 92.4]	[65.2, 66.6]	[86.7, 87.5]	[60.0, 61.0]	[94.7, 95.0]
	74.1	52.6	71.2	82.1	82.3	78.3	65.9	91.2	67.1	84.1	64.0	72.4
hiboul	[67.3, 80.5]	[49.2, 56.0]	[65.8, 76.2]	[81.2, 83.1]	[81.3, 83.1]	[77.9, 78.7]	[63.6, 68.2]	[90.9, 91.5]	[66.4, 67.8]	[83.7, 84.5]	[63.5, 64.5]	[72.2, 72.7]
	58.6	46.3	72.0	83.3	90.2	85.4	70.2	85.9	70.6	87.6	73.8	94.2
	[50.7, 66.3]	[43.0, 49.8]	[66.3, 77.8]	[82.4, 84.2]	[89.4, 91.0]	[85.0, 85.7]	[68.0, 72.7]	[85.5, 86.3]	[69.9, 71.3]	[87.2, 88.0]	[73.4, 74.2]	[94.1, 94.4]
hopt0	68.4	49.5	74.3	86.7	92.5	87.0	71.3	88.9	72.0	88.1	76.6	82.3
	[60.5, 75.4]	[45.8, 53.1]	[69.2, 79.3]	[85.8, 87.5]	[91.7, 93.2]	[86.7, 87.3]	[69.1, 73.7]	[88.5, 89.2]	[71.3, 72.7]	[87.8, 88.5]	[76.2, 77.0]	[82.1, 82.5]
	85.0	48.6	38.5	76.5	95.0	83.5	64.5	82.5	58.5	80.9	67.4	89.9
midnight	[79.5, 90.1]	[45.1, 52.0]	[33.2, 43.8]	[75.5, 77.5]	[94.5, 95.6]	[83.1, 83.9]	[61.3, 67.5]	[82.1, 82.9]	[57.8, 59.2]	[80.5, 81.4]	[66.9, 67.9]	[89.7, 90.1]
	55.2	45.9	74.7	92.3	92.3	82.0	68.0	88.2	67.8	89.0	62.7	94.6
	[46.4, 63.6]	[42.6, 49.2]	[69.5, 79.6]	[91.7, 92.9]	[91.6, 93.0]	[81.6, 82.3]	[66.0, 70.1]	[87.9, 88.5]	[67.1, 68.5]	[88.7, 89.4]	[62.2, 63.2]	[94.5, 94.8]
phikon	63.9	46.4	63.9	91.1	89.2	82.8	64.5	83.8	62.3	88.2	67.6	92.3
	[55.8, 71.5]	[43.1, 49.8]	[58.1, 69.5]	[90.5, 91.8]	[88.5, 89.9]	[82.4, 83.1]	[62.4, 66.6]	[83.4, 84.2]	[61.6, 63.1]	[87.8, 88.5]	[67.1, 68.0]	[92.1, 92.5]
	68.6	54.7	79.1	89.4	93.3	85.5	74.3	91.6	67.4	89.0	68.7	96.3
uni	[60.8, 76.1]	[51.1, 58.2]	[73.8, 84.2]	[88.6, 90.2]	[92.6, 94.0]	[85.1, 85.8]	[72.1, 76.6]	[91.4, 91.9]	[66.7, 68.1]	[88.6, 89.4]	[68.2, 69.2]	[96.2, 96.4]
	87.0	57.6	69.5	89.8	95.7	87.8	71.8	92.7	69.7	86.1	74.4	96.0
	[82.2, 91.7]	[54.7, 60.6]	[63.7, 75.1]	[89.0, 90.6]	[95.2, 96.3]	[87.4, 88.1]	[69.2, 74.2]	[92.5, 93.0]	[69.1, 70.4]	[85.8, 86.4]	[74.0, 74.9]	[95.8, 96.1]
uni2h	52.5	43.3	53.0	89.2	90.0	85.1	64.8	88.2	64.7	82.9	57.2	96.9
	[44.2, 60.3]	[40.0, 46.7]	[46.7, 59.4]	[88.5, 89.9]	[89.2, 90.8]	[84.7, 85.5]	[62.1, 67.5]	[87.9, 88.6]	[64.0, 65.4]	[82.5, 83.3]	[56.7, 57.8]	[96.8, 97.0]
	83.8	54.8	58.2	78.5	90.8	82.8	72.3	81.4	63.9	84.8	64.7	95.1
virchow	[78.1, 88.9]	[51.8, 57.9]	[52.3, 63.9]	[77.5, 79.5]	[90.0, 91.6]	[82.3, 83.2]	[69.8, 74.8]	[81.0, 81.8]	[63.1, 64.5]	[84.5, 85.2]	[64.2, 65.2]	[95.0, 95.2]
	83.6	56.9	64.0	87.2	92.4	84.2	65.7	84.4	66.7	82.4	58.3	95.9
	[77.5, 89.3]	[53.9, 59.9]	[59.1, 69.3]	[86.3, 88.1]	[91.7, 93.1]	[83.8, 84.6]	[63.1, 68.4]	[84.0, 84.8]	[66.0, 67.4]	[82.0, 82.8]	[57.8, 58.9]	[95.7, 96.0]
conch	83.9	60.2	68.7	86.1	91.5	84.9	67.4	86.7	67.1	85.7	61.4	94.4
	[78.4, 89.0]	[57.2, 63.2]	[63.1, 74.2]	[85.2, 86.9]	[90.8, 92.3]	[84.5, 85.3]	[64.5, 70.1]	[86.3, 87.0]	[66.4, 67.8]	[85.3, 86.0]	[60.9, 61.9]	[94.2, 94.5]
	86.0	57.1	65.3	92.9	91.6	87.2	65.4	87.7	64.7	87.6	64.6	95.9
keep	[79.8, 91.5]	[54.5, 59.8]	[59.7, 71.1]	[92.2, 93.5]	[90.8, 92.4]	[86.8, 87.6]	[62.5, 68.4]	[87.3, 88.0]	[63.9, 65.4]	[87.2, 88.0]	[64.1, 65.1]	[95.8, 96.0]
	65.8	54.3	73.6	82.1	90.7	81.7	66.6	84.6	64.4	85.2	52.0	92.3
	[58.1, 73.4]	[51.4, 57.3]	[69.0, 78.2]	[81.1, 83.0]	[90.0, 91.5]	[81.3, 82.1]	[64.5, 68.8]	[84.2, 85.0]	[63.7, 65.1]	[84.8, 85.5]	[51.4, 52.5]	[92.1, 92.4]
musk	55.3	49.9	55.3	78.8	85.7	67.2	70.2	82.9	59.8	79.6	41.3	87.0
	[47.7, 63.2]	[46.8, 53.0]	[49.8, 60.8]	[77.7, 79.8]	[84.8, 86.6]	[66.7, 67.7]	[68.0, 72.4]	[82.5, 83.3]	[59.0, 60.5]	[79.2, 80.0]	[40.8, 41.9]	[86.8, 87.2]
	54.7	51.6	67.9	81.2	89.7	68.0	68.7	83.4	60.9	82.2	40.5	90.9
quilt	[46.8, 62.3]	[48.6, 54.6]	[62.0, 73.7]	[80.2, 82.1]	[89.0, 90.5]	[67.5, 68.4]	[66.4, 71.0]	[83.0, 83.8]	[60.2, 61.6]	[81.8, 82.6]	[40.0, 41.1]	[90.7, 91.1]
	62.7	42.2	65.0	73.9	80.2	67.6	75.8	71.3	58.5	74.1	33.1	83.1
	[54.9, 70.4]	[39.0, 45.5]	[58.9, 70.6]	[72.7, 75.0]	[79.2, 81.2]	[67.1, 68.1]	[73.3, 78.3]	[70.8, 71.8]	[57.8, 59.3]	[73.8, 74.5]	[32.5, 33.6]	[82.8, 83.3]
dinob	58.8	44.3	63.4	68.8	76.8	67.9	76.2	66.8	59.7	66.7	33.5	86.7
	[50.4, 66.6]	[41.0, 47.9]	[57.8, 68.9]	[67.7, 69.9]	[75.8, 77.9]	[67.4, 68.4]	[73.5, 78.7]	[66.4, 67.2]	[59.0, 60.5]	[66.3, 67.1]	[33.0, 34.0]	[86.5, 86.9]
	57.8	45.5	60.9	59.7	76.9	64.5	72.1	73.2	56.3	77.2	28.5	79.9
vitb	[50.0, 65.2]	[42.1, 48.7]	[55.1, 66.6]	[58.5, 60.8]	[76.0, 77.9]	[63.9, 65.0]	[69.7, 74.5]	[72.7, 73.7]	[55.6, 57.1]	[76.8, 77.6]	[28.0, 29.1]	[79.7, 80.2]
	52.0	48.3	44.6	67.7	80.2	64.8	70.5	70.4	57.8	75.5	30.8	75.5
	[44.3, 59.2]	[45.2, 51.3]	[38.7, 50.3]	[66.5, 68.9]	[79.2, 81.1]	[64.2, 65.4]	[67.8, 73.1]	[69.9, 70.9]	[57.1, 58.5]	[75.0, 75.9]	[30.3, 31.4]	[75.2, 75.8]
vitl	45.7	42.1	51.9	63.8	72.4	52.5	68.9	72.5	56.8	73.1	30.2	67.8
	[38.4, 53.5]	[39.0, 45.2]	[45.9, 57.7]	[62.7, 65.0]	[71.4, 73.3]	[52.0, 53.0]	[66.8, 71.0]	[72.1, 72.9]	[56.1, 57.5]	[72.7, 73.5]	[29.6, 30.7]	[67.6, 68.1]
	52.4	45.5	51.0	63.8	78.3	65.9	69.1	77.3	57.0	74.0	33.2	90.1
clipb	[44.6, 60.3]	[42.3, 48.8]	[45.5, 56.9]	[62.6, 64.9]	[77.4, 79.4]	[65.4, 66.4]	[67.0, 71.3]	[76.8, 77.7]	[56.2, 57.7]	[73.6, 74.5]	[32.7, 33.8]	[90.0, 90.3]

Table S44: Quantitative performance (F1 score) on 8-shot classification.

Model	bach	bracs	break-h	crrcc	crc	esca	mhst	pcam	tcga-crc	tcga-tils	tcga-unif	wilds
hiboub	70.5	53.2	76.4	82.5	92.2	69.4	61.9	92.1	59.4	82.4	52.1	94.9
	[62.5, 77.9]	[49.4, 56.7]	[71.6, 80.7]	[81.5, 83.5]	[91.5, 93.0]	[69.0, 69.7]	[58.9, 65.1]	[91.8, 92.3]	[58.8, 59.9]	[82.0, 82.8]	[51.6, 52.5]	[94.7, 95.0]
	70.0	50.0	72.1	82.0	83.1	66.3	58.1	91.2	59.6	80.0	55.7	70.4
hiboul	62.2	46.3	67.3	81.0	82.2	66.0	55.1	90.9	59.0	79.6	55.2	70.1
	[77.2] 53.6	[76.2]	[82.9]	[83.9]	[66.6]	[61.2]	[91.5]	[60.2]	[80.4]	[56.1]	[70.7]	
	56.0	42.5	69.9	84.8	90.9	73.8	64.3	85.9	63.1	88.1	65.9	94.2
hopt0	47.1	38.6	64.5	83.9	90.0	73.5	61.4	85.5	62.5	87.8	65.4	94.1
	[64.1]	46.2	75.0	85.6	91.7	74.0	67.3	86.3	63.7	88.5	66.3	94.4
	65.2	47.3	67.8	87.8	93.0	76.3	65.1	88.9	64.4	82.3	69.6	81.9
hopt1	56.2	43.3	62.5	87.1	92.2	76.0	62.1	88.5	63.7	81.9	69.2	81.6
	[72.8]	51.1	72.7	88.6	93.7	76.5	68.1	89.2	64.9	82.6	70.1	82.1
	81.7	46.2	39.8	78.2	94.8	74.8	63.2	82.3	55.8	75.6	62.7	89.8
midnight	74.4	42.5	34.4	77.1	94.2	74.5	60.0	81.9	55.2	75.2	62.2	89.6
	[87.9]	49.7	44.8	79.4	95.4	75.1	66.2	82.8	56.4	76.0	63.2	90.0
	54.5	42.1	71.7	91.8	92.5	66.0	59.6	88.2	59.5	86.9	54.6	94.6
phikon	45.9	38.3	66.5	91.2	91.8	65.6	56.4	87.8	59.0	86.6	54.2	94.4
	[62.5]	45.9	76.5	92.5	93.2	66.3	62.8	88.5	60.1	87.3	55.0	94.8
	59.6	42.6	61.1	90.6	89.7	66.4	55.1	83.7	56.3	83.2	59.2	92.3
phikon2	51.0	38.7	55.5	89.9	88.8	66.1	52.0	83.3	55.7	82.8	58.8	92.1
	[67.4]	46.3	66.5	91.3	90.5	66.8	58.1	84.1	56.9	83.5	59.7	92.4
	66.1	51.8	77.6	90.0	93.1	71.8	68.7	91.6	59.8	87.5	60.4	96.3
uni	57.8	47.8	72.9	89.2	92.4	71.5	65.8	91.3	59.3	87.1	60.0	96.2
	[73.5]	55.7	81.9	90.7	93.8	72.1	71.6	91.9	60.4	87.8	60.9	96.4
	83.5	53.0	69.7	90.5	95.4	76.4	66.8	92.7	60.8	77.3	68.1	95.9
uni2h	77.0	49.2	64.5	89.7	94.8	76.1	63.9	92.5	60.3	76.9	67.7	95.8
	[89.4]	56.6	74.5	91.2	96.0	76.6	69.6	93.0	61.4	77.7	68.5	96.1
	49.6	38.8	51.0	88.2	90.3	73.6	59.9	88.2	58.2	73.7	50.0	96.9
virchow	41.1	35.0	45.1	87.4	89.4	73.2	56.8	87.8	57.6	73.3	49.5	96.8
	[57.2]	42.5	56.6	89.0	91.1	73.9	62.9	88.5	58.8	74.1	50.5	97.0
	80.7	50.8	58.6	80.5	91.1	69.9	67.5	81.3	57.6	79.1	57.1	95.1
virchow2	73.6	47.4	53.1	79.5	90.3	69.6	64.4	80.9	57.0	78.8	56.6	94.9
	[86.8]	54.2	63.5	81.5	91.8	70.2	70.3	81.7	58.1	79.6	57.5	95.2
	80.6	51.9	64.8	88.2	91.9	69.8	59.8	84.4	61.5	76.7	49.5	95.9
conch	73.5	48.0	59.4	87.4	91.1	69.4	56.8	84.0	60.9	76.3	49.1	95.7
	[87.1]	55.6	70.0	89.0	92.6	70.1	62.9	84.8	62.1	77.1	49.9	96.0
	80.0	56.6	67.7	86.6	91.3	72.4	63.8	86.6	61.5	78.1	54.5	94.4
titan	73.0	52.8	61.9	85.7	90.5	72.0	60.8	86.3	60.9	77.7	54.0	94.2
	[86.5]	60.1	72.8	87.4	92.0	72.7	66.7	87.0	62.1	78.5	54.9	94.5
	84.6	50.5	66.8	92.9	91.9	74.2	62.4	87.6	59.7	83.9	56.9	95.9
keep	77.6	46.8	61.0	92.3	91.1	73.9	59.4	87.3	59.1	83.5	56.5	95.7
	[90.4]	54.1	72.0	93.5	92.7	74.6	65.5	88.0	60.3	84.3	57.4	96.0
	62.6	49.2	73.3	81.9	89.5	65.1	57.8	84.6	57.8	79.7	42.7	92.3
musk	54.2	45.5	68.9	80.9	88.6	64.7	54.7	84.2	57.2	79.3	42.3	92.1
	[70.4]	52.8	77.3	82.8	90.3	65.4	61.0	85.0	58.4	80.1	43.1	92.4
	54.0	45.1	54.5	78.1	86.0	51.7	63.0	82.9	53.2	73.1	33.0	87.0
plip	45.3	41.4	49.1	77.1	85.1	51.4	60.1	82.4	52.6	72.7	32.6	86.8
	[62.1]	48.6	59.5	79.2	87.0	51.9	66.2	83.3	53.7	73.6	33.4	87.2
	50.7	46.2	70.1	80.0	89.0	52.4	62.1	83.4	53.8	76.2	32.1	90.9
quilt	42.1	42.5	64.5	79.0	88.2	52.1	59.0	83.0	53.3	75.8	31.7	90.7
	[58.6]	49.8	75.1	81.0	89.8	52.7	65.0	83.8	54.4	76.6	32.5	91.1
	57.0	37.1	62.9	75.3	79.3	50.5	72.2	70.9	51.3	61.2	25.3	83.0
dinob	48.6	33.6	57.3	74.1	78.3	50.2	69.4	70.4	50.7	60.7	24.9	82.8
	[65.1]	40.5	67.8	76.4	80.3	50.7	75.0	71.3	51.8	61.6	25.6	83.3
	55.1	41.1	58.6	69.6	76.7	50.6	73.4	64.2	53.6	51.3	26.0	86.6
dinol	46.3	37.3	53.0	68.3	75.7	50.4	70.5	63.7	53.0	50.9	25.6	86.4
	[62.9]	44.7	63.7	70.8	77.7	50.9	76.1	64.7	54.1	51.8	26.4	86.9
	52.4	40.4	57.4	55.6	76.1	49.4	67.0	73.2	50.5	67.8	21.9	79.9
vitb	43.9	36.7	51.9	54.3	75.0	49.2	64.2	72.7	50.0	67.4	21.6	79.7
	[60.2]	44.0	62.5	56.8	77.2	49.7	69.9	73.7	51.0	68.2	22.3	80.2
	45.4	42.6	37.5	67.9	79.4	52.1	66.3	70.3	50.0	65.0	23.2	75.2
vitl	37.1	39.0	32.3	66.7	78.3	51.8	63.3	69.8	49.5	64.6	22.9	74.9
	[52.7]	46.2	42.6	69.1	80.5	52.4	69.0	70.8	50.6	65.4	23.6	75.5
	40.8	36.7	51.3	64.9	69.5	37.1	61.0	71.7	52.1	61.2	23.2	65.0
clipb	33.4	33.2	45.8	63.6	68.5	36.9	58.1	71.2	51.5	60.8	22.8	64.6
	[47.9]	40.3	56.5	66.3	70.6	37.3	64.1	72.2	52.6	61.6	23.5	65.3
	48.8	40.4	47.8	60.9	76.2	51.1	61.5	77.1	49.3	63.2	25.3	90.1
clipl	40.6	36.7	42.3	59.6	75.2	50.9	58.4	76.6	48.8	62.8	24.9	90.0
	[56.3]	43.9	53.0	62.1	77.3	51.4	64.5	77.6	49.9	63.6	25.6	90.3

Table S45: Quantitative performance (Balanced accuracy) on 16-shot classification.

Model	bach	bracs	break-h	ccrc	crc	esca	mhst	pcam	tcga-crc	tcga-tils	tcga-unif	wilds
hiboub	76.0	57.5	75.1	82.3	92.4	84.4	69.9	91.9	65.7	87.2	61.1	94.9
	[69.4,	[54.2,	[69.7,	[81.4,	[91.7,	[84.0,	[67.8,	[91.6,	[65.0,	[86.8,	[60.6,	[94.8,
	82.4]	60.9]	80.2]	83.2]	93.1]	84.7]	72.2]	92.2]	66.4]	87.6]	61.6]	95.1]
hiboul	75.9	53.1	70.3	81.8	82.4	78.8	66.6	91.1	66.5	84.7	64.7	72.9
	[69.4,	[49.6,	[64.9,	[80.8,	[81.5,	[78.4,	[64.3,	[90.8,	[65.8,	[84.3,	[64.2,	[72.6,
	82.2]	56.6]	75.7]	82.7]	83.3]	79.2]	68.9]	91.4]	67.2]	85.1]	65.3]	73.1]
hopt0	58.0	46.0	72.9	82.3	90.6	85.4	70.9	85.9	69.7	87.3	74.1	93.7
	[50.2,	[42.5,	[67.3,	[81.4,	[89.8,	[85.1,	[68.5,	[85.5,	[69.0,	[86.9,	[73.7,	[93.5,
	65.9]	49.6]	78.4]	83.2]	91.5]	85.8]	73.4]	86.3]	70.3]	87.7]	74.6]	93.8]
hopt1	66.5	49.7	74.8	86.2	92.7	87.1	69.9	89.7	71.1	89.3	76.8	86.7
	[58.5,	[46.0,	[69.7,	[85.3,	[92.0,	[86.8,	[67.4,	[89.3,	[70.4,	[88.9,	[76.4,	[86.5,
	74.0]	53.4]	79.7]	87.0]	93.5]	87.4]	72.5]	90.0]	71.7]	89.6]	77.2]	86.9]
midnight	85.5	50.6	37.1	75.8	94.9	83.6	63.5	83.0	58.2	81.2	67.8	90.0
	[80.4,	[47.0,	[32.0,	[74.8,	[94.4,	[83.2,	[60.3,	[82.6,	[57.5,	[80.7,	[67.3,	[89.8,
	90.7]	54.1]	42.4]	76.8]	95.5]	84.1]	66.5]	83.4]	58.9]	81.6]	68.3]	90.2]
phikon	55.2	47.6	74.6	92.1	92.3	82.1	68.4	88.3	66.4	88.9	62.9	94.7
	[46.4,	[44.2,	[69.4,	[91.4,	[91.6,	[81.7,	[66.3,	[88.0,	[65.7,	[88.6,	[62.4,	[94.5,
	63.6]	51.1]	79.5]	92.7]	93.0]	82.4]	70.5]	88.7]	67.1]	89.3]	63.4]	94.8]
phikon2	61.2	46.6	64.0	90.8	89.2	82.7	64.5	83.6	62.2	87.8	68.0	92.2
	[52.7,	[43.2,	[58.3,	[90.1,	[88.5,	[82.3,	[62.3,	[83.2,	[61.5,	[87.5,	[67.5,	[92.0,
	69.1]	50.2]	69.5]	91.5]	89.9]	83.1]	66.7]	84.0]	63.0]	88.2]	68.4]	92.4]
uni	67.7	54.7	78.6	88.7	93.9	85.5	74.7	91.8	66.9	88.8	69.0	96.1
	[59.8,	[51.1,	[73.3,	[87.9,	[93.2,	[85.2,	[72.5,	[91.5,	[66.2,	[88.4,	[68.5,	[95.9,
	75.4]	58.4]	83.7]	89.5]	94.5]	85.9]	77.0]	92.1]	67.6]	89.2]	69.6]	96.2]
uni2h	87.4	58.4	69.5	89.9	95.9	87.8	72.5	92.9	69.3	88.0	74.9	95.9
	[82.3,	[55.3,	[63.7,	[89.1,	[95.3,	[87.5,	[70.0,	[92.7,	[68.7,	[87.7,	[74.5,	[95.8,
	92.3]	61.5]	75.1]	90.7]	96.4]	88.2]	74.9]	93.2]	70.0]	88.4]	75.4]	96.1]
virchow	52.7	43.8	52.3	89.2	90.1	85.2	64.9	88.2	63.9	84.4	57.6	96.8
	[44.7,	[40.3,	[46.0,	[88.5,	[89.3,	[84.8,	[62.3,	[87.9,	[63.1,	[84.1,	[57.1,	[96.7,
	60.2]	47.4]	58.7]	89.9]	90.9]	85.5]	67.7]	88.6]	64.6]	84.8]	58.2]	96.9]
virchow2	83.5	54.5	58.5	77.8	91.1	82.8	73.0	80.8	63.2	86.1	64.6	94.2
	[77.5,	[51.4,	[52.5,	[76.8,	[90.3,	[82.3,	[70.4,	[80.4,	[62.5,	[85.7,	[64.1,	[94.0,
	89.0]	57.8]	64.5]	78.9]	91.8]	83.2]	75.4]	81.2]	63.9]	86.4]	65.1]	94.3]
conch	83.6	56.7	62.8	87.1	92.6	84.1	66.8	84.4	66.6	82.6	58.7	95.9
	[77.5,	[53.4,	[57.7,	[86.3,	[91.9,	[83.7,	[64.2,	[84.0,	[65.8,	[82.2,	[58.2,	[95.8,
	89.3]	59.8]	68.1]	88.0]	93.3]	84.5]	69.5]	84.8]	67.3]	83.0]	59.3]	96.1]
titan	83.9	60.7	68.4	85.8	91.7	84.9	67.7	86.1	66.8	86.0	61.9	94.4
	[78.4,	[57.6,	[62.9,	[84.9,	[90.9,	[84.5,	[64.9,	[85.7,	[66.1,	[85.7,	[61.4,	[94.2,
	89.0]	63.8]	73.9]	86.6]	92.5]	85.3]	70.6]	86.4]	67.5]	86.4]	62.4]	94.5]
keep	86.0	57.7	64.7	92.7	91.7	87.2	65.2	87.5	64.6	87.5	65.1	95.7
	[79.8,	[54.9,	[59.1,	[92.1,	[90.9,	[86.8,	[62.2,	[87.1,	[63.9,	[87.1,	[64.6,	[95.6,
	91.5]	60.5]	70.4]	93.4]	92.5]	87.6]	68.2]	87.8]	65.4]	87.9]	65.6]	95.9]
musk	65.5	55.1	73.8	82.1	90.8	81.5	66.5	84.5	63.9	84.9	52.5	92.2
	[57.9,	[52.0,	[69.1,	[81.2,	[90.1,	[81.1,	[64.4,	[84.2,	[63.1,	[84.5,	[52.0,	[92.0,
	73.2]	58.2]	78.3]	83.1]	91.5]	81.9]	68.6]	84.9]	64.6]	85.3]	53.1]	92.4]
plip	54.5	49.6	55.6	78.4	85.6	66.8	70.6	82.5	59.5	79.5	41.3	86.8
	[47.0,	[46.4,	[50.2,	[77.4,	[84.7,	[66.3,	[68.5,	[82.1,	[58.7,	[79.1,	[40.8,	[86.6,
	62.2]	52.8]	61.2]	79.5]	86.4]	67.3]	72.9]	82.9]	60.2]	79.9]	41.9]	87.0]
quilt	53.9	51.1	68.5	81.2	89.9	67.7	69.6	82.9	60.6	81.9	40.4	90.3
	[46.1,	[48.0,	[62.8,	[80.3,	[89.1,	[67.3,	[67.2,	[82.5,	[59.9,	[81.5,	[39.9,	[90.1,
	61.3]	54.4]	74.3]	82.2]	90.6]	68.2]	71.9]	83.3]	61.3]	82.4]	41.0]	90.5]
dinob	61.5	42.8	65.9	73.2	81.0	67.7	75.5	71.1	58.3	75.8	33.3	83.3
	[53.4,	[39.5,	[59.9,	[72.0,	[80.0,	[67.1,	[73.0,	[70.6,	[57.5,	[75.4,	[32.7,	[83.0,
	69.3]	46.1]	71.6]	74.3]	81.9]	68.2]	78.0]	71.5]	59.0]	76.2]	33.8]	83.5]
dinol	58.5	43.6	62.0	68.1	77.4	67.5	76.0	67.3	59.6	67.5	33.6	87.9
	[49.9,	[40.2,	[56.2,	[66.9,	[76.4,	[67.0,	[73.4,	[66.9,	[58.9,	[67.1,	[33.0,	[87.6,
	66.2]	47.2]	67.5]	69.2]	78.4]	68.1]	78.6]	67.7]	60.3]	67.9]	34.1]	88.1]
vitb	55.3	45.3	60.9	59.6	77.5	64.3	72.4	73.1	56.4	77.2	28.8	79.7
	[47.4,	[41.9,	[55.3,	[58.4,	[76.5,	[63.7,	[69.9,	[72.7,	[55.6,	[76.8,	[28.3,	[79.4,
	63.1]	48.7]	66.7]	60.7]	78.4]	64.8]	74.9]	73.6]	57.1]	77.6]	29.3]	80.0]
vitl	49.8	48.8	42.8	67.7	80.8	64.7	71.0	70.1	58.1	76.3	31.3	75.3
	[41.5,	[45.7,	[37.0,	[66.5,	[79.8,	[64.1,	[68.3,	[69.6,	[57.4,	[75.9,	[30.8,	[75.0,
	57.7]	51.9]	48.5]	68.9]	81.8]	65.3]	73.6]	70.6]	58.8]	76.8]	31.9]	75.6]
clipb	46.2	41.8	51.6	63.9	72.5	52.5	69.8	72.4	56.3	73.8	30.3	67.8
	[38.9,	[38.6,	[45.7,	[62.7,	[71.6,	[51.9,	[67.7,	[71.9,	[55.6,	[73.4,	[29.8,	[67.5,
	54.0]	45.2]	57.5]	65.1]	73.5]	53.0]	71.9]	72.8]	57.0]	74.3]	30.8]	68.0]
clipl	52.4	46.0	53.3	64.1	78.5	65.6	69.9	77.3	56.8	74.6	33.7	90.2
	[44.6,	[42.7,	[47.7,	[63.0,	[77.5,	[65.1,	[67.8,	[76.9,	[56.1,	[74.2,	[33.2,	[90.1,
	60.3]	49.3]	59.5]	65.2]	79.5]	66.1]	72.1]	77.8]	57.5]	75.1]	34.3]	90.4]



Table S46: Quantitative performance (F1 score) on 16-shot classification.

Model	bach	bracs	break-h	ccrc	crc	esca	mhist	pcam	tcga-crc	tcga-tils	tcga-unif	wilds
hiboub	71.2	54.3	75.0	82.0	92.4	70.3	62.8	91.9	58.7	83.6	53.2	94.9
	[63.3, 78.7]	[50.3, 57.9]	[69.9, 79.3]	[81.0, 83.0]	[91.7, 93.1]	[69.9, 70.6]	[59.8, 66.0]	[91.6, 92.2]	[58.2, 59.3]	[83.2, 84.0]	[52.7, 53.6]	[94.8, 95.1]
	72.2	51.3	71.4	81.4	83.2	67.2	59.1	91.0	58.8	81.7	57.0	71.0
hiboul	[64.5, 79.2]	[47.4, 54.9]	[66.5, 75.7]	[80.4, 82.3]	[82.3, 84.0]	[66.9, 67.5]	[56.1, 62.2]	[90.7, 91.3]	[58.2, 59.4]	[81.3, 82.1]	[56.6, 57.5]	[70.7, 71.3]
	55.2	43.1	70.6	83.9	91.3	74.2	65.5	85.9	61.4	88.5	66.9	93.7
	[46.3, 63.4]	[39.1, 47.0]	[65.2, 75.5]	[83.0, 84.8]	[90.5, 92.0]	[74.0, 74.5]	[62.6, 68.6]	[85.5, 86.2]	[60.8, 62.0]	[88.1, 88.8]	[66.5, 67.4]	[93.5, 93.8]
hopt0	63.4	48.4	68.5	87.4	93.2	76.6	64.9	89.6	62.8	86.3	70.5	86.6
	[54.5, 71.4]	[44.4, 52.4]	[63.2, 73.3]	[86.6, 88.2]	[92.5, 93.9]	[76.3, 76.8]	[61.8, 67.9]	[89.3, 90.0]	[62.2, 63.4]	[86.0, 86.7]	[70.0, 70.9]	[86.3, 86.8]
	82.5	49.4	38.5	77.5	94.7	75.0	62.4	82.8	55.1	76.2	63.4	89.9
midnight	[75.5, 88.5]	[45.5, 53.0]	[33.1, 43.7]	[76.4, 78.7]	[94.1, 95.3]	[74.7, 75.4]	[59.3, 65.4]	[82.4, 83.2]	[54.5, 55.7]	[75.8, 76.6]	[62.9, 63.9]	[89.7, 90.1]
	54.5	44.6	71.5	91.6	92.5	66.5	60.2	88.3	58.4	87.7	55.4	94.7
	[45.9, 62.5]	[40.6, 48.3]	[66.2, 76.3]	[90.9, 92.3]	[91.8, 93.2]	[66.2, 66.9]	[57.0, 63.4]	[88.0, 88.7]	[57.9, 59.0]	[87.4, 88.1]	[55.0, 55.9]	[94.5, 94.8]
phikon	57.3	43.2	60.9	90.1	89.6	67.0	55.5	83.5	56.2	85.6	60.2	92.2
	[48.6, 65.2]	[39.4, 47.0]	[55.4, 66.2]	[89.4, 90.8]	[88.8, 90.4]	[66.7, 67.3]	[52.5, 58.7]	[83.1, 83.9]	[55.6, 56.8]	[85.2, 85.9]	[59.8, 60.7]	[92.0, 92.4]
	65.2	52.5	77.4	89.3	93.6	72.4	69.4	91.8	58.9	88.3	61.5	96.1
uni	[56.6, 72.7]	[48.5, 56.3]	[72.8, 81.7]	[88.6, 90.1]	[92.9, 94.3]	[72.1, 72.7]	[66.5, 72.4]	[91.5, 92.1]	[58.3, 59.4]	[87.9, 88.6]	[61.1, 62.0]	[95.9, 96.2]
	84.7	54.7	69.9	90.6	95.5	76.7	68.1	92.9	60.1	82.5	69.2	95.9
	[78.0, 90.6]	[51.0, 58.3]	[64.6, 74.6]	[89.9, 91.3]	[94.9, 96.1]	[76.4, 77.0]	[65.3, 70.9]	[92.7, 93.2]	[59.5, 60.6]	[82.1, 82.9]	[68.7, 69.6]	[95.8, 96.1]
uni2h	49.6	40.1	50.5	88.2	90.3	73.7	60.2	88.2	57.0	76.9	50.8	96.8
	[41.1, 57.1]	[36.1, 43.9]	[44.5, 55.9]	[87.4, 89.0]	[89.4, 91.1]	[73.4, 74.1]	[57.1, 63.2]	[87.8, 88.5]	[56.4, 57.5]	[76.5, 77.3]	[50.3, 51.2]	[96.7, 96.9]
	80.7	51.4	58.5	79.9	91.3	70.0	68.5	80.7	56.4	81.6	57.4	94.2
virchow2	[73.7, 86.8]	[48.0, 54.9]	[52.9, 63.7]	[78.9, 80.9]	[90.6, 92.1]	[69.6, 70.3]	[65.3, 71.3]	[80.3, 81.1]	[55.9, 57.0]	[81.2, 82.0]	[57.0, 57.9]	[94.0, 94.3]
	80.6	53.0	63.8	88.1	92.1	69.9	61.4	84.4	60.7	77.5	50.3	95.9
	[73.5, 87.1]	[49.0, 56.7]	[58.4, 68.8]	[87.3, 89.0]	[91.3, 92.8]	[69.6, 70.3]	[58.3, 64.4]	[84.0, 84.7]	[60.1, 61.3]	[77.1, 77.9]	[49.8, 50.7]	[95.8, 96.1]
conch	80.0	57.7	67.2	86.3	91.5	72.5	64.4	86.1	60.4	79.7	55.5	94.4
	[73.0, 86.5]	[53.8, 61.2]	[61.4, 72.3]	[85.5, 87.2]	[90.7, 92.2]	[72.2, 72.8]	[61.3, 67.4]	[85.7, 86.4]	[59.8, 61.0]	[79.3, 80.1]	[55.0, 55.9]	[94.2, 94.5]
	84.6	52.1	66.2	92.8	92.0	74.3	62.7	87.4	59.0	84.5	57.8	95.7
titan	[77.6, 90.4]	[48.3, 55.8]	[60.5, 71.4]	[92.2, 93.4]	[91.2, 92.7]	[74.0, 74.7]	[59.6, 65.8]	[87.1, 87.8]	[58.4, 59.6]	[84.1, 84.8]	[57.4, 58.3]	[95.6, 95.9]
	62.5	50.9	73.3	82.0	89.5	65.1	58.0	84.5	57.0	80.4	44.0	92.2
	[54.2, 70.3]	[47.0, 54.6]	[69.0, 77.4]	[81.0, 82.9]	[88.7, 90.3]	[64.7, 65.4]	[54.9, 61.2]	[84.1, 84.9]	[56.4, 57.5]	[80.0, 80.8]	[43.6, 44.5]	[92.0, 92.4]
musk	52.8	45.3	55.0	78.0	85.9	51.4	63.7	82.5	52.5	73.5	33.8	86.8
	[44.2, 60.8]	[41.5, 48.8]	[49.7, 60.2]	[76.9, 79.1]	[84.9, 86.8]	[51.2, 51.7]	[60.7, 66.8]	[82.1, 82.9]	[51.9, 53.0]	[73.1, 74.0]	[33.4, 34.2]	[86.6, 87.0]
	49.7	46.8	70.7	80.1	89.1	52.5	63.5	82.9	53.1	76.6	32.8	90.3
quilt	[41.2, 57.4]	[43.0, 50.6]	[65.4, 75.5]	[79.1, 81.1]	[88.3, 89.9]	[52.2, 52.8]	[60.5, 66.5]	[82.5, 83.3]	[52.5, 53.7]	[76.2, 77.0]	[32.4, 33.1]	[90.1, 90.5]
	56.6	38.5	63.8	74.6	80.2	51.1	71.8	70.7	51.2	64.7	26.0	83.3
	[48.3, 64.5]	[34.8, 41.9]	[58.3, 68.6]	[73.4, 75.8]	[79.2, 81.1]	[50.9, 51.4]	[68.9, 74.6]	[70.2, 71.2]	[50.7, 51.8]	[64.3, 65.1]	[25.7, 26.4]	[83.0, 83.5]
dinob	55.1	41.1	57.6	68.9	77.3	51.0	73.1	65.2	53.3	53.8	26.7	87.8
	[46.2, 62.8]	[37.4, 44.8]	[52.1, 62.6]	[67.6, 70.1]	[76.3, 78.3]	[50.7, 51.2]	[70.2, 75.9]	[64.6, 65.7]	[52.8, 53.8]	[53.4, 54.2]	[26.3, 27.0]	[87.6, 88.1]
	51.8	40.9	57.5	55.6	76.7	49.2	67.8	73.1	50.5	68.7	22.5	79.7
vitb	[43.3, 59.3]	[37.2, 44.4]	[52.3, 62.7]	[54.3, 56.8]	[75.6, 77.8]	[48.9, 49.5]	[65.0, 70.6]	[72.7, 73.6]	[50.0, 51.1]	[68.3, 69.1]	[22.2, 22.9]	[79.4, 80.0]
	44.3	43.7	35.8	68.1	80.0	52.0	67.3	69.9	50.4	67.3	24.3	75.1
	[36.0, 51.8]	[40.0, 47.3]	[30.5, 40.8]	[66.9, 69.3]	[79.0, 81.1]	[51.7, 52.3]	[64.3, 70.1]	[69.4, 70.4]	[49.9, 50.9]	[66.9, 67.7]	[23.9, 24.7]	[74.8, 75.4]
vitl	41.7	37.4	51.2	64.9	69.8	37.0	62.3	71.7	51.0	63.2	23.9	65.1
	[34.1, 48.9]	[33.8, 40.9]	[45.6, 56.3]	[63.6, 66.3]	[68.8, 70.8]	[36.8, 37.3]	[59.3, 65.3]	[71.2, 72.1]	[50.5, 51.6]	[62.8, 63.7]	[23.6, 24.3]	[64.8, 65.4]
	48.8	41.6	49.7	60.9	76.4	50.8	62.6	77.2	48.9	65.3	26.5	90.2
clipb	[40.6, 56.3]	[37.8, 45.2]	[44.1, 55.1]	[59.6, 62.1]	[75.4, 77.4]	[50.5, 51.0]	[59.5, 65.6]	[76.7, 77.7]	[48.4, 49.4]	[64.9, 65.8]	[26.1, 26.8]	[90.0, 90.4]
	56.3	45.2	55.1	62.1	77.4	51.0	65.6	77.7	49.4	65.8	26.8	90.4

Table S47: Quantitative performance (Dice Score) on semantic segmentation.

Model	ocelot	pannuke	segg-ep	segg-ly
hiboub	55.2	60.9	67.8	62.3
	[54.3, 56.0]	[60.3, 61.6]	[67.5, 68.0]	[62.0, 62.7]
	54.2	62.5	69.5	62.6
hiboul	[53.4, 55.0]	[61.9, 63.2]	[69.3, 69.8]	[62.3, 63.0]
	53.4	55.4	68.0	59.1
	[52.4, 54.3]	[54.8, 56.0]	[67.8, 68.3]	[58.7, 59.4]
hopt0	53.0	53.3	68.3	59.0
	[52.1, 53.9]	[52.7, 54.0]	[68.1, 68.6]	[58.6, 59.3]
	55.8	62.0	71.2	62.7
midnight	[54.9, 56.8]	[61.4, 62.6]	[71.0, 71.5]	[62.4, 63.1]
	55.0	60.7	69.2	61.9
	[54.2, 55.7]	[60.1, 61.4]	[68.9, 69.4]	[61.5, 62.2]
phikon	57.1	61.0	69.1	60.9
	[56.2, 58.1]	[60.4, 61.6]	[68.8, 69.3]	[60.6, 61.3]
	56.8	60.6	69.7	61.7
uni	[55.9, 57.7]	[60.0, 61.2]	[69.5, 70.0]	[61.3, 62.1]
	56.2	61.7	71.0	62.1
	[55.3, 57.1]	[61.0, 62.3]	[70.7, 71.2]	[61.8, 62.5]
uni2h	55.3	62.6	70.2	62.8
	[54.4, 56.1]	[62.0, 63.2]	[70.0, 70.5]	[62.5, 63.2]
	57.0	62.2	71.3	63.0
virchow	[56.1, 57.9]	[61.6, 62.8]	[71.1, 71.6]	[62.6, 63.4]
	56.0	63.7	67.4	63.5
	[55.1, 56.8]	[63.1, 64.4]	[67.2, 67.7]	[63.1, 63.9]
conch	55.7	63.2	68.8	63.4
	[54.7, 56.6]	[62.5, 63.8]	[68.6, 69.1]	[63.0, 63.8]
	53.6	60.2	69.9	61.4
keep	[52.7, 54.4]	[59.6, 60.9]	[69.6, 70.1]	[61.0, 61.8]
	52.7	59.7	64.7	61.8
	[51.8, 53.7]	[59.0, 60.3]	[64.4, 64.9]	[61.5, 62.2]
musk	50.5	46.5	62.2	56.7
	[49.5, 51.5]	[45.9, 47.1]	[62.0, 62.5]	[56.4, 57.0]
	50.4	46.4	62.8	57.5
plip	[49.5, 51.3]	[45.8, 47.1]	[62.6, 63.0]	[57.2, 57.8]
	51.9	46.6	63.1	57.1
	[50.9, 52.9]	[46.0, 47.2]	[62.8, 63.3]	[56.8, 57.4]
dinob	51.3	46.3	62.9	57.0
	[50.3, 52.3]	[45.6, 46.9]	[62.7, 63.2]	[56.7, 57.3]
	47.5	54.3	61.0	59.1
vitb	[46.6, 48.4]	[53.6, 54.9]	[60.8, 61.3]	[58.8, 59.5]
	51.5	55.7	64.3	60.2
	[50.6, 52.4]	[55.0, 56.4]	[64.1, 64.6]	[59.8, 60.5]
vitl	47.0	43.3	60.1	57.1
	[46.0, 47.9]	[42.6, 43.9]	[59.8, 60.3]	[56.9, 57.4]
	50.4	52.0	61.2	59.8
clipb	[49.4, 51.3]	[51.3, 52.6]	[61.0, 61.4]	[59.5, 60.2]

Table S48: Quantitative performance (Jaccard Index) on semantic segmentation.

Model	ocelot	pannuke	segg-ep	segg-ly
hiboub	50.2	52.5	60.5	58.0
	[49.4, 51.1]	[51.8, 53.1]	[60.2, 60.7]	[57.7, 58.4]
	48.9	53.9	62.0	58.7
hiboul	[48.1, 49.7]	[53.3, 54.5]	[61.8, 62.2]	[58.3, 59.0]
	48.2	46.8	60.8	55.5
	[47.3, 49.2]	[46.2, 47.4]	[60.5, 61.0]	[55.2, 55.8]
hopt0	48.0	45.5	60.8	55.4
	[47.1, 48.9]	[44.9, 46.1]	[60.6, 61.0]	[55.1, 55.7]
	51.0	53.3	63.8	58.5
midnight	[50.1, 51.9]	[52.7, 53.9]	[63.6, 64.0]	[58.2, 58.8]
	49.9	52.0	61.6	57.7
	[49.1, 50.7]	[51.4, 52.6]	[61.5, 62.0]	[57.4, 58.0]
phikon	52.3	52.3	61.6	57.3
	[51.4, 53.3]	[51.7, 52.9]	[61.4, 61.8]	[57.0, 57.6]
	52.0	51.9	62.2	57.7
uni	[51.1, 53.0]	[51.3, 52.6]	[62.0, 62.4]	[57.4, 58.0]
	51.2	53.0	63.5	57.8
	[50.3, 52.2]	[52.4, 53.7]	[63.3, 63.7]	[57.5, 58.1]
uni2h	50.2	54.0	62.6	58.6
	[49.4, 51.1]	[53.4, 54.6]	[62.4, 62.9]	[58.3, 58.9]
	52.1	53.5	63.8	58.9
virchow	[51.2, 53.0]	[52.9, 54.1]	[63.6, 64.0]	[58.5, 59.2]
	50.9	55.7	59.8	59.1
	[50.1, 51.8]	[55.1, 56.4]	[59.6, 60.0]	[58.8, 59.4]
conch	50.9	55.3	61.2	59.1
	[50.0, 51.9]	[54.6, 55.9]	[61.0, 61.4]	[58.8, 59.5]
	48.4	51.5	62.4	57.6
titan	[47.6, 49.3]	[50.9, 52.1]	[62.2, 62.7]	[57.3, 57.9]
	47.9	51.5	57.0	57.6
	[46.9, 48.9]	[50.8, 52.1]	[56.8, 57.2]	[57.4, 58.0]
musk	45.3	38.1	54.5	53.9
	[44.3, 46.3]	[37.6, 38.7]	[54.3, 54.8]	[53.6, 54.3]
	45.2	38.1	55.0	55.0
plip	[44.2, 46.2]	[37.5, 38.8]	[54.8, 55.2]	[54.7, 55.3]
	46.9	38.9	56.0	54.5
	[45.9, 47.9]	[38.3, 39.5]	[55.7, 56.2]	[54.2, 54.8]
dinob	46.2	38.9	55.5	54.3
	[45.2, 47.2]	[38.3, 39.5]	[55.3, 55.8]	[54.0, 54.6]
	42.1	46.1	53.5	55.9
vitb	[41.1, 43.0]	[45.5, 46.7]	[53.3, 53.7]	[55.6, 56.2]
	46.3	47.4	56.5	56.4
	[45.4, 47.3]	[46.8, 48.0]	[56.3, 56.8]	[56.1, 56.7]
vitl	41.7	36.1	52.6	54.9
	[40.7, 42.7]	[35.5, 36.8]	[52.4, 52.8]	[54.6, 55.2]
	44.9	44.0	53.6	56.5
clipb	[43.9, 45.8]	[43.4, 44.6]	[53.4, 53.8]	[56.2, 56.8]

Table S49: Quantitative performance (ECE) on linear probing.

Model	bach	bracs	break-h	ccrcc	crc	esca	mhist	pcam	tcga-crc	tcga-tils	tcga-unif	wilds
hiboub	16.1	3.6	3.8	3.7	2.8	1.5	4.5	1.8	0.6	0.6	3.9	1.0
	[9.6, 23.7]	[1.7, 7.6]	[2.7, 9.5]	[3.0, 4.5]	[2.4, 3.2]	[1.3, 1.6]	[2.7, 6.8]	[1.6, 2.1]	[0.4, 1.1]	[0.4, 0.7]	[3.6, 4.2]	[0.9, 1.1]
	8.4	18.0	6.2	11.9	4.2	3.0	4.9	2.8	3.2	0.7	2.1	0.1
hiboul	4.2	[14.3, 15.8]	[3.6, 10.9]	[11.2, 12.6]	[3.7, 4.6]	[2.9, 3.1]	[3.0, 7.1]	[2.5, 3.0]	[2.8, 3.6]	[0.5, 0.8]	[1.8, 2.4]	[0.0, 0.2]
	13.3	14.5	2.9	6.2	4.0	2.9	1.6	2.9	3.1	0.5	3.1	1.9
	[7.6, 21.2]	[11.0, 18.2]	[1.4, 7.4]	[5.6, 6.9]	[3.6, 4.5]	[2.8, 3.0]	[0.6, 3.7]	[2.7, 3.2]	[2.7, 3.6]	[0.3, 0.6]	[2.8, 3.3]	[1.9, 2.0]
hopt0	5.1	15.3	3.6	4.5	3.3	0.7	9.7	2.8	1.7	0.2	1.9	0.6
	[3.0, 13.4]	[11.8, 18.9]	[1.7, 7.5]	[3.8, 5.1]	[2.9, 3.8]	[0.7, 0.8]	[8.1, 12.1]	[2.6, 3.1]	[1.4, 2.2]	[0.1, 0.4]	[1.6, 2.1]	[0.5, 0.7]
	6.0	12.3	2.1	3.5	2.7	0.9	1.7	0.7	2.5	0.8	4.9	0.2
midnight	[2.6, 11.5]	[9.2, 16.1]	[1.5, 7.2]	[2.9, 4.2]	[2.3, 3.1]	[0.8, 1.0]	[0.8, 4.2]	[0.4, 0.9]	[2.1, 2.9]	[0.7, 1.0]	[4.7, 5.1]	[0.1, 0.3]
	16.8	12.8	17.9	5.7	5.2	2.3	6.4	2.9	1.2	0.9	4.1	1.0
	[10.2, 24.8]	[9.3, 16.3]	[14.0, 23.1]	[5.1, 6.5]	[4.7, 5.7]	[2.2, 2.4]	[4.7, 9.0]	[2.6, 3.1]	[0.9, 1.7]	[0.8, 1.1]	[3.8, 4.4]	[1.0, 1.1]
phikon	5.7	10.1	17.5	9.3	4.8	0.8	2.6	0.6	0.9	0.9	0.8	1.6
	[2.6, 14.2]	[7.0, 13.6]	[13.7, 22.8]	[8.5, 10.2]	[4.3, 5.3]	[0.7, 0.9]	[1.4, 5.1]	[0.4, 0.9]	[0.4, 1.3]	[0.7, 1.0]	[0.6, 1.0]	[1.5, 1.7]
	5.5	15.3	9.5	3.8	4.2	1.9	3.1	2.5	1.1	1.2	2.4	1.0
uni	[3.0, 13.3]	[11.6, 18.9]	[5.7, 14.0]	[3.2, 4.4]	[3.8, 4.7]	[1.8, 2.0]	[1.6, 5.4]	[2.3, 2.8]	[0.8, 1.5]	[1.0, 1.4]	[2.1, 2.6]	[0.9, 1.1]
	8.4	6.2	7.1	8.1	3.9	1.2	6.9	1.2	5.0	1.1	3.6	1.0
	[4.0, 14.1]	[4.1, 10.1]	[4.3, 10.7]	[7.4, 8.8]	[3.5, 4.4]	[1.1, 1.3]	[4.8, 9.3]	[1.0, 1.4]	[4.6, 5.4]	[1.0, 1.3]	[3.3, 3.8]	[1.0, 1.1]
uni2h	20.3	11.7	12.8	2.1	3.8	0.5	3.5	1.5	2.6	0.8	5.8	0.6
	[13.5, 28.0]	[8.2, 15.5]	[8.6, 17.1]	[1.6, 2.7]	[3.3, 4.3]	[0.4, 0.6]	[1.8, 5.8]	[1.3, 1.7]	[2.1, 3.0]	[0.6, 1.0]	[5.5, 6.1]	[0.5, 0.7]
	9.6	6.3	5.7	4.3	4.1	0.5	0.6	4.3	5.5	0.3	7.2	7.0
virchow	[7.2, 16.8]	[3.7, 10.0]	[2.8, 9.5]	[3.9, 4.9]	[3.7, 4.6]	[0.4, 0.6]	[0.5, 3.1]	[4.0, 4.5]	[5.1, 5.9]	[0.2, 0.5]	[7.0, 7.5]	[6.8, 7.1]
	7.6	15.8	7.0	2.2	3.2	3.2	3.2	0.6	4.4	1.1	2.2	0.6
	[3.2, 13.9]	[12.5, 19.8]	[3.4, 11.5]	[1.6, 3.0]	[2.7, 3.6]	[3.1, 3.3]	[1.6, 5.5]	[0.3, 0.9]	[4.0, 4.8]	[0.9, 1.3]	[1.9, 2.5]	[0.5, 0.7]
conch	13.2	11.6	11.0	3.3	3.0	2.8	0.7	0.3	6.9	0.3	5.2	0.4
	[8.1, 19.5]	[8.3, 15.2]	[7.4, 15.1]	[2.7, 4.1]	[2.5, 3.4]	[2.7, 2.9]	[0.5, 3.2]	[0.1, 0.6]	[6.4, 7.4]	[0.1, 0.4]	[4.9, 5.5]	[0.3, 0.5]
	25.7	6.9	6.6	3.8	2.5	1.3	0.8	1.5	2.4	0.2	4.4	0.7
titan	[21.1, 32.4]	[3.9, 10.8]	[3.3, 11.1]	[3.3, 4.4]	[2.1, 2.9]	[1.2, 1.4]	[0.5, 3.6]	[1.3, 1.8]	[2.0, 2.9]	[0.1, 0.4]	[4.2, 4.7]	[0.6, 0.8]
	13.6	10.3	1.7	3.1	4.1	3.3	7.0	4.0	2.4	0.3	2.7	1.7
	[8.6, 21.1]	[7.2, 14.1]	[1.0, 5.7]	[2.6, 3.9]	[3.6, 4.6]	[3.2, 3.4]	[5.2, 9.3]	[3.7, 4.3]	[2.0, 2.9]	[0.2, 0.5]	[2.4, 3.0]	[1.6, 1.9]
musk	7.8	11.6	7.3	5.9	6.1	4.6	1.7	1.3	2.7	0.1	6.3	3.5
	[3.6, 15.0]	[8.1, 15.6]	[3.8, 12.2]	[4.9, 6.9]	[5.5, 6.8]	[4.4, 4.8]	[0.7, 4.4]	[1.0, 1.7]	[2.3, 3.2]	[0.0, 0.3]	[6.0, 6.7]	[3.3, 3.7]
	15.2	11.7	7.3	20.5	3.0	7.3	1.8	1.4	6.0	0.3	7.9	1.2
quilt	[8.6, 22.9]	[8.4, 15.6]	[4.8, 12.5]	[19.3, 21.6]	[2.5, 3.5]	[7.1, 7.4]	[0.7, 4.3]	[1.1, 1.8]	[5.6, 6.5]	[0.1, 0.5]	[7.5, 8.2]	[1.1, 1.3]
	16.1	20.5	6.8	8.3	3.2	1.1	0.6	3.4	2.0	0.9	2.2	1.2
	[10.5, 24.3]	[16.6, 24.4]	[3.6, 10.2]	[7.4, 9.2]	[2.8, 3.8]	[1.0, 1.2]	[0.5, 3.1]	[3.1, 3.8]	[1.7, 2.5]	[0.8, 1.1]	[1.9, 2.5]	[1.0, 1.4]
dinob	3.7	10.2	5.6	5.1	5.2	6.9	5.5	2.6	2.6	1.2	10.0	4.5
	[2.3, 12.1]	[6.7, 14.0]	[2.6, 9.2]	[4.3, 5.9]	[4.7, 5.8]	[6.8, 7.1]	[3.7, 7.9]	[2.2, 2.9]	[2.2, 3.1]	[1.0, 1.4]	[9.7, 10.4]	[4.4, 4.7]
	1.8	8.7	8.1	1.9	3.5	7.5	2.2	3.8	2.6	0.8	5.1	0.7
vitb	[2.1, 12.2]	[5.8, 12.7]	[4.6, 12.4]	[1.2, 2.8]	[3.0, 4.0]	[7.3, 7.6]	[1.0, 4.8]	[3.5, 4.1]	[2.1, 3.1]	[0.6, 1.0]	[4.8, 5.5]	[0.6, 0.9]
	15.0	11.8	8.4	7.7	2.6	2.2	1.4	4.1	3.1	0.2	2.4	1.2
	[9.3, 23.6]	[8.3, 15.5]	[5.1, 12.7]	[6.7, 8.6]	[2.2, 3.0]	[2.0, 2.3]	[0.6, 3.9]	[3.8, 4.5]	[2.6, 3.6]	[0.1, 0.4]	[2.1, 2.7]	[1.1, 1.4]
vitl	12.3	8.2	6.2	3.3	5.2	7.9	1.0	2.9	8.4	0.2	2.5	7.5
	[5.8, 20.6]	[5.2, 11.9]	[2.9, 11.0]	[2.3, 4.3]	[4.6, 5.8]	[7.8, 8.1]	[0.5, 3.8]	[2.5, 3.3]	[7.9, 9.0]	[0.1, 0.4]	[2.2, 2.9]	[7.3, 7.7]
	3.7	7.9	5.5	7.9	5.2	5.0	1.0	0.4	5.7	0.1	6.8	1.1
clipb	[2.3, 12.5]	[4.5, 11.8]	[3.1, 10.9]	[6.9, 8.8]	[4.6, 5.8]	[4.8, 5.1]	[0.5, 3.5]	[0.2, 0.8]	[5.2, 6.2]	[0.0, 0.3]	[6.5, 7.2]	[1.0, 1.3]

Table S50: Quantitative performance (MCE) on linear probing.

Model	bach	bracs	break-h	ccrc	crc	esca	mhist	pcam	tcga-crc	tcga-tils	tcga-unif	wilds
	22.1	5.1	7.8	5.2	36.3	19.9	5.1	1.9	0.9	2.2	7.2	4.1
hiboub	[16.6,	[3.2,	[5.1,	[3.7,	[15.9,	[2.7,	[3.6,	[1.7,	[0.6,	[1.1,	[6.4,	[2.5,
	32.4]	14.3]	33.4]	16.5]	37.0]	19.9]	14.4]	4.0]	1.8]	3.9]	10.3]	6.5]
	11.7	22.9	35.0	20.6	19.8	18.5	8.9	4.8	4.8	1.2	6.0	0.7
hiboul	[8.5,	[17.4,	[8.2,	[19.3,	[13.1,	[6.4,	[4.7,	[2.9,	[4.0,	[0.6,	[3.7,	[0.3,
	62.4]	37.2]	35.4]	22.0]	32.8]	18.5]	20.5]	8.9]	5.5]	3.5]	13.2]	4.7]
	15.7	19.9	5.4	17.6	38.3	5.4	3.5	4.2	3.6	1.6	11.6	15.7
hopt0	[13.1,	[13.9,	[3.8,	[9.3,	[19.6,	[4.5,	[1.3,	[2.9,	[3.2,	[0.5,	[6.3,	[14.4,
	62.5]	28.0]	33.3]	51.2]	40.3]	6.3]	12.7]	8.1]	4.1]	4.2]	17.4]	17.0]
	12.1	17.8	43.5	50.0	15.8	19.4	23.5	11.4	2.4	2.5	4.9	9.3
hopt1	[6.4,	[14.4,	[10.3,	[21.8,	[6.3,	[9.0,	[11.7,	[8.9,	[1.7,	[1.3,	[3.9,	[7.7,
	62.2]	28.5]	64.5]	64.0]	37.4]	19.4]	34.7]	13.8]	3.2]	4.2]	16.0]	10.9]
	34.1	17.9	16.5	3.8	38.3	1.1	1.9	2.2	3.9	2.6	18.9	4.5
midnight	[11.7,	[13.4,	[4.1,	[3.2,	[5.3,	[1.0,	[1.4,	[1.1,	[2.6,	[1.4,	[14.4,	[1.4,
	47.0]	31.8]	44.0]	7.4]	38.3]	9.6]	11.6]	5.3]	5.4]	4.2]	19.1]	9.0]
	38.7	18.3	38.7	11.4	36.4	6.1	7.2	3.0	1.5	3.2	8.6	8.0
phikon	[17.2,	[14.2,	[19.1,	[9.9,	[30.4,	[3.5,	[5.6,	[2.8,	[1.1,	[1.0,	[7.6,	[6.5,
	39.0]	28.2]	38.7]	21.5]	42.4]	81.9]	14.6]	4.1]	2.3]	5.7]	19.0]	9.5]
	9.4	22.9	33.9	17.8	22.3	16.6	3.1	2.1	1.5	1.0	3.4	5.3
phikon2	[5.4,	[15.0,	[25.2,	[16.2,	[12.1,	[4.4,	[2.1,	[0.9,	[0.7,	[0.8,	[1.5,	[3.5,
	38.9]	31.7]	44.6]	19.4]	32.9]	33.1]	11.6]	3.7]	2.7]	3.1]	9.6]	7.1]
	10.4	18.9	16.3	23.6	20.8	12.1	3.7	3.1	1.7	4.1	5.2	5.2
uni	[6.0,	[14.8,	[10.8,	[6.9,	[9.5,	[10.5,	[2.4,	[2.4,	[1.2,	[2.8,	[4.3,	[3.2,
	34.7]	31.0]	62.1]	45.4]	34.3]	23.2]	15.1]	5.5]	2.2]	6.0]	11.0]	7.4]
	37.0	19.3	29.4	16.4	37.8	12.1	8.5	1.2	7.7	4.2	7.6	9.0
uni2h	[9.6,	[8.6,	[7.5,	[15.0,	[15.6,	[8.5,	[5.8,	[1.1,	[7.3,	[2.7,	[6.8,	[6.9,
	37.0]	32.5]	32.9]	18.6]	37.8]	15.7]	19.2]	5.4]	8.2]	5.7]	22.4]	11.0]
	64.5	14.0	44.1	9.7	35.3	81.4	6.2	2.5	4.0	2.1	11.1	1.6
virchow	[26.8,	[11.1,	[20.4,	[3.0,	[9.1,	[2.2,	[2.8,	[1.4,	[3.3,	[1.2,	[10.2,	[0.6,
	65.8]	21.1]	66.1]	33.3]	35.3]	81.4]	14.9]	6.0]	4.7]	4.8]	18.7]	4.4]
	15.0	10.4	37.8	37.5	35.4	19.2	2.5	8.8	6.5	2.5	17.9	18.9
virchow2	[13.2,	[5.8,	[8.3,	[9.9,	[11.8,	[8.4,	[1.1,	[7.0,	[6.0,	[1.4,	[15.9,	[17.3,
	64.0]	18.9]	38.1]	61.6]	54.3]	19.2]	11.6]	13.1]	7.2]	5.2]	18.3]	20.6]
	22.3	22.0	11.9	8.6	36.2	7.6	6.2	1.8	6.6	4.7	3.9	3.8
conch	[7.6,	[16.1,	[7.1,	[2.8,	[12.3,	[6.8,	[2.4,	[0.7,	[6.0,	[3.4,	[3.5,	[2.8,
	41.5]	31.5]	61.9]	34.8]	36.5]	8.7]	15.0]	3.7]	7.2]	6.3]	9.3]	6.4]
	36.7	17.7	32.7	8.2	19.5	8.5	0.7	1.0	7.9	1.2	9.8	1.1
titan	[14.6,	[11.6,	[12.2,	[5.4,	[10.5,	[7.5,	[0.9,	[0.3,	[7.4,	[0.4,	[8.8,	[0.4,
	38.3]	26.3]	35.6]	30.1]	38.4]	9.6]	10.0]	3.6]	8.5]	3.0]	12.2]	4.1]
	33.6	7.5	8.3	18.1	38.0	16.9	2.1	1.6	3.7	2.8	9.7	4.7
keep	[32.2,	[6.0,	[6.6,	[7.2,	[14.0,	[7.2,	[0.9,	[1.4,	[3.1,	[0.8,	[7.6,	[2.7,
	41.3]	18.6]	38.1]	38.5]	38.9]	16.9]	9.5]	3.8]	4.3]	5.2]	18.6]	6.9]
	35.7	12.3	8.1	7.1	11.5	7.0	8.0	6.9	3.8	1.4	5.3	7.8
musk	[13.3,	[9.8,	[4.5,	[3.6,	[7.7,	[6.3,	[6.3,	[5.4,	[3.2,	[0.5,	[4.5,	[5.9,
	39.2]	22.0]	61.2]	19.2]	60.9]	7.7]	16.5]	8.8]	4.5]	3.1]	8.7]	9.8]
	34.7	15.2	13.0	21.8	14.4	18.8	2.7	2.1	9.5	0.9	10.9	6.0
plip	[32.5,	[11.5,	[7.6,	[10.2,	[11.0,	[18.3,	[1.3,	[1.3,	[8.4,	[0.2,	[9.9,	[5.0,
	36.8]	24.4]	31.6]	34.7]	39.5]	19.2]	9.4]	4.0]	10.6]	2.9]	11.9]	7.0]
	21.2	16.0	11.0	29.6	24.0	81.3	2.2	2.8	7.2	2.2	12.6	3.2
quilt	[14.9,	[11.6,	[8.0,	[21.0,	[9.7,	[15.6,	[1.2,	[1.7,	[6.6,	[0.9,	[11.6,	[2.3,
	39.9]	23.7]	43.0]	64.3]	39.5]	81.3]	8.5]	4.1]	7.8]	4.3]	13.6]	4.2]
	35.6	26.0	64.6	13.1	20.7	19.4	3.9	3.9	7.0	1.5	3.8	1.7
dinob	[23.7,	[22.0,	[14.3,	[10.4,	[8.6,	[1.2,	[1.1,	[3.3,	[6.1,	[0.9,	[3.2,	[1.2,
	39.1]	32.6]	64.6]	30.3]	39.3]	19.5]	14.3]	5.2]	8.0]	3.4]	4.9]	3.4]
	4.1	17.9	61.2	11.9	39.2	19.7	8.4	2.6	6.4	2.2	16.2	7.8
dinol	[5.5,	[11.4,	[6.9,	[10.1,	[7.8,	[12.3,	[4.6,	[2.4,	[5.6,	[1.2,	[15.2,	[6.6,
	40.2]	25.6]	61.2]	22.9]	39.8]	19.7]	16.6]	4.0]	7.3]	4.4]	17.2]	9.0]
	3.5	15.8	35.5	3.2	11.0	12.0	5.3	5.4	5.9	3.4	7.5	1.0
vitb	[4.4,	[9.8,	[16.4,	[2.0,	[7.2,	[11.4,	[2.1,	[4.1,	[4.9,	[2.2,	[6.6,	[0.6,
	25.0]	24.7]	38.2]	16.3]	38.3]	12.5]	13.3]	6.6]	6.8]	4.7]	8.5]	2.0]
	39.0	18.2	15.9	14.8	16.8	19.1	3.6	6.4	4.2	0.8	4.2	1.6
vitl	[19.0,	[11.8,	[8.4,	[12.6,	[5.4,	[5.3,	[1.2,	[5.0,	[3.6,	[0.3,	[3.7,	[1.1,
	39.8]	26.1]	38.8]	35.5]	37.4]	19.9]	11.9]	7.7]	4.9]	3.0]	6.5]	2.7]
	17.1	11.9	6.8	12.2	15.0	47.8	2.7	4.1	31.0	0.7	3.9	12.5
clipb	[10.4,	[8.3,	[5.3,	[4.6,	[11.5,	[12.6,	[1.1,	[3.1,	[28.5,	[0.2,	[3.3,	[11.5,
	36.3]	19.9]	19.8]	24.6]	20.1]	80.7]	9.9]	5.2]	33.5]	2.3]	4.9]	13.4]
	10.9	9.8	13.2	16.9	27.1	9.9	3.5	1.0	9.8	0.5	11.2	2.8
clipl	[4.8,	[7.2,	[6.9,	[13.2,	[13.8,	[9.2,	[1.0,	[0.4,	[8.5,	[0.2,	[10.2,	[1.6,
	38.0]	17.8]	32.9]	32.0]	36.8]	10.6]	12.5]	2.8]	11.1]	2.4]	12.1]	3.9]

Table S51: Quantitative performance (ACE) on linear probing.

Model	bach	bracs	break-h	ccrcc	crc	esca	mhist	pcam	tcga-crc	tcga-tils	tcga-unif	wilds
hiboub	16.0	4.0	5.5	3.7	2.8	1.4	4.5	1.8	0.8	0.5	3.9	1.0
	[11.2, 24.5]	[2.6, 8.7]	[3.9, 11.1]	[2.9, 4.5]	[2.3, 3.2]	[1.3, 1.6]	[2.7, 6.9]	[1.6, 2.0]	[0.5, 1.2]	[0.3, 0.7]	[3.6, 4.2]	[0.9, 1.1]
	7.9	18.0	5.3	11.9	4.2	3.0	4.9	2.8	3.2	0.7	2.1	0.1
hiboul	4.3,	[14.3,	[3.1,	[11.2,	[3.7,	[2.9,	[3.0,	[2.5,	[2.8,	[0.5,	[1.8,	[0.1,
	15.6]	21.7]	10.1]	12.6]	4.6]	3.1]	7.1]	3.0]	3.6]	0.9]	2.4]	0.2]
	13.4	14.5	2.7	6.2	4.0	2.9	0.7	2.9	3.1	0.3	3.1	2.0
hopt0	7.5,	[10.8,	[2.5,	[5.6,	[3.5,	[2.7,	[0.9,	[2.7,	[2.7,	[0.2,	[2.8,	[1.9,
	21.1]	18.1]	8.3]	6.9]	4.5]	3.0]	3.6]	3.2]	3.6]	0.5]	3.3]	2.0]
	4.8	15.1	1.8	4.5	3.3	1.3	9.2	2.8	1.7	0.3	1.8	0.8
hopt1	3.9,	[11.5,	[1.5,	[3.8,	[2.9,	[1.2,	[6.9,	[2.6,	[1.3,	[0.2,	[1.6,	[0.7,
	14.5]	18.7]	7.3]	5.1]	3.8]	1.4]	11.3]	3.1]	2.2]	0.5]	2.1]	0.9]
	5.9	12.3	3.7	3.5	2.6	0.8	1.6	0.9	3.4	0.5	4.9	0.1
midnight	3.4,	[9.0,	[2.5,	[2.8,	[2.2,	[0.7,	[1.0,	[0.7,	[3.0,	[0.4,	[4.7,	[0.1,
	13.0]	16.0]	9.6]	4.2]	3.0]	0.9]	4.3]	1.1]	3.8]	0.7]	5.1]	0.2]
	13.9	12.8	18.1	5.7	5.2	2.2	6.4	2.8	1.3	0.9	4.1	1.4
phikon	9.2,	[9.3,	[13.9,	[5.0,	[4.7,	[2.1,	[4.5,	[2.5,	[0.9,	[0.8,	[3.8,	[1.3,
	23.5]	16.4]	23.0]	6.4]	5.7]	2.4]	8.9]	3.1]	1.8]	1.1]	4.4]	1.5]
	5.4	10.1	17.9	9.1	4.8	1.3	2.2	0.6	0.9	0.8	0.8	1.6
phikon2	3.9,	[7.0,	[13.9,	[8.3,	[4.3,	[1.2,	[1.4,	[0.3,	[0.5,	[0.7,	[0.6,	[1.5,
	16.1]	13.6]	23.0]	10.0]	5.3]	1.4]	4.9]	0.9]	1.4]	1.0]	1.0]	1.7]
	5.6	15.3	10.1	3.8	4.2	2.5	2.5	2.5	1.0	1.2	2.4	1.0
uni	4.5,	[11.6,	[6.0,	[3.2,	[3.8,	[2.4,	[1.6,	[2.3,	[0.8,	[1.0,	[2.1,	[0.9,
	14.2]	18.9]	14.3]	4.5]	4.7]	2.6]	5.1]	2.8]	1.5]	1.4]	2.6]	1.1]
	8.4	6.7	7.3	8.0	3.9	2.1	7.0	1.2	5.0	1.1	3.6	1.0
uni2h	4.8,	[4.0,	[4.1,	[7.3,	[3.5,	[2.0,	[4.8,	[1.0,	[4.6,	[1.0,	[3.3,	[1.0,
	14.8]	10.4]	10.8]	8.8]	4.4]	2.2]	9.3]	1.4]	5.4]	1.3]	3.8]	1.1]
	18.4	11.7	11.6	2.1	3.8	0.8	3.5	1.5	2.6	0.8	5.8	0.6
virchow	11.6,	[8.3,	[7.4,	[1.5,	[3.3,	[0.7,	[1.9,	[1.2,	[2.1,	[0.6,	[5.5,	[0.5,
	26.0]	15.5]	16.0]	2.7]	4.3]	0.9]	5.7]	1.7]	3.0]	1.0]	6.1]	0.7]
	11.8	6.3	6.0	4.3	4.1	1.2	1.2	4.3	5.5	0.5	7.2	7.0
virchow2	8.9,	[4.2,	[3.3,	[3.8,	[3.6,	[1.1,	[0.8,	[4.0,	[5.1,	[0.3,	[7.0,	[6.8,
	18.4]	10.4]	10.2]	4.9]	4.6]	1.3]	3.6]	4.5]	5.9]	0.7]	7.5]	7.1]
	5.9	15.7	5.8	2.1	3.2	3.2	2.7	0.5	4.4	1.1	2.2	0.7
conch	3.2,	[12.2,	[3.9,	[1.4,	[2.7,	[3.1,	[1.7,	[0.3,	[4.0,	[1.0,	[1.9,	[0.6,
	13.7]	19.5]	11.1]	2.8]	3.6]	3.3]	5.5]	0.8]	4.8]	1.3]	2.5]	0.8]
	12.2	11.6	11.1	3.3	3.0	2.8	2.5	0.3	6.9	0.3	5.2	0.4
titan	9.0,	[8.3,	[7.2,	[2.6,	[2.5,	[2.7,	[1.5,	[0.2,	[6.4,	[0.1,	[4.9,	[0.3,
	19.5]	15.1]	15.2]	4.0]	3.4]	2.9]	4.9]	0.6]	7.4]	0.4]	5.5]	0.5]
	26.2	6.5	6.6	3.8	2.4	1.8	1.5	1.5	2.4	0.2	4.4	0.7
keep	22.2,	[3.9,	[3.6,	[3.2,	[2.0,	[1.7,	[0.9,	[1.2,	[2.0,	[0.1,	[4.2,	[0.6,
	32.9]	10.3]	11.2]	4.4]	2.8]	1.9]	4.0]	1.7]	2.9]	0.3]	4.7]	0.8]
	14.0	10.3	2.6	3.2	4.1	3.3	6.3	4.0	2.6	0.3	2.7	1.7
musk	8.4,	[7.3,	[1.5,	[2.5,	[3.5,	[3.1,	[4.7,	[3.7,	[2.2,	[0.1,	[2.4,	[1.6,
	22.2]	14.0]	6.3]	4.0]	4.6]	3.4]	8.7]	4.3]	3.1]	0.5]	3.0]	1.8]
	7.9	11.6	8.4	5.9	6.1	4.6	1.2	1.1	3.0	0.1	6.3	3.5
plip	4.3,	[8.2,	[4.9,	[4.9,	[5.5,	[4.4,	[0.9,	[0.8,	[2.6,	[0.1,	[6.0,	[3.3,
	16.0]	15.6]	13.3]	6.9]	6.8]	4.8]	4.1]	1.4]	3.5]	0.3]	6.7]	3.7]
	16.3	11.7	7.5	20.4	3.0	7.3	2.0	1.4	6.0	0.1	7.9	1.2
quilt	9.9,	[8.4,	[5.2,	[19.3,	[2.5,	[7.1,	[1.3,	[1.1,	[5.6,	[0.1,	[7.5,	[1.1,
	23.4]	15.5]	13.4]	21.5]	3.5]	7.4]	5.1]	1.7]	6.5]	0.3]	8.2]	1.3]
	14.3	20.5	6.5	8.3	3.2	1.0	1.9	3.4	2.1	0.9	2.2	1.2
dinob	9.8,	[16.7,	[3.5,	[7.3,	[2.7,	[0.9,	[1.1,	[3.1,	[1.8,	[0.7,	[1.9,	[1.0,
	23.5]	24.5]	10.0]	9.2]	3.8]	1.2]	4.2]	3.8]	2.7]	1.1]	2.5]	1.4]
	2.7	10.2	5.4	5.1	5.2	6.9	5.3	2.3	2.6	1.1	10.0	4.5
dinol	3.0,	[6.7,	[2.6,	[4.3,	[4.6,	[6.8,	[3.5,	[2.0,	[2.2,	[0.9,	[9.7,	[4.4,
	14.3]	14.0]	9.0]	5.9]	5.8]	7.1]	7.6]	2.7]	3.1]	1.3]	10.4]	4.7]
	1.8	7.8	8.2	1.8	3.5	7.5	3.1	3.8	2.8	0.8	5.1	0.7
vitb	3.2,	[4.9,	[4.7,	[1.2,	[2.9,	[7.3,	[1.5,	[3.4,	[2.4,	[0.6,	[4.8,	[0.6,
	13.5]	11.7]	12.6]	2.7]	4.0]	7.6]	5.3]	4.1]	3.3]	1.0]	5.5]	0.9]
	15.0	11.8	8.4	7.5	2.6	2.2	1.9	4.1	3.1	0.2	2.4	1.2
vitl	9.4,	[8.2,	[5.0,	[6.6,	[2.1,	[2.0,	[1.2,	[3.8,	[2.6,	[0.1,	[2.1,	[1.0,
	23.6]	15.5]	12.7]	8.5]	3.0]	2.3]	4.5]	4.5]	3.6]	0.4]	2.7]	1.4]
	12.3	8.2	7.4	3.5	5.2	7.9	1.8	2.9	8.4	0.1	2.5	7.5
clipb	6.9,	[5.2,	[4.5,	[2.5,	[4.5,	[7.8,	[1.2,	[2.5,	[7.9,	[0.1,	[2.2,	[7.3,
	20.9]	12.0]	12.1]	4.5]	5.8]	8.1]	4.7]	3.3]	9.0]	0.4]	2.9]	7.7]
	4.1	7.9	7.1	7.6	5.2	5.0	1.2	0.3	5.7	0.2	6.8	1.1
clipl	3.4,	[5.0,	[3.9,	[6.6,	[4.6,	[4.8,	[0.8,	[0.3,	[5.2,	[0.1,	[6.5,	[0.9,
	14.4]	11.8]	12.5]	8.6]	5.8]	5.1]	4.1]	0.8]	6.2]	0.5]	7.2]	1.2]

Table S52: Quantitative performance (TACE) on linear probing.

Model	bach	bracs	break-h	ccrc	crc	esca	mhist	pcam	tcga-crc	tcga-tils	tcga-unif	wilds
hiboub	16.0	4.0	5.5	3.7	2.8	1.4	4.5	1.8	0.8	0.5	3.9	1.0
	[11.2, 24.5]	[2.6, 8.7]	[3.9, 11.1]	[2.9, 4.5]	[2.3, 3.2]	[1.3, 1.6]	[2.7, 6.9]	[1.6, 2.0]	[0.5, 1.2]	[0.3, 0.7]	[3.6, 4.2]	[0.9, 1.1]
	7.9	18.0	5.3	11.9	4.2	3.0	4.9	2.8	3.2	0.7	2.1	0.1
hiboul	4.3,	[14.3,	[3.1,	[11.2,	[3.7,	[2.9,	[3.0,	[2.5,	[2.8,	[0.5,	[1.8,	[0.1,
	15.6]	21.7]	10.1]	12.6]	4.6]	3.1]	7.1]	3.0]	3.6]	0.9]	2.4]	0.2]
	13.4	14.5	2.7	6.2	4.0	2.9	0.7	2.9	3.1	0.3	3.1	2.0
hopt0	7.5,	[10.8,	[2.5,	[5.6,	[3.5,	[2.7,	[0.9,	[2.7,	[2.7,	[0.2,	[2.8,	[1.9,
	21.1]	18.1]	8.3]	6.9]	4.5]	3.0]	3.6]	3.2]	3.6]	0.5]	3.3]	2.0]
	4.8	15.1	1.8	4.5	3.3	1.3	9.2	2.8	1.7	0.3	1.8	0.8
hopt1	3.9,	[11.5,	[1.5,	[3.8,	[2.9,	[1.2,	[6.9,	[2.6,	[1.3,	[0.2,	[1.6,	[0.7,
	14.5]	18.7]	7.3]	5.1]	3.8]	1.4]	11.3]	3.1]	2.2]	0.5]	2.1]	0.9]
	5.9	12.3	3.7	3.5	2.6	0.8	1.6	0.9	3.4	0.5	4.9	0.1
midnight	3.4,	[9.0,	[2.5,	[2.8,	[2.2,	[0.7,	[1.0,	[0.7,	[3.0,	[0.4,	[4.7,	[0.1,
	13.0]	16.0]	9.6]	4.2]	3.0]	0.9]	4.3]	1.1]	3.8]	0.7]	5.1]	0.2]
	13.9	12.8	18.1	5.7	5.2	2.2	6.4	2.8	1.3	0.9	4.1	1.4
phikon	9.2,	[9.3,	[13.9,	[5.0,	[4.7,	[2.1,	[4.5,	[2.5,	[0.9,	[0.8,	[3.8,	[1.3,
	23.5]	16.4]	23.0]	6.4]	5.7]	2.4]	8.9]	3.1]	1.8]	1.1]	4.4]	1.5]
	5.4	10.1	17.9	9.1	4.8	1.3	2.2	0.6	0.9	0.8	0.8	1.6
phikon2	3.9,	[7.0,	[13.9,	[8.3,	[4.3,	[1.2,	[1.4,	[0.3,	[0.5,	[0.7,	[0.6,	[1.5,
	16.1]	13.6]	23.0]	10.0]	5.3]	1.4]	4.9]	0.9]	1.4]	1.0]	1.0]	1.7]
	5.6	15.3	10.1	3.8	4.2	2.5	2.5	2.5	1.0	1.2	2.4	1.0
uni	4.5,	[11.6,	[6.0,	[3.2,	[3.8,	[2.4,	[1.6,	[2.3,	[0.8,	[1.0,	[2.1,	[0.9,
	14.2]	18.9]	14.3]	4.5]	4.7]	2.6]	5.1]	2.8]	1.5]	1.4]	2.6]	1.1]
	8.4	6.7	7.3	8.0	3.9	2.1	7.0	1.2	5.0	1.1	3.6	1.0
uni2h	4.8,	[4.0,	[4.1,	[7.3,	[3.5,	[2.0,	[4.8,	[1.0,	[4.6,	[1.0,	[3.3,	[1.0,
	14.8]	10.4]	10.8]	8.8]	4.4]	2.2]	9.3]	1.4]	5.4]	1.3]	3.8]	1.1]
	18.4	11.7	11.6	2.1	3.8	0.8	3.5	1.5	2.6	0.8	5.8	0.6
virchow	11.6,	[8.3,	[7.4,	[1.5,	[3.3,	[0.7,	[1.9,	[1.2,	[2.1,	[0.6,	[5.5,	[0.5,
	26.0]	15.5]	16.0]	2.7]	4.3]	0.9]	5.7]	1.7]	3.0]	1.0]	6.1]	0.7]
	11.8	6.3	6.0	4.3	4.1	1.2	1.2	4.3	5.5	0.5	7.2	7.0
virchow2	8.9,	[4.2,	[3.3,	[3.8,	[3.6,	[1.1,	[0.8,	[4.0,	[5.1,	[0.3,	[7.0,	[6.8,
	18.4]	10.4]	10.2]	4.9]	4.6]	1.3]	3.6]	4.5]	5.9]	0.7]	7.5]	7.1]
	5.9	15.7	5.8	2.1	3.2	3.2	2.7	0.5	4.4	1.1	2.2	0.7
conch	3.2,	[12.2,	[3.9,	[1.4,	[2.7,	[3.1,	[1.7,	[0.3,	[4.0,	[1.0,	[1.9,	[0.6,
	13.7]	19.5]	11.1]	2.8]	3.6]	3.3]	5.5]	0.8]	4.8]	1.3]	2.5]	0.8]
	12.2	11.6	11.1	3.3	3.0	2.8	2.5	0.3	6.9	0.3	5.2	0.4
titan	9.0,	[8.3,	[7.2,	[2.6,	[2.5,	[2.7,	[1.5,	[0.2,	[6.4,	[0.1,	[4.9,	[0.3,
	19.5]	15.1]	15.2]	4.0]	3.4]	2.9]	4.9]	0.6]	7.4]	0.4]	5.5]	0.5]
	26.2	6.5	6.6	3.8	2.4	1.8	1.5	1.5	2.4	0.2	4.4	0.7
keep	22.2,	[3.9,	[3.6,	[3.2,	[2.0,	[1.7,	[0.9,	[1.2,	[2.0,	[0.1,	[4.2,	[0.6,
	32.9]	10.3]	11.2]	4.4]	2.8]	1.9]	4.0]	1.7]	2.9]	0.3]	4.7]	0.8]
	14.0	10.3	2.6	3.2	4.1	3.3	6.3	4.0	2.6	0.3	2.7	1.7
musk	8.4,	[7.3,	[1.5,	[2.5,	[3.5,	[3.1,	[4.7,	[3.7,	[2.2,	[0.1,	[2.4,	[1.6,
	22.2]	14.0]	6.3]	4.0]	4.6]	3.4]	8.7]	4.3]	3.1]	0.5]	3.0]	1.8]
	7.9	11.6	8.4	5.9	6.1	4.6	1.2	1.1	3.0	0.1	6.3	3.5
plip	4.3,	[8.2,	[4.9,	[4.9,	[5.5,	[4.4,	[0.9,	[0.8,	[2.6,	[0.1,	[6.0,	[3.3,
	16.0]	15.6]	13.3]	6.9]	6.8]	4.8]	4.1]	1.4]	3.5]	0.3]	6.7]	3.7]
	16.3	11.7	7.5	20.4	3.0	7.3	2.0	1.4	6.0	0.1	7.9	1.2
quilt	9.9,	[8.4,	[5.2,	[19.3,	[2.5,	[7.1,	[1.3,	[1.1,	[5.6,	[0.1,	[7.5,	[1.1,
	23.4]	15.5]	13.4]	21.5]	3.5]	7.4]	5.1]	1.7]	6.5]	0.3]	8.2]	1.3]
	14.3	20.5	6.5	8.3	3.2	1.0	1.9	3.4	2.1	0.9	2.2	1.2
dinob	9.8,	[16.7,	[3.5,	[7.3,	[2.7,	[0.9,	[1.1,	[3.1,	[1.8,	[0.7,	[1.9,	[1.0,
	23.5]	24.5]	10.0]	9.2]	3.8]	1.2]	4.2]	3.8]	2.7]	1.1]	2.5]	1.4]
	2.7	10.2	5.4	5.1	5.2	6.9	5.3	2.3	2.6	1.1	10.0	4.5
dinol	3.0,	[6.7,	[2.6,	[4.3,	[4.6,	[6.8,	[3.5,	[2.0,	[2.2,	[0.9,	[9.7,	[4.4,
	14.3]	14.0]	9.0]	5.9]	5.8]	7.1]	7.6]	2.7]	3.1]	1.3]	10.4]	4.7]
	1.8	7.8	8.2	1.8	3.5	7.5	3.1	3.8	2.8	0.8	5.1	0.7
vitb	3.2,	[4.9,	[4.7,	[1.2,	[2.9,	[7.3,	[1.5,	[3.4,	[2.4,	[0.6,	[4.8,	[0.6,
	13.5]	11.7]	12.6]	2.7]	4.0]	7.6]	5.3]	4.1]	3.3]	1.0]	5.5]	0.9]
	15.0	11.8	8.4	7.5	2.6	2.2	1.9	4.1	3.1	0.2	2.4	1.2
vitl	9.4,	[8.2,	[5.0,	[6.6,	[2.1,	[2.0,	[1.2,	[3.8,	[2.6,	[0.1,	[2.1,	[1.0,
	23.6]	15.5]	12.7]	8.5]	3.0]	2.3]	4.5]	4.5]	3.6]	0.4]	2.7]	1.4]
	12.3	8.2	7.4	3.5	5.2	7.9	1.8	2.9	8.4	0.1	2.5	7.5
clipb	6.9,	[5.2,	[4.5,	[2.5,	[4.5,	[7.8,	[1.2,	[2.5,	[7.9,	[0.1,	[2.2,	[7.3,
	20.9]	12.0]	12.1]	4.5]	5.8]	8.1]	4.7]	3.3]	9.0]	0.4]	2.9]	7.7]
	4.1	7.9	7.1	7.6	5.2	5.0	1.2	0.3	5.7	0.2	6.8	1.1
clipl	3.4,	[5.0,	[3.9,	[6.6,	[4.6,	[4.8,	[0.8,	[0.3,	[5.2,	[0.1,	[6.5,	[0.9,
	14.4]	11.8]	12.5]	8.6]	5.8]	5.1]	4.1]	0.8]	6.2]	0.5]	7.2]	1.2]



Table S53: Quantitative performance (SCE) on linear probing.

Model	bach	bracs	break-h	ccrcc	crc	esca	mhist	pcam	tcga-crc	tcga-tils	tcga-unif	wilds
	12.9	2.4	3.2	2.4	11.5	5.1	2.6	0.6	0.3	0.8	4.3	1.5
hiboub	[8.0, 17.3]	[1.4, 6.1]	[2.3, 10.3]	[1.9, 5.6]	[4.7, 14.1]	[1.0, 5.5]	[1.2, 4.8]	[0.5, 1.5]	[0.2, 0.7]	[0.4, 1.3]	[4.1, 6.3]	[0.9, 2.3]
	6.7	14.6	10.4	8.7	8.3	6.3	4.1	2.3	1.8	0.5	3.6	0.2
hiboul	[3.5, 21.8]	[9.7, 19.2]	[2.9, 14.2]	[8.1, 10.7]	[5.1, 11.6]	[2.4, 6.7]	[2.0, 7.0]	[1.4, 3.3]	[1.5, 2.1]	[0.2, 1.0]	[2.4, 5.1]	[0.1, 1.2]
	8.7	9.8	3.1	8.4	15.2	2.0	1.4	2.2	1.7	0.6	6.4	5.2
hopt0	[6.0, 23.1]	[7.5, 14.5]	[1.7, 9.9]	[4.9, 15.1]	[5.6, 20.0]	[1.7, 2.8]	[0.4, 3.7]	[1.3, 3.1]	[1.4, 2.0]	[0.2, 1.2]	[4.3, 7.9]	[4.4, 6.1]
	4.7	9.0	10.9	14.1	6.3	8.9	7.0	3.6	0.9	0.7	2.8	2.8
hopt1	[3.0, 17.0]	[6.7, 14.7]	[3.8, 17.7]	[8.2, 17.3]	[2.4, 12.1]	[4.3, 9.6]	[4.8, 9.9]	[2.8, 4.6]	[0.7, 1.2]	[0.4, 1.3]	[1.8, 5.2]	[2.1, 3.5]
	8.9	10.3	4.2	2.1	11.9	0.6	0.9	1.0	1.7	0.8	11.7	1.3
midnight	[3.8, 13.5]	[6.7, 14.2]	[1.7, 11.1]	[1.3, 3.1]	[2.0, 16.4]	[0.5, 2.5]	[0.5, 3.5]	[0.4, 1.7]	[1.4, 2.0]	[0.5, 1.4]	[7.4, 12.6]	[0.4, 2.3]
	16.5	11.3	15.0	5.2	19.3	2.9	2.9	1.2	0.6	1.0	4.6	2.4
phikon	[6.8, 22.8]	[7.9, 14.6]	[5.7, 18.7]	[4.8, 9.4]	[10.9, 22.0]	[1.7, 17.8]	[2.0, 5.7]	[0.8, 1.9]	[0.5, 0.9]	[0.5, 1.6]	[4.1, 8.3]	[1.7, 3.1]
	5.1	10.0	14.2	6.5	5.4	5.5	1.3	0.5	0.6	0.5	1.6	1.4
phikon2	[2.4, 13.3]	[7.2, 13.0]	[10.0, 21.0]	[6.0, 7.7]	[4.1, 10.4]	[2.5, 8.8]	[0.8, 3.7]	[0.3, 1.2]	[0.3, 0.9]	[0.3, 1.0]	[0.8, 2.9]	[1.1, 2.2]
	3.6	12.9	8.8	7.7	5.9	7.5	1.9	1.1	0.5	1.6	2.9	1.4
uni	[2.7, 12.1]	[9.2, 16.5]	[5.2, 20.6]	[3.7, 12.2]	[3.4, 11.0]	[6.1, 10.8]	[0.9, 4.7]	[0.8, 2.2]	[0.4, 0.9]	[1.0, 2.2]	[2.2, 4.6]	[1.0, 2.3]
	13.3	6.9	11.5	7.4	15.0	5.5	4.6	0.5	2.8	1.1	5.4	2.5
uni2h	[3.4, 17.5]	[4.0, 10.8]	[3.1, 16.3]	[6.7, 9.8]	[5.0, 18.7]	[4.7, 6.2]	[2.4, 7.3]	[0.3, 1.6]	[2.5, 3.1]	[0.8, 1.7]	[4.3, 8.9]	[1.8, 3.5]
	25.4	8.0	18.1	3.3	13.1	17.9	2.3	1.0	1.3	1.0	7.7	0.5
virchow	[10.8, 31.4]	[5.5, 11.7]	[9.9, 24.9]	[1.4, 8.4]	[3.5, 16.6]	[1.0, 18.6]	[1.1, 5.0]	[0.5, 1.8]	[1.1, 1.6]	[0.5, 1.6]	[6.4, 10.2]	[0.3, 1.4]
	8.6	4.5	12.2	10.4	8.3	8.9	0.6	4.3	2.8	1.0	11.5	5.7
virchow2	[6.2, 19.8]	[2.8, 8.4]	[3.3, 16.7]	[3.4, 16.1]	[4.0, 14.4]	[4.3, 9.8]	[0.4, 3.3]	[3.2, 5.4]	[2.5, 3.1]	[0.4, 1.6]	[7.6, 12.2]	[5.1, 6.3]
	6.7	10.5	6.7	3.1	12.7	3.8	2.2	0.7	2.2	1.6	3.1	1.5
conch	[2.8, 11.9]	[8.8, 16.7]	[3.4, 17.4]	[1.4, 8.8]	[4.3, 15.1]	[3.1, 4.8]	[0.9, 4.5]	[0.3, 1.2]	[1.9, 2.5]	[1.1, 2.2]	[2.3, 4.3]	[0.9, 2.2]
	15.0	8.5	14.5	3.0	9.4	3.1	0.4	0.4	3.4	0.3	6.1	0.3
titan	[6.5, 18.1]	[5.8, 12.7]	[5.2, 19.1]	[2.4, 8.8]	[4.6, 14.9]	[2.8, 4.7]	[0.3, 2.8]	[0.1, 1.0]	[3.1, 3.8]	[0.1, 1.0]	[5.1, 7.7]	[0.2, 1.1]
	14.2	4.9	5.2	7.0	11.2	7.0	0.7	0.5	1.3	0.8	6.9	1.3
keep	[12.3, 18.1]	[3.0, 8.9]	[3.1, 13.1]	[3.4, 11.4]	[4.2, 15.1]	[3.1, 7.8]	[0.3, 2.7]	[0.4, 1.3]	[1.1, 1.6]	[0.3, 1.3]	[5.1, 8.9]	[0.8, 2.2]
	14.3	7.3	2.5	2.9	5.8	3.1	3.2	3.2	1.3	0.4	3.5	2.0
musk	[4.4, 20.0]	[4.6, 11.3]	[1.9, 15.3]	[1.4, 5.5]	[3.0, 17.3]	[2.8, 3.5]	[1.9, 6.0]	[2.5, 3.8]	[1.0, 1.6]	[0.2, 1.0]	[2.7, 4.5]	[1.6, 2.8]
	11.4	9.0	6.9	8.1	6.1	7.3	0.9	1.0	2.2	0.2	6.9	2.3
plip	[8.4, 16.3]	[5.9, 12.3]	[3.3, 11.8]	[4.9, 11.0]	[5.3, 14.9]	[7.0, 7.7]	[0.5, 3.1]	[0.6, 1.5]	[2.0, 2.6]	[0.1, 0.7]	[6.2, 7.6]	[1.9, 2.7]
	12.5	8.1	4.3	15.8	8.9	24.1	1.1	1.1	2.7	0.7	8.2	1.1
quilt	[7.1, 20.9]	[6.0, 11.8]	[3.4, 14.2]	[10.1, 23.1]	[4.3, 13.4]	[7.6, 24.4]	[0.5, 2.8]	[0.7, 1.6]	[2.4, 3.0]	[0.3, 1.1]	[7.4, 9.0]	[0.8, 1.5]
	14.6	14.1	21.4	7.2	7.3	4.6	0.9	1.8	1.6	0.7	2.5	0.9
dinob	[8.5, 20.4]	[10.7, 18.1]	[5.1, 25.4]	[5.2, 11.5]	[3.5, 12.2]	[0.6, 5.0]	[0.4, 3.6]	[1.4, 2.3]	[1.4, 1.9]	[0.4, 1.2]	[1.9, 3.0]	[0.6, 1.3]
	2.8	7.8	17.7	7.2	12.2	9.4	3.1	1.3	1.7	1.0	10.3	2.9
dinol	[2.5, 13.7]	[5.1, 10.7]	[2.8, 22.1]	[5.0, 9.9]	[3.4, 14.5]	[5.1, 10.0]	[1.8, 5.9]	[0.9, 1.9]	[1.4, 2.0]	[0.6, 1.5]	[9.2, 11.2]	[2.5, 3.4]
	1.5	6.5	12.4	1.8	3.5	6.4	2.0	1.9	1.9	0.9	4.9	0.4
vitb	[1.9, 10.2]	[4.4, 10.0]	[5.8, 16.1]	[1.0, 4.7]	[3.0, 11.9]	[6.0, 6.7]	[0.8, 4.2]	[1.7, 2.2]	[1.6, 2.2]	[0.6, 1.4]	[4.3, 5.6]	[0.2, 0.8]
	16.0	8.7	7.8	8.3	6.0	6.7	1.3	2.3	1.8	0.3	2.9	0.6
vitl	[7.1, 21.2]	[6.0, 11.9]	[4.0, 15.0]	[5.3, 12.6]	[2.6, 11.9]	[2.9, 7.1]	[0.4, 3.4]	[1.9, 2.8]	[1.4, 2.2]	[0.1, 0.8]	[2.3, 3.5]	[0.4, 1.0]
	10.0	6.4	4.8	4.7	6.2	16.3	0.7	1.7	9.0	0.2	2.7	4.3
clipb	[4.9, 16.8]	[4.1, 9.4]	[2.5, 8.9]	[2.3, 7.3]	[5.2, 10.1]	[6.8, 23.1]	[0.4, 3.0]	[1.3, 2.2]	[8.5, 9.6]	[0.1, 0.7]	[2.2, 3.1]	[4.0, 4.7]
	3.9	6.0	5.4	8.9	10.9	4.7	0.9	0.3	3.8	0.2	6.8	0.8
clipl	[2.1, 11.9]	[3.5, 9.3]	[2.8, 11.1]	[6.0, 12.0]	[6.9, 13.9]	[4.2, 5.2]	[0.4, 3.3]	[0.1, 0.8]	[3.5, 4.2]	[0.1, 0.6]	[6.1, 7.5]	[0.6, 1.3]

Table S54: Quantitative performance (Drop in Balanced accuracy) on adversarial attack ( $\epsilon = 0.25 \cdot 10^{-3}$ ).

Model	bach	bracs	break-h	ccrc	crc	esca	mhist	pcam	tcga-crc	tcga-tils	tcga-unif	wilds
hiboub	8.1 [3.7, 12.9]	7.4 [5.3, 9.7]	7.7 [4.5, 10.9]	4.9 [4.4, 5.5]	4.2 [3.7, 4.7]	4.9 [3.6, 6.4]	12.8 [10.5, 15.0]	4.0 [0.0, 10.0]	10.5 [9.6, 11.3]	6.5 [5.8, 7.2]	12.7 [11.6, 13.8]	2.0 [1.7, 2.3]
hiboul	3.8 [0.8, 8.0]	11.8 [9.3, 14.6]	4.0 [1.7, 6.8]	3.0 [2.6, 3.4]	4.1 [3.7, 4.5]	3.6 [2.6, 4.7]	11.3 [9.2, 13.4]	6.0 [0.0, 13.0]	5.5 [4.9, 6.2]	4.0 [3.4, 4.6]	8.3 [7.4, 9.2]	1.0 [0.8, 1.2]
hopt0	4.3 [1.2, 8.2]	7.2 [5.1, 9.4]	5.3 [2.9, 8.1]	3.4 [2.9, 3.9]	2.2 [1.8, 2.6]	3.8 [2.7, 5.2]	8.5 [6.9, 10.3]	10.0 [2.4, 18.2]	6.3 [5.7, 7.0]	5.4 [4.7, 6.1]	7.0 [6.3, 7.8]	1.0 [0.8, 1.1]
hopt1	9.0 [4.3, 14.1]	12.5 [9.8, 15.3]	12.2 [8.2, 16.4]	2.9 [2.5, 3.3]	3.2 [2.7, 3.8]	3.1 [2.1, 4.3]	27.0 [24.0, 29.9]	18.3 [6.2, 32.8]	9.3 [8.5, 10.1]	6.3 [5.6, 6.9]	10.0 [9.1, 11.0]	3.6 [3.3, 4.0]
midnight	4.6 [0.9, 9.0]	12.8 [10.1, 15.6]	9.4 [6.0, 13.2]	2.8 [3.0, 3.9]	3.6 [2.4, 3.3]	15.0 [2.4, 4.9]	4.2 [17.4, 14.3]	4.5 [0.0, 14.3]	2.3 [3.9, 5.1]	5.5 [1.9, 2.7]	0.8 [4.8, 6.2]	0.8 [0.6, 1.0]
phikon	7.8 [3.5, 13.1]	4.2 [2.7, 5.9]	7.2 [3.8, 10.9]	2.9 [2.5, 3.4]	1.6 [1.3, 2.0]	3.1 [2.0, 4.3]	10.9 [8.9, 13.1]	4.0 [0.0, 10.0]	7.3 [6.6, 8.0]	4.0 [3.5, 4.6]	6.2 [5.5, 7.1]	0.8 [0.6, 1.0]
phikon2	7.0 [2.8, 12.1]	6.9 [4.9, 9.0]	7.4 [4.0, 11.2]	3.7 [3.2, 4.1]	4.2 [2.6, 3.5]	3.0 [3.1, 5.4]	17.3 [14.8, 19.8]	2.0 [0.0, 6.5]	7.3 [6.6, 8.0]	4.0 [3.4, 4.5]	7.3 [6.6, 8.1]	4.4 [4.0, 4.8]
uni	5.2 [1.7, 9.1]	3.9 [2.3, 5.6]	8.0 [4.6, 11.9]	3.1 [2.7, 3.6]	2.1 [1.7, 2.5]	3.0 [1.9, 4.3]	10.5 [8.5, 12.6]	4.0 [0.0, 10.0]	7.0 [6.3, 7.7]	5.8 [5.1, 6.5]	2.1 [6.8, 8.5]	2.1 [1.8, 2.4]
uni2h	1.6 [0.0, 3.5]	6.2 [4.3, 8.3]	5.4 [2.6, 8.8]	2.6 [2.2, 3.0]	2.7 [2.3, 3.1]	2.3 [1.4, 3.4]	13.2 [10.9, 15.5]	2.0 [0.0, 6.8]	5.1 [4.5, 5.7]	4.7 [4.1, 5.4]	5.5 [4.8, 6.3]	0.7 [0.5, 0.8]
virchow	5.9 [2.1, 10.3]	7.2 [5.0, 9.4]	7.0 [4.0, 10.4]	2.9 [2.5, 3.4]	2.3 [1.9, 2.7]	2.3 [1.8, 4.0]	12.7 [10.5, 15.0]	2.0 [0.0, 6.8]	7.1 [6.4, 7.8]	3.6 [3.1, 4.2]	8.0 [7.3, 8.8]	1.7 [1.5, 2.0]
virchow2	4.9 [1.3, 9.2]	6.2 [4.3, 8.2]	1.4 [0.1, 3.4]	1.7 [1.4, 2.0]	1.8 [1.4, 2.3]	3.1 [1.9, 4.5]	5.3 [3.9, 6.8]	2.0 [0.0, 6.8]	4.0 [3.5, 4.6]	4.5 [3.9, 5.1]	6.5 [5.8, 7.2]	5.5 [5.0, 5.9]
conch	8.1 [3.7, 13.3]	9.2 [7.0, 11.6]	6.7 [3.8, 9.8]	6.0 [5.4, 6.6]	5.2 [4.6, 5.8]	16.0 [4.5, 7.6]	14.2 [13.6, 18.5]	8.7 [4.2, 26.4]	5.9 [7.9, 9.4]	13.2 [5.2, 6.5]	2.4 [12.2, 14.2]	2.4 [2.1, 2.7]
titan	5.2 [1.7, 9.1]	13.4 [10.7, 16.2]	10.0 [6.5, 13.6]	9.5 [8.7, 10.2]	6.8 [6.2, 7.5]	10.2 [8.2, 12.4]	27.7 [24.8, 30.7]	10.2 [1.9, 21.8]	16.2 [15.2, 17.1]	10.9 [10.0, 11.8]	6.2 [21.1, 23.6]	6.2 [5.7, 6.7]
keep	3.4 [1.1, 6.3]	6.9 [4.9, 9.0]	3.9 [1.8, 6.3]	1.6 [2.6, 3.5]	2.0 [1.2, 1.9]	13.1 [1.2, 3.1]	4.2 [10.9, 15.5]	7.3 [0.0, 14.3]	5.7 [6.6, 8.0]	7.7 [5.1, 6.4]	1.8 [8.8, 10.6]	1.8 [1.6, 2.1]
musk	4.9 [1.4, 9.1]	11.8 [9.2, 14.4]	14.1 [9.7, 18.6]	8.3 [7.5, 9.0]	13.4 [12.6, 14.2]	7.7 [6.2, 9.4]	24.8 [22.0, 27.7]	20.5 [6.9, 35.6]	14.9 [14.0, 15.9]	13.0 [12.0, 13.9]	6.2 [26.0, 28.6]	6.2 [5.7, 6.7]
plip	9.4 [4.5, 14.9]	14.1 [11.3, 17.0]	6.8 [3.9, 10.2]	8.9 [8.2, 9.7]	12.6 [11.8, 13.4]	10.8 [9.1, 12.5]	26.9 [24.0, 29.8]	22.5 [8.7, 38.8]	21.4 [20.3, 22.6]	11.7 [10.7, 12.6]	13.7 [21.7, 24.1]	13.7 [13.0, 14.3]
quilt	6.2 [2.3, 10.8]	13.4 [10.6, 16.2]	10.5 [6.9, 14.3]	7.1 [6.4, 7.8]	10.6 [9.9, 11.4]	11.5 [9.8, 13.3]	25.0 [22.1, 28.0]	20.2 [9.1, 32.9]	12.0 [11.1, 13.0]	12.0 [11.1, 12.8]	7.9 [23.5, 25.8]	7.9 [7.4, 8.5]
dinob	11.8 [6.2, 18.0]	15.1 [12.3, 18.2]	8.8 [5.2, 12.6]	13.1 [12.2, 14.0]	9.7 [8.9, 10.4]	12.3 [5.1, 8.1]	10.3 [10.0, 14.6]	15.1 [0.0, 23.6]	11.2 [14.1, 16.1]	15.7 [10.3, 12.1]	11.4 [14.6, 16.8]	11.4 [10.8, 12.1]
dinol	14.5 [8.8, 21.0]	9.5 [7.2, 11.8]	6.7 [3.6, 10.2]	9.2 [8.4, 10.0]	10.8 [10.1, 11.6]	5.7 [4.6, 6.9]	16.6 [14.2, 19.1]	10.2 [1.8, 21.6]	15.0 [14.0, 16.0]	9.6 [8.7, 10.4]	8.5 [14.7, 16.9]	8.5 [8.0, 9.1]
vitb	6.5 [2.5, 11.5]	8.8 [6.6, 11.2]	6.4 [3.7, 9.4]	5.3 [4.7, 5.9]	5.8 [5.2, 6.4]	6.8 [5.6, 8.2]	10.7 [8.6, 12.9]	4.0 [0.0, 10.4]	8.7 [7.9, 9.4]	5.2 [4.5, 5.9]	4.5 [9.3, 11.0]	4.5 [4.1, 4.8]
vitl	6.9 [3.2, 11.2]	5.6 [3.8, 7.6]	12.4 [8.3, 16.8]	5.3 [4.7, 5.9]	4.8 [5.0, 6.2]	4.8 [3.7, 6.0]	12.3 [10.1, 14.7]	2.0 [0.0, 6.5]	6.3 [5.6, 6.9]	4.6 [4.0, 5.3]	4.4 [8.6, 10.3]	4.4 [4.0, 4.8]
clipb	18.3 [11.8, 25.8]	20.6 [17.3, 23.8]	7.7 [4.7, 11.0]	18.0 [17.0, 19.1]	16.4 [15.5, 17.4]	24.8 [22.9, 26.8]	32.6 [29.6, 35.5]	24.3 [11.4, 40.1]	31.8 [30.6, 33.0]	28.0 [26.8, 29.1]	22.3 [27.3, 29.7]	22.3 [21.5, 23.1]
clipl	28.1 [20.4, 36.0]	24.8 [21.3, 28.4]	21.7 [16.7, 26.8]	17.6 [16.7, 18.5]	23.0 [22.0, 23.9]	22.1 [20.1, 24.2]	29.2 [26.2, 32.1]	30.5 [15.8, 46.8]	31.4 [30.1, 32.6]	23.3 [22.2, 24.4]	17.2 [30.9, 33.7]	17.2 [16.4, 17.9]

Table S55: Quantitative performance (Drop in F1 score) on adversarial attack ( $\epsilon = 0.25 \cdot 10^{-3}$ ).

Model	bach	bracs	break-h	cerc	crc	esca	mhst	pcam	tcga-crc	tcga-tils	tcga-unif	wilds
	8.6	7.4	9.2	5.4	4.5	5.9	13.2	5.9	10.2	7.3	13.2	2.0
hiboub	[4.2, 13.6]	[5.3, 9.8]	[5.4, 13.0]	[4.8, 6.0]	[4.0, 5.0]	[4.5, 7.4]	[10.9, 15.5]	[0.0, 15.1]	[9.5, 10.8]	[6.6, 8.0]	[12.1, 14.3]	[1.7, 2.3]
	3.2	11.4	4.0	3.5	4.8	4.1	11.1	8.7	5.7	4.2	8.4	1.0
hiboul	[0.5, 6.8]	[8.9, 14.2]	[1.8, 6.8]	[3.0, 3.9]	[4.4, 5.3]	[3.3, 5.1]	[9.1, 13.2]	[0.0, 19.8]	[5.2, 6.2]	[3.7, 4.8]	[7.5, 9.3]	[0.8, 1.2]
	4.8	6.9	5.7	3.4	2.1	4.6	8.8	14.2	6.4	5.4	7.2	1.0
hopt0	[1.4, 9.1]	[5.0, 9.1]	[3.1, 8.6]	[3.0, 3.9]	[1.8, 2.5]	[3.6, 6.0]	[7.1, 10.6]	[3.2, 27.4]	[5.9, 6.9]	[4.8, 6.0]	[6.5, 8.0]	[0.8, 1.2]
	10.0	12.2	13.1	3.3	3.0	4.5	27.5	20.4	9.0	6.5	10.1	3.6
hopt1	[4.9, 15.6]	[9.6, 17.5]	[9.0, 17.5]	[2.8, 3.7]	[2.5, 3.5]	[3.5, 5.6]	[24.5, 30.5]	[8.3, 36.1]	[8.4, 9.7]	[5.9, 7.2]	[9.2, 11.0]	[3.2, 4.0]
	3.8	12.6	10.2	3.8	3.0	4.7	15.2	3.2	4.4	2.6	5.5	0.8
midnight	[0.8, 7.5]	[10.0, 15.3]	[6.2, 14.6]	[3.3, 4.3]	[2.6, 3.5]	[3.5, 6.0]	[12.9, 17.6]	[0.0, 11.5]	[3.9, 4.9]	[2.2, 3.0]	[4.9, 6.2]	[0.6, 1.0]
	7.5	4.1	7.0	2.9	1.8	3.2	10.9	5.5	6.8	4.3	6.6	0.8
phikon	[3.5, 12.4]	[2.6, 5.7]	[3.8, 10.5]	[2.5, 3.3]	[1.5, 2.2]	[2.4, 4.2]	[8.9, 12.9]	[0.0, 14.3]	[6.2, 7.3]	[3.8, 4.9]	[5.9, 7.4]	[0.6, 1.0]
	6.8	7.1	6.5	4.8	3.2	4.6	17.2	2.7	7.2	4.3	7.6	4.4
phikon2	[2.8, 11.3]	[5.1, 9.2]	[3.6, 9.9]	[4.2, 5.4]	[2.8, 3.7]	[3.8, 5.5]	[14.8, 19.7]	[0.0, 8.9]	[6.6, 7.7]	[3.8, 4.8]	[6.9, 8.3]	[4.0, 4.8]
	5.6	3.8	7.3	3.4	2.3	3.8	10.2	5.9	6.9	6.3	7.6	2.1
uni	[1.9, 9.9]	[2.3, 5.5]	[4.3, 11.0]	[3.0, 3.9]	[1.9, 2.7]	[2.9, 4.9]	[8.3, 12.3]	[0.0, 15.1]	[6.4, 7.5]	[5.7, 6.9]	[6.8, 8.5]	[1.8, 2.4]
	2.1	6.4	5.3	3.1	3.0	3.1	13.5	3.0	5.3	5.0	5.6	0.7
uni2h	[0.0, 4.8]	[4.5, 8.6]	[2.7, 8.5]	[2.6, 3.5]	[2.6, 3.5]	[2.3, 4.1]	[11.2, 15.9]	[0.0, 10.8]	[4.8, 5.8]	[4.5, 5.6]	[4.9, 6.3]	[0.5, 0.8]
	5.7	6.9	6.8	3.2	2.2	3.4	12.4	2.8	6.8	3.8	8.4	1.7
virchow	[2.2, 9.8]	[4.8, 9.0]	[3.8, 10.1]	[2.7, 3.6]	[1.9, 2.6]	[2.5, 4.2]	[10.3, 14.6]	[0.0, 9.9]	[6.3, 7.4]	[3.3, 4.3]	[7.7, 9.2]	[1.5, 2.0]
	4.5	6.0	1.5	1.7	1.7	3.2	5.3	2.8	4.4	4.6	6.7	5.7
virchow2	[1.4, 8.5]	[4.2, 8.1]	[0.2, 3.4]	[1.4, 2.0]	[1.4, 2.1]	[2.2, 4.4]	[3.9, 6.8]	[0.0, 9.7]	[4.0, 4.9]	[4.1, 5.2]	[6.0, 7.4]	[5.2, 6.1]
	7.8	9.1	7.2	6.3	5.5	6.5	15.9	16.2	8.6	6.3	13.6	2.4
conch	[3.7, 12.9]	[7.0, 11.5]	[4.2, 10.5]	[5.7, 6.9]	[5.0, 6.1]	[5.3, 7.9]	[13.6, 18.4]	[5.4, 29.2]	[8.0, 9.2]	[5.6, 7.0]	[12.7, 14.7]	[2.1, 2.7]
	5.4	14.0	10.9	10.1	7.1	11.1	27.7	11.3	15.1	11.5	23.1	6.2
titan	[1.7, 9.6]	[11.2, 16.9]	[7.4, 14.6]	[9.4, 10.9]	[6.4, 7.7]	[9.4, 12.9]	[24.8, 30.8]	[2.7, 23.3]	[14.4, 15.8]	[10.7, 12.4]	[22.0, 24.3]	[5.7, 6.7]
	4.7	6.8	3.6	3.0	1.7	2.6	13.4	3.1	6.9	6.0	10.1	1.8
keep	[1.6, 8.4]	[4.8, 8.9]	[1.7, 5.8]	[2.6, 3.4]	[1.3, 2.0]	[1.9, 3.5]	[11.2, 15.8]	[0.0, 11.1]	[6.4, 7.5]	[5.4, 6.6]	[9.2, 11.1]	[1.6, 2.1]
	4.2	11.7	14.7	8.1	14.5	8.7	25.6	19.3	14.4	14.4	27.5	6.2
musk	[1.3, 7.8]	[9.1, 14.3]	[10.0, 19.7]	[7.4, 8.8]	[13.6, 15.3]	[7.4, 10.1]	[22.8, 28.6]	[7.9, 33.1]	[13.7, 15.1]	[13.5, 15.3]	[26.2, 28.8]	[5.7, 6.7]
	9.4	13.8	9.9	9.0	13.7	12.2	26.5	21.9	17.8	13.0	24.5	14.7
plip	[4.8, 14.6]	[11.1, 16.7]	[5.5, 14.6]	[8.3, 9.8]	[12.9, 14.5]	[10.4, 14.2]	[23.7, 29.3]	[10.2, 37.3]	[17.0, 18.6]	[12.1, 13.9]	[23.2, 25.6]	[14.0, 15.4]
	6.7	13.5	12.2	8.3	11.7	13.9	25.2	23.4	10.5	15.2	26.1	7.9
quilt	[2.6, 11.4]	[10.7, 16.3]	[8.1, 16.6]	[7.5, 9.2]	[11.0, 12.5]	[11.8, 15.9]	[22.3, 28.2]	[10.6, 37.5]	[9.8, 11.2]	[14.4, 16.1]	[24.8, 27.2]	[7.4, 8.5]
	11.8	14.4	9.0	13.1	9.9	7.2	12.6	9.4	13.2	12.7	16.4	11.5
dinob	[6.2, 17.8]	[11.7, 17.3]	[5.6, 12.9]	[12.2, 14.0]	[9.2, 10.7]	[5.9, 8.6]	[10.3, 14.8]	[0.0, 21.5]	[12.5, 13.8]	[11.8, 13.6]	[15.3, 17.5]	[10.8, 12.1]
	14.4	9.3	7.0	9.0	11.4	6.1	16.4	11.7	12.9	11.3	16.6	8.8
dinol	[8.9, 20.6]	[7.0, 11.7]	[4.0, 10.6]	[8.3, 9.8]	[10.7, 12.2]	[5.0, 7.2]	[14.1, 18.8]	[2.7, 24.3]	[12.2, 13.6]	[10.4, 12.1]	[15.6, 17.6]	[8.2, 9.3]
	6.2	8.7	6.7	5.3	6.2	6.6	10.8	5.1	7.9	5.8	10.6	4.5
vitb	[2.4, 10.7]	[6.5, 11.1]	[4.0, 9.7]	[4.7, 5.8]	[5.6, 6.8]	[5.5, 7.7]	[8.7, 12.9]	[0.0, 13.2]	[7.4, 8.5]	[5.2, 6.4]	[9.8, 11.5]	[4.1, 4.9]
	7.7	5.6	12.2	5.2	6.1	5.0	12.3	2.6	5.6	5.1	10.0	4.4
vitl	[3.6, 12.3]	[3.8, 7.5]	[8.2, 16.5]	[4.6, 5.9]	[5.5, 6.7]	[4.1, 6.1]	[10.2, 14.8]	[0.0, 8.3]	[5.2, 6.1]	[4.5, 5.7]	[9.1, 10.9]	[4.0, 4.8]
	18.6	20.1	10.2	18.9	17.5	24.5	33.4	26.5	29.1	32.4	29.8	23.8
clipb	[12.2, 25.6]	[16.9, 23.3]	[5.9, 14.7]	[17.9, 20.0]	[16.6, 18.5]	[22.7, 26.4]	[30.3, 36.6]	[13.5, 42.2]	[28.3, 30.0]	[31.4, 33.4]	[28.4, 31.1]	[23.0, 24.7]
	27.1	24.4	24.7	19.1	24.1	22.7	29.4	31.8	26.9	26.0	33.8	17.2
clipl	[19.8, 34.5]	[20.9, 27.9]	[19.2, 30.1]	[18.1, 20.1]	[23.2, 25.1]	[20.5, 24.9]	[26.5, 32.3]	[17.8, 47.5]	[26.0, 27.7]	[25.0, 27.0]	[32.4, 35.1]	[16.5, 18.0]



Table S57: Quantitative performance (Drop in F1 score) on adversarial attack ( $\epsilon = 1.5 \cdot 10^{-3}$ ).

Model	bach	bracs	break-h	ccrcc	crc	esca	mhist	pcam	tcga-crc	tcga-tils	tcga-unif	wilds
hiboub	50.9	41.0	43.8	43.2	55.5	34.7	61.4	90.2	48.9	55.4	62.0	46.3
	[42.5, 59.0]	[37.0, 45.0]	[37.4, 49.7]	[42.0, 44.5]	[54.3, 56.7]	[32.5, 36.8]	[58.3, 64.4]	[82.2, 97.4]	[47.7, 50.1]	[54.4, 56.4]	[60.6, 63.4]	[45.3, 47.3]
	39.4	51.1	35.1	31.1	35.7	27.6	62.1	56.1	35.5	32.9	55.8	17.2
hiboul	31.3	[46.9, 47.7]	[29.3, 41.2]	[30.0, 32.3]	[34.6, 36.8]	[25.5, 29.7]	[59.1, 65.0]	[41.0, 71.6]	[34.5, 36.5]	[31.8, 33.9]	[54.3, 57.1]	[16.5, 18.0]
	40.8	43.7	28.0	33.3	28.9	28.6	59.9	100.0	40.5	43.4	51.8	31.0
	[32.4, 49.3]	[39.7, 47.6]	[22.4, 33.3]	[32.1, 34.5]	[27.8, 30.1]	[26.4, 30.8]	[56.9, 62.8]	[100.0, 100.0]	[39.4, 41.6]	[42.3, 44.4]	[50.4, 53.2]	[30.0, 31.9]
hopt0	51.4	57.0	62.2	35.7	42.0	32.1	76.8	100.0	50.5	48.5	62.7	76.7
	[42.6, 59.7]	[52.7, 61.1]	[56.4, 67.5]	[34.5, 36.9]	[40.9, 43.2]	[29.8, 34.3]	[74.0, 79.6]	[100.0, 100.0]	[49.4, 51.6]	[47.5, 49.5]	[61.3, 64.1]	[76.0, 77.5]
	37.6	47.0	38.1	31.1	29.7	28.9	61.0	57.4	26.2	19.6	36.6	23.0
midnight	[29.7, 45.8]	[42.8, 51.1]	[31.8, 44.3]	[30.0, 32.3]	[28.6, 30.7]	[26.6, 31.1]	[58.0, 63.8]	[41.5, 72.5]	[25.3, 27.2]	[18.7, 20.5]	[35.4, 37.9]	[22.2, 23.8]
	37.8	31.8	34.5	25.3	20.0	17.7	58.3	52.2	36.7	36.5	46.2	16.1
	[29.6, 45.9]	[27.9, 35.5]	[28.6, 40.4]	[24.2, 26.5]	[19.1, 21.0]	[16.0, 19.6]	[55.2, 61.2]	[35.8, 68.0]	[35.7, 37.8]	[35.5, 37.6]	[44.7, 47.6]	[15.4, 16.9]
phikon	43.7	42.2	27.8	37.6	44.7	29.3	65.2	69.9	38.9	35.6	52.5	60.3
	[35.2, 51.8]	[38.1, 46.5]	[21.9, 33.6]	[36.4, 38.8]	[43.5, 45.9]	[27.1, 31.6]	[62.1, 68.1]	[54.2, 84.1]	[37.7, 40.0]	[34.5, 36.6]	[51.1, 53.9]	[59.3, 61.2]
	35.8	33.9	34.3	26.6	28.8	24.8	60.8	68.9	41.0	53.6	49.4	55.5
uni	[27.7, 43.9]	[30.1, 37.8]	[28.8, 39.5]	[25.5, 27.8]	[27.8, 29.9]	[22.8, 26.9]	[57.9, 63.6]	[55.4, 82.2]	[39.9, 42.1]	[52.6, 54.6]	[48.0, 50.7]	[54.6, 56.5]
	27.7	40.3	28.9	24.1	31.6	18.4	61.7	42.5	31.1	40.4	41.0	24.1
	[20.3, 35.4]	[36.4, 44.2]	[23.6, 34.5]	[23.0, 25.1]	[30.5, 32.7]	[16.7, 20.1]	[58.5, 64.7]	[27.2, 59.9]	[30.2, 32.1]	[39.3, 41.4]	[39.6, 42.3]	[23.2, 24.9]
uni2h	38.8	40.1	41.9	28.7	28.0	20.9	64.0	65.0	38.3	34.9	53.0	39.1
	[30.5, 47.0]	[36.2, 44.2]	[35.6, 48.1]	[27.5, 29.8]	[26.9, 29.1]	[18.9, 22.8]	[61.1, 66.9]	[49.8, 78.9]	[37.2, 39.3]	[33.7, 35.9]	[51.5, 54.3]	[38.2, 40.1]
	20.5	31.5	25.8	19.4	21.0	17.2	42.3	58.2	29.8	43.0	43.5	51.6
virchow	[13.8, 27.1]	[27.9, 35.4]	[20.6, 31.3]	[18.4, 20.4]	[20.0, 22.0]	[15.4, 19.1]	[39.3, 45.4]	[43.0, 73.6]	[28.8, 30.8]	[42.0, 44.1]	[42.1, 44.8]	[50.7, 52.6]
	36.9	48.0	53.6	61.0	62.3	43.5	69.0	75.3	47.3	54.9	60.8	47.2
	[29.0, 44.9]	[43.9, 52.1]	[47.8, 58.9]	[59.7, 62.2]	[61.2, 63.4]	[41.4, 45.5]	[66.2, 71.9]	[60.8, 88.8]	[46.2, 48.4]	[53.9, 55.9]	[59.5, 62.0]	[46.2, 48.2]
conch	60.2	56.7	73.9	82.0	90.7	69.1	77.5	91.4	61.3	80.6	67.7	92.3
	[52.1, 67.9]	[52.6, 60.9]	[69.0, 78.8]	[81.0, 83.0]	[89.9, 91.4]	[67.0, 71.0]	[74.8, 80.2]	[80.6, 100.0]	[60.2, 62.3]	[79.7, 81.6]	[66.5, 68.8]	[91.7, 92.8]
	37.9	42.7	37.6	33.6	39.5	25.0	55.4	67.0	41.2	50.9	55.3	49.9
keep	[30.1, 46.0]	[38.6, 46.7]	[31.8, 43.4]	[32.4, 34.8]	[38.4, 40.6]	[22.9, 27.1]	[52.4, 58.3]	[51.2, 81.3]	[40.2, 42.3]	[50.0, 52.0]	[53.9, 56.7]	[48.9, 50.9]
	41.1	48.8	68.3	67.4	85.3	53.8	76.4	83.2	60.7	86.2	66.2	93.8
	[32.6, 50.0]	[44.7, 52.7]	[62.4, 73.8]	[66.3, 68.6]	[84.4, 86.3]	[51.6, 55.9]	[73.6, 79.1]	[68.8, 94.5]	[59.6, 61.7]	[85.3, 87.1]	[64.9, 67.3]	[93.3, 94.3]
mus	48.3	49.2	32.5	48.2	72.3	53.2	70.4	75.3	52.1	68.3	53.6	58.9
	[39.6, 56.9]	[45.2, 53.2]	[25.5, 38.9]	[47.0, 49.4]	[71.2, 73.3]	[50.9, 55.4]	[67.3, 73.1]	[60.5, 88.7]	[51.1, 53.2]	[67.3, 69.3]	[52.2, 54.8]	[58.1, 59.6]
	45.0	46.0	46.8	41.2	72.8	43.7	54.9	76.9	37.2	70.8	51.0	46.3
plip	[36.0, 53.5]	[41.9, 50.1]	[40.6, 52.3]	[39.9, 42.6]	[71.9, 73.7]	[41.4, 45.9]	[51.9, 57.9]	[60.8, 89.5]	[36.1, 38.2]	[69.8, 71.8]	[49.6, 52.2]	[45.3, 47.3]
	55.4	49.2	65.4	75.2	74.6	53.4	69.1	72.6	56.3	77.0	52.0	89.5
	[46.6, 63.5]	[45.3, 52.9]	[59.4, 70.6]	[74.1, 76.3]	[73.6, 75.6]	[51.3, 55.4]	[66.0, 72.1]	[58.2, 86.5]	[55.3, 57.4]	[76.0, 78.1]	[50.6, 53.2]	[88.9, 90.1]
dinob	59.9	41.2	66.1	72.6	71.9	47.7	70.4	77.6	56.0	74.2	54.0	82.7
	[51.5, 68.1]	[37.1, 45.1]	[60.3, 71.1]	[71.4, 73.7]	[70.8, 72.9]	[45.5, 50.0]	[67.6, 73.2]	[62.8, 90.2]	[55.0, 57.1]	[73.1, 75.3]	[52.6, 55.1]	[82.0, 83.4]
	33.8	39.8	48.7	43.2	51.3	38.2	53.9	72.1	44.0	43.7	46.6	46.8
vitb	[25.7, 41.8]	[35.6, 43.8]	[42.6, 54.3]	[42.0, 44.5]	[50.2, 52.4]	[36.2, 40.3]	[51.0, 56.8]	[56.4, 86.2]	[43.0, 45.1]	[42.6, 44.8]	[45.1, 47.9]	[45.8, 47.8]
	41.1	33.4	49.0	36.6	52.4	35.1	49.7	64.4	32.5	39.2	45.6	49.5
	[32.6, 49.9]	[29.5, 37.1]	[43.0, 54.8]	[35.4, 37.8]	[51.3, 53.6]	[32.9, 37.3]	[46.9, 52.3]	[48.5, 79.2]	[31.5, 33.5]	[38.2, 40.2]	[44.2, 46.9]	[48.6, 50.5]
vitl	45.4	49.9	30.7	66.3	79.0	55.2	62.6	85.8	48.1	80.1	47.0	74.9
	[36.9, 53.5]	[46.0, 53.5]	[24.7, 36.6]	[65.1, 67.5]	[77.9, 80.0]	[53.3, 57.1]	[59.6, 65.5]	[72.8, 96.7]	[47.2, 49.1]	[79.1, 81.2]	[45.6, 48.3]	[74.1, 75.8]
	55.9	54.5	51.4	71.8	79.9	66.9	75.0	82.2	51.1	78.7	54.1	91.6
clipb	[47.1, 64.1]	[50.5, 58.4]	[44.9, 57.5]	[70.7, 72.9]	[79.0, 80.9]	[64.5, 68.9]	[72.1, 77.8]	[67.9, 94.1]	[50.1, 52.1]	[77.7, 79.8]	[52.6, 55.3]	[91.1, 92.2]
	47.1	50.5	44.9	70.7	79.0	64.5	72.1	67.9	50.1	77.7	52.6	91.1
	64.1	58.4	57.5	72.9	80.9	68.9	77.8	94.1	52.1	79.8	55.3	92.2

Table S58: Quantitative performance (Drop in Balanced accuracy) on adversarial attack ( $\epsilon = 35 \cdot 10^{-3}$ ).

Model	bach	bracs	break-h	ccrcc	crc	esca	mhist	pcam	tcga-crc	tcga-tils	tcga-unif	wilds
hiboub	70.7	62.0	54.8	86.1	94.0	77.9	75.1	100.0	70.6	87.4	69.8	97.2
	[64.2, 77.1]	[58.4, 65.6]	[48.9, 60.9]	[85.3, 86.9]	[93.4, 94.6]	[75.7, 80.2]	[72.2, 77.9]	[100.0, 100.0]	[69.4, 71.9]	[86.4, 88.3]	[68.6, 71.2]	[96.9, 97.5]
	74.5	62.8	64.1	77.8	80.2	63.1	79.2	100.0	73.7	78.2	74.0	85.4
hiboul	67.0,	[59.1,	[58.7,	[76.7,	[79.2,	[60.7,	[76.4,	[100.0,	[72.5,	[77.1,	[72.8,	[84.7,
	81.7]	66.6]	69.9]	78.9]	81.1]	65.5]	81.7]	100.0]	74.9]	79.2]	75.3]	86.0]
	70.2	60.3	59.2	85.8	85.8	72.2	81.5	100.0	73.1	85.1	76.8	97.7
hopt0	62.2,	[56.3,	[53.2,	[85.0,	[84.9,	[70.0,	[79.0,	[100.0,	[71.9,	[84.1,	[75.6,	[97.4,
	77.8]	64.1]	65.2]	86.7]	86.6]	74.4]	83.9]	100.0]	74.4]	86.1]	78.1]	98.0]
	75.2	65.2	74.6	87.2	88.5	70.9	81.2	100.0	74.7	87.7	79.2	98.3
hopt1	68.5,	[61.6,	[68.9,	[86.4,	[87.7,	[68.7,	[78.5,	[100.0,	[73.5,	[86.7,	[78.0,	[98.1,
	81.8]	68.8]	80.0]	88.0]	89.3]	73.2]	83.9]	100.0]	75.9]	88.6]	80.3]	98.6]
	70.9	63.6	48.8	58.1	75.7	62.0	76.1	94.0	57.5	50.9	68.2	85.4
midnight	63.5,	[60.0,	[43.4,	[56.8,	[74.7,	[59.6,	[73.3,	[87.0,	[56.2,	[49.7,	[67.0,	[84.6,
	77.7]	67.2]	54.3]	59.4]	76.7]	64.3]	78.7]	100.0]	58.8]	52.2]	69.4]	86.0]
	69.4	57.2	54.5	77.3	77.8	63.0	77.8	91.8	68.4	86.6	74.8	84.7
phikon	61.3,	[53.5,	[48.6,	[76.3,	[76.7,	[60.8,	[75.0,	[80.6,	[67.1,	[85.6,	[73.5,	[84.0,
	77.3]	61.0]	60.3]	78.3]	78.8]	65.1]	80.4]	100.0]	69.7]	87.6]	76.1]	85.4]
	67.3	59.1	49.3	77.9	87.4	70.2	78.9	94.0	64.2	86.0	76.6	95.6
phikon2	59.5,	[55.3,	[43.6,	[77.1,	[86.5,	[67.8,	[76.3,	[87.0,	[63.0,	[85.1,	[75.5,	[95.2,
	74.9]	62.6]	55.5]	78.8]	88.2]	72.5]	81.6]	100.0]	65.5]	87.0]	77.8]	96.0]
	73.1	59.2	63.0	85.4	82.7	67.4	81.3	100.0	71.0	87.3	73.2	97.3
uni	65.4,	[55.5,	[57.1,	[84.6,	[81.8,	[65.0,	[78.7,	[100.0,	[69.8,	[86.4,	[71.8,	[96.9,
	80.4]	62.8]	68.9]	86.3]	83.6]	69.7]	83.7]	100.0]	72.3]	88.3]	74.4]	97.6]
	77.5	63.2	72.5	68.4	80.3	60.7	77.2	98.0	73.2	88.2	74.2	96.6
uni2h	70.3,	[59.5,	[67.1,	[67.3,	[79.4,	[58.4,	[74.6,	[93.5,	[71.9,	[87.2,	[73.1,	[96.3,
	84.3]	67.1]	78.0]	69.6]	81.2]	63.0]	80.0]	100.0]	74.4]	89.2]	75.4]	97.0]
	65.4	59.2	60.0	77.1	77.8	65.7	81.5	96.0	70.4	80.2	73.2	88.9
virchow	57.6,	[55.5,	[54.1,	[76.0,	[76.9,	[63.6,	[79.0,	[90.0,	[69.1,	[79.2,	[71.9,	[88.3,
	73.4]	63.0]	65.8]	78.1]	78.8]	67.7]	84.0]	100.0]	71.6]	81.3]	74.5]	89.5]
	72.7	60.7	65.2	70.2	75.9	52.1	76.7	91.8	72.8	88.5	70.6	88.5
virchow2	65.1,	[57.1,	[59.9,	[69.2,	[74.8,	[49.8,	[74.1,	[80.9,	[71.6,	[87.6,	[69.3,	[87.9,
	80.0]	64.4]	70.7]	71.3]	77.0]	54.3]	79.2]	100.0]	74.1]	89.4]	71.9]	89.2]
	87.3	59.9	65.8	89.6	93.5	80.9	79.8	94.0	68.6	83.6	66.6	97.2
conch	82.1,	[56.3,	[60.4,	[88.9,	[92.8,	[78.8,	[77.1,	[87.0,	[67.4,	[82.5,	[65.4,	[96.9,
	92.0]	63.7]	71.4]	90.3]	94.1]	83.1]	82.4]	100.0]	69.9]	84.6]	67.9]	97.5]
	83.2	63.2	74.6	88.3	94.3	83.0	81.2	96.0	68.6	87.6	67.8	96.7
titan	79.2,	[59.8,	[69.4,	[87.6,	[93.7,	[80.8,	[78.7,	[89.6,	[67.3,	[86.6,	[66.5,	[96.4,
	87.3]	66.8]	80.0]	89.1]	94.9]	85.2]	83.8]	100.0]	69.8]	88.5]	69.1]	97.1]
	75.6	63.1	62.7	83.5	93.6	71.7	74.2	96.0	71.3	86.8	71.0	97.4
keep	69.1,	[59.5,	[56.9,	[82.7,	[93.0,	[69.7,	[71.3,	[90.0,	[70.0,	[85.9,	[69.7,	[97.1,
	82.0]	66.7]	68.5]	84.4]	94.3]	73.8]	77.0]	100.0]	72.5]	87.8]	72.2]	97.8]
	70.7	63.9	73.2	84.7	90.9	77.8	79.1	88.0	68.1	86.5	65.2	96.1
musk	63.5,	[60.2,	[68.3,	[83.8,	[90.1,	[75.5,	[76.3,	[78.8,	[66.8,	[85.5,	[63.9,	[95.7,
	77.7]	67.3]	78.3]	85.6]	91.7]	80.0]	81.7]	96.0]	69.4]	87.6]	66.5]	96.4]
	64.3	57.3	40.1	74.8	86.9	68.5	78.4	90.0	62.7	85.2	52.6	88.0
plip	56.1,	[53.6,	[35.1,	[73.7,	[86.0,	[66.4,	[75.8,	[81.6,	[61.4,	[84.2,	[51.3,	[87.4,
	72.4]	61.0]	45.4]	75.9]	87.8]	70.7]	81.1]	97.6]	64.0]	86.2]	53.8]	88.6]
	59.3	56.9	52.9	62.0	88.7	63.6	69.2	85.7	63.9	84.4	52.5	87.5
quilt	50.9,	[53.3,	[47.1,	[60.8,	[87.9,	[61.6,	[66.2,	[71.6,	[62.7,	[83.4,	[51.2,	[86.8,
	67.7]	60.5]	58.6]	63.2]	89.5]	65.4]	72.3]	96.7]	65.2]	85.5]	53.7]	88.1]
	66.9	53.3	76.4	79.5	89.6	75.0	81.4	91.8	66.3	82.5	53.1	91.0
dinob	59.1,	[49.5,	[70.7,	[78.5,	[88.8,	[72.8,	[78.8,	[81.2,	[65.1,	[81.4,	[51.7,	[90.4,
	74.3]	56.9]	81.7]	80.6]	90.4]	77.0]	84.0]	100.0]	67.6]	83.6]	54.4]	91.5]
	71.1	51.7	74.7	82.6	90.1	72.2	82.2	89.7	67.2	82.1	55.4	90.7
dinol	63.3,	[47.9,	[69.4,	[81.7,	[89.4,	[70.1,	[79.8,	[76.7,	[65.9,	[80.9,	[54.1,	[90.1,
	78.6]	55.5]	80.1]	83.6]	90.9]	74.3]	84.6]	100.0]	68.4]	83.2]	56.8]	91.3]
	57.1	56.9	60.0	78.8	87.9	65.8	74.3	83.8	64.8	81.0	52.6	89.6
vitb	48.9,	[53.2,	[54.2,	[77.8,	[87.1,	[63.7,	[71.4,	[70.8,	[63.5,	[79.9,	[51.3,	[89.0,
	65.5]	60.8]	66.0]	79.8]	88.8]	67.8]	77.2]	94.2]	66.1]	82.1]	53.9]	90.2]
	56.8	55.3	61.0	75.4	87.6	70.0	73.8	90.0	61.9	82.7	54.0	91.2
vitl	48.7,	[51.5,	[55.1,	[74.3,	[86.8,	[67.7,	[71.0,	[81.5,	[60.6,	[81.7,	[52.7,	[90.6,
	65.0]	58.9]	67.0]	76.5]	88.4]	72.3]	76.7]	97.5]	63.2]	83.8]	55.3]	91.7]
	53.0	52.7	38.8	72.8	87.8	62.2	76.3	90.0	60.2	80.4	46.4	83.8
clipb	44.9,	[49.1,	[34.9,	[71.7,	[87.1,	[60.3,	[73.6,	[81.6,	[58.9,	[79.4,	[45.2,	[83.1,
	61.1]	56.5]	43.3]	74.0]	88.6]	64.2]	79.0]	97.4]	61.5]	81.6]	47.6]	84.5]
	66.0	57.2	51.3	79.1	87.7	68.8	79.1	83.7	59.0	82.6	53.1	93.4
clipl	58.5,	[53.4,	[45.6,	[78.2,	[86.9,	[66.6,	[76.3,	[69.7,	[57.6,	[81.5,	[51.7,	[93.0,
	73.4]	61.0]	57.2]	80.0]	88.5]	71.0]	81.8]	95.5]	60.3]	83.6]	54.4]	93.9]

Table S59: Quantitative performance (Drop in F1 score) on adversarial attack ( $\epsilon = 35 \cdot 10^{-3}$ ).

Model	bach	bracs	break-h	ccrcc	crc	esca	mhist	pcam	tcga-crc	tcga-tils	tcga-unif	wilds
hiboub	65.6	61.7	58.5	84.0	93.5	76.7	75.7	100.0	65.7	88.8	71.5	97.2
	[57.1, 73.2]	[57.9, 65.4]	[51.8, 64.8]	[83.1, 85.0]	[92.8, 94.1]	[74.5, 78.6]	[72.8, 78.5]	[100.0, 100.0]	[64.6, 66.9]	[87.9, 89.6]	[70.2, 72.8]	[96.8, 97.5]
	71.1	62.4	65.5	80.1	78.7	58.4	78.8	100.0	66.3	77.0	75.3	86.0
hiboul	[62.9, 78.8]	[58.6, 66.2]	[59.9, 71.0]	[79.1, 81.1]	[77.7, 79.7]	[56.4, 60.4]	[76.1, 81.4]	[100.0, 100.0]	[65.3, 67.4]	[76.0, 77.9]	[74.1, 76.5]	[85.4, 86.7]
	68.7	60.6	62.2	85.4	85.5	71.4	80.1	100.0	67.1	84.8	77.6	97.7
	[60.2, 76.5]	[56.5, 64.1]	[55.7, 68.0]	[84.5, 86.3]	[84.6, 86.4]	[69.3, 73.3]	[77.6, 82.5]	[100.0, 100.0]	[66.1, 68.2]	[83.9, 85.6]	[76.3, 78.8]	[97.4, 98.0]
hopt0	71.7	64.3	76.0	86.5	88.7	70.4	81.6	100.0	67.6	88.4	80.1	98.3
	[63.6, 79.3]	[60.5, 68.0]	[70.4, 81.0]	[85.7, 87.4]	[87.9, 89.5]	[68.2, 72.5]	[79.0, 84.2]	[100.0, 100.0]	[66.5, 68.7]	[87.5, 89.2]	[78.9, 81.1]	[98.1, 98.6]
	70.2	62.9	51.0	59.4	75.5	63.6	76.0	92.5	54.6	53.2	67.9	85.4
midnight	[63.2, 77.2]	[59.1, 66.6]	[44.2, 57.3]	[58.2, 60.7]	[74.5, 76.4]	[61.4, 65.6]	[73.1, 78.6]	[84.1, 100.0]	[53.5, 55.7]	[52.3, 54.2]	[66.7, 69.0]	[84.7, 86.1]
	68.4	56.5	51.9	79.5	78.0	61.4	77.4	90.9	62.7	86.2	76.1	85.3
	[60.0, 75.8]	[52.5, 60.1]	[45.9, 57.7]	[78.6, 80.5]	[77.0, 79.0]	[59.8, 63.0]	[74.6, 80.0]	[79.4, 100.0]	[61.6, 63.8]	[85.4, 87.1]	[74.8, 77.3]	[84.7, 86.0]
phikon	63.9	58.2	48.7	73.9	86.8	67.4	78.6	91.3	60.6	86.6	77.6	95.6
	[55.5, 71.6]	[54.3, 61.8]	[42.4, 54.9]	[72.7, 75.0]	[85.9, 87.7]	[65.5, 69.1]	[75.9, 81.3]	[80.6, 100.0]	[59.5, 61.7]	[85.7, 87.4]	[76.3, 78.7]	[95.2, 96.0]
	71.1	59.0	64.2	84.4	80.9	66.9	80.9	100.0	65.7	88.8	74.4	97.2
uni	[63.4, 78.6]	[55.1, 62.5]	[58.6, 69.4]	[83.5, 85.3]	[80.0, 81.9]	[64.9, 68.7]	[78.3, 83.3]	[100.0, 100.0]	[64.6, 66.8]	[87.9, 89.6]	[73.0, 75.5]	[96.9, 97.6]
	75.0	61.2	74.5	68.6	81.3	59.2	77.7	97.4	66.0	88.4	74.2	96.7
	[67.0, 82.4]	[57.2, 65.1]	[69.0, 79.8]	[67.5, 69.7]	[80.4, 82.2]	[57.0, 61.2]	[75.0, 80.4]	[92.5, 100.0]	[64.9, 67.0]	[87.6, 89.3]	[73.0, 75.4]	[96.3, 97.0]
uni2h	64.3	58.5	62.0	76.1	78.5	64.1	80.8	94.1	64.9	78.6	74.1	89.4
	[55.9, 72.1]	[54.5, 62.3]	[55.9, 67.7]	[75.0, 77.1]	[77.5, 79.4]	[62.3, 65.8]	[78.2, 83.3]	[84.9, 100.0]	[63.8, 65.9]	[77.7, 79.5]	[72.8, 75.3]	[88.9, 90.0]
	71.4	57.8	66.5	70.2	76.2	50.8	74.4	90.9	67.5	88.9	70.2	88.5
virchow	[63.7, 78.8]	[53.8, 61.7]	[60.6, 72.1]	[69.2, 71.3]	[75.1, 77.3]	[48.5, 53.1]	[71.7, 77.0]	[79.4, 100.0]	[66.4, 68.7]	[88.1, 89.7]	[68.9, 71.4]	[87.9, 89.2]
	84.4	59.8	68.6	88.1	92.4	79.0	79.4	91.3	63.9	86.4	67.6	97.2
	[78.0, 90.0]	[56.0, 63.4]	[63.0, 74.0]	[87.3, 89.0]	[91.7, 93.1]	[77.2, 80.7]	[76.8, 82.0]	[80.2, 100.0]	[62.8, 64.9]	[85.5, 87.3]	[66.3, 68.7]	[96.9, 97.5]
conch	76.8	62.4	75.3	87.4	93.8	81.9	81.2	94.1	61.6	88.9	68.3	96.7
	[70.0, 83.1]	[58.6, 66.1]	[70.4, 80.2]	[86.5, 88.2]	[93.1, 94.4]	[79.9, 83.6]	[78.7, 83.7]	[84.1, 100.0]	[60.5, 62.6]	[88.1, 89.7]	[67.0, 69.4]	[96.4, 97.1]
	72.1	62.2	65.4	82.9	92.7	71.0	74.3	94.1	64.3	88.1	72.1	97.4
keep	[64.6, 79.3]	[58.4, 65.9]	[59.9, 70.4]	[82.0, 83.8]	[92.0, 93.4]	[69.2, 72.7]	[71.4, 77.1]	[84.9, 100.0]	[63.2, 65.4]	[87.3, 89.0]	[70.8, 73.3]	[97.1, 97.7]
	66.2	62.8	77.3	85.3	91.0	74.6	79.8	83.2	62.8	88.7	66.5	96.0
	[57.9, 74.2]	[59.0, 66.3]	[71.7, 82.3]	[84.4, 86.1]	[90.2, 91.7]	[72.7, 76.2]	[77.0, 82.3]	[68.8, 94.5]	[61.7, 63.9]	[87.9, 89.6]	[65.2, 67.7]	[95.6, 96.4]
musk	63.9	56.5	43.4	75.7	86.3	66.1	77.8	85.8	55.9	85.8	54.1	88.0
	[55.2, 71.7]	[52.7, 60.1]	[36.4, 49.9]	[74.6, 76.7]	[85.4, 87.2]	[63.8, 68.1]	[75.1, 80.4]	[72.8, 96.8]	[54.9, 57.0]	[84.9, 86.7]	[52.7, 55.3]	[87.3, 88.6]
	56.9	55.9	57.2	63.4	87.3	61.8	68.3	84.9	58.2	85.9	53.4	87.8
plip	[48.2, 65.1]	[52.1, 59.5]	[50.8, 62.8]	[62.0, 64.7]	[86.4, 88.1]	[59.5, 64.0]	[65.4, 71.5]	[70.4, 96.7]	[57.2, 59.3]	[85.0, 86.8]	[52.0, 54.6]	[87.2, 88.4]
	64.4	52.9	77.8	79.7	88.9	74.0	82.1	90.9	58.1	84.7	54.0	90.9
	[55.9, 72.3]	[49.1, 56.4]	[72.1, 82.7]	[78.7, 80.8]	[88.1, 89.8]	[72.1, 75.7]	[79.4, 84.6]	[79.6, 100.0]	[57.1, 59.2]	[83.7, 85.7]	[52.6, 55.2]	[90.3, 91.5]
dinob	68.9	50.6	78.4	81.4	88.7	71.4	81.4	90.5	58.9	84.8	56.0	90.6
	[60.3, 76.6]	[46.6, 54.2]	[72.7, 83.4]	[80.4, 82.4]	[87.9, 89.5]	[69.4, 73.2]	[79.0, 83.8]	[77.9, 100.0]	[57.9, 59.9]	[83.8, 85.7]	[54.6, 57.2]	[90.0, 91.1]
	53.1	56.6	60.2	77.9	85.6	62.2	74.1	80.2	58.4	83.2	53.7	89.6
vitb	[44.4, 61.6]	[52.9, 60.3]	[54.2, 66.1]	[76.9, 79.0]	[84.7, 86.6]	[60.3, 63.9]	[71.1, 76.9]	[64.8, 91.8]	[57.4, 59.5]	[82.2, 84.1]	[52.3, 54.9]	[89.0, 90.2]
	55.3	54.3	61.1	75.1	85.6	68.0	73.5	85.8	55.1	83.6	55.7	91.1
	[46.8, 63.6]	[50.2, 57.9]	[54.9, 66.8]	[74.0, 76.2]	[84.7, 86.5]	[65.7, 70.1]	[70.6, 76.3]	[72.6, 96.5]	[54.1, 56.2]	[82.6, 84.5]	[54.3, 56.9]	[90.6, 91.7]
vitl	51.1	52.4	39.7	73.7	86.7	60.0	75.7	85.8	48.7	82.8	47.3	83.6
	[43.0, 58.4]	[48.6, 56.0]	[33.7, 45.7]	[72.5, 74.8]	[85.8, 87.5]	[58.1, 61.9]	[72.8, 78.3]	[72.8, 96.7]	[47.8, 49.7]	[81.8, 83.8]	[45.9, 48.6]	[82.9, 84.4]
	63.5	56.4	54.5	75.8	86.9	68.2	79.1	82.2	51.5	84.3	54.2	93.4
clipl	[55.2, 71.0]	[52.5, 60.1]	[48.0, 60.6]	[74.8, 76.9]	[86.0, 87.8]	[65.9, 70.2]	[76.4, 81.9]	[67.9, 94.1]	[50.5, 52.5]	[83.3, 85.2]	[52.7, 55.5]	[92.9, 93.9]