

Machine Learning Tools for the IceCube-Gen2 Optical Array

The IceCube-Gen2 Collaboration

(a complete list of authors can be found at the end of the proceedings)

E-mail: fvaracar@uni-muenster.de, jonas.selter@uni-muenster.de

Neural networks (NNs) have a great potential for future neutrino telescopes such as IceCube-Gen2, the planned high-energy extension of the IceCube observatory. IceCube-Gen2 will feature new optical sensors with multiple photomultiplier tubes (PMTs) designed to provide omnidirectional sensitivity. Neural networks excel at handling high-dimensional problems and can naturally incorporate the increased complexity of these new sensors. Additionally, their fast inference time makes them promising candidates for handling the high event rates expected from IceCube-Gen2. This contribution presents potential applications of neural networks in the IceCube-Gen2 in-ice optical array. First, we introduce a method to simulate the IceCube-Gen2 optical modules' photon acceptance using a NN that leverages the modules' inherent symmetries. Secondly, we present the status of neutrino NN-based reconstruction efforts, including the adaptation of a novel IceCube technique that combines normalizing flows with transformer NNs. Finally, we describe current progress in noise cleaning applications based on node classification with graph neural networks (GNNs), a method that has already shown promising results for the forthcoming low-energy extension, IceCube-Upgrade.

Corresponding authors: Francisco Javier Vara Carbonell^{1*}, Jonas Selter¹,

¹ *Institut für Kernphysik, Universität Münster*

* Presenter

39th International Cosmic Ray Conference (ICRC2025)
15–24 July 2025
Geneva, Switzerland



1. Introduction

IceCube-Gen2 [1] will feature an optical array eight times larger than the current IceCube. For this new array, new digital optical modules (DOMs) are being developed [2]. Although the final module design has not been decided yet, the current candidates share the use of several photomultiplier tubes (PMTs) embedded within a glass vessel, whose photocathodes are surrounded by passive optical components called gel pads to increase photon detection via total internal reflection. The new modules will provide better sensitivity than the current IceCube DOMs, with up to four times more effective area on average. However, new algorithms need to be developed for tasks such as event reconstruction or optical-module simulation in order to incorporate the increased complexity of these modules. In this context, deep learning techniques are promising candidates, as they excel at high-dimensional problems.

In the following, we present three potential neural-network applications for the IceCube-Gen2 optical array, using the 16-PMT prototype DOM as our baseline [2]. This module houses sixteen 4-inch-diameter PMTs arranged symmetrically in upper and lower hemispheres, with each hemisphere further divided into four polar and four equatorial PMTs.

2. Optical Module Simulation Using Neural Networks

The IceCube simulation chain includes several consecutive steps, such as neutrino interaction, lepton propagation, and photon propagation through the ice. At the end of the last step, if a photon reaches the vicinity of an optical module, we must determine whether it will be detected by any of the PMTs and, if so, convert it into a photoelectron that continues through the rest of the simulation chain. In this work, we refer to this assignment of photons to specific PMTs as optical-module simulation.

2.1 Analytical Approximation

At the moment, IceCube-Gen2 DOM simulation is implemented in the PPC framework [3] using a plane wave approximation, which considers only the direction \vec{n} of the photon. The angular response of each PMT within the DOM is parametrized with the same function $f(\beta, (\vec{m} \cdot \vec{n}))$ of the direction the PMT points in, \vec{m} , and a shape parameter β . In case of the IceCube-Gen2 DOM, β and the elevation angles were obtained from fits to Geant4 simulations at a photon wavelength of 400 nm.

While this approach preserves the expected DOM-level average photon acceptance, it cannot capture the full complexity of the new DOM. For instance, it enforces axial symmetry about each PMT axis, ignoring asymmetries from gel-pad geometry and PMT misalignment. Additionally, it assumes a wavelength-independent relative response, despite the wavelength-dependent optical properties of the glass and, more importantly, the gel. Finally, it treats polar and equatorial PMTs identically, even though they have different responses, mainly due to the different shapes of the gel pads.

Note that in the future this model might be improved by a description with two terms per PMT type (each with its own β and elevation angle) to help address the first and last limitations.

2.2 Neural Network Approach

Given the limitations of the current analytical approximation, we pursued a neural network (NN) approach that can naturally accommodate the two PMT locations (polar and equatorial), the wavelength dependence of the angular acceptance, and its asymmetry.

In this approach, photons are propagated until they intersect a predefined geometrical surface around the optical module—for example, a sphere enclosing the IceCube-Gen2 DOM. The neural network then receives the photon’s landing position on this surface, its wavelength, and its direction as inputs, and outputs the detection probability for each PMT.

The network is trained on Geant4 simulations produced with the OMSim framework [4]. Roughly 20 billion individual photons were generated isotropically from a predefined spherical surface, with a flat wavelength distribution from 270 nm to 700 nm. OMSim assigns each photon a detection probability derived from the DOM’s measured optical properties and from position-dependent detection efficiency calibrated to PMT lab measurements and the Geant4 simulation.

The model was created using the OMNNSim framework [5] and contains two branches:

- **Relative branch:** Each input is converted into PMT-relative coordinates (one set per PMT), and—together with a polar/equatorial flag—is fed into 1×1 convolutional layers. This exploits the fact that all PMTs of the same type share identical responses.
- **Absolute branch:** The raw (absolute) inputs pass through dense layers that can learn symmetry-breaking effects, such as shadowing by the data cable.

The output of the two branches is concatenated and a final logsoftmax activation function is used to have a normalized output that can be interpreted as a PDF. The training minimizes the Kullback–Leibler divergence [6] between the network’s PDF and the Geant4 reference.

This approach is not free from minor approximations: First, the ice within the sphere is modeled solely via its wavelength-dependent refractive index. Secondly, any photon that enters the sphere will never leave it. Finally, the time-of-flight between the sphere and detection is not considered; 99.8% of photons were observed to be detected within 2 ns, which is within the time uncertainty of the PMTs.

2.3 Results

The performance of the two methods, namely the neural-network approach and the analytical approximation, is evaluated using the effective area, A_{eff} . For a plane wave of photons with cross-sectional area A_{beam} , direction (θ, ϕ) , and wavelength λ , it is defined as:

$$A_{\text{eff}}(\theta, \phi, \lambda) = \frac{N_{\text{det}}}{N_{\text{emit}}} \cdot A_{\text{beam}}, \quad (1)$$

where N_{emit} is the amount of photons in the beam and N_{det} the amount of detected photons. Figure 1 shows A_{eff} versus incident direction for an equatorial PMT at 400 nm (top) and 550 nm (bottom), comparing Geant4, the neural-network approach, and the analytical approximation. The neural network reproduces the asymmetries and wavelength dependence seen in the Geant4 maps. Figure 2 further demonstrates that the NN yields a clear improvement in modeling angular acceptance—both for the full optical module and for the individual equatorial and polar PMTs—across all wavelengths.

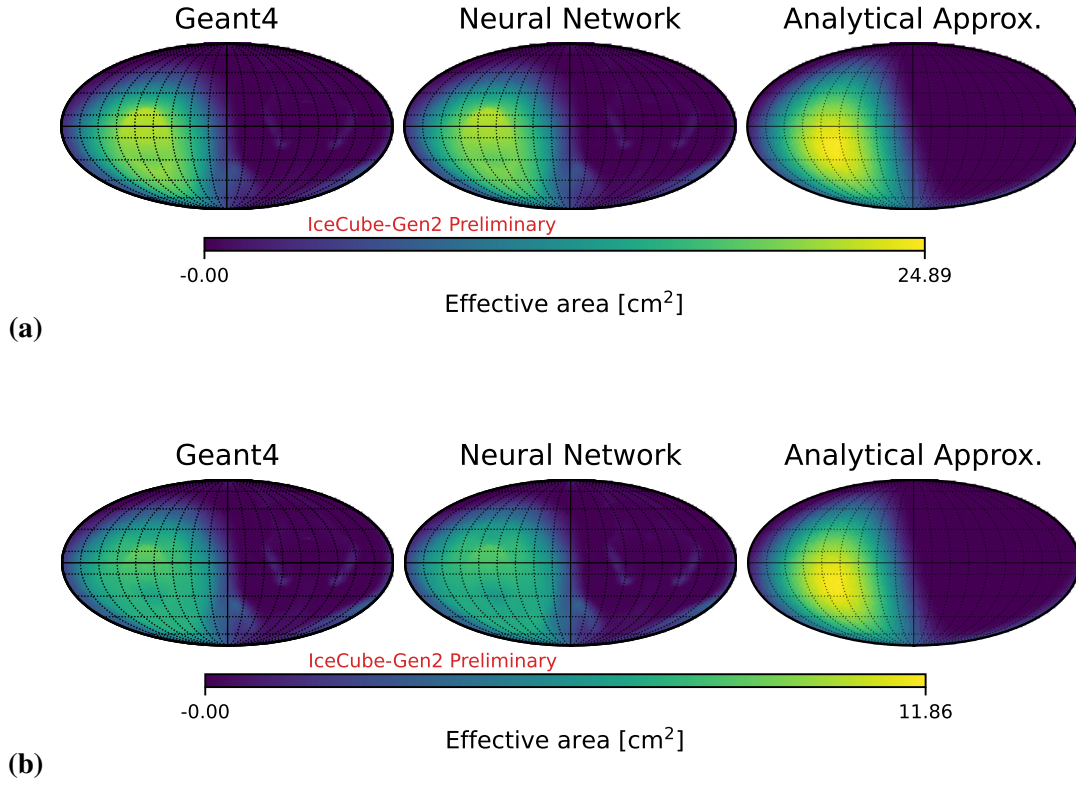


Figure 1: Omnidirectional maps of effective area A_{eff} for a single equatorial PMT as a function of incident direction. From left to right: Geant4, Neural Network, and Analytical Approximation: (a) 400 nm, (b) 550 nm.

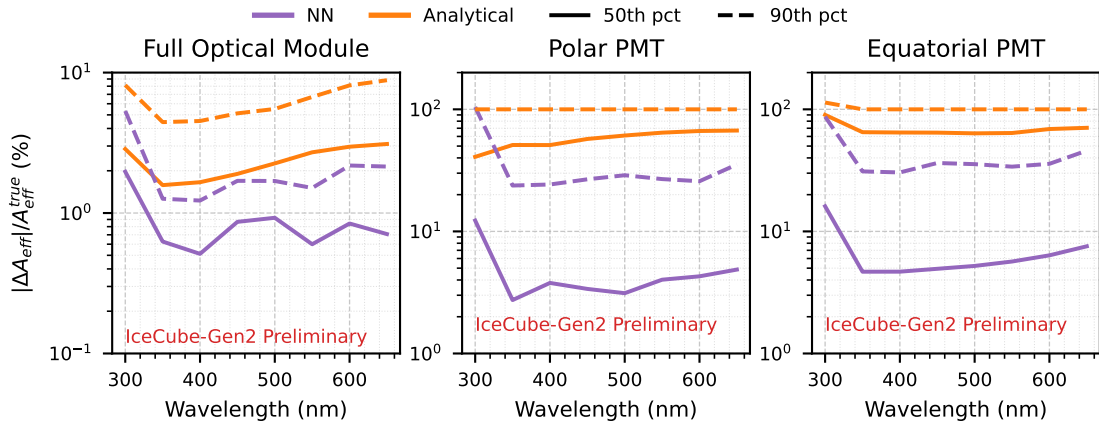


Figure 2: 50th (solid) and 90th (dashed) percentiles of the relative error $|A_{\text{eff}}^{\text{Geant4}} - A_{\text{eff}}^{\text{Approx}}|/A_{\text{eff}}^{\text{Geant4}}$ (in %) across 3072 isotropic directions, plotted versus wavelength. “Approx” represents either the neural-network approach (purple) or the analytical approximation (orange). Left to right: full optical module, polar PMT, and equatorial PMT.

In terms of inference speed, the network processes one million photons in 0.3 s on a GPU—roughly 200–300× faster than Geant4 on CPU—and should be acceptable for IceCube simulations.

3. ν_μ Charged-Current (CC) Directional Reconstruction Using Neural Networks

One of the main goals of IceCube, and of IceCube-Gen2 in the future, is to localize the sources of high-energy neutrinos in the sky. To this end, ν_μ CC events are particularly valuable, as they produce a track-like topology within the in-ice optical array that can be reconstructed with great angular resolution. Classical maximum-likelihood reconstructions [7] rely on high-dimensional lookup tables with ice-symmetry approximations due to computational constraints; however, those symmetries are broken by the new multidirectional optical modules. Neural networks natively handle this added complexity without approximation, making them ideal for next-generation DOM reconstructions.

3.1 Implementation of Neural Network-based Reconstruction Techniques

The following studies were carried out using the GraphNet framework [8]. To this end, about 6.5 million ν_μ CC events—which pass Monte Carlo truth-based quality cuts to remove poor quality events—were produced in the energy range from 1 TeV to 50 PeV.

High-energy events can produce millions of pulses—charge-time tuples reconstructed from PMT waveforms—which presents a computational challenge. We therefore followed the strategy in [9] and computed summary statistics for each PMT’s pulse list. For each PMT, the inputs of the networks are its pulse summary statistics, its position, its orientation, and some flags such as module type (IceCube or IceCube-Gen2) and saturation status.

So far, we have found the GraphNet implementation of the IceCube Kaggle competition—winning solution [10] to be our best-performing model. It combines graph neural networks (GNNs) with a transformer architecture, although we replaced the latter with the Performer approach [11], which uses an attention mechanism that scales approximately linearly with the input sequence length instead of quadratically. In fact, we observe a 4× speedup in training—a critical gain given that full model training can take several weeks on a GPU.

Two approaches were followed for the directional reconstruction of ν_μ CC:

- **3D von Mises-Fisher (3D-vMF):** The point-spread function is assumed to follow the 3D-vMF distribution. Accordingly, the network outputs four values: the three-component reconstructed direction vector and the concentration parameter κ . These are then used to evaluate the 3D-vMF likelihood, and the network is trained by minimizing the negative log-likelihood of that distribution.
- **Conditional normalizing flows:** First introduced for IceCube in [12], they represent a new paradigm in neutrino-telescope reconstruction. The goal is to predict the full posterior PDF of an event’s direction conditioned on the detector response. To this end, we feed the detector response into the model described above and then use an MLP to map its output onto the flow parameters. The network is trained by minimizing the negative log-likelihood of the predicted posterior PDF evaluated at the true direction. In our study, we used nine 2D-spherical flows from [13].

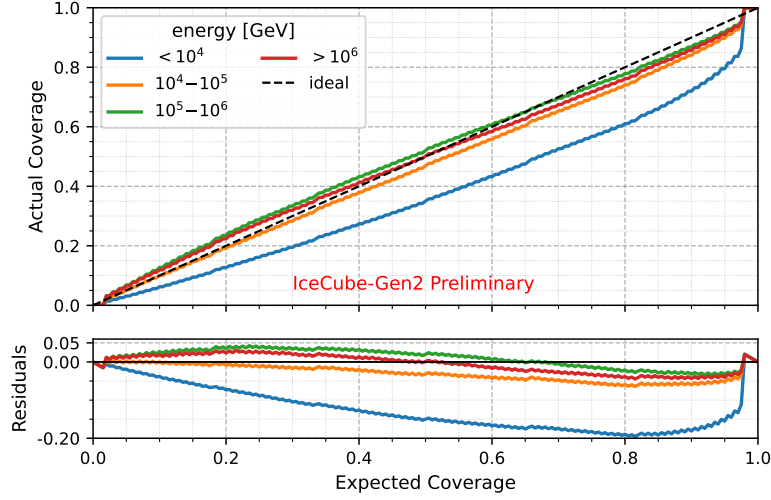


Figure 3: Predicted vs. observed coverage for conditional normalizing flows for different deposited energies.

3.2 Results

One of the most interesting aspects of conditional normalizing flows is their ability to predict asymmetric confidence contours. Figure 3 compares the nominal (expected) coverage of the predicted contours with their empirical coverage—the fraction of events whose true direction lies inside the contour—across different deposited-energy bins. The contours agree to within 5 % for energies above 10 TeV but exhibit undercoverage at lower energies. This undercoverage indicates overfitting in the low-energy regime, which could be mitigated by augmenting the training set with additional low-energy events or by applying appropriate weighting during training.

A von Mises–Fisher approximation to the flows’ posterior PDF was performed as explained in [12], yielding a concentration parameter κ . For large κ , the 2-D Gaussian standard deviation can be approximated as $\sigma = 1/\sqrt{\kappa}$. We observed that this uncertainty estimate agrees well with expectations for the normalizing flows approach, but not for the direct 3D-vMF method. A quality cut $\sigma_{\text{flows}} < 1^\circ$ was applied in Figure 4, which shows the angular resolution of ν_μ CC events starting inside the detector volume (left) and outside (right) as a function of deposited energy. This cut retains about 40 % (55 %) of starting events from trigger level at 10 TeV (1 PeV) and 60 % (65 %) of through-going events at the same energies. Conditional normalizing flows deliver the best overall performance, with especially promising resolutions for starting ν_μ CC.

4. Noise Cleaning with Graph Neural Networks

Radioactive decays in the glass of the optical modules generate background noise. The classical IceCube noise-cleaning algorithm filters reconstructed charge–time pulses according to their spatial and temporal distance from an initial set of seed pulses—this is known as Seeded RT (SRT) cleaning. Although this technique performs well for IceCube DOMs, its efficiency is poorer for next-generation DOMs, which exhibit higher noise rates and several PMTs.

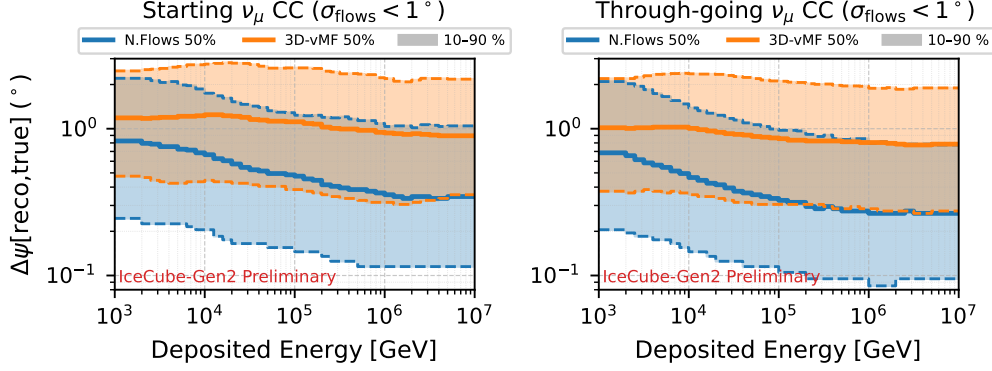


Figure 4: Angular resolution as a function of deposited energy for the different approaches for starting and through-going ν_μ CC.

We followed a similar approach to that of [14] and trained a graph neural network to perform the cleaning. Our baseline is an adaptation of the DynEdge GNN model [15] implemented in GraphNet [8]. Each event is treated as a point-cloud graph in which every pulse corresponds to a node whose features include the PMT position and orientation, as well as the pulse charge and time. The network is trained to binary-classify pulses as either physics or noise.

The model was trained on about two million simulated ν_μ CC and NC events, using only events that contained at most 10^5 pulses due to computational resources. Figure 5 shows the performance of an independent sample of unseen ν_μ CC and NC events. For benchmarking, the radial and temporal cuts of the standard IceCube SRT cleaning were scaled proportionally to the larger inter-string spacing expected for IceCube-Gen2.

The GNN-based approach suppresses more than 99 % of noise pulses for events containing up to 10^5 pulses, versus roughly 70 % for the classical SRT algorithm. Although SRT retains slightly more physics pulses in events with few pulses, the difference is small: at seven physics pulses per event, the median SRT retention exceeds the GNN by 0.8 pulses, and at 24 physics pulses per event, the median difference is less than 0.5 pulses.

Note that waveform simulation is not currently performed for IceCube-Gen2 PMTs, and the impact of mixed noise and physics hits within a single waveform will be studied in the future, although significant deviations are not expected.

5. Conclusion and Outlook

Three neural-network techniques for the IceCube-Gen2 optical array have been presented. They fully exploit the increased dimensionality and complexity of the new optical modules and outperform the classical baselines evaluated here. We showed that NN-based optical-module simulation captures both the asymmetry and the wavelength dependence of the modules' photon angular acceptance, with fast GPU inference. In addition, NN models reconstruct ν_μ CC events with sub-degree angular resolution while providing reliable asymmetric uncertainty contours. Finally, a GNN-based noise-cleaning algorithm removes > 99 % of noise pulses from radioactive decays in the IceCube-Gen2

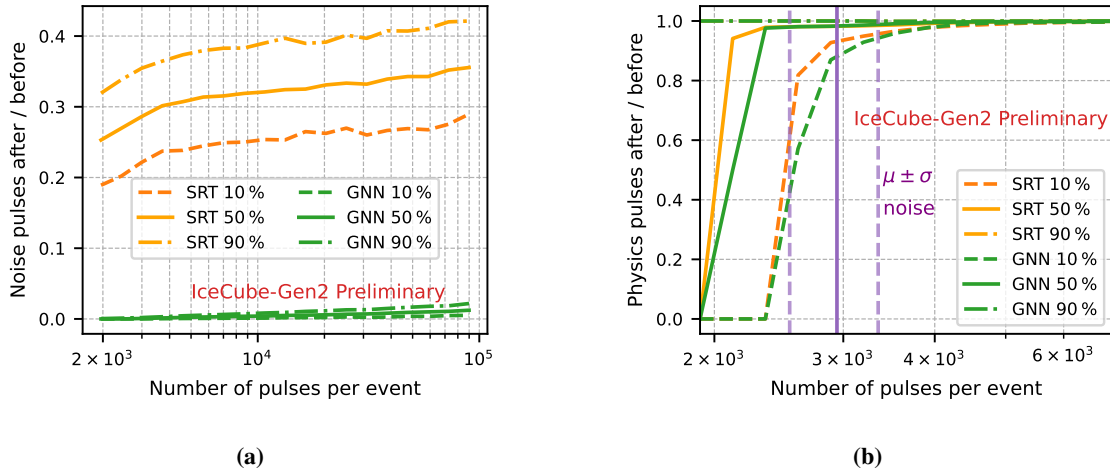


Figure 5: Remaining noise (a) and signal (b) pulse fractions versus total pulses per event, comparing the GNN-based cleaning to classical SRT; vertical purple lines in (b) mark the mean expected noise level $\pm 1 \sigma$.

DOM glass, compared with about 70 % for the classical SRT algorithm, while retaining comparable signal information. Future work will extend these techniques to event classification and energy reconstruction, aiming for a complete IceCube-Gen2 event-selection chain for analysis studies, and will explore model-compression methods to accelerate CPU inference.

References

- [1] **IceCube-Gen2** Collaboration, M. Kowalski, *PoS ICRC2025* (these proceedings) 1080.
- [2] **IceCube-Gen2** Collaboration, A. Kappes, *PoS ICRC2025* (these proceedings) 1072.
- [3] **IceCube** Collaboration, D. Chirkin, *Nucl. Instrum. Meth. A* **725** (2013) 141–143.
- [4] IceCube Collaboration, “OMSim.” <https://github.com/icecube/OMSim>. 2025.
- [5] F. J. Vara Carbonell, “OMNNSim.” <https://github.com/jvaracarbonell/OMNNSim>. 2025.
- [6] S. Kullback and R. A. Leibler, *Ann. Math. Stat.* **22** no. 1, (Mar., 1951) 79–86.
- [7] K. Schatto, *Stacked searches for high-energy neutrinos from blazars with IceCube*. PhD thesis, 2014.
- [8] A. Sogaard *et al.*, *JOSS* **8** no. 85, (May, 2023) 4971.
- [9] **IceCube** Collaboration, Abbasi, R. and others, *JINST* **16** no. 07, (2021) P07041.
- [10] H. Bukhari *et al.*, “Icecube – neutrinos in deep ice the top 3 solutions from the public kaggle competition,” 2023. <https://arxiv.org/abs/2310.15674>.
- [11] K. Choromanski *et al.*, “Rethinking attention with performers,” 2022. <https://arxiv.org/abs/2009.14794>.
- [12] **IceCube** Collaboration, T. Glüsenskamp, *PoS ICRC2023* (2023) 1003.
- [13] T. Glüsenskamp, “jammy_flows.” https://github.com/thoglu/jammy_flows. 2022.
- [14] **IceCube** Collaboration, P. Eller *et al.*, *PoS ICRC2023* (2023) 1036.
- [15] **IceCube** Collaboration, R. Abbasi *et al.*, *JINST* **17** no. 11, (2022) P11003.

Full Author List: IceCube-Gen2 Collaboration

R. Abbasi¹⁶, M. Ackermann⁷⁶, J. Adams²¹, S. K. Agarwalla^{46, a}, J. A. Aguilar¹⁰, M. Ahlers²⁵, J.M. Alameddine²⁶, S. Ali³⁹, N. M. Amin⁵², K. Andeen⁴⁹, G. Anton²⁹, C. Argüelles¹³, Y. Ashida⁶³, S. Athanasiadou⁷⁶, J. Audehm¹, S. N. Axani⁵², R. Babu²⁷, X. Bai⁶⁰, A. Balagopal V.⁵², M. Baricevic⁴⁶, S. W. Barwick³³, V. Basu⁶³, R. Bay⁶, J. Becker Tjus^{9, b}, P. Behrens¹, J. Beise⁷⁴, C. Bellenghi³⁰, B. Benkel⁷⁶, S. BenZvi⁶², D. Berley²², E. Bernardini^{58, c}, D. Z. Besson³⁹, A. Bishop⁴⁶, E. Blaufuss²², L. Bloom⁷⁰, S. Blot⁷⁶, M. Bohmer³⁰, F. Bontempo³⁴, J. Y. Book Motzkin¹³, J. Borowka¹, C. Boscolo Meneguolo^{58, c}, S. Böser⁴⁷, O. Botner⁷⁴, J. Böttcher¹, S. Bouma²⁹, J. Braun⁴⁶, B. Brinson⁴, Z. Brissou-Tsavoussis³⁶, R. T. Burley², M. Bustamante²⁵, D. Butterfield⁴⁶, M. A. Campana⁵⁹, K. Carloni¹³, M. Cataldo²⁹, S. Chattopadhyay^{46, a}, N. Chau¹⁰, Z. Chen⁶⁶, D. Chirkin⁴⁶, S. Choi⁶³, B. A. Clark²², R. Clark⁴¹, A. Coleman⁷⁴, P. Coleman¹, G. H. Collin¹⁴, D. A. Coloma Borja⁵⁸, J. M. Conrad¹⁴, R. Corley⁶³, D. F. Cowen^{71, 72}, C. Deaconu^{17, 20}, C. De Clercq¹¹, S. De Kockere¹¹, J. J. DeLaunay⁷¹, D. Delgado¹³, T. Delmeulle¹⁰, S. Deng¹, A. Desai⁴⁶, P. Desiati⁴⁶, K. D. de Vries¹¹, G. de Wasseige⁴³, J. C. Díaz-Vélez⁴⁶, S. DiKerby²⁷, M. Dittmer⁵¹, G. Do¹, A. Domi²⁹, L. Draper⁶³, L. Dueser¹, H. Dujmovic⁴⁶, D. Durnford²⁸, K. Dutta⁴⁷, M. A. DuVernois⁴⁶, T. Egby⁵, T. Ehrhardt⁴⁷, L. Eidenschink³⁰, A. Eimer²⁹, P. Eller³⁰, E. Ellinger⁷⁵, D. Elsässer²⁶, R. Engel^{34, 35}, H. Erpenbeck⁴⁶, W. Esmail⁵¹, S. Eulig¹³, J. Evans²², J. J. Evans⁴⁸, P. A. Evenson⁵², K. L. Fan²², K. Fang⁴⁶, K. Farrag¹⁵, A. R. Fazely⁵, A. Fedynitch⁶⁸, N. Feigl⁸, C. Finley⁶⁵, L. Fischer⁷⁶, B. Flaggs⁵², D. Fox⁷¹, A. Franckowiak⁹, T. Fujii⁵⁶, S. Fukami⁷⁶, P. Fürst¹, J. Gallagher⁴⁵, E. Ganster¹, A. Garcia¹³, G. Garg^{46, a}, E. Genton¹³, L. Gerhardt⁷, A. Ghadimi⁷⁰, P. Giri⁴⁰, C. Glaser⁷⁴, T. Glüsenkamp⁷⁴, S. Goswami^{37, 38}, A. Granados²⁷, D. Grant¹², S. J. Gray²², S. Griffin⁴⁶, S. Griswold⁶², D. Guevel⁴⁶, C. Günther¹, P. Gütjahr²⁶, C. Ha⁶⁴, C. Haack²⁹, A. Hallgren⁷⁴, S. Hallmann^{29, 76}, L. Halve¹, F. Halzen⁴⁶, L. Hamacher¹, M. Ha Minh³⁰, M. Handt¹, K. Hanson⁴⁶, J. Hardin¹⁴, A. A. Harnisch²⁷, P. Hatch³⁶, A. Haungs³⁴, J. Häußler¹, D. Heinen¹, K. Helbing⁷⁵, J. Hellrung⁹, B. Hendricks^{72, 73}, B. Henke²⁷, L. Hennig²⁹, F. Henningsen¹², J. Henrichs⁷⁶, L. Heuermann¹, N. Heyer⁷⁴, S. Hickford⁷⁵, A. Hildebrand⁶⁵, C. Hill¹⁵, G. C. Hill², K. D. Hoffman²², B. Hoffmann³⁴, D. Hooper⁴⁶, S. Hori⁴⁶, K. Hoshina^{46, d}, M. Hostert¹³, W. Hou³⁴, T. Huber³⁴, T. Huege³⁴, E. Huesca Santiago⁷⁶, K. Hultqvist⁶⁵, R. Hussain⁴⁶, K. Hymon^{26, 68}, A. Ishihara¹⁵, T. Ishii⁵⁶, W. Iwakiri¹⁵, M. Jacquart^{25, 46}, S. Jain⁴⁶, A. Jaitly^{29, 76}, O. Janik²⁹, M. Jansson⁴³, M. Jeong⁶³, M. Jin¹³, O. Kalekin²⁹, N. Kamp¹³, D. Kang³⁴, W. Kang⁵⁹, X. Kang⁵⁹, A. Kappes⁵¹, L. Kardum²⁶, T. Karg⁷⁶, M. Kari³⁰, A. Karle⁴⁶, A. Katil²⁸, T. Katori⁴¹, U. Katz²⁹, M. Kauer⁴⁶, J. L. Kelley⁴⁶, M. Khanal⁶³, A. Khattee Zathul⁴⁶, A. Kheirandish^{37, 38}, J. Kiryluk⁶⁶, M. Kleifges³⁴, C. Klein²⁹, S. R. Klein^{6, 7}, T. Kobayashi⁵⁶, Y. Kobayashi¹⁵, A. Kochocki²⁷, H. Kolanoski⁸, T. Kontrimas³⁰, L. Köpke⁴⁷, C. Kopper²⁹, D. J. Koskinen²⁵, P. Koundal⁵², M. Kowalski^{8, 76}, T. Kozynets²⁵, I. Kravchenko⁴⁰, N. Krieger⁹, J. Krishnamoorthi^{46, a}, T. Krishnan¹³, E. Krupczak²⁷, A. Kumar⁷⁶, E. Kun⁹, N. Kurahashi⁵⁹, N. Lad⁷⁶, L. Lallement Arnaud¹⁰, M. J. Larson²², F. Lauber⁷⁵, K. Leonard DeHoltan⁷², A. Leszczyńska⁵², J. Liao⁴, M. Liu⁴⁰, M. Liubarska²⁸, M. Lohan⁵⁰, J. LoSecco⁵⁵, C. Love⁵⁹, L. Lu⁴⁶, F. Lucarelli³¹, Y. Lyu^{6, 7}, J. Madsen⁴⁶, E. Magnus¹¹, K. B. M. Mahn²⁷, Y. Makino⁴⁶, E. Manao³⁰, S. Mancina^{58, e}, S. Mandalia⁴², W. Marie Sainte⁴⁶, I. C. Mariş¹⁰, S. Marka⁵⁴, Z. Marka⁵⁴, M. Marsee⁷⁰, L. Marten¹, I. Martinez-Soler¹³, R. Maruyama⁵³, F. Mayhew²⁷, F. McNally⁴⁴, J. V. Mead²⁵, K. Meagher⁴⁶, S. Mechbal⁷⁶, A. Medina²⁴, M. Meier¹⁵, Y. Merckx¹¹, L. Merten⁹, Z. Meyers⁷⁶, M. Mikhailova³⁹, A. Millsop⁴¹, J. Mitchell⁵, T. Montaruli³¹, R. W. Moore²⁸, Y. Morii¹⁵, R. Morse⁴⁶, A. Mosbrugger²⁹, M. Moulai⁴⁶, D. Mousadi^{29, 76}, T. Mukherjee³⁴, M. Muzio^{71, 72, 73}, R. Naab⁷⁶, M. Nakos⁴⁶, A. Narayan⁵⁰, U. Naumann⁷⁵, J. Necker⁷⁶, A. Nelles^{29, 76}, L. Neste⁶⁵, M. Neumann⁵¹, H. Niederhausen²⁷, M. U. Nisa²⁷, K. Noda¹⁵, A. Noell¹, A. Novikov⁵², E. Oberla^{17, 20}, A. Obertacke Pollmann¹⁵, V. O'Dell⁴⁶, A. Olivass²², R. Orscoe³⁰, J. Osborn⁴⁶, E. O'Sullivan⁷⁴, V. Palusova⁴⁷, L. Papp³⁰, A. Parenti¹⁰, N. Park³⁶, E. N. Paudel⁷⁰, L. Pauli⁶⁰, C. Pérez de los Heros⁷⁴, T. Pernice⁷⁶, T. C. Petersen²⁵, J. Peterson⁴⁶, A. Pizzuto⁴⁶, M. Plum⁶⁰, A. Pontén⁷⁴, Y. Popovych⁴⁷, M. Prado Rodriguez⁴⁶, B. Pries²⁷, R. Procter-Murphy²², G. T. Przybylski⁷, L. Pyras⁶³, J. Rack-Helleis⁴⁷, N. Rad⁷⁶, M. Rameez⁵⁰, M. Ravn⁷⁴, K. Rawlins³, Z. Rechav⁴⁶, A. Rehman⁵², E. Resconi³⁰, S. Reusch⁷⁶, C. D. Rho⁶⁷, W. Rhode²⁶, B. Riedel⁴⁶, M. Riegel³⁴, A. Rifaie⁷⁵, E. J. Roberts², S. Robertson^{6, 7}, M. Rongen²⁹, C. Rott⁶³, T. Ruhe²⁶, L. Ruohan³⁰, D. Ryckbosch³², I. Safa⁴⁶, J. Saffer³⁵, D. Salazar-Gallegos²⁷, P. Sampathkumar³⁴, A. Sandrock⁷⁵, P. Sandstrom⁴⁶, G. Sanger-Johnson²⁷, M. Santander⁷⁰, S. Sarkar⁵⁷, J. Savelberg¹, P. Savina⁴⁶, P. Schaile³⁰, M. Schaufel¹, H. Schieler³⁴, S. Schindler²⁹, L. Schlickmann⁴⁷, B. Schlüter⁵¹, F. Schlüter¹⁰, N. Schmeisser⁷⁵, T. Schmidt²², F. G. Schröder^{34, 52}, L. Schumacher²⁹, S. Schwirn¹, S. Scialfani²², D. Seckel⁵², L. Seen⁴⁶, M. Seikh³⁹, Z. Selcuk^{29, 76}, J. Selter⁵¹, S. Seunarine⁶¹, M. H. Shaevitz⁵⁴, R. Shah⁵⁹, S. Shefali³⁵, N. Shimizu¹⁵, M. Silva⁴⁶, B. Skrzypek⁶, R. Snihur⁴⁶, J. Soedingrekso²⁶, A. Sogaard²⁵, D. Soldin⁶³, P. Soldin¹, G. Sommani⁹, C. Spannfellner³⁰, G. M. Spiczak⁶¹, C. Spiering⁷⁶, J. Stachurska³², M. Stamatikos²⁴, T. Stanev⁵², T. Stezelberger⁷, J. Stoffels¹¹, T. Stürwald⁷⁵, T. Stuttard²⁵, G. W. Sullivan²², I. Taboada⁴, A. Taketa⁶⁹, T. Tamang⁵⁰, H. K. M. Tanaka⁶⁹, S. Ter-Antonyan⁵, A. Terliuk³⁰, M. Thiesmeyer⁴⁶, W. G. Thompson¹³, J. Thwaites⁴⁶, S. Tilav⁵², K. Tollefson²⁷, J. Torres^{23, 24}, S. Toscano¹⁰, D. Tosi⁴⁶, A. Trettin⁷⁶, Y. Tsunesada⁵⁶, J. P. Twagirayezu²⁷, A. K. Upadhyay^{46, a}, K. Upshaw⁵, A. Vaidyanathan⁴⁹, N. Valtonen-Mattila^{9, 74}, J. Valverde⁴⁹, J. Vandenbroucke⁴⁶, T. van Eeden⁷⁶, N. van Eijndhoven¹¹, L. van Rootselaar²⁶, J. van Santen⁷⁶, F. J. Vara Carbonell⁵¹, F. Varsi³⁵, D. Veberic³⁴, J. Veitch-Michaelis⁴⁶, M. Venugopal³⁴, S. Vergara Carrasco²¹, S. Verpoest⁵², A. Vieregge^{17, 18, 19, 20}, A. Vijai²², J. Villarreal¹⁴, C. Walck⁶⁵, A. Wang⁴, D. Washington⁷², C. Weaver²⁷, P. Weigel¹⁴, A. Weindl³⁴, J. Weldert⁴⁷, A. Y. Wen¹³, C. Wendt⁴⁶, J. Werthebach²⁶, M. Weyrauch³⁴, N. Whitehorn²⁷, C. H. Wiebusch¹, D. R. Williams⁷⁰, S. Wissel^{71, 72, 73}, L. Witthaus²⁶, M. Wolf³⁰, G. Wörner³⁴, G. Wrede²⁹, S. Wren⁴⁸, X. W. Xu⁵, J. P. Yañez²⁸, Y. Yao⁴⁶, E. Yildizci⁴⁶, S. Yoshida¹⁵, R. Young³⁹, F. Yu¹³, S. Yu⁶³, T. Yuan⁴⁶, A. Zegarelli⁹, S. Zhang²⁷, Z. Zhang⁶⁶, P. Zhelmin¹³, S. Zierke¹, P. Zilberman⁴⁶, M. Zimmermann⁴⁶

¹ III. Physikalisches Institut, RWTH Aachen University, D-52056 Aachen, Germany² Department of Physics, University of Adelaide, Adelaide, 5005, Australia³ Dept. of Physics and Astronomy, University of Alaska Anchorage, 3211 Providence Dr., Anchorage, AK 99508, USA⁴ School of Physics and Center for Relativistic Astrophysics, Georgia Institute of Technology, Atlanta, GA 30332, USA⁵ Dept. of Physics, Southern University, Baton Rouge, LA 70813, USA

- ⁶ Dept. of Physics, University of California, Berkeley, CA 94720, USA
- ⁷ Lawrence Berkeley National Laboratory, Berkeley, CA 94720, USA
- ⁸ Institut für Physik, Humboldt-Universität zu Berlin, D-12489 Berlin, Germany
- ⁹ Fakultät für Physik & Astronomie, Ruhr-Universität Bochum, D-44780 Bochum, Germany
- ¹⁰ Université Libre de Bruxelles, Science Faculty CP230, B-1050 Brussels, Belgium
- ¹¹ Vrije Universiteit Brussel (VUB), Dienst ELEM, B-1050 Brussels, Belgium
- ¹² Dept. of Physics, Simon Fraser University, Burnaby, BC V5A 1S6, Canada
- ¹³ Department of Physics and Laboratory for Particle Physics and Cosmology, Harvard University, Cambridge, MA 02138, USA
- ¹⁴ Dept. of Physics, Massachusetts Institute of Technology, Cambridge, MA 02139, USA
- ¹⁵ Dept. of Physics and The International Center for Hadron Astrophysics, Chiba University, Chiba 263-8522, Japan
- ¹⁶ Department of Physics, Loyola University Chicago, Chicago, IL 60660, USA
- ¹⁷ Dept. of Astronomy and Astrophysics, University of Chicago, Chicago, IL 60637, USA
- ¹⁸ Dept. of Physics, University of Chicago, Chicago, IL 60637, USA
- ¹⁹ Enrico Fermi Institute, University of Chicago, Chicago, IL 60637, USA
- ²⁰ Kavli Institute for Cosmological Physics, University of Chicago, Chicago, IL 60637, USA
- ²¹ Dept. of Physics and Astronomy, University of Canterbury, Private Bag 4800, Christchurch, New Zealand
- ²² Dept. of Physics, University of Maryland, College Park, MD 20742, USA
- ²³ Dept. of Astronomy, Ohio State University, Columbus, OH 43210, USA
- ²⁴ Dept. of Physics and Center for Cosmology and Astro-Particle Physics, Ohio State University, Columbus, OH 43210, USA
- ²⁵ Niels Bohr Institute, University of Copenhagen, DK-2100 Copenhagen, Denmark
- ²⁶ Dept. of Physics, TU Dortmund University, D-44221 Dortmund, Germany
- ²⁷ Dept. of Physics and Astronomy, Michigan State University, East Lansing, MI 48824, USA
- ²⁸ Dept. of Physics, University of Alberta, Edmonton, Alberta, T6G 2E1, Canada
- ²⁹ Erlangen Centre for Astroparticle Physics, Friedrich-Alexander-Universität Erlangen-Nürnberg, D-91058 Erlangen, Germany
- ³⁰ Physik-department, Technische Universität München, D-85748 Garching, Germany
- ³¹ Département de physique nucléaire et corpusculaire, Université de Genève, CH-1211 Genève, Switzerland
- ³² Dept. of Physics and Astronomy, University of Gent, B-9000 Gent, Belgium
- ³³ Dept. of Physics and Astronomy, University of California, Irvine, CA 92697, USA
- ³⁴ Karlsruhe Institute of Technology, Institute for Astroparticle Physics, D-76021 Karlsruhe, Germany
- ³⁵ Karlsruhe Institute of Technology, Institute of Experimental Particle Physics, D-76021 Karlsruhe, Germany
- ³⁶ Dept. of Physics, Engineering Physics, and Astronomy, Queen's University, Kingston, ON K7L 3N6, Canada
- ³⁷ Department of Physics & Astronomy, University of Nevada, Las Vegas, NV 89154, USA
- ³⁸ Nevada Center for Astrophysics, University of Nevada, Las Vegas, NV 89154, USA
- ³⁹ Dept. of Physics and Astronomy, University of Kansas, Lawrence, KS 66045, USA
- ⁴⁰ Dept. of Physics and Astronomy, University of Nebraska—Lincoln, Lincoln, Nebraska 68588, USA
- ⁴¹ Dept. of Physics, King's College London, London WC2R 2LS, United Kingdom
- ⁴² School of Physics and Astronomy, Queen Mary University of London, London E1 4NS, United Kingdom
- ⁴³ Centre for Cosmology, Particle Physics and Phenomenology - CP3, Université catholique de Louvain, Louvain-la-Neuve, Belgium
- ⁴⁴ Department of Physics, Mercer University, Macon, GA 31207-0001, USA
- ⁴⁵ Dept. of Astronomy, University of Wisconsin—Madison, Madison, WI 53706, USA
- ⁴⁶ Dept. of Physics and Wisconsin IceCube Particle Astrophysics Center, University of Wisconsin—Madison, Madison, WI 53706, USA
- ⁴⁷ Institute of Physics, University of Mainz, Staudinger Weg 7, D-55099 Mainz, Germany
- ⁴⁸ School of Physics and Astronomy, The University of Manchester, Oxford Road, Manchester, M13 9PL, United Kingdom
- ⁴⁹ Department of Physics, Marquette University, Milwaukee, WI 53201, USA
- ⁵⁰ Dept. of High Energy Physics, Tata Institute of Fundamental Research, Colaba, Mumbai 400 005, India
- ⁵¹ Institut für Kernphysik, Universität Münster, D-48149 Münster, Germany
- ⁵² Bartol Research Institute and Dept. of Physics and Astronomy, University of Delaware, Newark, DE 19716, USA
- ⁵³ Dept. of Physics, Yale University, New Haven, CT 06520, USA
- ⁵⁴ Columbia Astrophysics and Nevis Laboratories, Columbia University, New York, NY 10027, USA
- ⁵⁵ Dept. of Physics, University of Notre Dame du Lac, 225 Nieuwland Science Hall, Notre Dame, IN 46556-5670, USA
- ⁵⁶ Graduate School of Science and NITEP, Osaka Metropolitan University, Osaka 558-8585, Japan
- ⁵⁷ Dept. of Physics, University of Oxford, Parks Road, Oxford OX1 3PU, United Kingdom
- ⁵⁸ Dipartimento di Fisica e Astronomia Galileo Galilei, Università Degli Studi di Padova, I-35122 Padova PD, Italy
- ⁵⁹ Dept. of Physics, Drexel University, 3141 Chestnut Street, Philadelphia, PA 19104, USA
- ⁶⁰ Physics Department, South Dakota School of Mines and Technology, Rapid City, SD 57701, USA
- ⁶¹ Dept. of Physics, University of Wisconsin, River Falls, WI 54022, USA
- ⁶² Dept. of Physics and Astronomy, University of Rochester, Rochester, NY 14627, USA
- ⁶³ Department of Physics and Astronomy, University of Utah, Salt Lake City, UT 84112, USA
- ⁶⁴ Dept. of Physics, Chung-Ang University, Seoul 06974, Republic of Korea
- ⁶⁵ Oskar Klein Centre and Dept. of Physics, Stockholm University, SE-10691 Stockholm, Sweden

⁶⁶ Dept. of Physics and Astronomy, Stony Brook University, Stony Brook, NY 11794-3800, USA

⁶⁷ Dept. of Physics, Sungkyunkwan University, Suwon 16419, Republic of Korea

⁶⁸ Institute of Physics, Academia Sinica, Taipei, 11529, Taiwan

⁶⁹ Earthquake Research Institute, University of Tokyo, Bunkyo, Tokyo 113-0032, Japan

⁷⁰ Dept. of Physics and Astronomy, University of Alabama, Tuscaloosa, AL 35487, USA

⁷¹ Dept. of Astronomy and Astrophysics, Pennsylvania State University, University Park, PA 16802, USA

⁷² Dept. of Physics, Pennsylvania State University, University Park, PA 16802, USA

⁷³ Institute of Gravitation and the Cosmos, Center for Multi-Messenger Astrophysics, Pennsylvania State University, University Park, PA 16802, USA

⁷⁴ Dept. of Physics and Astronomy, Uppsala University, Box 516, SE-75120 Uppsala, Sweden

⁷⁵ Dept. of Physics, University of Wuppertal, D-42119 Wuppertal, Germany

⁷⁶ Deutsches Elektronen-Synchrotron DESY, Platanenallee 6, D-15738 Zeuthen, Germany

^a also at Institute of Physics, Sachivalaya Marg, Sainik School Post, Bhubaneswar 751005, India

^b also at Department of Space, Earth and Environment, Chalmers University of Technology, 412 96 Gothenburg, Sweden

^c also at INFN Padova, I-35131 Padova, Italy

^d also at Earthquake Research Institute, University of Tokyo, Bunkyo, Tokyo 113-0032, Japan

^e now at INFN Padova, I-35131 Padova, Italy

Acknowledgments

The authors gratefully acknowledge the support from the following agencies and institutions: USA – U.S. National Science Foundation-Office of Polar Programs, U.S. National Science Foundation-Physics Division, U.S. National Science Foundation-EPSCoR, U.S. National Science Foundation-Office of Advanced Cyberinfrastructure, Wisconsin Alumni Research Foundation, Center for High Throughput Computing (CHTC) at the University of Wisconsin–Madison, Open Science Grid (OSG), Partnership to Advance Throughput Computing (PATH), Advanced Cyberinfrastructure Coordination Ecosystem: Services & Support (ACCESS), Frontera and Ranch computing project at the Texas Advanced Computing Center, U.S. Department of Energy-National Energy Research Scientific Computing Center, Particle astrophysics research computing center at the University of Maryland, Institute for Cyber-Enabled Research at Michigan State University, Astroparticle physics computational facility at Marquette University, NVIDIA Corporation, and Google Cloud Platform; Belgium – Funds for Scientific Research (FRS-FNRS and FWO), FWO Odysseus and Big Science programmes, and Belgian Federal Science Policy Office (Belspo); Germany – Bundesministerium für Forschung, Technologie und Raumfahrt (BMFT), Deutsche Forschungsgemeinschaft (DFG), Helmholtz Alliance for Astroparticle Physics (HAP), Initiative and Networking Fund of the Helmholtz Association, Deutsches Elektronen Synchrotron (DESY), and High Performance Computing cluster of the RWTH Aachen; Sweden – Swedish Research Council, Swedish Polar Research Secretariat, Swedish National Infrastructure for Computing (SNIC), and Knut and Alice Wallenberg Foundation; European Union – EGI Advanced Computing for research; Australia – Australian Research Council; Canada – Natural Sciences and Engineering Research Council of Canada, Calcul Québec, Compute Ontario, Canada Foundation for Innovation, WestGrid, and Digital Research Alliance of Canada; Denmark – Villum Fonden, Carlsberg Foundation, and European Commission; New Zealand – Marsden Fund; Japan – Japan Society for Promotion of Science (JSPS) and Institute for Global Prominent Research (IGPR) of Chiba University; Korea – National Research Foundation of Korea (NRF); Switzerland – Swiss National Science Foundation (SNSF).