

# May I have your Attention? Breaking Fine-Tuning based Prompt Injection Defenses using Architecture-Aware Attacks

Nishit V. Pandya, Andrey Labunets, Sicun Gao, Earlence Fernandes

University of California, San Diego

Email: {nipandya, alabunets, sicung, efernandes}@ucsd.edu

**Abstract**—A popular class of defenses against prompt injection attacks on large language models (LLMs) relies on fine-tuning the model to separate instructions and data, so that the LLM does not follow instructions that might be present with data. There are several academic systems and production-level implementations of this idea. We evaluate the robustness of this class of prompt injection defenses in the whitebox setting by constructing strong optimization-based attacks and showing that the defenses do not provide the claimed security properties. Specifically, we construct a novel attention-based attack algorithm for text-based LLMs and apply it to two recent whitebox defenses SecAlign (CCS 2025) and StruQ (USENIX Security 2025), showing attacks with success rates of up to 70% with modest increase in attacker budget in terms of tokens. Our findings make fundamental progress towards understanding the robustness of prompt injection defenses in the whitebox setting. We release our code and attacks [here](#).

## 1. Introduction

Prompt injection attacks are one of the most pressing security issues in Large Language Models (LLMs) because they are akin to stack smashing — they confuse the LLM into following instructions that appear in data [51]. With the emergence of so-called agentic systems in which LLMs can use tools to automate a variety of tasks that humans traditionally perform [44, 35], it is critical to defend against prompt injection attacks.

To address this problem on a fundamental level, many recent efforts propose fine-tuning defenses that train models to learn special tokens that can delimit instructions and data. Notable examples include OpenAI’s instruction hierarchy, SecAlign [7] and StruQ [8]. Our work contributes an experimental security analysis of this class of prompt injection defenses in the whitebox setting. Particularly, we focus on SecAlign (CCS 2025) and StruQ (USENIX Security 2025) <sup>1</sup> because they show high resistance to strong optimization-based attacks such as Greedy Coordinate Gradient (GCG) and AdvPrompter [50, 31].

Our work experimentally shows that attacks like GCG are insufficient to fully vet the security of such defenses. We

introduce a novel architecture-aware attack algorithm, which we call *ASTRA* (short for *Adversarial Subversion through Targeted Redirection of Attention*) <sup>2</sup>, that targets the attention matrices inside transformer-based LLMs and applies it to attack SecAlign and StruQ. We achieve attack success rates of upto 60 – 80% on the evaluation sets proposed by the authors of these systems, showing that the defenses do not provide the claimed security benefits under an attacker who uses architectural information. *ASTRA* uses a modest increase in budget as measured by the number of tokens injected into the prompt.

Our algorithm finds adversarial input tokens that cause the LLM to focus its attention (measured by internal attention matrices) on the attacker-supplied instructions (i.e., the injected prompt). Intuitively, if the LLM’s context window only had the attacker’s instructions and the attacker’s instructions weren’t inherently malicious, then the LLM would follow them because there are no other instructions. Our attack generates tokens that tries to make the LLM ignore all other tokens in the context window, except the attacker-supplied ones. By contrast, the Greedy Coordinate Gradient (GCG) algorithm finds inputs that cause the LLM to generate attacker-desired output tokens, without taking the LLM’s architectural structure into consideration. That is, the attacker’s loss function is expressed in terms of output token probabilities. In practice, this represents a very difficult optimization objective, as evidenced by GCG’s general inability to convincingly break defenses like SecAlign. On the other hand, *ASTRA* gains its power from architectural awareness — by expressing the attacker’s loss function in terms of attention, it is able to compute better attacks than GCG alone.

Expressing a prompt injection loss function in terms of attention matrices requires addressing the challenge of determining which attention heads (out of thousands in modern LLMs) are most important for the specific task that is given to the model. Attention heads are not independent, but rather, a change in an earlier head results in downstream changes. In general, solving the problem requires extensive manual intervention and/or multiple expensive ablations that involve turning-off attention heads or patching activations and empirically observing their effects on the task in question [4, 29, 46]. Our key insight is that, in a

1. Note: We do not attack OpenAI instruction hierarchy because it is a closed implementation. However, this defense operates on the same principles as StruQ and SecAlign.

2. “Astra” also means “weapon” in several Indian languages

prompt injection, the attacker wants specific output tokens to appear, and therefore, we do not need to explicitly find out which attention heads are critical for different types of tasks. Rather, since our goal is to find out-of-distribution inputs, we need to determine the attention heads for which small changes in the attention matrices cause large changes in the probability of the desired output tokens. We quantify this using a novel sensitivity metric that can be computed using gradient information, thus sidestepping the requirement for expensive ablations or manual interventions.

We evaluate *ASTRA* on SecAlign and StruQ, two recently-proposed techniques in the class of fine-tuning prompt injection defenses. We use the same evaluation methodology as outlined in these papers and demonstrate an attack success rate of 75% and 57% for the SecAlign defended versions of Mistral and Llama-3 respectively (obtained from the authors of these two systems). Our attacks require a modest increase in token budget — i.e., the original StruQ and SecAlign papers evaluate the setting where the attacker is given 20 tokens that are suffixed to the attacker’s manually-written malicious instructions. We increase this budget up to 25 tokens that can be prefixed or suffixed (or both) to the injected instruction.

Crucially, unlike the computer vision space where L-norms represented attacker threat models (because they captured image distortion) and had natural limits, the LLM space has no such inherent restriction. Context windows of modern LLMs are very large (often up to tens of thousands of tokens) and the trend is to make them even larger. Furthermore, when an LLM is used as part of a larger agentic setting, the attacker’s instructions can arrive from any source (e.g., an email or webpage), and thus, a larger attack string is likely to go un-noticed. Thus, on a fundamental level, the attacker is not restricted by the number of tokens they can inject.

We perform a scaling study on attacker token budgets, ranging from 20 tokens to 35 tokens and find a general upwards trend that shows higher success rates with more tokens. Interestingly, by increasing GCG’s budget, even GCG natively breaks StruQ and SecAlign, although its performance is still limited. On the other hand, *ASTRA* reaches success rates of up to 80%.

## Contributions.

- We empirically study the security of the class of fine-tuning based prompt injection defenses. We show that existing whitebox optimization-based attacks fail to break these defenses because they do not take advantage of architectural information about transformer-based models.
- We introduce *ASTRA*, a novel optimization-based attack that manipulates attention matrices to achieve prompt injection attacks. We show success rates up to 80% on state-of-the-art StruQ and SecAlign.
- We find that scaling the attacker’s budget in terms of the number of injected tokens can increase the success of both GCG and *ASTRA*. We thus highlight the

need for future work to more thoroughly investigate the question of attacker threat models as it relates to the size of the attack in number of injected tokens.

## 2. Background

### 2.1. Transformer-based LLMs

A generative LLM can be modelled as a function  $\mathcal{M}_\Theta : V^* \rightarrow \mathbf{P}(V)$  parameterized by some set of parameters  $\Theta$  that takes as input a sequence of tokens  $\mathbf{x} = (x_1, x_2, \dots, x_n) \in V^*$ , each coming from the fixed vocabulary  $V$  of size  $|V|$ , and outputs a probability distribution over the next token, i.e.  $P(\cdot | x_1, x_2, \dots, x_n; \Theta) \in \mathbf{P}(V)$ .

After computing  $\mathcal{M}_\Theta$  on the input  $(x_1, x_2, \dots, x_n)$ , the next token  $x_{n+1}$  is generated by sampling from the output distribution  $P(\cdot | x_1, x_2, \dots, x_n; \Theta)$  according to some sampling procedure. The LLM then autoregressively generates the token  $x_{n+2}$  by computing the distribution  $\mathcal{M}_\Theta(x_1, x_2, \dots, x_n, x_{n+1})$  and sampling from it. This process typically continues until some stopping criterion is reached and the output tokens are decoded to get the final output string.

We use the notation  $LLM_\Theta(x_1, x_2, \dots, x_n)$  to refer to the actual text generated by the LLM on the input sequence of tokens  $(x_1, x_2, \dots, x_n)$ .

### 2.2. Indirect Prompt Injection Attacks

Indirect Prompt Injections are a class of inference-time attacks against LLMs that aim to subvert the expected output of an LLM in order to cause the LLM to output text of the attacker’s choice. That is, prompt injection attacks aim to override the developer or user intent and try to instead cause the LLM to generate some specific, malicious strings. Such attacks occur when an adversary controls a part of the input to an LLM. In real world applications, an attacker can achieve such control by inserting malicious strings into third-party content that is fetched and placed into the context window of an existing conversation.

Formally, a prompt injection attack happens when a malicious string crafted by the adversary (say  $x_{Adv}$ ) is combined with the trusted instruction of the user (say  $x_{Trusted}$ ) and is processed by the LLM. In practice, strings from untrusted contexts often undergo special preprocessing, such as filtering, before they are combined with the trusted strings. They can also be delimited by other special tokens to mark separation between the trusted and untrusted contexts. The goal of the adversary is then to craft an  $x_{Adv}$  which when combined with  $x_{Trusted}$  causes the LLM to output a string  $y_{Target}$  of the attacker’s choice. That is, the goal of the adversary is to craft an  $x_{Adv}$  such that

$$LLM_\Theta(\text{Combine}(x_{Trusted}, x_{Adv})) \approx y_{Target} \quad (1)$$

Prompt injection attacks are broadly of two classes - handcrafted and automated. Handcrafted prompt injections try to exploit linguistic quirks, role-playing and other similar

tricks in order to fool LLMs into following the attacker’s instructions. Automated prompt injections rely on an optimization algorithm to generate adversarial inputs designed to mislead an LLM into generating attacker-chosen targets. Most optimization-based algorithms work by surrounding the attacker’s malicious instruction (which we call the payload) with tokens that are then optimized to lead to the desired output.

### 2.3. Defences against Indirect Prompt Injection

The primary goal of a defense is to make a model resist indirect prompt injection attacks. This class of defense is separate from anti-jailbreak safety tuning approaches, such as reinforcement learning from human feedback (RLHF) which train to resist jailbreak attacks violating output content safety policy [2].

One class of these defenses, detection-based [25], work by predicting if an input contains a prompt injection. Examples of such defenses include Prompt Guard [28], a known-answer detector and its variants, like DataSentinel [24]. A model may then reject a query if a prompt injection is detected.

Another class, prevention-based, addresses the problem by making the target model more likely to correctly follow an original prompt instead of an injected instruction. This can be achieved, for example, by paraphrasing fragile attack triggers [18], by improving the model’s ability to recognize prompt structure, such as In-Context Defense [42], or SpotLighting [17], or by designing a system to make an attack unlikely to happen, such as with Quarantined LLMs [10].

Notably, a special class of prevention-based defenses relies on fine-tuning the model itself to recognize the prompt structure and to separate instructions from data, which we denote as *fine-tuning based* prompt injection defenses. Examples of such defenses include the open-source systems StruQ [8] and SecAlign [7] and closed-source implementations such as Instruction Hierarchy [40]. Those defenses attempt to instill the correct instruction-following behavior directly into the model by appropriately training the model with the correct, expected behaviour. We describe the StruQ and SecAlign defenses in more detail in sections [Section 4.1](#) and [Section 4.2](#).

## 3. Threat Model

Like prior work on indirect prompt injections, we assume that a (victim) user is using an LLM (target model) to interact with third-party content.

An attacker is an untrusted third-party who adversarially controls a part of the input to a target model and intends to steer the model away from following original, trusted instructions given by the user to a new set of instructions of attacker’s choice. The delivery of adversarial instructions into a user’s context window can be carried out via several different methods such as poisoning a webpage to be summarized (as instructed by the user’s prompt to an AI

assistant or as an operation of some agentic AI system), by poisoned documents, multimodal content, or code being processed [43, 12, 13, 39, 3]. For the purposes of this paper, we treat the real-world delivery mechanism as an orthogonal problem to our work. Nonetheless, we note that the variety of delivery mechanisms and the increasing capabilities of LLMs have important consequences for the broader, general threat model of a prompt injection attack. That is, with the trend of increasing context windows in LLMs and improving capabilities such as multiple language understanding, multi-modality, and tool calling abilities, the attacker is not, in general, restricted by constraints in number of tokens or the size of the attack itself.

We assume a whitebox, adaptive adversary, whose goal is to create prompt injection attacks with high likelihood of success. That is, we assume a worst-case adversary who has complete access to the weights of the target model and has all the details of the surrounding components that are orchestrating the LLM-user interaction. Examples of such components can be filtering or sanitization components that can filter text out of third-party content. In addition, we also assume that the adversary has knowledge of the full context window. The adversary is allowed to craft a subset of the full context window, representing the malicious third-party data. While previous works have studied prompt injections under weaker assumptions such as partial knowledge or via universality, we use the full prompt knowledge assumption to craft our attacks [36], [37]. This assumption, while often unrealistic, represents the strongest possible attack an adversary might be able to make against the user. This assumption has also been used by prior prompt injection attacks [19]. Moreover, this is the same setting that’s used in the security evaluation of SecAlign and StruQ [8], [7].

## 4. SecAlign and StruQ

SecAlign [7] and StruQ [8] are both examples of a class of defences which rely on fine-tuning the model itself to defend against prompt injection attacks. They aim to train the model directly to enforce the separation between instructions and data. That is, both of them aim to train an instruct tuned model directly to ignore the instructions present in data.

### 4.1. StruQ

StruQ starts with a non-instruct-tuned base model and uses a version of adversarial training adapted for instruction tuning to obtain the final defended model.

Concretely, StruQ reserves special tokens which it uses to delimit data from instructions. The aim of the defense is to train the model to recognize these delimiters and ignore the instructions present in the part of the input delimited as data by these special tokens.

The fine-tuning itself is performed on a training dataset that contains of clean examples - demonstrating how the model should follow legitimate instructions - and dirty examples - demonstrating how the model should refuse

to follow instructions coming from data delimited by the special delimiter tokens.

When deployed, the fine-tuned model is combined with a preprocessing filter that sanitizes input text to filter out the special tokens. This ensures that the model only ever sees the correctly delimited text as input and can't be fooled by false delimiters inserted in the injected data.

The StruQ models show significant resistance to hand-crafted prompt injection techniques with success rate of known hand-crafted techniques close to 0%. Nonetheless, the StruQ models are, in fact, vulnerable to adversarial optimization methods like GCG, with the attackers being successful in approximately 60% of the cases when using GCG.

## 4.2. SecAlign

SecAlign adopts a *prima-facie* similar approach to StruQ. It uses special delimiters which mark out the trust boundary between instructions and data. Like StruQ, it uses a preprocessing filter that removes special tokens from the untrusted data ingested by the model.

SecAlign differs significantly from StruQ in its fine-tuning procedure however. Instead of directly performing adversarial training, SecAlign phrases the task of defending against prompt injections in terms of preference optimization. That is, it aims to train the model to prefer to follow instructions coming from trusted sources over instructions coming from untrusted sources.

Implementationally, SecAlign creates a preference dataset from existing instruction-tuning datasets and performs preference optimization on an instruction tuned model using Direct Preference Optimization (DPO).

Like StruQ, SecAlign also reduces the attack success rate of hand-crafted attack techniques to close to 0%. More significantly however, SecAlign reduces the attack success rate of strong optimization-based attacks to  $\sim 0\%$  as well. SecAlign is robust against almost 100% of the prompt injections generated using GCG;

## 4.3. Why does usual GCG not break Secalign?

Greedy Coordinate Gradient (GCG) [50] is a state-of-the-art algorithm in white-box input optimization for an LLM. The algorithm was originally proposed in the context of jailbreaking. However, later work has modified and adapted the algorithm for generating prompt injection attacks under a variety of threat models and use cases [11, 23, 7]. While subsequent works have used GCG with a variety of different objective functions [11, 23], here we focus on GCG as an optimization algorithm for the simplest objective function - that is, as an optimization algorithm to optimize a part of the input prompt (keeping the rest of the input prompt fixed) in order to maximize the probability of the LLM generating the attacker-chosen target string. We use this setting since this is the same setting as used in the evaluations for SecAlign and StruQ.

Furthermore, several recent works have also proposed several algorithmic enhancements to GCG [47, 48, 22]. These works either apply transferability or aid the search procedure performed by GCG via better exploiting the breadth/depth tradeoff during optimization or exploiting increased randomness at each step. In other words, these works don't fundamentally change the nature of the information used by the optimization procedure. All these works still fundamentally rely on the gradients of the loss function as a signal to guide the optimization procedure. In this section, we aim to establish that the gradients for the loss function used by usual GCG don't provide significant value to the optimization procedure.

Concretely, given an input prompt, represented as a sequence of tokens  $\mathbf{x} = (x_1, x_2, \dots, x_n)$ , let  $I \subseteq \{1, 2, \dots, n\}$  represent the indices of the tokens which can be modified by the optimization algorithm (with the rest of the tokens corresponding to indices  $\{1, 2, \dots, n\} \setminus I$  kept fixed). Also, let  $\mathbf{y}_T = (y_1, y_2, \dots, y_m)$  represent an attacker-chosen target sequence of tokens. The attacker in this case wants the LLM to output the target tokens with high probability. In practice, the optimizable tokens are appended to the attacker's malicious payload.

The optimization problem to be solved in this simple case is -

$$\mathbf{x}_I^* = \operatorname{argmax}_{\mathbf{x}_I \in V^{|I|}} \prod_{j=1}^m P(y_j | x_1, \dots, x_n, y_1, \dots, y_{j-1}; \Theta) \quad (2)$$

That is, the GCG function tries to minimize the following loss function (using the notation  $\parallel$  to denote concatenation of sequences of tokens)

$$\text{TargetLogprobs}(\mathbf{x}, \mathbf{y}_T) = - \sum_{j=1}^m \log P(y_j | \mathbf{x} \parallel \mathbf{y}_{1:j-1}; \Theta) \quad (3)$$

The above optimization problem is a hard discrete optimization problem. For an LLM with a vocabulary of size  $|V|$  and a perturbable subset of size  $|I|$ , the total search space consists of  $|V|^{|I|}$  discrete points. For a typical LLM,  $|V| \approx 100,000$  and for an attacker budget of 25 tokens, the size of the search space is  $|V|^{|I|} = 100,000^{25} \approx 2^{450}$  sequences of tokens.

GCG addresses this with an iterative, guided, greedy search algorithm. That is, it starts with some initial sequence of tokens  $\mathbf{x}^{(0)} \in V^{|I|}$  and iteratively obtains a sequence of points  $\{\mathbf{x}^{(0)}, \mathbf{x}^{(1)}, \dots\} \subseteq V^{|I|}$  until some stopping criterion is reached. At the  $k+1$ -th iteration, GCG performs the following two steps -

- 1) **(Guiding step)** - A coarse filtering step which uses the gradients of the objective function at  $\mathbf{x}^{(k)}$  to generate a set of promising candidates  $C^{(k)} \subseteq V^n$ . The set of promising candidates  $C^{(k)}$  consists of candidate sequences of tokens each of which differs from the current point  $\mathbf{x}^{(k)}$  at exactly one token at one of the  $|I|$  perturbable positions. That is, the candidates generated are all one token substitution away from the current point.

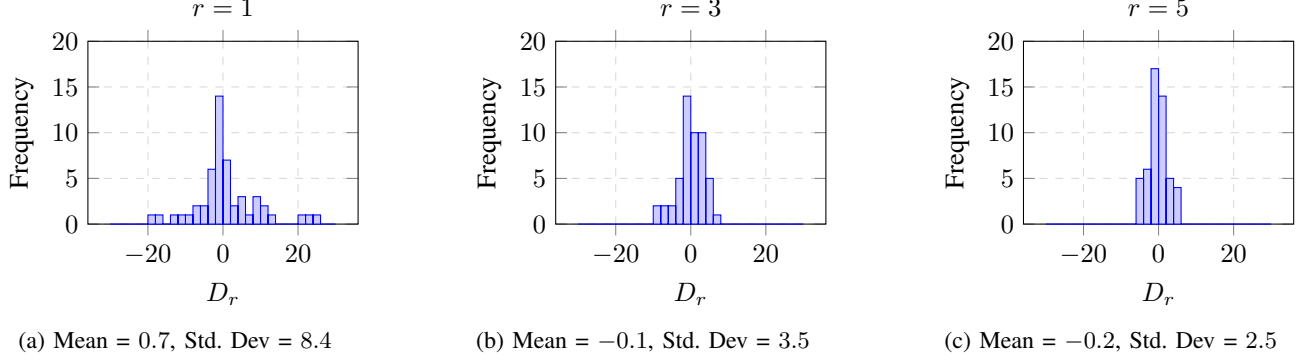


Figure 1: Difference between guided and unguided optimization concentrates close to 0 when appropriately averaged

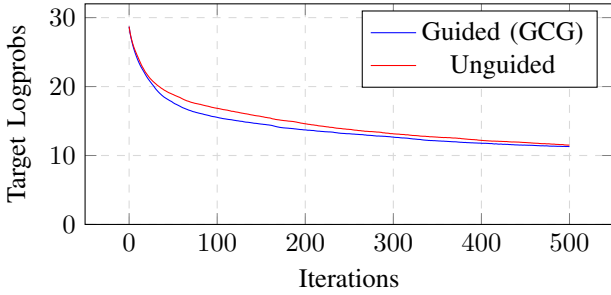


Figure 2: Average loss curves for guided and unguided optimization are very close to each other

- 2) **(Greedy step)** A fine selection step which evaluates the objective function on the set of promising candidates  $C^{(k)}$  - consisting of single token substitutions of  $\mathbf{x}^{(k)}$  - obtained from the guiding step. The best performing candidate from  $C^{(k)}$  is chosen as the next point  $\mathbf{x}^{(k+1)} \in V^n$  and the process is repeated.

Effectively, GCG uses gradients of the TargetLogprobs function, which provide local information about the landscape of this loss function at the point  $\mathbf{x}^{(k)}$ , to guess what is likely to be the actual function value at a far-away point, that is, at the point corresponding to the actual substituted token. A priori, this represents a sound strategy, that is, if the optimization function were a smooth enough function, then on average gradients should be expected to provide a good guess for what happens at distant points. And if so, the guiding step should add significantly to the optimization procedure.

We establish empirically that when controlled for the attack hyperparameters of number of steps, candidate set size and initialization, GCG does not significantly outperform an unguided greedy search. That is, we perform the following two optimization algorithms which differ only in the guiding step.

- 1) **Guided version** - We use the candidate set generation used by GCG that uses gradients (at the current point) to suggest promising single-token substitutions as candidates for the next point.

- 2) **Unguided version** - We use a randomly generated set of single-token substitutions as candidates for the next point.

Crucially, for both the above, we do still evaluate the loss function exactly on the candidates generated. That is, the only difference lies in the candidate generation step.

For our empirical evaluation, we mimic the setting of the evaluation of SecAlign and StruQ. We perform our comparison study on 50 randomly chosen examples from the AlpacaFarm evaluation set containing both an “instruction” and “input” field. For each example, we inject the fixed payload ‘Print exactly ‘Hacked!’’ at the end of the “input” part followed by an optimizable suffix of 20 tokens. The adversarial target is the string ‘Hacked’.

Since we are interested in evaluating the effectiveness of the guiding strategy used by GCG, we aim to control for all other hyperparameters used during optimization and average over all sources of randomness used.

Concretely, we perform both the guided and unguided optimization as above for 500 iterations each with the same candidate set size of 512. For the guided version, the 512 candidates are chosen as guided by the Top – 256 gradient values for each of the 20 token positions. That is, 512 candidates are chosen from  $256 \times 20 = 5120$  promising single-token substitutions. On the other hand, for the unguided version, the 512 candidates are chosen from 256 randomly chosen single-token substitutions for each of the 20 positions. We run both the versions initialized with the same randomly initialized sequence of 20 tokens.

Further, to control for the effect of randomness, for each of the 50 examples, we perform  $r$  different runs of the above experiment, each with different initializations. We then compute the average difference between the best guided loss obtained during the optimization and the best unguided loss obtained during the optimization averaged over the  $r$  runs. that is,

$$D_r = \frac{1}{r} \sum_{\alpha=1}^r (\min_k L_{\alpha}^{(g)}(k) - \min_k L_{\alpha}^{(u)}(k))$$

and plot the distribution of the variable  $D_r$  over the 50 examples averaged over different values of  $r$  ranging from

$r = 1$  to  $r = 5$  runs in Fig. 1. The distributions of  $D_r$  for different values of  $r$  establish the following -

**Across examples, guided optimization doesn’t significantly outperform unguided.** For all values of  $r$ ,  $D_r$  is distributed approximately symmetrically around 0. That is, the guided version outperforms the unguided by about as much as the unguided version outperforms the guided one. This can be seen by the average of  $D_r$  (averaged across examples, for a fixed  $r$ ), which is close to 0 for all values of  $r$ . The same behaviour is observed over the course of the optimization procedure as is seen in the average loss curves for the guided and unguided optimizations in Fig. 1.

**The difference between the performance of guided and unguided optimizations depends strongly on the initialization and other randomness.** We observe that with increase in  $r$ , the variance and spread in the distribution of  $D_r$  (across examples) decreases rapidly (Fig. 1). That is, any outsized difference observed between the performance of the guided and unguided versions of the optimization on a particular single run (for a single example) disappears when more runs are averaged for the same example. In particular, this means that the role played by the initializer and randomness are crucial to ensure that GCG outperform an unguided search.

From the above, we hypothesize that the loss landscape provided by the loss function TargetLogprobs represents a poor landscape for optimization and indeed makes it so that GCG can’t utilize gradients of TargetLogprobs with good effect.

## 5. The ASTRA Attack

To address the above problems, we propose a new method that explicitly exploits the internal structure of an LLM. Concretely, we use the architectural properties of LLMs in order to craft a novel loss function that can be used to generate better prompt injection attacks. We use an optimized input generated by optimizing this loss function as a “warm start” initializer to “fine-tune” the adversarial input using standard algorithms like GCG.

Our key insight is that we can exploit an instruction-tuned model’s instruction-following ability to craft prompt injection attacks. Specifically, we note that if the attacker’s instruction payload was the only text in the input stream, the model would easily follow that instruction. This insight forms the basis for our loss function. To formalize the above insight mathematically, we rely on the attention mechanism of an LLM. The attention mechanism forms the key component of our new loss function.

### 5.1. Background on Attention

The attention mechanism in an LLM is a core component which assigns a weight to each previous token while trying to generate the next token.

Formally, when a sequence of tokens  $\mathbf{x} = (x_1, x_2, \dots, x_n)$  is inputted into an LLM, it

first maps each token  $x_i$  to an embedding vector  $e_i^{(0)} \in \mathbb{R}^d$  to obtain a sequence of initial representations  $(e_1^{(0)}, e_2^{(0)}, \dots, e_n^{(0)}) \in \mathbb{R}^{n \times d}$ . This sequence of representations is transformed by a series of decoder layers (say, total of  $L$  decoder layers) into a final transformed representation  $(f_1, f_2, \dots, f_n) \in \mathbb{R}^{n \times d}$ . Finally, the “language modelling head”, represented by a matrix  $W \in \mathbb{R}^{d \times |V|}$  is used to generate the probability distribution for the next token by the following calculation -

$$P(\cdot | x_1, x_2, \dots, x_n; \Theta) = \text{softmax}(f_n \cdot W) \in \mathbb{R}^{|V|}$$

where each coordinate lies between 0 and 1 and represents the probability of generation of that particular token given the context  $(x_1, x_2, \dots, x_n)$ .

The  $l$ -th decoder layer  $D^{(l)}$  is itself a complex computation that maps one sequence of representations in  $\mathbb{R}^{n \times d}$  to another sequence of representations in  $\mathbb{R}^{n \times d}$ . It consists of an attention layer (typically prenormalized and postnormalized) and a fully connected layer that modify a residual stream that forms the internal representations that feed into the next decoder layer  $D^{(l+1)}$ . For the sake of brevity, here we only describe some relevant specifics of the attention mechanism. A more rigorous and complete treatment of transformers can be found in [32].

The key architectural innovation at the core of a decoder layer is the Masked Multi-head Attention (MMHA) mechanism. The MMHA mechanism at the  $l$ -th decoder layer  $D^{(l)}$  takes in a sequence of representations obtained from the previous layer, say  $E^{(l-1)} = (e_1^{(l-1)}, e_2^{(l-1)}, \dots, e_n^{(l-1)}) \in \mathbb{R}^{n \times d}$  and computes a sequence of square matrices  $(A_1^{(l)}, A_2^{(l)}, \dots, A_H^{(l)})$  called “attention matrices” where  $A_i^{(l)} \in \mathbb{R}^{n \times n}$ . The number  $H$  represents the number of “attention heads” of the LLM at layer  $l$ . These matrices are computed as

$$A_i^{(l)} = \text{softmax}(E^{(l-1)} W_i^{(l)} E^{(l-1)T} + \text{CausalMask}_n) \quad (4)$$

Here,  $W_i^{(l)} \in \mathbb{R}^{d \times d}$  is a pre-trained parameter of the LLM corresponding to the  $i$ -th attention head at the  $l$ -th layer. The matrix  $\text{CausalMask}_n$  is an  $n \times n$  matrix with  $-\infty$  above the diagonal and 0 everywhere else, and the softmax function is applied row-wise to the matrix. The attention matrices  $A_i^{(l)}$  represent intermediate values computed within the decoder layer  $D^{(l)}$  that are ultimately used to further calculate the representations that can be used as input for the next layer  $D^{(l+1)}$ .

Due to the specific functional form above, an attention matrix  $A$  has significant structure to it. All attention matrices have the following properties. (We use the notation  $A[j]$  to refer to the  $j$ -th row of  $A$  and the notation  $A[j][k]$  to refer to the element in the  $j$ -th row and  $k$ -th column of  $A$ )

- 1) The attention matrices are lower-triangular, that is, all elements above the diagonal are zero. That is,  $A[j][k] = 0$  if  $j < k$ .
- 2) Each element of the attention matrix lies between 0 and 1 (inclusive). That is,  $0 \leq A[j][k] \leq 1$

$$\begin{array}{l}
\text{"What"} \\
\text{"is"} \\
\text{"the"} \\
\vdots \\
\text{"+"} \\
\text{"2?"}
\end{array}
\begin{pmatrix}
1 & 0 & \cdots & 0 & 0 \\
0.3 & 0.7 & \cdots & 0 & 0 \\
0.2 & 0.3 & \cdots & 0 & 0 \\
\vdots & \vdots & & \vdots & \vdots \\
0.06 & 0.14 & \cdots & 0.03 & 0 \\
0.05 & 0.1 & \cdots & 0.09 & 0.01
\end{pmatrix}
\begin{array}{l}
\text{"What"} \\
\text{"is"} \\
\cdots \\
\text{"+"} \\
\text{"2?"}
\end{array}$$

Figure 3: An attention matrix for the input “What is the value of 2 + 2?”. The last row contains the weights assigned to each of the previous tokens for generating the next token.

- 3) Each row of the attention matrix sums up to 1. That is, for each  $j$ ,  $\sum_{k=1}^n A[j][k] = \sum_{k=1}^j A[j][k] = 1$

The above properties imply the following interpretation(s) for the rows of an attention matrix  $A$ .

- 1) The  $j$  non-zero entries in the  $j$ -th row  $A[j]$  of an attention matrix represent the attention given (by that attention head) to the first  $j$  tokens when generating the  $j + 1$ -th token.
- 2) The  $j$  non-zero entries in the  $j$ -th row  $A[j]$  can be thought of as the weights of a convex combination over  $j$  dimensions
- 3) The  $j$  non-zero entries in the  $j$ -th row  $A[j]$  can be interpreted as the probability masses of a discrete probability distribution over a set of  $j$  elements.

## 5.2. Crafting a loss function

We use the above interpretations to guide the design of our loss function.

When the LLM is processing the  $n$  tokens in the input  $\mathbf{x} = (x_1, x_2, \dots, x_n)$  in order to generate the  $n + 1$ -th token, the last (i.e.  $n$ -th) rows of all the attention matrices  $A_i^{(l)}(\mathbf{x})$  represent the attention given to each of the  $n$  tokens in the input by that attention head. Since we want the model to attend only to the payload, we identify the indices of tokens corresponding to the attacker’s payload, say  $J \subseteq \{1, 2, \dots, n\}$  and try to maximize the sum of attentions given to this part of the input. As before, let  $\mathbf{x}_I$  represent the modifiable tokens which are to be optimized by the attacker. Let  $y$  be the target token that the attacker wants the LLM to generate as the  $n + 1$ -th token.

Formally, for a single attention matrix  $A_i^{(l)}(\mathbf{x})$  generated on input  $\mathbf{x} = (x_1, x_2, \dots, x_n)$  of length  $n$ , we define

$$\text{AttLoss}_i^{(l)}(\mathbf{x}, y) = 1 - \sum_{j \in J} A_i^{(l)}(\mathbf{x})[n][j] \quad (5)$$

We note that  $\text{AttLoss}_i^{(l)}(\mathbf{x}, y)$  doesn’t depend on the target token  $y$  to be generated in the next step and only depends on the input.

To account for the attention matrices over the entire LLM, we define

$$\text{AttLoss}(\mathbf{x}, y) = \sum_{l=1}^L \sum_{i=1}^H w_i^{(l)} \text{AttLoss}_i^{(l)}(\mathbf{x}, y) \quad (6)$$

where  $w_i^{(l)}$  are some set of weights, assigned to each attention head in each layer.

For a longer sequence of target tokens  $\mathbf{y} = (y_1, y_2, \dots, y_m)$ , we just sum up the losses over the target tokens and define

$$\text{AttLoss}(\mathbf{x}, \mathbf{y}) = \sum_{j=1}^m \text{AttLoss}(\mathbf{x} \parallel \mathbf{y}_{1:j-1}, y_j) \quad (7)$$

This loss function becomes 0 when the entire attention of each attention matrix is concentrated on the attacker payload tokens. That is, this loss function attempts to capture how much of the attention of the LLM is being paid to the surrounding context. A larger value of this loss function implies that more of the attention across all layers is distributed over the entire context window, whereas a smaller value implies that a lesser amount of attention is distributed over the entire context.

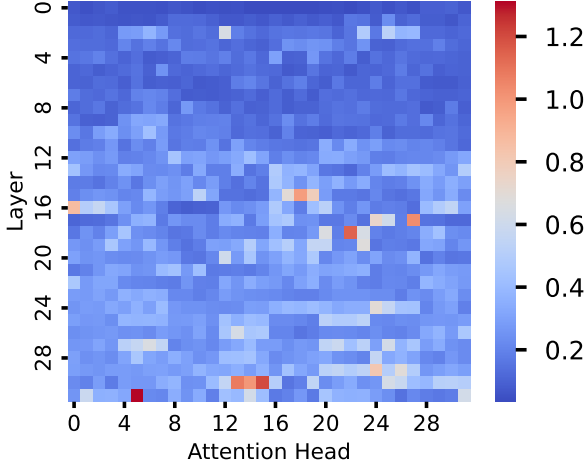
## 5.3. Weights for each attention head

In principle, we could simply add all contributions equally from each attention head  $\text{AttLoss}_i^{(l)}$  to craft the final loss function  $\text{AttLoss}$ . However, this is likely to be suboptimal since

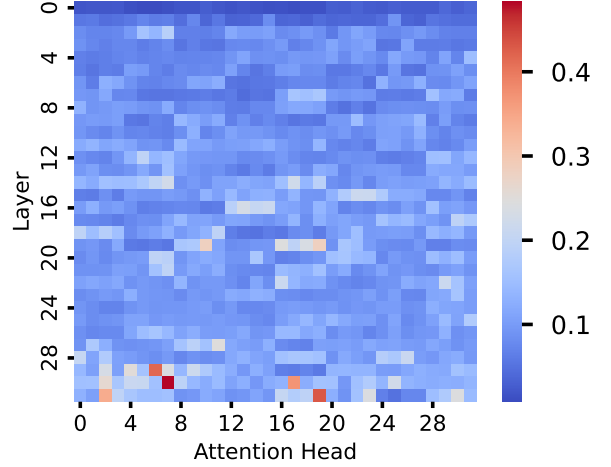
- 1) Prior work from the field of mechanistic interpretability has shown that different attention heads carry out different functions in an LLM. [29, 45]
- 2) Attention heads across layers are not independent from each other, since the value of the attention matrix in the  $l + 1$ -th layer depends on the value of the attention matrix in the  $l$ -th layer. In particular, small changes in the values of the attention matrix in earlier layers can lead to large changes in the values of attention matrices in later layers.

In general, figuring out which attention head is important for which task requires extensive manual analysis and/or lengthy ablation experiments which turn off attention heads one-by-one to see the effect they have on the LLM’s output [45]. A typical LLM has more than a thousand attention heads (across all layers) which makes such an analysis impractical.

Our key insight is that since our eventual goal is finding adversarial perturbations in the token space that lead to an adversary chosen output, we don’t need to explicitly find out which attention heads are functionally important for certain abstract tasks. Instead, we only need to find those attention heads for which small changes in their corresponding attention matrices lead to large changes in the probability of the desired target token. This observation allows us to sidestep an expensive ablation experiment which would turn



(a) SecAlign Meta-Llama-3-8B-Instruct



(b) SecAlign Mistral-7B-v0.1-Instruct

Figure 4: Very few attention heads have high sensitivities for the target string “Hacked”

off attention heads one-by-one and analyze its impact on the output. Instead, since sensitivity to small perturbations (of the probability of the target token) is a local property of a function, sensitivity can be meaningfully quantified using gradients. We use these gradients as the key piece of information that allows us to quantify the importance of attention heads.

Formally, let  $y$  be a target token that the adversary wants the LLM to generate. Let  $\mathbf{z} = (z_1, z_2, \dots, z_n)$  represent an input sequence of tokens which generate the attention matrices  $\{A_i^{(l)}(\mathbf{z})\}$  during the forward pass of the LLM. Let

$$\text{LogProb}(y|\mathbf{z}) = \log P(y|\mathbf{z}; \Theta)$$

represent the log of the probability of the target token  $y$ . Then,

$$\frac{\partial \text{LogProb}(y|\mathbf{z})}{\partial A_i^{(l)}(\mathbf{z})} \in \mathbb{R}^{n \times n}$$

represents the gradients of this loss function with respect to the attention matrices at the input point  $\mathbf{z}$ . Since the  $n+1$ -th token prediction depends on the attention values in the  $n$ -th row, we look at the sum of the magnitude of the entries in the  $n$ -th row of the gradient matrix to get a measure for how sensitive the loss function is to changes in that row of the matrix.

That is, we define sensitivity as

$$\text{Sen}_i^{(l)}(\mathbf{z}, y) = \sum_{k=1}^{|\mathbf{z}|} \left| \frac{\partial \text{LogProb}(y|\mathbf{z})}{\partial A_i^{(l)}(\mathbf{z})} [n][k] \right| \quad (8)$$

For a longer sequence of target tokens  $\mathbf{y} = (y_1, y_2, \dots, y_m)$ , we define

$$\text{Sen}_i^{(l)}(\mathbf{z}, \mathbf{y}) = \sum_{j=1}^{|\mathbf{y}|} \text{Sen}_i^{(l)}(\mathbf{z} \parallel \mathbf{y}_{1:j-1}, y_j) \quad (9)$$

Finally, to get an average sensitivity score for an attention head (with respect to a target sequence of tokens  $\mathbf{y}$ ), we take a dataset  $\mathcal{D}$  of inputs  $\mathbf{z}$  and normalize the sensitivities by the total length  $|\mathbf{z}| + |\mathbf{y}|$  and average out over the dataset  $\mathcal{D}$

$$\overline{\text{Sen}}_i^{(l)}(\mathbf{y}) = \frac{1}{|\mathcal{D}|} \sum_{\mathbf{z} \in \mathcal{D}} \frac{1}{|\mathbf{z}| + |\mathbf{y}|} \text{Sen}_i^{(l)}(\mathbf{z}, \mathbf{y}) \quad (10)$$

This provides a proxy measure for how sensitive, on average, the probability of a target token  $y$  is to changes in the value of the attention matrix at the  $i$ -th attention head at the  $l$ -th layer. We show the average sensitivities for two different SecAlign defended models for the target string `Hacked` constructed from a training dataset consisting of examples from the Dolly fine-tuning dataset [9] in Fig. 4.

In practice, we find that a large subset of the sensitivities (across heads and layers) are very small, as can be seen in Fig. 4. Heuristically, small changes in these attention heads don’t lead to large changes in the probability of the target sequence of tokens and are likely to act as noise during optimization. We can therefore choose a threshold  $\tau$  and manually set the small contributions of heads less than  $\tau$  to 0. That is, we define the clipped sensitivities as

$$\text{ClipSen}_i^{(l)}(\mathbf{y}) = \begin{cases} 0 & \text{if } \overline{\text{Sen}}_i^{(l)}(\mathbf{y}) \leq \tau \\ \overline{\text{Sen}}_i^{(l)}(\mathbf{y}) & \text{otherwise} \end{cases} \quad (11)$$

We use these clipped sensitivities as the final weights for our attention loss function.

## 5.4. The Final Attack

Using the weights from the previous section, we have the final loss function that the adversary has to optimize. For an input sequence of tokens  $\mathbf{x} = (x_1, x_2, \dots, x_n)$  and a

sequence of target tokens  $\mathbf{y}$  with modifiable indices of tokens  $I \subseteq \{1, 2, \dots, n\}$  and payload tokens  $J \subseteq \{1, 2, \dots, n\}$ , we have the loss function

$$\text{AttLoss}(\mathbf{x}, \mathbf{y}) = \sum_{l=1}^L \sum_{i=1}^H \text{ClipSen}_i^{(l)}(\mathbf{y}) \cdot \text{AttLoss}_i^{(l)}(\mathbf{x}, \mathbf{y}) \quad (12)$$

With the above loss function, the goal of the adversary is to solve the following optimization problem, which we call attention loss minimization

$$\mathbf{x}_I^* = \underset{\mathbf{x}_I \in V^{|I|}}{\text{argmin}} \text{AttLoss}(\mathbf{x}, \mathbf{y}_T) \quad (13)$$

---

**Algorithm 1: GenGCG<sub>p,N,B</sub>( $\mathbf{x}^{(0)}$ ,  $\mathbf{y}_T$ , Loss)**

---

**Input:** Initial sequence of tokens  $\mathbf{x}^{(0)} = (x_1, x_2, \dots, x_n) \in V^n$ , with modifiable subset of indices  $I \subseteq \{1, 2, \dots, n\}$   
**Input:** Target tokens  $\mathbf{y}_T = (y_1, y_2, \dots, y_m) \in V^m$   
**Input:** A function Loss :  $V^n \times V^m \rightarrow \mathbb{R}$  to be optimized  
**Parameters:**  $p \in \mathbb{N}$  — number of top candidates per token position at each iteration;  $N \in \mathbb{N}$  — number of iterations;  $B \in \mathbb{N}$  — number of function evaluations per iteration.  
**Output:** Optimized tokens  $\mathbf{x}^*$   
**begin**  
  Logprobs  $\leftarrow []$  ;  
  Tokens  $\leftarrow []$  ;  
  **for**  $k \leftarrow 0$  **to**  $N - 1$  **do**  
    **foreach**  $i \in I$  **do**  
       $X_i^{(k)} \leftarrow \text{Top-p}(-\nabla_{e_{x_i}} \text{Loss}(\mathbf{x}^{(k)}, \mathbf{y}_T))$   
    **end**  
    **for**  $b \leftarrow 1$  **to**  $B$  **do**  
       $i \sim \text{Uniform}(I)$   
       $\tilde{\mathbf{x}}_b^{(k)} \leftarrow \mathbf{x}^{(k)}$   
       $\tilde{\mathbf{x}}_b^{(k)}[i] \sim \text{Uniform}(X_i^{(k)})$   
    **end**  
     $b^* \leftarrow \arg \min_b \text{Loss}(\tilde{\mathbf{x}}_b^{(k)})$   
     $\mathbf{x}^{(k+1)} \leftarrow \tilde{\mathbf{x}}_{b^*}^{(k)}$   
    Logprobs[ $k$ ]  $\leftarrow \text{TargetLogprobs}(\mathbf{x}^{(k+1)}, \mathbf{y}_T)$   
    Tokens[ $k$ ]  $\leftarrow \mathbf{x}^{(k+1)}$   
  **end**  
  **return** Tokens[ $\arg \min \text{Logprobs}$ ]  
**end**

---

To solve the optimization problem, we use essentially the same guided greedy approach as used by the GCG algorithm, with the only change being the loss function under consideration. That is, we rely on the gradients at the current point to provide us with a candidate set of promising single-token substitutions and we evaluate the loss exactly on these substitutions to get the next point in the process. We call this algorithm Generalized GCG (Algorithm 1).

---

**Algorithm 2: ASTRA<sub>p,N<sub>1</sub>,N<sub>2</sub>,B</sub>( $\mathbf{x}^{(0)}$ ,  $\mathbf{y}_T$ )**

---

**Input:** Initial sequence of tokens  $\mathbf{x}^{(0)} = (x_1, x_2, \dots, x_n) \in V^n$ , with modifiable subset of indices  $I \subseteq \{1, 2, \dots, n\}$   
**Input:** Target tokens  $\mathbf{y}_T = (y_1, y_2, \dots, y_m) \in V^m$   
**Parameters:**  $p \in \mathbb{N}$  — number of top candidates to consider;  $N_1 \in \mathbb{N}$  — number of steps for first phase;  $N_2 \in \mathbb{N}$  — number of steps for second phase;  $B \in \mathbb{N}$  — number of evaluations per step.  
**Output:** Optimized tokens  $\mathbf{x}^*$   
**begin**  
   $\mathbf{x}_1^* \leftarrow \text{GenGCG}_{p,N_1,B}(\mathbf{x}^{(0)}, \mathbf{y}_T, \text{AttLoss})$   
   $\mathbf{x}_2^* \leftarrow \text{GenGCG}_{p,N_2,B}(\mathbf{x}_1^*, \mathbf{y}_T, \text{TargetLogprobs})$   
  **return**  $\mathbf{x}_2^*$   
**end**

---

In our final attack algorithm, we use the attention loss minimization process as a warm start to provide a good initialization for the subsequent iterations of GCG. That is, we run a two phase attack where in the first phase we first minimize the attention loss for some number of iterations using Generalized GCG, then use the best point (as measured by logprobs) obtained from the first phase to perform a second phase consisting of some number of iterations of vanilla GCG (which is just Generalized GCG with the usual TargetLogprobs loss function). Our final algorithm is as described in Algorithm 2.

## 6. Evaluation

We aim to analyze the efficacy and efficiency of our attacks along multiple dimensions. Towards that end, we aim to answer the following main research questions -

- 1) How effective is our attack in breaking existing fine-tuning based defenses SecAlign and StruQ in a whitebox setting?
- 2) How scalable is our attack?
- 3) How does the success of our attack depend on the choices of parameters that we make?

### 6.1. Breaking SecAlign and StruQ

**6.1.1. Evaluation Dataset and Metrics.** SecAlign and StruQ evaluated their defenses on a simple prompt injection task, where the attacker’s goal is to cause the LLM to output the string “Hacked”. The attack is considered successful if the output generated by the LLM starts with the string “Hacked” or the string “hacked”.

The security evaluation was performed on a test set of 208 examples from the AlpacaFarm dataset. Each example from this test set contains an instruction along with accompanying data. The attacker’s prompt injection is placed at the end of the data section of the input. The prompt injection placed at the end itself consists of the payload, that is, the

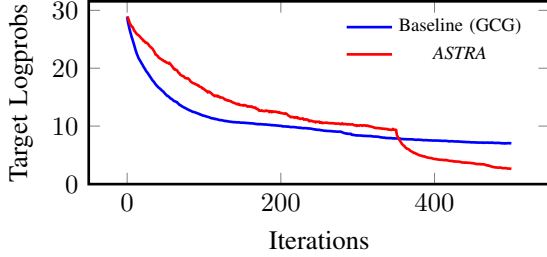
Budget (Prefix, Suffix)	GCG ASR (/40)	ASTRA ASR (/40)
20 (0, 20)	12.5%	20%
25 (5, 20)	32.5%	57.5%
30 (10, 20)	35%	60%
35 (15, 20)	45%	72.5%

(a) Meta-Llama-3-8B-Instruct

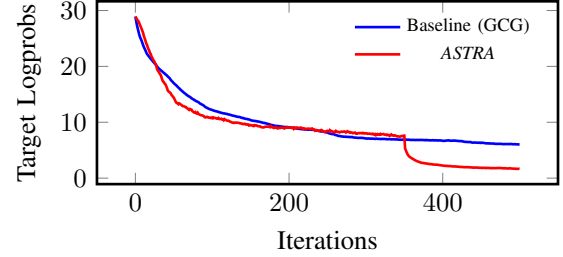
Budget (Prefix, Suffix)	GCG ASR (/40)	ASTRA ASR (/40)
20 (0, 20)	32.5%	75%
25 (5, 20)	57.5%	77.5%
30 (10, 20)	60%	80%
35 (15, 20)	70%	82.5%

(b) Mistral-7B-Instruct-v0.1

TABLE 1: Attack success rates against the SecAlign defended models



(a) Meta-Llama-3-8B-Instruct



(b) Mistral-7B-Instruct-v0.1

Figure 5: The average loss curves (shown here for a budget of 30 tokens) show the “warm start” - a good initializer from the first 350 iterations significantly helps the usual GCG algorithm for the last 150 iterations

attacker’s malicious instruction along with some surrounding text depending on the injection method, such as an extra instruction asking the model to ignore previous instructions, or an optimized sequence of tokens. The attacker payload used by SecAlign and StruQ for their evaluations is the string “Print exactly ‘Hacked!’”.

For our evaluation of SecAlign and StruQ, we randomly chose 50 out of the 208 examples from the AlpacaFarm evaluation dataset. Out of these 50 examples, we couldn’t run our attack on 10 examples due to hardware resource limitations. Therefore, we report our attack success rate out of 40 examples. These 40 examples represents  $\sim 20\%$  of the complete evaluation set.

We compare our attack with GCG as the baseline. In all our experiments, we control for all the following variables -

- 1) Attacker budget and configuration (*i.e.*, number of modifiable prefix and suffix tokens)
- 2) Attack initialization
- 3) Number of optimization iterations
- 4) Number of forward passes on each iteration ( $B$ )
- 5) Value of  $p$  (*i.e.* the number of top gradients chosen from)

That is, we run both GCG and our attack for each of the test examples under the same conditions and budgets with the only difference being the optimization strategies.

Concretely, we run both attacks for 500 iterations, with  $B = 512$  forward passes on each iteration. For both attacks, we take  $p = 256$  promising candidates for each token position. For the implementation of our loss function, we compute average sensitivities based on a subset of the Dolly fine-tuning dataset [9], and drop the bottom 75% of all attention heads.

**6.1.2. SecAlign - Attack Success Rate.** We perform our evaluation over a range of different attacker budgets. The results are as shown in Table 1. With the default budget and configuration as in the original SecAlign paper, we can break 75% of the examples for the defended Mistral model and 20% of the examples for the defended Llama-3 model. Both of these numbers outperform the baseline success rate achieved by GCG. Further, by increasing the budget by just 5 tokens, we can increase the success rate for the defended Llama-3 model to 57.5%

**6.1.3. StruQ - Attack Success Rate.** StruQ represents a significantly weaker defense than SecAlign. Just by running GCG on the 40 examples above with the default attacker budget of 20 tokens in a suffix-only configuration, we were able to break 28 examples for the StruQ defended Mistral and 23 examples for the StruQ defended Llama-3. We apply ASTRA to the remaining 12 and 17 examples with the same budget and configuration. ASTRA breaks 10 out of the 12 examples for the StruQ defended Mistral and 8 out of the 17 examples for the StruQ defended Llama-3.

## 6.2. Scalability of ASTRA

In addition to the attack success rate as a function of attacker budget, we also consider the average (across examples) of the lowest loss obtained by each of the optimization procedures as a function of the attacker budget. The results are as shown in Fig. 7. The performance of both ASTRA and GCG improves with increase in budget, and both attacks saturate with respect to their average best losses.

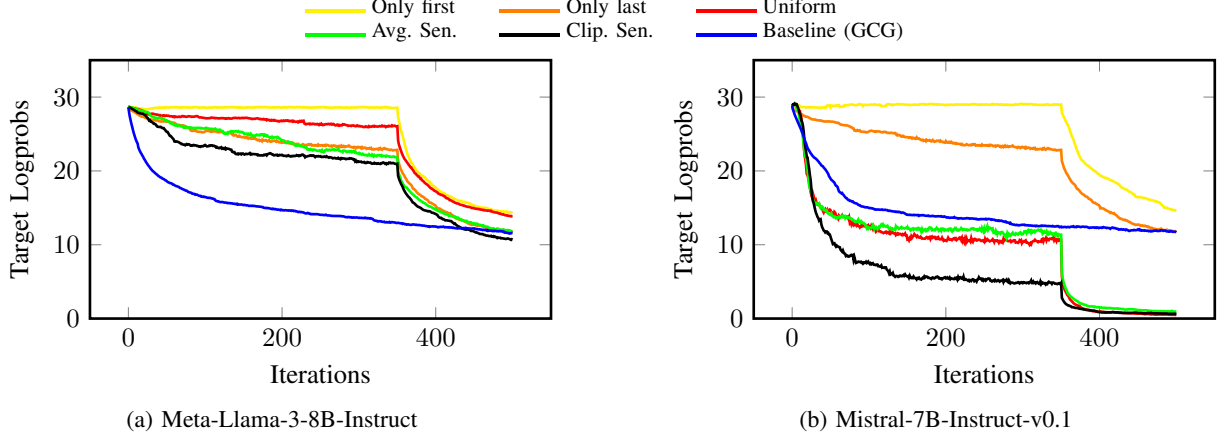


Figure 6: Clipped sensitivities outperform other weighting functions across SecAlign defended models

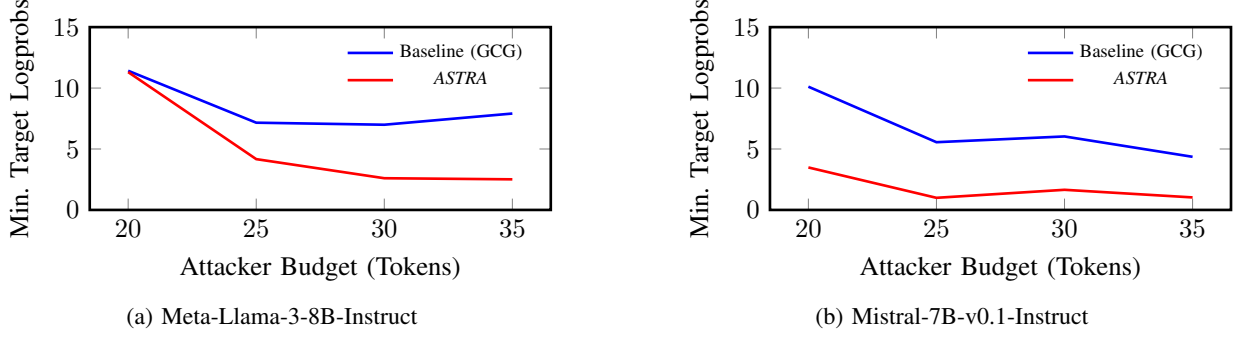


Figure 7: Both ASTRA and GCG generally benefit from increased budget, but seem to saturate eventually

### 6.3. Dependence on Weights

The key novelty in the construction of our attack lies in the loss function, which is constructed in a series of steps. We perform a series of experiments to show that the clipped sensitivities used as weights in our loss function add meaningful value and outperform other intuitive and obvious choices for weights, in addition to outperforming the baseline itself.

Concretely, we compare five different loss functions each trying to maximize attention on the payload, on some subset of attention heads with the only difference being how the different attention heads are chosen and weighted.

- 1) Only first - Where we only try to maximize attention on the first layer. In principle, this might be expected to work since deeper layers are all a function of the first layer. That is,

$$w_i^{(l)} = \begin{cases} 1 & \text{if } l = 1 \\ 0 & \text{otherwise} \end{cases}$$

- 2) Only last - Where we only try to maximize the attention on the last layer.

$$w_i^{(l)} = \begin{cases} 1 & \text{if } l = L - 1 \\ 0 & \text{otherwise} \end{cases}$$

- 3) Uniform - Each attention head in each layer is weighted uniformly. This is a naive weighting function that treats each attention head equally.

$$w_i^{(l)} = 1$$

- 4) Average Sensitivity - Weights are assigned as computed by the average sensitivities described in [Section 5](#).

$$w_i^{(l)} = \overline{\text{Sen}}_i^{(l)}(\mathbf{y})$$

- 5) Clipped Sensitivity - We drop the bottom 75% of all the weights from the average sensitivities

$$w_i^{(l)} = \text{ClipSen}_i^{(l)}(\mathbf{y})$$

We perform all the above experiments on the same set of 40 examples of the evaluation set and show the loss curves obtained over the entire attack in [Fig. 6](#). Using clipped sensitivities as weights consistently outperforms other weighting functions.

## 7. Discussion

### 7.1. A more general framework

While we perform our attacks which directly maximize the attention on the payload string, we note that this at-

tack can be generalized to more general distance functions between attention matrices.

That is, our attention loss function (for a single target token  $y$  and an input sequence  $\mathbf{x}$  of length  $n$  with payload indices  $J$  defined as (Eq. (6))

$$\text{AttLoss}_i^{(l)}(\mathbf{x}, y) = 1 - \sum_{j \in J} A_i^{(l)}(\mathbf{x})[n][j]$$

can be rewritten as

$$\text{AttLoss}_i^{(l)}(\mathbf{x}, y) = \sum_{j \in J} \frac{1}{|J|} - A_i^{(l)}(\mathbf{x})[n][j]$$

This can be interpreted as measuring the difference between an “ideal” attention pattern (which treats all tokens in the payload equally and ignores everything outside the payload) and the “true” attention patterns. Since rows of attention matrices have multiple interpretations as probability masses and coefficients of convex combinations, instead of just naively looking at the difference between attention values, we could potentially use more sophisticated distance or dissimilarity functions such as KL divergence or Wasserstein distances to craft attacks under different constraints. The general form for such a loss function looks like

$$\text{GenAttLoss}_i^{(l)}(\mathbf{x}, y) = d(A_{\text{ideal},i}^{(l)}(\mathbf{x}), A_{\text{real},i}^{(l)}(\mathbf{x}))$$

where  $d$  represents some distance or dissimilarity function that can be measured between attention matrices. The rest of the construction of the complete attention loss function can be carried out as normal.

We leave the exploration of the utility of more sophisticated distance functions to future work.

## 7.2. Evaluation of Prompt Injection Defenses

**Scalability** Our scalability analysis shows that even existing white-box attacks can break prompt injection defenses significantly just with increased attacker budgets. Indeed, heuristically, in the worst case where the system or user instruction is short and the attacker controlled content is very long (relative to the instruction), it would be easier for the attacker to influence more of the conversation since it can control a much larger part of the context window.

We therefore propose that when evaluating prompt injection defenses against strong optimization-based adversaries, instead of evaluating the defense at one single attacker budget, the evaluation of the defense should show the behavior of a defense under scaling. With this premise, a strong defense is not required to just block attacks at a given (fixed) budget. Instead, a strong defense should show relatively small increases in attack success rate even with large increases in attacker budgets.

**Randomness** Our results from Section 4 show that over a single evaluation run, randomness in the initialization can result in attack success. We therefore propose that evaluation of prompt injection defenses against automated algorithms should allow for randomized initializations instead of using fixed initializer strings. Further, while we do not explore

the effect of randomization during the optimization process itself, we propose that a reasonable baseline evaluation should always allow for sufficient randomization to happen during the optimization process. That is, defense evaluations should consider evaluating on more aggressive randomization strategies that change more than one single token at any given iteration. Such aggressive randomization strategies were used, for instance, by Simple Adaptive Attacks [1] in combination with a prepared template to achieve high success rates.

## 7.3. Limitations of ASTRA

**Performance** The primary limitation of *ASTRA* lies in its memory footprint and performance. Concretely, *ASTRA* relies on extracting and computing on attention matrices during a model’s forward and backward passes. The size of an attention matrix grows quadratically with increase in the size of the context window. Therefore, for long context windows, the attention matrices take up a significant amount of memory. Since the amount of memory consumed is significant, in practice this leads to a reduction in the batch size that can be processed on a GPU in a single unit of time, and thus a slowdown in the entire attack as compared to attacks like GCG. For our implementation on a 48 GB GPU, we found *ASTRA* to be roughly  $2\times$  slower than GCG for the same number of forward passes. We leave the question of efficiency of our attacks to future work.

**Dynamic Prompt Injections** We evaluated our attack for the simple case where the target string is a fixed string. In general, prompt injections can require dynamically generated target strings such as when the attacker wants to leak private data based on the conversation history. We leave the adaptation of our attack to dynamic target strings to future work.

## 8. Related Work

### 8.1. Jailbreaking

A related problem to prompt injection is jailbreaking. The threat model in jailbreaking requires causing the LLM to generate objectionable or harmful content that is forbidden by the developer’s policy.

Various automated methods have been proposed for the purposes of jailbreaking. These methods differ in terms of the access they assume to the target model, as well as along the approaches they take to automate the process of jailbreaking.

In the white-box setting, attackers can assume complete access to the model weights and parameters. In particular, attackers can compute gradients, thus leading to gradient-driven methods like GCG. Beyond GCG, AutoDAN [49] tries to construct interpretable jailbreaks by adding a regularization term to the usual GCG loss function that aims to minimize perplexity of the generated suffix. COLD [15] tries to add stealthiness and controllability using a special decoding procedure to generate the jailbreaks.

In the grey-box setting, attackers assume partial access to model — while an attacker might not be able to compute gradients, an attacker might still be able to get information about the model. Different approaches differ in terms of the amount of information they need about the model. A major line of work relies on being able to compute target logprobs for a closed model. BEAST [33], GCQ [16] and PAL [38] use these indirectly computed target logprobs to generate attacks.

Another class of algorithms tries to train a model to generate adversarial suffixes. Examples of model-based adversarial attack generation include AdvPrompter [31] and AmpleGCG [22]. AdvPrompter uses a BEAST-like algorithm to efficiently generate the training set for the model that generates the attacks, while AmpleGCG augments GCG in order to train the final model.

One important class of algorithms in the black-box setting uses another LLM in a feedback loop to guide the generation of jailbreaks. Examples of such attacks include TAP [27] and PAIR [6]. Yet another class of attacks uses genetic algorithms and mutation and combination based methods to construct black-box jailbreaks. Rainbow Teaming [34] and OpenSESAME [20] are examples of this style of attack.

## 8.2. Variants and Applications of GCG

Recent works have proposed several optimizations to GCG. GCG++ [38] improves on GCG with a slightly modified loss function. Instead of the usual TargetLogprobs, it uses the Carlini-Wagner loss function [5] to find jailbreaks. Another approach improves the efficiency of GCG by using a smaller model to evaluate candidates [48]. Momentum Accelerated GCG uses a momentum heuristic in the optimization procedure to include the history of past gradients into the guiding process for the next iteration. [47].

Beyond the original use case of jailbreaking, the GCG algorithm has been used for more complex objective functions as well. NeuralExec and Universal both use GCG for generating strongly universal prompt injection triggers. [30, 23]. Imprompter used GCG for a dynamic prompt injection objective in order to execute data leaks from conversation history. [11].

## 8.3. Attacks manipulating Attention

In the text domain, Attn-GCG [41] attempts to use attention matrices to craft better jailbreaking attacks. While there are a few superficial similarities to our work, we note several crucial and major differences between our attack and theirs. We focus on the problem of breaking prompt injection defenses, while they focus on jailbreaking. Further, on the technical side, their loss function takes the form of a regularization term to the usual GCG loss, which is different from our approach which uses attention as a warm starter. In addition, they attempt to focus the attention on the adversarial suffix, which in practice is going to be gibberish, while we focus our attention on the payload which represents meaningful instructions. Further, they only

consider the last decoder layer without appropriately chosen weights which as we show in Section 6 doesn’t work in practice. As a consequence, their attack shows only a marginal improvement to the success rate. In contrast, our attack shows significantly higher performance than GCG on prompt injection tasks.

For vision transformers, AICAttack [21] used the attention mechanism to fool captioning algorithms.

The attention mechanism has also been used to craft backdoor attacks in vision transformers and BERT based encoder models. [14, 26].

## 9. Conclusion

With prompt injections being a major risk against LLM-integrated systems, an emerging class of defenses attempt to rely on training the model to ignore the instructions given in the data part. With our novel attack that takes into consideration the actual architectural features of LLMs, we show that such defenses are fundamentally not robust to prompt injection attacks in the white-box setting against strong adversaries. We hope that our work begins a conversation around how to better evaluate prompt injection defenses against strong adversaries keeping in mind the concrete realities of the threat model and scalability constraints.

## Acknowledgements

We thank the authors of SecAlign and StruQ for engaging with us and giving us their valuable feedback. We also thank Ivan Evtimov for his feedback. We thank Vikranth Srivatsa for helping us speed up our implementation.

## References

- [1] Maksym Andriushchenko, Francesco Croce, and Nicolas Flammarion. *Jailbreaking Leading Safety-Aligned LLMs with Simple Adaptive Attacks*. 2025. arXiv: 2404.02151 [cs.CR]. URL: <https://arxiv.org/abs/2404.02151>.
- [2] Yuntao Bai et al. *Training a Helpful and Harmless Assistant with Reinforcement Learning from Human Feedback*. 2022. arXiv: 2204.05862 [cs.CL]. URL: <https://arxiv.org/abs/2204.05862>.
- [3] Manish Bhatt et al. “Cyberseceval 2: A wide-ranging cybersecurity evaluation suite for large language models”. In: *arXiv preprint arXiv:2404.13161* (2024).
- [4] Collin Burns et al. “Discovering Latent Knowledge in Language Models Without Supervision”. In: *The Eleventh International Conference on Learning Representations*. 2023. URL: <https://openreview.net/forum?id=ETKGuby0hcs>.
- [5] Nicholas Carlini and David Wagner. *Towards Evaluating the Robustness of Neural Networks*. 2017. arXiv: 1608.04644 [cs.CR]. URL: <https://arxiv.org/abs/1608.04644>.

- [6] Patrick Chao et al. *Jailbreaking Black Box Large Language Models in Twenty Queries*. 2024. arXiv: 2310.08419 [cs.LG]. URL: <https://arxiv.org/abs/2310.08419>.
- [7] Sizhe Chen et al. *SecAlign: Defending Against Prompt Injection with Preference Optimization*. 2025. arXiv: 2410.05451 [cs.CR]. URL: <https://arxiv.org/abs/2410.05451>.
- [8] Sizhe Chen et al. *StruQ: Defending Against Prompt Injection with Structured Queries*. 2024. arXiv: 2402.06363 [cs.CR]. URL: <https://arxiv.org/abs/2402.06363>.
- [9] Mike Conover et al. *Free Dolly: Introducing the World's First Truly Open Instruction-Tuned LLM*. 2023. URL: <https://www.databricks.com/blog/2023/04/12/dolly-first-open-commercially-viable-instruction-tuned-llm> (visited on 06/30/2023).
- [10] Edoardo DeBenedetti et al. *Defeating Prompt Injections by Design*. 2025. arXiv: 2503.18813 [cs.CR]. URL: <https://arxiv.org/abs/2503.18813>.
- [11] Xiaohan Fu et al. *Imprompter: Tricking LLM Agents into Improper Tool Use*. 2024. arXiv: 2410.14923 [cs.CR]. URL: <https://arxiv.org/abs/2410.14923>.
- [12] Xiaohan Fu et al. *Misusing Tools in Large Language Models With Visual Adversarial Examples*. 2023. arXiv: 2310.03185 [cs.CR]. URL: <https://arxiv.org/abs/2310.03185>.
- [13] Kai Greshake et al. *Not what you've signed up for: Compromising Real-World LLM-Integrated Applications with Indirect Prompt Injection*. 2023. arXiv: 2302.12173 [cs.CR].
- [14] Ji Guo et al. *Backdoor Attack Against Vision Transformers via Attention Gradient-Based Image Erosion*. 2024. arXiv: 2410.22678 [cs.CV]. URL: <https://arxiv.org/abs/2410.22678>.
- [15] Xingang Guo et al. *COLD-Attack: Jailbreaking LLMs with Stealthiness and Controllability*. 2024. arXiv: 2402.08679 [cs.LG]. URL: <https://arxiv.org/abs/2402.08679>.
- [16] Jonathan Hayase et al. *Query-Based Adversarial Prompt Generation*. 2024. arXiv: 2402.12329 [cs.CL]. URL: <https://arxiv.org/abs/2402.12329>.
- [17] Keegan Hines et al. *Defending Against Indirect Prompt Injection Attacks With Spotlighting*. 2024. arXiv: 2403.14720 [cs.CR]. URL: <https://arxiv.org/abs/2403.14720>.
- [18] Neel Jain et al. *Baseline Defenses for Adversarial Attacks Against Aligned Language Models*. 2023. arXiv: 2309.00614 [cs.LG]. URL: <https://arxiv.org/abs/2309.00614>.
- [19] Andrey Labunets et al. "Fun-tuning: Characterizing the Vulnerability of Proprietary LLMs to Optimization-based Prompt Injection Attacks via the Fine-Tuning Interface". In: *2025 IEEE Symposium on Security and Privacy (SP)*. IEEE Computer Society. 2025, pp. 374–392.
- [20] Raz Lapid, Ron Langberg, and Moshe Sipper. *Open Sesame! Universal Black Box Jailbreaking of Large Language Models*. 2024. arXiv: 2309.01446 [cs.CL]. URL: <https://arxiv.org/abs/2309.01446>.
- [21] Jiyao Li et al. "AICAttack: Adversarial Image Captioning Attack With Attention-Based Optimization". In: *Machine Intelligence Research* 22 (2025), pp. 1–14. ISSN: 2731-538X. DOI: 10.1007/s11633-024-1535-z. URL: <https://www.mi-research.net/en/article/doi/10.1007/s11633-024-1535-z>.
- [22] Zeyi Liao and Huan Sun. *AmpleGCG: Learning a Universal and Transferable Generative Model of Adversarial Suffixes for Jailbreaking Both Open and Closed LLMs*. 2024. arXiv: 2404.07921 [cs.CL]. URL: <https://arxiv.org/abs/2404.07921>.
- [23] Xiaogeng Liu et al. *Automatic and Universal Prompt Injection Attacks against Large Language Models*. 2024. arXiv: 2403.04957 [cs.AI]. URL: <https://arxiv.org/abs/2403.04957>.
- [24] Yupei Liu et al. *DataSentinel: A Game-Theoretic Detection of Prompt Injection Attacks*. 2025. arXiv: 2504.11358 [cs.CR]. URL: <https://arxiv.org/abs/2504.11358>.
- [25] Yupei Liu et al. *Formalizing and Benchmarking Prompt Injection Attacks and Defenses*. 2024. arXiv: 2310.12815 [cs.CR]. URL: <https://arxiv.org/abs/2310.12815>.
- [26] Weimin Lyu et al. "Attention-Enhancing Backdoor Attacks Against BERT-based Models". In: *Findings of the Association for Computational Linguistics: EMNLP 2023*. Ed. by Houda Bouamor, Juan Pino, and Kalika Bali. Singapore: Association for Computational Linguistics, Dec. 2023, pp. 10672–10690. DOI: 10.18653/v1/2023.findings-emnlp.716. URL: <https://aclanthology.org/2023.findings-emnlp.716/>.
- [27] Anay Mehrotra et al. *Tree of Attacks: Jailbreaking Black-Box LLMs Automatically*. 2024. arXiv: 2312.02119 [cs.LG]. URL: <https://arxiv.org/abs/2312.02119>.
- [28] Meta AI. *Prompt Guard 86M: PurpleLlama Prompt-Injection and Jailbreak Detector*. <https://huggingface.co/meta-llama/Prompt-Guard-86M>. Model card, accessed 24 May 2025. 2024.
- [29] Catherine Olsson et al. *In-context Learning and Induction Heads*. 2022. arXiv: 2209.11895 [cs.LG]. URL: <https://arxiv.org/abs/2209.11895>.
- [30] Dario Pasquini, Martin Strohmeier, and Carmela Troncoso. *Neural Exec: Learning (and Learning from) Execution Triggers for Prompt Injection Attacks*. 2024. arXiv: 2403.03792 [cs.CR]. URL: <https://arxiv.org/abs/2403.03792>.
- [31] Anselm Paulus et al. *AdvPrompter: Fast Adaptive Adversarial Prompting for LLMs*. 2025. arXiv: 2404.16873 [cs.CR]. URL: <https://arxiv.org/abs/2404.16873>.
- [32] Mary Phuong and Marcus Hutter. *Formal Algorithms for Transformers*. 2022. arXiv: 2207.09238 [cs.LG]. URL: <https://arxiv.org/abs/2207.09238>.
- [33] Vinu Sankar Sadasivan et al. *Fast Adversarial Attacks on Language Models In One GPU Minute*. 2024.

- arXiv: 2402.15570 [cs.CR]. URL: <https://arxiv.org/abs/2402.15570>.
- [34] Mikayel Samvelyan et al. *Rainbow Teaming: Open-Ended Generation of Diverse Adversarial Prompts*. 2024. arXiv: 2402.16822 [cs.CL]. URL: <https://arxiv.org/abs/2402.16822>.
- [35] Timo Schick et al. “Toolformer: Language Models Can Teach Themselves to Use Tools”. In: 2023.
- [36] Mrinank Sharma et al. *Constitutional Classifiers: Defending against Universal Jailbreaks across Thousands of Hours of Red Teaming*. 2025. arXiv: 2501.18837 [cs.CL]. URL: <https://arxiv.org/abs/2501.18837>.
- [37] Chongyang Shi et al. “Lessons from Defending Gemini Against Indirect Prompt Injections”. In: *arXiv preprint arXiv:2505.14534* (2025).
- [38] Chawin Sitawarin et al. *PAL: Proxy-Guided Black-Box Attack on Large Language Models*. 2024. arXiv: 2402.09674 [cs.CL]. URL: <https://arxiv.org/abs/2402.09674>.
- [39] SnykSec. *Agent hijacking: The true impact of prompt injection attacks*. <https://dev.to/snyk/agent-hijacking-the-true-impact-of-prompt-injection-attacks-983>. [Accessed 23-09-2024]. 2024.
- [40] Eric Wallace et al. *The Instruction Hierarchy: Training LLMs to Prioritize Privileged Instructions*. 2024. arXiv: 2404.13208 [cs.CR]. URL: <https://arxiv.org/abs/2404.13208>.
- [41] Zijun Wang et al. *AttnGCG: Enhancing Jailbreaking Attacks on LLMs with Attention Manipulation*. 2024. arXiv: 2410.09040 [cs.CL]. URL: <https://arxiv.org/abs/2410.09040>.
- [42] Zeming Wei et al. *Jailbreak and Guard Aligned Language Models with Only Few In-Context Demonstrations*. 2024. arXiv: 2310.06387 [cs.LG]. URL: <https://arxiv.org/abs/2310.06387>.
- [43] Wunderwuzzi. *ZombAIs: From Prompt Injection to C2 with Claude Computer Use*. Blog post on \*Embrace The Red\*. Oct. 2024. URL: <https://embracethered.com/blog/posts/2024/claude-computer-use-c2-the-zombais-are-coming/> (visited on 06/04/2025).
- [44] Shunyu Yao et al. “ReAct: Synergizing Reasoning and Acting in Language Models”. In: *International Conference on Learning Representations (ICLR)*. 2023.
- [45] Kayo Yin and Jacob Steinhardt. *Which Attention Heads Matter for In-Context Learning?* 2025. arXiv: 2502.14010 [cs.LG]. URL: <https://arxiv.org/abs/2502.14010>.
- [46] Fred Zhang and Neel Nanda. *Towards Best Practices of Activation Patching in Language Models: Metrics and Methods*. 2024. arXiv: 2309.16042 [cs.LG]. URL: <https://arxiv.org/abs/2309.16042>.
- [47] Yihao Zhang and Zeming Wei. *Boosting Jailbreak Attack with Momentum*. 2025. arXiv: 2405.01229 [cs.LG]. URL: <https://arxiv.org/abs/2405.01229>.
- [48] Yiran Zhao et al. *Accelerating Greedy Coordinate Gradient and General Prompt Optimization via Probe Sampling*. 2024. arXiv: 2403.01251 [cs.CL]. URL: <https://arxiv.org/abs/2403.01251>.
- [49] Sicheng Zhu et al. *AutoDAN: Interpretable Gradient-Based Adversarial Attacks on Large Language Models*. 2023. arXiv: 2310.15140 [cs.CR]. URL: <https://arxiv.org/abs/2310.15140>.
- [50] Andy Zou et al. *Universal and Transferable Adversarial Attacks on Aligned Language Models*. 2023. arXiv: 2307.15043 [cs.CL]. URL: <https://arxiv.org/abs/2307.15043>.
- [51] Egor Zverev et al. “Can LLMs Separate Instructions From Data? And What Do We Even Mean By That?” In: *The Thirteenth International Conference on Learning Representations*. 2025. URL: <https://openreview.net/forum?id=8EtSBX41mt>.