

Identifying Present-Biased Discount Functions in Dynamic Discrete Choice Models*

Jaap H. Abbring[†] Øystein Daljord[‡] Fedor Iskhakov[§]

May 27, 2020[¶]

Abstract

We study the identification of dynamic discrete choice models with sophisticated, quasi-hyperbolic time preferences under exclusion restrictions. We consider both standard finite horizon problems and empirically useful infinite horizon ones, which we prove to always have solutions. We reduce identification to finding the present-bias and standard discount factors that solve a system of polynomial equations with coefficients determined by the data and use this to bound the cardinality of the identified set. The discount factors are usually identified, but hard to precisely estimate, because exclusion restrictions do not capture the defining feature of present bias, preference reversals, well.

*Thanks to Hanming Fang for helpful discussions.

[†]Department of Econometrics & OR, Tilburg University, P.O. Box 90153, 5000 LE Tilburg, The Netherlands. E-mail: jaap@abbring.org. Web: jaap.abbring.org

[‡]Booth School of Business, The University of Chicago.

[§]1018 HW Arndt building The Australian National University, Canberra, ACT 0200, Australia E-mail: fedor.iskhakov@anu.edu.au. Web: <http://fedor.iskh.me/>

[¶]Øystein passed away on June 13, 2020. This is the version of our paper in Øystein's last (May 27, 2020) commit to our project's Github repository. We only edited it to include these comments and to suppress Section 5's empirical results, which were computed by Øystein on a processed version of the Kilts-Nielsen data that we currently (July 2025) cannot access and that have not been cleared for public dissemination. This version was presented at various seminars and conferences, including the 2020 World Congress of the Econometric Society. An earlier (August 2019) draft appeared on Øystein's faculty page at Booth.

Keywords: discount factor, dynamic discrete choice, identification, present bias, quasi-hyperbolic time preferences.

JEL codes: C25, C61.

1 Introduction

The standard experimental approach to measure dynamically-consistent time preferences identifies them from choice responses to variation in future values, holding current payoffs fixed (see [Frederick et al., 2002](#); [Urminsky and Zauberman, 2015](#), for surveys). Observational studies using dynamic discrete choice models with dynamically-consistent preferences have invoked a similar intuition (e.g. [Yao et al., 2012](#); [Lee, 2013](#); [Chung et al., 2014](#); [Bollinger, 2015](#); [De Groote and Verboven, 2019](#)). [Abbring and Daljord \(2020b\)](#) formalized this intuition by showing that, in such models, exclusion restrictions on utility set identify the geometric discount factor and, nonparametrically, the utility function. We extend [Abbring and Daljord](#)’s approach to dynamic discrete choice models with sophisticated quasi-hyperbolic discounting, which is represented by a *present-bias factor* β and a *standard discount factor* δ . [Fang and Wang \(2015\)](#) introduced such a model, with more general partially-naive quasi-hyperbolic discounting, and used it, under exclusion restrictions on utility, to study present bias in mammography decisions. [Chan \(2017\)](#) and [Mahajan et al. \(2019\)](#) used similar models and exclusion restrictions to analyze dynamically-inconsistent time preferences in welfare benefit choices and the demand for insecticide-treated nets.

We first study a finite-horizon model, as in much of the literature (including, e.g. [Mahajan et al., 2019](#)). For this model, a standard backward recursion argument establishes that a unique solution (up to the resolution of ties) exists. We then extend our analysis to stationary, infinite horizon models, as in [Fang and Wang \(2015\)](#), which are useful in applications that have no clear decision horizon. We use the specific econometric structure on our infinite-horizon problem to prove that it always admits a pure-strategy solution. We show that the identification analysis of both models can be reduced to finding the discount factors (β, δ) that solve a system of polynomial equations. This system has one economically-interpretable equation for each exclusion restriction, with coefficients determined by the choice and transition probabilities that can be directly estimated from the data. We first focus on the case in which we have two exclusion restrictions, which give two equations to identify β and δ . We show that, in this bivariate case, the number of discount factors (β, δ) in the identified set is finite and bounded above by known features of the data, notably the time horizon and the number of states. In turn, each pair (β, δ) of discount factors in the identified set corresponds to a unique (nonparametric) utility function that rationalizes the data.

Our approach leverages the assumption that agents are sophisticated and rationally foresee that they will be present biased in the future. It does not readily extend to the (partially) naive case. [Mahajan et al. \(2019\)](#) showed point identification for partially-naive time preferences in a three-period model under a particular set of exclusion restrictions. [Daljord et al. \(2019\)](#) established point identification of a fully nonpara-

metric, time-separable discount function in a terminal action problem. We demonstrate that, for a more general set of exclusion restrictions than [Mahajan et al.](#)’s and more general choice structures and time horizons, but sophisticated time preferences, the number of discount functions in the identified set depends on the number of choice periods (with finite horizons) or states (with infinite horizons).¹ Along the way, we provide a way to concentrate the empirical analysis of such models with nonparametric utility on the present-bias and standard discount factors.

After showing that the quasi-hyperbolic discount function parameters β and δ are formally identified, we note that though their product $\beta\delta$ can be precisely estimated in finite samples, the parameters are likely to be estimated individually at comparably low levels of precision. We show that the poor finite-sample performance follows from the way the parameters β and δ enter largely interchangeably in the identifying moment conditions. We illustrate this point with simulations of a simple three-period model with two exclusion restrictions, which we know to be point identified. We then demonstrate that it also holds in an infinite horizon application to the demand for margarine, which comes with many natural exclusion restrictions.

Our results suggest to more closely follow the experimental literature and develop an identification strategy explicitly around the concept of preference reversals. In [Thaler’s \(1981\)](#) classic example, subjects who prefer one apple today to two apples tomorrow tend to prefer two apples one year and one day from now to one apple one year from now. Such preference reversals are the defining feature of present-biased time preferences. In empirical work, demand for commitment devices has been viewed as a strategic response to anticipated preference reversals and has been taken as evidence of sophisticated present-bias (e.g. [Malmendier and DellaVigna, 2006](#)). A sophisticated agent may want to lock in her savings to avoid excessive spending by future present-biased selves, that is, to restrict her future choice sets without receiving a current period pay-off. Demonstrated willingness to restrict one’s future choice set may be a more promising approach. It has yet not, to our knowledge, been used formally as part of an identification strategy for dynamic discrete choice models.

¹[Fang and Wang](#) proposed a proof of identification of partially-naive quasi-hyperbolic time preferences under similar exclusion restrictions to the ones we consider in this paper. [Abbring and Daljord \(2020a\)](#) showed that [Fang and Wang \(2015\)](#)’s main identification claim is void— that it has no implications for identification of the dynamic discrete choice model— and that its main proof of identification is incorrect and incomplete. [Chan](#) builds on [Fang and Wang](#)’s intuition. We emphasize that we do not believe that the incorrect results in [Fang and Wang](#) invalidates the results in [Chan](#). On the contrary, we think our results confirm that the model in [Chan](#), and possibly also the one in [Fang and Wang](#), are formally identified.

2 Model

We first study a finite horizon dynamic discrete choice model in which agents may suffer from sophisticated present-bias. This model is similar to Fang and Wang’s (2015), but is nonstationary, and does not allow for partial naivety. In Section 4, we study a stationary, infinite horizon version like Fang and Wang’s.

2.1 Primitives

Time is indexed by $t = 1, \dots, T$; with $T < \infty$. In each period t , the agent chooses an action d_t from a finite set $\mathcal{D} = \{1, \dots, K\}$. Prior to making this choice, the agent draws and observes vectors of state variables x_t and $\epsilon_t = \{\epsilon_{1,t}, \dots, \epsilon_{K,t}\}$. The observable (to the econometrician) states x_t have finite support \mathcal{X} and evolve as a controlled (by d_t) first order Markov process. For notational simplicity only, we take this process to be stationary, with Markov transition distribution Q_k if $k \in \mathcal{D}$ is chosen. The utility shocks $\epsilon_{k,t}$ are independent from x_t and prior states and choices, over time, and across choices, and have type 1 extreme value distributions.²

If, in period t and state x , the agent chooses k , she collects a flow of utility $u_{k,t}(x) + \epsilon_{k,t}$. We normalize $u_{K,t}(x) = 0$ for all $t \in 1, \dots, T$ and $x \in \mathcal{X}$. This normalization is substantive, but is standard in the literature and cannot be rejected by the type of observational data on choices and states that we will assume available in this paper.³

The agent’s discount function has two parameters: a non-negative and finite *standard discount factor* δ and a *present-bias parameter* $\beta \in (0, 1]$. Since the horizon is finite, we do not require that the discount factor δ is smaller than one. If $\beta = 1$, the model reduces to one with standard geometric discounting. The present-bias parameter is bounded away from zero to distinguish present-bias from myopia.

2.2 Choices

Choices in dynamic discrete choice models are regulated by value functions. Since present-biased time preferences are time inconsistent, these value functions do not follow from a standard dynamic program. It is common to think about the values as summarizing the pay-offs to players in a Stackelberg-like game played between selves in different time periods (e.g. Elster, 1985).

²Our analysis straightforwardly extends to the case in which the vectors ϵ_t are independent over time, with *known* continuous distributions G_t on a common support \mathbb{R}^K . Note that the exact choice of G_t , for $t = 1, \dots, T$, does not impose testable restrictions on the type of data that we assume are available in this paper.

³The way $u_{K,t}$ is normalized affects the model’s implied behavioural responses to many, but not all, counterfactual interventions (e.g. Norets and Tang, 2014; Aguirregabiria and Suzuki, 2014; Kalouptsi et al., 2018).

Let $\tilde{\sigma}_t : \mathcal{X} \times \mathbb{R}^K \rightarrow \mathcal{D}$ be an arbitrary choice strategy and $\tilde{\sigma}_t = \{\tilde{\sigma}_\tau\}_{\tau=t}^T$ an arbitrary strategy profile. The agent's *current choice specific value function*, which regulates the choices, is

$$w_{k,t}(x; \tilde{\sigma}_{t+1}) = u_{k,t}(x) + \beta\delta \int v_{t+1}(x'; \tilde{\sigma}_{t+1}) dQ_k(x'|x) \quad (1)$$

for $t < T$, with terminal value $w_{k,T}(x) = u_{k,T}(x)$. The agent trades off current utility versus future values by factor $\beta\delta$, but the stream of all future utilities are discounted geometrically by factor δ according to the *perceived long run value function*, which equals

$$v_{t+1}(x; \tilde{\sigma}_{t+1}) = \mathbb{E}_{\epsilon_{t+1}} \left[u_{\tilde{\sigma}_{t+1}(x, \epsilon_{t+1}), t+1}(x) + \epsilon_{\tilde{\sigma}_{t+1}(x, \epsilon_{t+1}), t+1} + \delta \int v_{t+2}(x'; \tilde{\sigma}_{t+2}) dQ_{\tilde{\sigma}_{t+1}(x, \epsilon_{t+1})}(x'|x) \right] \quad (2)$$

for $t+1 < T$, with terminal value $v_T(x; \tilde{\sigma}_T) = \mathbb{E}_{\epsilon_T} [u_{\tilde{\sigma}_T(x, \epsilon_T), T}(x) + \epsilon_{\tilde{\sigma}_T(x, \epsilon_T), T}]$.

The perceived long run value depends on the current self's perceptions of its future selves' strategies $\tilde{\sigma}_{t+1}$. At the time of decision, each of these future selves have present-biased preferences which are in conflict with the current self's time consistent long run time preferences.

Since the agent is sophisticated, her perceptions of her future strategies are correct in equilibrium. Thus, in a sophisticated intrapersonal equilibrium, her selves use a *perception perfect strategy* (O'Donoghue and Rabin, 1999), which is a strategy profile σ_1^* such that each σ_t^* is a best response to her perceived future strategy profile σ_{t+1}^* :

$$\sigma_t^*(x, \epsilon_t) \in \arg \max_{k \in \mathcal{D}} \{w_{k,t}(x; \sigma_{t+1}^*) + \epsilon_{k,t}\}. \quad (3)$$

Here, $w_{k,T}(x; \sigma_{T+1}^*)$ should be read as $w_{k,T}(x)$.

It is easy to show, by backward induction from time T , that a perception perfect strategy exists and is unique, up to the resolution of ties in the decision in (3). Because ϵ_t is continuously distributed, the implied equilibrium probabilities

$$s_{k,t}(x; \sigma_t^*) = \mathbb{E}_{\epsilon_t} [\mathbb{1}\{\sigma_t^*(x, \epsilon_t) = k\}] \quad (4)$$

that the agent chooses $k \in \mathcal{D}$ in state $x \in \mathcal{X}$ are unique.

3 Identification

Suppose that the data provide the state transition probabilities Q_1, \dots, Q_K ; and the conditional choice probabilities $s_{k,t}(x) = \Pr(d_t = k | x_t = x)$ for all $k \in \mathcal{D}$; $t = 1, \dots, T$; and $x \in \mathcal{X}$.⁴ This section studies the extent to which these data uniquely determine the model primitives Q_1, \dots, Q_K ; β ; δ ; and $u_{1,t}, \dots, u_{K-1,t}$; $t = 1, \dots, T$. Clearly, the observed state transitions directly identify Q_k and thus, because they were assumed rational, the agent's expectations. We therefore focus on the identification of the utility functions $u_{k,t}$ and the discount parameters β and δ from the conditional choice probabilities for given Q_1, \dots, Q_K . To this end, we assume that the observed conditional choice probabilities are generated by a perception perfect strategy of the model:

$$s_{k,t}(x) = s_{k,t}(x; \sigma_t^*) \text{ for all } k \in \mathcal{D}; t = 1, \dots, T; \text{ and } x \in \mathcal{X}. \quad (5)$$

3.1 Basic Results

The choice probabilities only depend on the primitives through the value contrasts $w_{k,t}(x; \sigma_{t+1}^*) - w_{K,t}(x; \sigma_{t+1}^*)$. In particular, (5) implies that⁵

$$\ln \left(\frac{s_{k,t}(x)}{s_{K,t}(x)} \right) = w_{k,t}(x; \sigma_{t+1}^*) - w_{K,t}(x; \sigma_{t+1}^*) \quad (6)$$

for all $k \in \mathcal{D}/\{K\}$; $t = 1, \dots, T$; and $x \in \mathcal{X}$. With the restriction that the choice probabilities add up to one over choices, (6) gives

$$-\ln(s_{K,t}(x)) = \ln \left(\sum_{k \in \mathcal{D}} \exp [w_{k,t}(x; \sigma_{t+1}^*) - w_{K,t}(x; \sigma_{t+1}^*)] \right). \quad (7)$$

With $-\ln(s_{K,t}(x))$ in hand, (6) determines $s_{k,t}(x)$ from the value contrasts.

Conversely, as in the case without present-bias (Hotz and Miller, 1993), using (6), the current choice specific value contrasts can be uniquely recovered from the observed choice probabilities. Altogether, this implies that we can focus our identification analysis on the question to what extent the discount parameters and utilities are uniquely

⁴ In empirical applications, one typically observes draws from the joint process $\{(x_t, d_t); t = 1, \dots, T\}$. Under our model's assumptions, this process is first order Markovian, with a transition distribution that is fully characterized by the state transition and conditional choice probabilities. Of course, this Markov property can be tested and its rejection may point to, for example, persistent unobserved heterogeneity. Such unobserved heterogeneity can be handled in the usual way. Here, we concentrate on what can be learned from dynamic discrete choice data once individual state transition and conditional choice probabilities are identified.

⁵The functional form of the mapping between value contrasts and choice probabilities is specific to the assumption that the $\epsilon_{k,t}$ have independent type 1 extreme value distributions, but the results given here extend to general known G_t .

determined from the value contrasts $w_{k,t}(x; \sigma_{t+1}^*) - w_{K,t}(x; \sigma_{t+1}^*)$, for given Q_k .

It is well known that the dynamic discrete choice model with geometric discounting ($\beta = 1$) is not identified (Rust, 1994, Lemma 3.3, and Magnac and Thesmar, 2002, Proposition 2). The underidentification carries over to its generalization with present-bias. Specifically, the following version of Magnac and Thesmar's (2002) Proposition 2 holds.

Theorem 1 (Nonidentification). For given Q_1, \dots, Q_K ; β ; δ ; and $s_{k,t}(x)$; $k \in \mathcal{D}$; $t = 1, \dots, T$; and $x \in \mathcal{X}$; there exists unique utility functions $u_{1,t}, \dots, u_{K-1,t}$; $t = 1, \dots, T$; such that (1)–(5) hold.

Proof. Using (6), $s_{k,T}$, $k \in \mathcal{D}$, gives the unique $w_{k,T} - w_{K,T}$, $k \in \mathcal{D}$, that are consistent with (5). Using the terminal condition of (1) and the normalization $u_{K,T} = 0$, this gives $w_{k,T} = u_{k,T}$, $k \in \mathcal{D}$. The strategy σ_T^* follows up to ϵ -almost sure equivalence from (3). Finally, v_T follows from (2).

Next, iterate the following argument for $t = T - 1, \dots, 1$. Suppose that we have constructed unique $u_{k,t+1}$, $k \in \mathcal{D}$, unique v_{t+1} , and unique (up to ϵ -almost sure equivalence) $\sigma_{t+1}^* = (\sigma_{t+1}^*, \dots, \sigma_T^*)$ consistent with (1), (2), (3), and (5) and the choice probabilities. For each $x \in \mathcal{X}$, using (6), $s_{k,t}(x)$, $k \in \mathcal{D}$, gives the unique $w_{k,t}(x; \sigma_{t+1}^*) - w_{K,t}(x; \sigma_{t+1}^*)$, $k \in \mathcal{D}$, that are consistent with (5). Using (1),

$$\begin{aligned} & w_{k,t}(x; \sigma_{t+1}^*) - w_{K,t}(x; \sigma_{t+1}^*) \\ &= u_{k,t}(x) - u_{K,t}(x) + \beta\delta \int v_{t+1}(x'; \sigma_{t+1}^*) [dQ_k(x'|x) - dQ_K(x'|x)], \quad k \in \mathcal{D}. \end{aligned} \tag{8}$$

Because the last term in the right hand side of (8) is known at this point and $u_{K,t}(x)$ is normalized to zero, this determines $u_{k,t}$, $k \in \mathcal{D}$. The strategy σ_t^* follows up to ϵ -almost sure equivalence from (3). Finally, v_t follows from (2). \square

Theorem 1 implies that β and δ can only be identified if further data are available or additional assumptions are made. In this paper, we explore identification under exclusion restrictions on the utility functions. Our analysis focuses on the identification of β and δ . Theorem 1 shows that, once β and δ are identified, unique utility functions can be found that rationalize the choice data.

3.2 Concentrating identification on the discount factors

Because \mathcal{X} is finite—say it has J elements—it is convenient to express expectations in matrix notation. To this end, let $\mathbf{v}_t(\sigma_t^*)$ be a $J \times 1$ vector that stacks the values of $v_t(x; \sigma_t^*)$, $x \in \mathcal{X}$, and $\mathbf{Q}_k(x)$ a $1 \times J$ vector that stacks the values of $Q_k(x'|x)$, $x' \in \mathcal{X}$,

in corresponding order. Then, (6) and (8), with the normalization $u_{K,t}(x) = 0$, give

$$\ln \left(\frac{s_{k,t}(x)}{s_{K,t}(x)} \right) = u_{k,t}(x) + \beta \delta [\mathbf{Q}_k(x) - \mathbf{Q}_K(x)] \mathbf{v}_{t+1}(\sigma_{t+1}^*). \quad (9)$$

Recall that, given the transition distributions Q_k , (9) contains all information in the choice probabilities about the model's primitives.

We will concentrate the identification analysis on the discount factors by controlling the current period utility $u_{k,t}(x)$ in the right hand side of (8) with exclusion restrictions and expressing the continuation value in terms of the discount factors and data only. As $\mathbf{Q}_k(x)$ and $\mathbf{Q}_K(x)$ are data, this only requires that we express the perceived long run values $\mathbf{v}_{t+1}(\sigma_{t+1}^*)$ in terms of the discount factors and data. To this end, first substitute (1) and (3) into (2) to get

$$\begin{aligned} v_{t+1}(x; \sigma_{t+1}^*) \\ = \mathbb{E}_{\epsilon_{t+1}} \left[\max_{k \in \mathcal{D}} \{w_{k,t+1}(x; \sigma_{t+2}^*) + \epsilon_{j,t+1}\} + \delta(1 - \beta) \mathbf{Q}_{\sigma_{t+1}^*(x, \epsilon_{t+1})}(x) \mathbf{v}_{t+2}(\sigma_{t+2}^*) \right]. \end{aligned} \quad (10)$$

Next, as we can express the value contrast $w_{k,t+1} - w_{K,t+1}$ in terms of data using (6), we subtract $w_{K,t+1}(x; \sigma_{t+2}^*)$ from the first term in the right hand side of (10) and add it to the second term, which gives

$$\begin{aligned} v_{t+1}(x; \sigma_{t+1}^*) \\ = m_{t+1}(x) + w_{K,t+1}(x; \sigma_{t+2}^*) + \delta(1 - \beta) \mathbb{E}_{\epsilon_{t+1}} \left[\mathbf{Q}_{\sigma_{t+1}^*(x, \epsilon_{t+1})}(x) \mathbf{v}_{t+2}(\sigma_{t+2}^*) \right], \end{aligned} \quad (11)$$

where

$$m_{t+1}(x) = \mathbb{E}_{\epsilon_{t+1}} \left[\max_{k \in \mathcal{D}} \{w_{k,t+1}(x; \sigma_{t+2}^*) - w_{K,t+1}(x; \sigma_{t+2}^*) + \epsilon_{k,t+1}\} \right] \quad (12)$$

is the McFadden surplus (before observing ϵ_{t+1}) for the choice among $k \in \mathcal{D}$ with utilities $w_{k,t+1}(x; \sigma_{t+2}^*) - w_{K,t+1}(x; \sigma_{t+2}^*) + \epsilon_{k,t+1}$. Under our assumption that ϵ_{t+1} is extreme value distributed, the right-hand side of (12) reduces to the right-hand side of (7), so that $m_{t+1}(x) = -\ln(s_{K,t+1}(x))$ is known from the choice data.⁶ The term $w_{K,t+1}(x; \sigma_{t+2}^*)$ can be expressed recursively as

$$w_{K,t+1}(x; \sigma_{t+2}^*) = \beta \delta \mathbf{Q}_K(x) \mathbf{v}_{t+2}(\sigma_{t+2}^*). \quad (13)$$

Finally, as the expectation over ϵ_{t+1} in the right hand side of (11) is effectively an expectation over implied actions $\sigma_{t+1}^*(x, \epsilon_{t+1})$, it can be expressed in terms of the

⁶More generally, given G , $m_{t+1}(x)$ is a known function of $w_{k,t+1}(x; \sigma_{t+2}^*) - w_{K,t+1}(x; \sigma_{t+2}^*)$, $k \in \mathcal{D}$, and thus, using (6), of the choice probabilities (Arcidiacono and Miller, 2011).

observed choice probabilities using (3):

$$\mathbb{E}_{\epsilon_{t+1}} \left[\mathbf{Q}_{\sigma_{t+1}^*(x, \epsilon_{t+1})}(x) \mathbf{v}_{t+2}(\sigma_{t+2}^*) \right] = \sum_{k \in \mathcal{D}} s_{k,t+1}(x) \mathbf{Q}_k(x) \mathbf{v}_{t+2}(\sigma_{t+2}^*). \quad (14)$$

Substituting (13) and (14) into (11) gives

$$v_{t+1}(x; \sigma_{t+1}^*) = m_{t+1}(x) + \delta [\beta \mathbf{Q}_K(x) + (1 - \beta) \bar{\mathbf{Q}}_{t+1}(x)] \mathbf{v}_{t+2}(\sigma_{t+2}^*) \quad (15)$$

where $\bar{\mathbf{Q}}_{t+1}(x) = \sum_{k \in \mathcal{D}} s_{k,t+1}(x) \mathbf{Q}_k(x)$ is the expected state transition probability distribution under strategy σ_{t+1}^* in state x . This mixture represents an expectation over how the choices of present-biased future selves control future state transitions, choices which are in conflict with the current self's long term preferences.

Define the $J \times J$ matrix of probability mixtures

$$\mathbf{Q}_t^{pb}(\beta) = \beta \mathbf{Q}_K + (1 - \beta) \bar{\mathbf{Q}}_t, \quad (16)$$

where $\bar{\mathbf{Q}}_t$ stacks $\bar{\mathbf{Q}}_t(x)$ and \mathbf{Q}_K stacks $\mathbf{Q}_K(x)$. Then, we can write (15) as a recursive expression for $\mathbf{v}_{t+1}(\sigma_{t+1}^*)$ in vector notation:

$$\mathbf{v}_{t+1}(\sigma_{t+1}^*) = \mathbf{m}_{t+1} + \delta \mathbf{Q}_{t+1}^{pb}(\beta) \mathbf{v}_{t+2}(\sigma_{t+2}^*).$$

Completing the recursion until the end of time T expresses

$$\mathbf{v}_{t+1}(\sigma_{t+1}^*) = \mathbf{m}_{t+1} + \sum_{\tau=t+2}^T \delta^{\tau-t-1} \left(\prod_{r=t+1}^{\tau-1} \mathbf{Q}_r^{pb}(\beta) \right) \mathbf{m}_\tau, \quad (17)$$

in terms of the discount factors and data only. Substituting (17) into (9) gives

$$\ln \left(\frac{s_{k,t}(x)}{s_{K,t}(x)} \right) = u_{k,t}(x) + \beta \delta [\mathbf{Q}_k(x) - \mathbf{Q}_K(x)] \left[\mathbf{m}_{t+1} + \sum_{\tau=t+2}^T \delta^{\tau-t-1} \left(\prod_{r=t+1}^{\tau-1} \mathbf{Q}_r^{pb}(\beta) \right) \mathbf{m}_\tau \right]. \quad (18)$$

The log choice probability ratio in the left hand side of (18) measures the observed propensity to choose k over K in state x . The right hand side of (18) explains this observed propensity by the current period's utility difference $u_{k,t}(x) - u_{K,t}(x) = u_{k,t}(x)$ and a difference in continuation values, which is a polynomial in β and δ with coefficients that are fully determined by the choice and transition data. We study identification from variation in these continuation values, under exclusion restrictions on primitive utility that control the effects of variation in the current period's utility. This formalizes the common intuition that holding current period utilities constant, current

choice responses to variation in future values are informative about time preferences.

3.3 Exclusion restrictions

Our identification argument holds for exclusion restrictions on utilities between pairs of time periods, choices, states, or any combinations of the three. To simplify the exposition, we however focus on exclusion restrictions on utilities from one given choice between pairs of states. We primarily focus on the case in which we have two such exclusion restrictions, which is the minimum needed to identify the two unknown discount factors, β and δ . In applications, intuition for exclusion restrictions would typically deliver a *variable* that affects continuation values, but not the current period's utility. Such a excluded variable would typically imply more than two exclusion restrictions on states, which would further restrict the identified set of discount factors.

So, consider two exclusion restrictions on utility from choice $k \in \mathcal{D}/\{K\}$, indexed by a and b . The first requires that

$$u_{k,t_a}(x_{a,1}) = u_{k,t_a}(x_{a,2}) \quad (19)$$

at time $t_a < T - 1$, for states $x_{a,1}, x_{a,2} \in \mathcal{X}$ such that $x_{a,1} \neq x_{a,2}$. The second sets

$$u_{k,t_b}(x_{b,1}) = u_{k,t_b}(x_{b,2}) \quad (20)$$

at time $t_b \leq t_a < T - 1$, for states $x_{b,1}, x_{b,2} \in \mathcal{X}$ such that $x_{b,1} \neq x_{b,2}$. Evaluating (18) at choice k and time t_a , differencing between states $x_{a,1}$ and $x_{a,2}$, and using (19) gives

$$\begin{aligned} \ln \left(\frac{s_{k,t_a}(x_{a,1})}{s_{K,t_a}(x_{a,1})} \right) - \ln \left(\frac{s_{k,t_a}(x_{a,2})}{s_{K,t_a}(x_{a,2})} \right) = \\ \beta \delta [\mathbf{Q}_k(x_{a,1}) - \mathbf{Q}_K(x_{a,1}) - \mathbf{Q}_k(x_{a,2}) + \mathbf{Q}_K(x_{a,2})] \\ \times \left[\mathbf{m}_{t_a+1} + \sum_{\tau=t_a+2}^T \delta^{\tau-t_a-1} \left(\Pi_{r=t_a+1}^{\tau-1} \mathbf{Q}_r^{pb}(\beta) \right) \mathbf{m}_\tau \right]. \end{aligned} \quad (21)$$

Similarly, (18) and (20) give

$$\begin{aligned} \ln \left(\frac{s_{k,t_b}(x_{b,1})}{s_{K,t_b}(x_{b,1})} \right) - \ln \left(\frac{s_{k,t_b}(x_{b,2})}{s_{K,t_b}(x_{b,2})} \right) = \\ \beta \delta [\mathbf{Q}_k(x_{b,1}) - \mathbf{Q}_K(x_{b,1}) - \mathbf{Q}_k(x_{b,2}) + \mathbf{Q}_K(x_{b,2})] \\ \times \left[\mathbf{m}_{t_b+1} + \sum_{\tau=t_b+2}^T \delta^{\tau-t_b-1} \left(\Pi_{r=t_b+1}^{\tau-1} \mathbf{Q}_r^{pb}(\beta) \right) \mathbf{m}_\tau \right]. \end{aligned} \quad (22)$$

The left hand sides of (21) and (22) are scalars that are known from the data. They

reflect choice differences between the states that figure in each exclusion restrictions and that are known from the data. The right hand sides of (21) and (22) are the model's implications for these same choice responses at discount factors β and δ . They are bivariate polynomials in β and δ of order $T - t_a$ and $T - t_b$, respectively, with coefficients that are fully determined by the data and do not depend on the unknown utility functions $u_{k,t}$. By Theorem 1, for any pair of discount factors (β, δ) that solves (21) and (22), unique utilities $u_{k,t}$ can be found that rationalize the choice data and, in particular, solve (6). Therefore, the identified set can be characterized by finding all discount factors (β, δ) that solve the bivariate polynomial equations (21) and (22). Solving systems of bivariate polynomial equations is a well-understood problem where we can draw on standard results from algebraic geometry. Before we use these results to formally characterize the identified set, we first give a simple three-period example.

Example 1. Let $T = 3$. Suppose that the exclusion restrictions (19) and (20) hold with $t_a = 2$, $t_b = 1$, $x_{a,1} = x_{a,2} = x_a$, and $x_{b,1} = x_{b,2} = x_b$, with $x_a \neq x_b$. The first exclusion restriction, $u_{k,2}(x_a) = u_{k,2}(x_b)$, gives

$$\begin{aligned} \ln \left(\frac{s_{k,2}(x_a)}{s_{K,2}(x_a)} \right) - \ln \left(\frac{s_{k,2}(x_b)}{s_{K,2}(x_b)} \right) \\ = \beta\delta [\mathbf{Q}_{k,2}(x_a) - \mathbf{Q}_{K,2}(x_a) - \mathbf{Q}_{k,2}(x_b) + \mathbf{Q}_{K,2}(x_b)] \mathbf{m}_3. \end{aligned} \quad (23)$$

Provided that

$$[\mathbf{Q}_{k,2}(x_a) - \mathbf{Q}_{K,2}(x_a) - \mathbf{Q}_{k,2}(x_b) + \mathbf{Q}_{K,2}(x_b)] \mathbf{m}_3 \neq 0, \quad (24)$$

this equation identifies $\beta\delta$. This is standard and intuitive. The product $\beta\delta$ is the factor with which the agent in period 2 discounts the expected utility in the terminal period 3, which itself does not depend on β or δ . The exclusion restriction ensures that the current utility from choice k in period 2 does not vary between states x_a and x_b , so that the choice response in the left hand side of (23) only reflects how much the agent cares about expected utility in the third period, $\beta\delta$, and how much that expected utility varies between both states, which is nonzero by (24).

Additional exclusion restrictions on utility in period 2 leads to conditions similar to (23) that identify $\beta\delta$, but these can not identify β and δ separately. For separate identification of β and δ , we need data on at least three periods. The second exclusion restriction, $u_{k,1}(x_a) = u_{k,1}(x_b)$, allows us to bring in data on the first period and gives the moment condition

$$\begin{aligned} \ln \left(\frac{s_{k,1}(x_a)}{s_{K,1}(x_a)} \right) - \ln \left(\frac{s_{k,1}(x_b)}{s_{K,1}(x_b)} \right) = \beta\delta [\mathbf{Q}_{k,1}(x_a) - \mathbf{Q}_{K,1}(x_a) - \mathbf{Q}_{k,1}(x_b) + \mathbf{Q}_{K,1}(x_b)] \\ \times [\mathbf{m}_2 + (\beta\delta \mathbf{Q}_{K,2} + (1 - \beta)\delta \bar{\mathbf{Q}}_2) \mathbf{m}_3]. \end{aligned} \quad (25)$$

Because $\beta\delta$ is already identified from (23) under (24), (25) identifies β and δ if

$$[\mathbf{Q}_{k,1}(x_a) - \mathbf{Q}_{K,1}(x_a) - \mathbf{Q}_{k,1}(x_b) + \mathbf{Q}_{K,1}(x_b)] \bar{\mathbf{Q}}_2 \mathbf{m}_3 \neq 0. \quad (26)$$

In this simple example, the solutions are easy to find. We however need a more systematic approach for the general case. We can analyze the solutions to the moment conditions using standard results from algebraic geometry. Our exposition builds on [Cox et al. \(2015\)](#). The moment conditions (23) and (25) can be expressed in terms of their *Sylvester matrix*. To construct the Sylvester matrix for an arbitrary bivariate system in β and δ , we choose either β or δ as a base and treat it as constant without loss of generalization. Suppose the two moment conditions, taking δ to be the base, are polynomials q_a and q_b in β , of order l and m , respectively, with coefficients a_0, \dots, a_l and b_0, \dots, b_m , respectively. The Sylvester matrix with base δ is

$$\text{Syl}(q_a(\beta, \delta), q_b(\beta, \delta))_\delta = \begin{pmatrix} a_0 & & & b_0 & & \\ a_1 & a_0 & & b_1 & b_0 & \\ a_2 & a_1 & \ddots & b_2 & b_1 & \ddots \\ \vdots & & & a_0 & \vdots & b_0 \\ a_l & \vdots & & b_m & \vdots & \\ & a_l & & \vdots & b_m & \vdots \\ & & \ddots & & \ddots & \\ & & & a_l & & b_m \end{pmatrix},$$

an $(l+m) \times (l+m)$ matrix, where the blanks are zeros. The *resultant*, the determinant of the Sylvester matrix, is a polynomial in the base parameter. From Corollary 4, chapter 3, of [Cox et al. \(2015\)](#), each δ root of the resultant is a root of the moment conditions. This eliminates the base parameter δ , and we can solve for the roots of the remaining parameter, in this case β . Though we use the resultant to show identification, it also gives an algorithm to solve for the roots of the system: for each value of δ that sets the resultant to zero, we can solve for the roots of the remaining univariate polynomial in γ . The literature shows that this algorithm may work well for low order polynomials, but becomes computationally inefficient and unstable when the order exceed e.g. 30.

We illustrate the resultant using Example 1 where we reparametrize the problem to be bivariate in $\gamma = \beta\delta$ and δ . Write the moment conditions in (23) and (25) as

$$f_a : a_1\gamma + a_0 = 0 \quad (27)$$

$$f_b : b_2\gamma^2 + b_1(\delta)\gamma + b_0 = 0 \quad (28)$$

where

$$\begin{aligned}
a_1 &= [\mathbf{Q}_{k,2}(x_a) - \mathbf{Q}_{K,2}(x_a) - \mathbf{Q}_{k,2}(x_b) + \mathbf{Q}_{K,2}(x_b)] \mathbf{m}_3 \\
-a_0 &= \ln \left(\frac{s_{k,2}(x_a)}{s_{K,2}(x_a)} \right) - \ln \left(\frac{s_{k,2}(x_b)}{s_{K,2}(x_b)} \right) \\
b_2 &= [\mathbf{Q}_{k,1}(x_a) - \mathbf{Q}_{K,1}(x_a) - \mathbf{Q}_{k,1}(x_b) + \mathbf{Q}_{K,1}(x_b)] [\mathbf{Q}_{K,2} - \bar{\mathbf{Q}}_2] \mathbf{m}_3 \\
b_{1,1} &= [\mathbf{Q}_{k,1}(x_a) - \mathbf{Q}_{K,1}(x_a) - \mathbf{Q}_{k,1}(x_b) + \mathbf{Q}_{K,1}(x_b)] \bar{\mathbf{Q}}_2 \mathbf{m}_3 \\
b_{1,2} &= [\mathbf{Q}_{k,1}(x_a) - \mathbf{Q}_{K,1}(x_a) - \mathbf{Q}_{k,1}(x_b) + \mathbf{Q}_{K,1}(x_b)] \mathbf{m}_2 \\
b_1(\delta) &= \delta b_{1,1} + b_{1,2} \\
-b_0 &= \ln \left(\frac{s_{k,1}(x_a)}{s_{K,1}(x_a)} \right) - \ln \left(\frac{s_{k,1}(x_b)}{s_{K,1}(x_b)} \right)
\end{aligned}$$

In this example, we get

$$Syl(f_a(\gamma, \delta), f_b(\gamma, \delta))_\delta = \begin{pmatrix} a_1 & 0 & b_2 \\ a_0 & a_1 & b_1(\delta) \\ 0 & a_0 & b_0 \end{pmatrix} \quad (29)$$

The resultant is the determinant $Syl(f_a(\gamma, \delta), f_b(\gamma, \delta))_\gamma$

$$\begin{aligned}
Res(f_a(\gamma, \delta), f_b(\gamma, \delta))_\gamma &= a_1(a_1 b_0 - a_0 b_1(\delta)) + a_0^2 b_2 \\
&= -a_0 a_1 b_1(\delta) + a_1^2 b_0 + a_0^2 b_2 \\
&= -\delta a_0 a_1 b_{1,1} + a_0(a_1 b_{1,2} + a_0 b_2) + a_1^2 b_0
\end{aligned}$$

Setting the resultant to zero gives a unique root

$$\delta^* = \frac{a_0 a_1 b_{1,2} + a_1^2 b_0 + a_0^2 b_2}{a_0 a_1 b_{1,1}}, \quad (30)$$

if it exists. Inserting δ^* in (23), which is linear in β , gives the solution, the common roots of the moment conditions.

We see that if $b_{1,1} = 0$, which violates the non-zero condition in (26), then no root δ^* exists. This rejects the model: We can not find parameters β and δ that rationalize the data. If $a_1 = 0$, which violates the rank condition in (24), and $a_0 = 0$, then the resultant is zero for all values of the δ . This implies that the moment conditions have a *common factor*: it has an infinity of solutions and all identification is lost. The resultant generalizes the rank condition in the geometric case, where the identifying moment condition is a univariate polynomial moment condition, to the hyperbolic case, where the identifying moment conditions are a bivariate set of polynomial moment

conditions.

The example illustrates that the common factors of (21) and (22) characterize exceptions to the identification of (β, δ) from these moment conditions. We therefore need a definition of common factors. Write the moment conditions (21) and (22) as $f_a(\beta, \delta) = 0$ and $f_b(\beta, \delta) = 0$, respectively, with f_a and f_b $(T - t)$ 'th order polynomials.

Definition 1. The polynomials f_a and f_b have a *common factor* h if $f_a(\beta, \delta) = h(\beta, \delta)g_a(\beta, \delta)$ and $f_b(\beta, \delta) = h(\beta, \delta)g_b(\beta, \delta)$, with h a polynomial of order one or higher and g_a and g_b polynomials.

A simple example of a common factor of (21) and (22) in the case that their left hand sides are zero (no choice responses) is $h(\beta, \delta) = \delta$.

Theorem 2. [Identified set] Suppose that the exclusion restrictions in (19) and (20) hold and that the polynomial differences between the left and right hand side of (21) and (22) are nonzero and have no common factors. Then the identified set contains at most $(T - t_a)(T - t_b)$ elements.

Proof. By Bézout's Theorem (Bézout, 1764), the system then has no more than $(T - t_a)(T - t_b)$ zeros in \mathbb{C}^2 , which is also an upper bound on the number of zeros on the domain of β and δ . \square

Bezout's theorem generalizes the fundamental theorem of algebra to multivariate polynomials, see e.g. Cox et al. (2015). Theorem 2 does not guarantee a solution. The zero set may be empty, such as in the example above. In that case, the model is rejected.⁷

Except for certain special cases, such as when one moment condition is a multiple of the other, we have not found obvious economic interpretations of common factors. The existence of common factors can however easily be verified on a case-by-case basis by calculating the resultant. In practice, a resultant that is everywhere close to zero signals numerical instability similar to a regression matrix with a high condition number where identification is close to lost to multicollinearity.

4 Extension to an infinite horizon

Section 3 analyzes a finite horizon decision model. We will now consider an infinite horizon, stationary version of that model. This is Fang and Wang's (2015) model, but with sophisticated agents. We will provide a new equilibrium existence result for this model and show that Section 3's identification results extend to it.

⁷See Abbring and Daljard (2020b) for a discussion of the empirical content of dynamic discrete choice models under exclusion restrictions.

4.1 Model

Take Section 2’s model, but let time be indexed by $t \in \{1, 2, \dots\}$ and utility from choice k in state x at time equal $u_k(x) + \epsilon_{k,t}$, with u_k time invariant. Also, restrict δ to $[0, 1]$ to ensure convergence of the agent’s expected discounted utility (recall that $\beta \in (0, 1]$).

Because neither the model primitives nor the decision horizon change over time, the resulting decision problem is stationary. Consequently, it is natural for the agent to use a *stationary Markov strategy*, say $\tilde{\sigma} : \mathcal{X} \times \mathbb{R}^K \rightarrow \mathcal{D}$, to map the current state (but not time itself) into an action in each period. If the agent uses such a strategy $\tilde{\sigma}$ in all future periods, her current choice- k specific value in state x equals

$$w_k(x; \tilde{\sigma}) = u_k(x) + \beta\delta \int v(x'; \tilde{\sigma}) dQ_k(x'|x), \quad (31)$$

with perceived long run value

$$v(x; \tilde{\sigma}) = \mathbb{E}_{\epsilon_{t+1}} \left[u_{\tilde{\sigma}(x, \epsilon_{t+1})}(x) + \epsilon_{\tilde{\sigma}(x, \epsilon_{t+1}), t+1} + \delta \int v(x'; \tilde{\sigma}) dQ_{\tilde{\sigma}(x, \epsilon_{t+1})}(x'|x) \right]. \quad (32)$$

The agent uses a *stationary perception perfect strategy* σ^* , which is a best response to employing the same strategy in all future periods:

$$\sigma^*(x, \epsilon) \in \arg \max_{k \in \mathcal{D}} \{w_k(x; \sigma^*) + \epsilon_k\} \text{ for all } (x, \epsilon) \in \mathcal{D} \times \mathbb{R}. \quad (33)$$

In turn, the strategy σ^* implies stationary conditional choice probabilities

$$s_k(x; \sigma^*) = \mathbb{E}_{\epsilon_t} [\mathbb{1}\{\sigma^*(x, \epsilon_t) = k\}]; \quad k \in \mathcal{D}, \quad x \in \mathcal{X}. \quad (34)$$

4.2 Existence of a stationary perception perfect strategy

We will exploit the specific econometric structure of our model, in particular the presence of additively separable and independent utility shocks, to demonstrate existence of a stationary perception perfect strategy.⁸ To this end, we return to Section 3’s matrix notation, without time subscripts. From (31), the current choice- k specific values under perceived future use of σ^* equal

$$\mathbf{w}_k(\sigma^*) = \mathbf{u}_k + \beta\delta \mathbf{Q}_k \mathbf{v}(\sigma^*). \quad (35)$$

⁸Fang and Wang (2015, p. 570) claims, for a model of a partially naive agent that encompasses ours, that “[t]he existence of the perception-perfect strategy profile is shown in Peeters (2004) for the same class of stochastic games.” Peeters (2004), however, assumes a finite state space, so that its results cover neither Fang and Wang’s model nor ours. If anything, the analysis in Peeters suggests that the pure and stationary perfection perfect strategies that we focus on do *not* always exist: For its case with finite states, it demonstrates that mixed strategies are needed to ensure existence.

Using a straightforward adaption of Section 3's derivations, we can rewrite (32) as

$$\mathbf{v}(\sigma^*) = -\ln \mathbf{s}_K(\sigma^*) + \mathbf{w}_K(\sigma^*) + \delta(1 - \beta) \sum_{k \in \mathcal{D}} \mathbf{S}_k(\sigma^*) \mathbf{Q}_k \mathbf{v}(\sigma^*),$$

where $\mathbf{s}_k(\sigma^*)$ is a $J \times 1$ vector that stacks the conditional choice probabilities $s_k(x; \sigma^*)$, $x \in \mathcal{X}$, and $\mathbf{S}_k(\sigma^*)$ is a $J \times J$ diagonal matrix with the same probabilities on its diagonal.⁹ Substituting (35) for $k = K$ and rearranging gives

$$\mathbf{v}(\sigma^*) = \left[\mathbf{I} - \delta \left(\beta \mathbf{Q}_K + (1 - \beta) \sum_{k \in \mathcal{D}} \mathbf{S}_k(\sigma^*) \mathbf{Q}_k \right) \right]^{-1} [-\ln \mathbf{s}_K(\sigma^*) + \mathbf{u}_K], \quad (36)$$

with \mathbf{I} a $J \times J$ identity matrix. Note that $\beta \mathbf{Q}_K + (1 - \beta) \sum_{k \in \mathcal{D}} \mathbf{S}_k(\sigma^*) \mathbf{Q}_k$ is a stochastic matrix and that $\delta \in [0, 1]$, so that the inverse in the right hand side of (36) exists.

Now stack $\mathbf{s}_1(\sigma^*), \dots, \mathbf{s}_K(\sigma^*)$ in a $KJ \times 1$ vector $\mathbf{s}(\sigma^*)$. Note that $\mathbf{s}(\sigma^*)$ takes values in $\mathcal{S} \equiv \{(\tilde{\mathbf{s}}_1, \dots, \tilde{\mathbf{s}}_K) \in \mathbb{R}^{KJ} \mid \tilde{\mathbf{s}}_1, \dots, \tilde{\mathbf{s}}_K \geq 0; \sum_{k \in \mathcal{D}} \tilde{\mathbf{s}}_k = \mathbf{1}\}$, with $\mathbf{1}$ a $K \times 1$ vector of ones. Substituting (36) in (35) gives $\mathbf{w}_k(\sigma^*) = \boldsymbol{\omega}_k(\mathbf{s}(\sigma^*))$, with $\boldsymbol{\omega}_k : \mathcal{S} \rightarrow \mathbb{R}^J$ such that

$$\boldsymbol{\omega}_k(\tilde{\mathbf{s}}) = \mathbf{u}_k + \beta \delta \mathbf{Q}_k \left[\mathbf{I} - \delta \left(\beta \mathbf{Q}_K + (1 - \beta) \sum_{k \in \mathcal{D}} \tilde{\mathbf{S}}_k \mathbf{Q}_k \right) \right]^{-1} [-\ln \tilde{\mathbf{s}}_K + \mathbf{u}_K].$$

Note that $\boldsymbol{\omega}_k$ does not depend on σ^* , so that $\mathbf{w}_k(\sigma^*) = \boldsymbol{\omega}_k(\mathbf{s}(\sigma^*))$ only depends on σ^* through $\mathbf{s}(\sigma^*)$. Let $\boldsymbol{\omega}_k(x; \mathbf{s}(\sigma^*))$ be the element of $\boldsymbol{\omega}_k(\mathbf{s}(\sigma^*))$ corresponding to state $x \in \mathcal{X}$. For σ^* to be a stationary perception perfect strategy, it needs to be a best response to the perception that later choices are made with the probabilities in $\mathbf{s}(\sigma^*)$, as in (33) with $w_k(x; \sigma^*) = \boldsymbol{\omega}_k(x; \mathbf{s}(\sigma^*))$. Such a strategy exists.

Theorem 3 (Existence). The infinite horizon dynamic discrete choice model with sophisticated quasi-hyperbolic discounting has a stationary perception perfect strategy.

Proof. Let $\varpi : (\mathbb{R}^J)^K \rightarrow \mathcal{S}$ map choice specific values into logit choice probabilities. That is, for $\mathbf{w}_1, \dots, \mathbf{w}_K \in \mathbb{R}^J$, $\varpi(\mathbf{w}_1, \dots, \mathbf{w}_K)$ stacks $\exp[w_k(x)] / \sum_{l \in \mathcal{D}} \exp[w_l(x)]$; $x \in \mathcal{X}$, $k \in \mathcal{D}$. Then $\pi \equiv \varpi \circ (\boldsymbol{\omega}_1, \dots, \boldsymbol{\omega}_K) : \mathcal{S} \rightarrow \mathcal{S}$ maps perceived future choice probabilities to the logit choice probabilities implied by the best response to them (which, unlike the best response in (33) itself, are unique, because the agent is only indifferent on a set of ϵ with probability zero). The fixed points of π are the choice probabilities $\mathbf{s}(\sigma^*)$ corresponding to a stationary perception perfect strategy σ^* . Note that π is a continuous function from the convex and compact set \mathcal{S} into itself.¹⁰ So, by Brouwer's fixed point theorem, it has a fixed point \mathbf{s}^* , which equals $\mathbf{s}(\sigma^*)$ for some

⁹As in Section 3, $-\ln \mathbf{s}_K(\sigma^*)$ is a vector of McFadden surpluses. We could denote it with $\mathbf{m}(\sigma^*)$, but it is important for the equilibrium analysis to keep its dependence on $\mathbf{s}_K(\sigma^*)$ explicit.

¹⁰To establish continuity of π , write $\boldsymbol{\omega}_k(\tilde{\mathbf{s}}) = \mathbf{u}_k + \beta \delta \mathbf{Q}_k [\mathbf{A}(\tilde{\mathbf{s}})]^{-1} \mathbf{A}(\tilde{\mathbf{s}}) [-\ln \tilde{\mathbf{s}}_K + \mathbf{u}_K]$, where $\mathbf{A}(\tilde{\mathbf{s}}) \equiv$

stationary perception perfect strategy σ^* . \square

Theorem 3 does not guarantee that the stationary perception perfect strategy σ^* is unique, not even up to equivalence of the implied choice probabilities $\mathbf{s}(\sigma^*)$. Specifically, its proof relies on the application of Brouwer's fixed point theorem, which does not rule out that there are multiple fixed points \mathbf{s}^* .

4.3 Identification

Suppose that data allows us to determine conditional choice probabilities \mathbf{s} and state transition probabilities $\mathbf{Q}_1, \dots, \mathbf{Q}_K$, with

$$\mathbf{s} = \mathbf{s}(\sigma^*) \tag{37}$$

for some stationary perception perfect strategy σ^* .¹¹ Under this assumption, Section 3's (non-)identification results extend to the infinite horizon model.

First, we establish that, without further restrictions, the model is just identified if we fix the discount factors.

Theorem 4 (Nonidentification). For given $\mathbf{Q}_1, \dots, \mathbf{Q}_K$; β ; δ ; \mathbf{u}_K ; and \mathbf{s} ; there exists unique utilities $\mathbf{u}_1, \dots, \mathbf{u}_{K-1}$ such that (33)–(37) hold.

Proof. Given δ ; β ; \mathbf{s} ; and $\mathbf{Q}_1, \dots, \mathbf{Q}_K$; (36) uniquely determines $\mathbf{v}(\sigma^*)$. With \mathbf{u}_K , β , δ , and \mathbf{Q}_K ; (35) for $k = K$ subsequently determines $\mathbf{w}_K(\sigma^*)$. Then, given \mathbf{s} and $\mathbf{w}_K(\sigma^*)$; $\mathbf{w}_k(\sigma^*) = \mathbf{w}_K(\sigma^*) + \ln \mathbf{s}_k - \ln \mathbf{s}_K$, $k \in \mathcal{D}/\{K\}$, are the unique choice specific values consistent with (33), (34), and (37). Given β ; δ ; \mathbf{Q}_k , $k \in \mathcal{D}/\{K\}$; and $\mathbf{v}(\sigma^*)$; these can only be reconciled with (35) by setting $\mathbf{u}_k = \mathbf{w}_k(\sigma^*) - \beta\delta\mathbf{Q}_k\mathbf{v}(\sigma^*)$, $k \in \mathcal{D}/\{K\}$. \square

Like Theorem 1 before, Theorem 4 implies that further model restrictions are needed to identify β and δ . Moreover, it suggests that we concentrate the identification analysis on β and δ , as it ensures that we can always find utilities that rationalize the choice probabilities once we have identified those two parameters.

$\mathbf{I} - \delta \left[\beta \mathbf{Q}_K + (1 - \beta) \sum_{k \in \mathcal{D}} \tilde{\mathbf{S}}_k \mathbf{Q}_k \right]$, its determinant $|\mathbf{A}(\tilde{\mathbf{s}})|$ is a finite sum of products of J entries of $\mathbf{A}(\tilde{\mathbf{s}})$, and the elements of its adjugate $\mathbf{A}(\tilde{\mathbf{s}})$ are the cofactors of $\mathbf{A}(\tilde{\mathbf{s}})$ and therefore finite sums of products of $J - 1$ of its entries. It follows that each element of $\boldsymbol{\omega}_k(\tilde{\mathbf{s}})$ is a finite sum of finite products of elements of $\tilde{\mathbf{s}}$ divided by another such finite sum, $|\mathbf{A}(\tilde{\mathbf{s}})| \neq 0$, and is therefore continuous in $\tilde{\mathbf{s}}$. Consequently, $(\boldsymbol{\omega}_1, \dots, \boldsymbol{\omega}_K)$ is continuous. Because, obviously, ϖ is continuous as well, $\pi = \varpi \circ (\boldsymbol{\omega}_1, \dots, \boldsymbol{\omega}_K)$ is continuous.

¹¹As in the finite horizon case (see Footnote 4), we typically observe the process $\{x_t.d_t\}$ over a finite number of periods. Under our model's assumptions, this process is a stationary Markov process. This can be tested. Unobserved heterogeneity, which may now include heterogeneous equilibrium selection, may render the data non-Markovian. Time variation in the parameters may lead to nonstationarity. Standard approaches to deal with heterogeneity can be applied to first identify agent-level choice and state transition probabilities. With these in hand, our results can be applied.

As in Section 3, we proceed by imposing the minimum of two exclusion restrictions on utility required for identification of β and δ : For some $k \in \mathcal{D}/\{K\}$,

$$u_k(x_{a,1}) = u_k(x_{a,2}) \quad \text{and} \quad (38)$$

$$u_k(x_{b,1}) = u_k(x_{b,2}) \quad (39)$$

for states $x_{a,1}, x_{a,2}, x_{b,1}, x_{b,2} \in \mathcal{X}$ such that $x_{a,1} \neq x_{a,2}$ and $x_{b,1} \neq x_{b,2}$. We also again set $\mathbf{u}_K = \mathbf{0}$. A derivation as in Section 3, based on (35) and (36), using (33), (34), and (37) to substitute observed choice probabilities for unknown quantities, and (38) and (39) to difference out flow utility, gives

$$\Delta_a^2 \ln \mathbf{s}_k = \beta \delta \Delta_a^2 \mathbf{Q}_k \mathbf{A}(\beta, \delta)^{-1} \mathbf{m} \quad \text{and} \quad \Delta_b^2 \ln \mathbf{s}_k = \beta \delta \Delta_b^2 \mathbf{Q}_k \mathbf{A}(\beta, \delta)^{-1} \mathbf{m}, \quad (40)$$

where¹²

$$\begin{aligned} \Delta_a^2 \ln \mathbf{s}_k &\equiv \ln \left(\frac{s_k(x_{a,1})}{s_K(x_{a,1})} \right) - \ln \left(\frac{s_k(x_{a,2})}{s_K(x_{a,2})} \right), \\ \Delta_a^2 \mathbf{Q}_k &\equiv \mathbf{Q}_k(x_{a,1}) - \mathbf{Q}_K(x_{a,1}) - \mathbf{Q}_k(x_{a,2}) + \mathbf{Q}_K(x_{a,2}), \end{aligned}$$

$\Delta_b^2 \ln \mathbf{s}_k$ and $\Delta_b^2 \mathbf{Q}_k$ are analogously defined,

$$\mathbf{A}(\beta, \delta) \equiv \mathbf{I} - \delta \left[\beta \mathbf{Q}_K + (1 - \beta) \sum_{k \in \mathcal{D}} \mathbf{s}_k \mathbf{Q}_k \right],$$

and $\mathbf{m} \equiv -\ln \mathbf{s}_K$. As we noted before, the inverse of the $J \times J$ matrix $\mathbf{A}(\beta, \delta)$ exists, for all β and δ in their domains. Using that $A(\beta, \delta)^{-1} = |\mathbf{A}(\beta, \delta)|^{-1} \overline{\mathbf{A}}(\beta, \delta)$, we can rewrite (40) into

$$|\mathbf{A}(\beta, \delta)| \Delta_a^2 \ln \mathbf{s}_k = \beta \delta \Delta_a^2 \mathbf{Q}_k \overline{\mathbf{A}}(\beta, \delta) \mathbf{m} \quad \text{and} \quad (41)$$

$$|\mathbf{A}(\beta, \delta)| \Delta_b^2 \ln \mathbf{s}_k = \beta \delta \Delta_b^2 \mathbf{Q}_k \overline{\mathbf{A}}(\beta, \delta) \mathbf{m}. \quad (42)$$

Here, the determinant $|\mathbf{A}(\beta, \delta)|$ is a polynomial of degree J in both β and δ (for a total degree of $2J$) and the adjugate matrix $\overline{\mathbf{A}}(\beta, \delta)$ contains the cofactors of $\mathbf{A}(\beta, \delta)$, which are polynomials of degree $J - 1$ in both β and δ . Consequently, the left and right hand sides of (41) and (42) are polynomials of degree J in both β and δ . Their coefficients depend on the observed choice and state transition probabilities only. So, under an assumption that excludes pathologies, we can mimic the proof of Theorem 2 to bound the cardinality of the identified set.

¹²Note that $\mathbf{A}(\beta, \delta)$ is the same matrix as $\mathbf{A}(\tilde{\mathbf{s}})$ in Footnote 10. We allow this slight abuse of notation, instead of introducing a new symbol for this matrix, to clearly indicate both matrices are the same.

Theorem 5 (Identified set). Suppose that the exclusion restrictions in (38) and (39) hold and that the polynomial differences between the left and right hand sides of (21) and (22) are nonzero and have no common factors. Then the identified set contains at most J^2 elements.

Finally, note that the above analysis also implies identification results for the special case with geometric discounting ($\beta = 1$). For given $\beta \in [0, 1)$, the difference between the left and right hand sides of (41) is a J 'th degree polynomial in δ , with coefficients that are known from the data. Provided that this polynomial is nonzero, by the fundamental theorem of algebra, at most J discount factors δ satisfy (41) for given β . So, under exclusion restriction (38) and assumptions that ensure that the implied polynomial is nonzero, the identified set of the special case with geometric discounting contains at most J elements. This sharpens Abbring and Daljord's (2020b) Theorem 1 and Corollary 1, which only established that the identified set is discrete, and finite if discount factors near 1 are excluded. For future reference, we explicitly state this result as¹³

Theorem 6 (Geometric special case). Suppose that $\beta = 1$, exclusion restriction (38) holds, and either $\Delta_a^2 \ln \mathbf{s}_k \neq 0$ or $\Delta_a^2 \mathbf{Q}_k \mathbf{m} \neq 0$. Then the identified set contains at most J elements.

Both Theorems 5 and 6 rely on the fact that \mathcal{X} is finite. In contrast, we conjecture that, under some regularity conditions, Abbring and Daljord's (2020b) Theorem 1 and Corollary 1 extend to continuous state variables. See Blevins (2014) for a relevant approach to this case.

5 Empirical application

Brand loyalty has been studied in static choice models since the 1980's. Daljord et al. (2020) notes that in these models, a positive coefficient on repeated brand purchases has been interpreted as evidence of brand loyalty. If we leave aside the confounding of persistent heterogeneity and state dependence in these models and accept this interpretation of persistence in brand choice, it still does not explain why consumers are brand loyal.

Farrell and Klemperer (2007) considers brand loyalty as a classic case of a switching cost that creates a lock-in. Switching costs may be pecuniary, such as terminating a

¹³Note that Abbring and Daljord (2020b) denote the geometric discount factor with β instead. Also, Abbring and Daljord allowed more generally for an exclusion restriction across either states, or choices, or both. Our analysis here directly extends to such a more general exclusion restriction. We keep this implicit for notational simplicity.

mobile subscription plan, or psychological, such as breaking a habitual brand choice. Using a [Becker and Murphy \(1988\)](#) rational addiction like argument, [Gordon and Sun \(2015\)](#) argues that if consumers are aware that their brand choice creates a lock-in, then forward-looking consumers would take the lock-in into account when choosing among brands. In a consumer packaged goods context, a forward-looking consumer may be wary of choosing a brand with a high average price and little price variation. [Daljord et al. \(2020\)](#) tested for forward looking behaviour in a dynamic choice model with brand loyalty and geometric discounting. It found a value of $\delta = 0.41$ on a weekly level, statistically significant, but economically small. In this application, we extend [Daljord et al. \(2020\)](#)'s analysis to allow for present-biased preferences using the identification argument of the previous section applied to the same data.

The data are from the margarine household purchase panel of Nielsen-Kilts HMS that was used in [Dubé et al. \(2010\)](#). [Description and summary statistics of proprietary data suppressed.]

In each period, the household makes a discrete choice $d_{i,t} \in \mathcal{D}$. The choice set has four brands, indexed 1 to 4, and the reference choice $K = 5$ is purchasing some spreadable good other than margarine. The state variables are prices $\mathbf{p} = [p_1, \dots, p_4] \in \mathbb{R}_+^4$ and brand loyalty $l \in \mathcal{D} \setminus \{K\}$. The prices are assumed to follow a first-order Markov process that is exogenous to the household's choices. The brand loyalty state l is controlled by the choice and is equal to the last purchase of the inside goods.

$$l_{t+1} = \begin{cases} d_t & \text{if } d_t \neq K \\ l_t & \text{otherwise.} \end{cases} \quad (43)$$

The utilities are

$$u_k(x_t) = \begin{cases} u_k(p_{k,t}, l_t) & \text{if } k \neq K \\ 0 & \text{otherwise.} \end{cases} \quad (44)$$

This utility function allows for brand loyalty for some products (positive state dependence) and variety seeking in other products (negative state dependence). This specification is more flexible than the parametric counterpart in [Dubé et al. \(2010\)](#) which uses $\mathbb{1}(k = l)$ as the loyalty state variable and a parametric form that restricts state dependence to be either positive or negative for all products. Substituting in the utilities in (44), the current choice specific value function has the structure of (31) and (32), with choice probabilities given by (34).

[Daljord et al. \(2020\)](#) observes that in the standard dynamic differentiated products model, the utility of purchasing one of the inside goods excludes the prices of rival

products, such that

$$u_k(p_k, \mathbf{p}_{-k}, l) = u_k(p_k, l). \quad (45)$$

A pair of states $x_1 = [p_k, \mathbf{p}_{-k}, l]$ and $x_2 = [p_k, \mathbf{p}'_{-k}, l]$ for which the own price and brand loyalty state are constant, but where at least one rivals's product price shifts ($\mathbf{p}_{-k} \neq \mathbf{p}'_{-k}$) satisfies the exclusion restrictions in (38) or (39) for choice k . The discount factor is therefore identified in these models if there are at least two such pairs of states that satisfy the regularity conditions. A theoretical virtue of this identification strategy is that it is always available in the discrete choice models used to analyze CPG demand without further assumptions.

The regularity conditions in Theorem 5 require that the moment condition corresponding to a given exclusion restriction is non-zero. A necessary condition for a non-zero right hand side of either (41) or (42) is

$$\Delta_a^2 \mathbf{Q}_k \equiv \mathbf{Q}_k(x_1) - \mathbf{Q}_K(x_1) - \mathbf{Q}_k(x_2) + \mathbf{Q}_K(x_2) \neq 0. \quad (46)$$

Since prices are assumed to evolve independently of household choices, then unless choice k shifts the next period's loyalty state l , it follows that

$$\mathbf{Q}_k(x_1) - \mathbf{Q}_K(x_1) = \mathbf{Q}_k(\mathbf{p}_1, l_1) - \mathbf{Q}_K(\mathbf{p}_1, l_1) = 0 \quad (47)$$

$$\mathbf{Q}_k(x_2) - \mathbf{Q}_K(x_2) = \mathbf{Q}_k(\mathbf{p}_2, l_2) - \mathbf{Q}_K(\mathbf{p}_2, l_2) = 0. \quad (48)$$

So if $k = l$, the non-zero condition in (46) fails and the corresponding moment condition is not informative, though the exclusion restriction holds. We define the set of pairs of states that satisfy necessary conditions for identification

$$\mathcal{X}^{id} = \{ \{x_1, x_2\} \in \mathcal{X}^2 : p_{k,1} = p_{k,2}, \mathbf{p}_{-k,1} \neq \mathbf{p}'_{-k,2}, l_1 = l_2 \equiv l, l \neq k \} \text{ for } k \in \mathcal{D} \setminus \{0\}. \quad (49)$$

As in Daljord et al. (2020), the prices of the four brands are discretized in 30 bins. Along with four brand loyalty states, this gives a total of 120 states. We estimate the parameters β and δ from the moment conditions that can be generated from \mathcal{X}^{id} by minimum distance with quadratic loss. The parameters β and δ are identified if \mathcal{X}^{id} contains at least two unique pairs. In this application, we have 3400.

The geometric discount factor was estimated without restrictions its domain and replicates the result in Daljord et al. (2020). [Estimation results of the hyperbolic model on proprietary data suppressed.]

6 Concluding remarks

The previous section showed that the exclusion restriction approach that identifies geometric time preferences in dynamic discrete choice models formally extends to present-biased time preferences. The identification argument for the geometric case is intuitive. The moment condition derived from the exclusion restriction captures the choice response to variation in future values for a fixed current utility. The intuition behind the identification of present-bias is less obvious.

The defining feature of present-bias that the identification strategy must capture is preference reversals. A well-known example of preference reversals is Thaler’s apples: while most people prefer an apple today to two apples tomorrow, the same people also prefer two apples one year and one day from now to one apple one year from now. Such observed choice contrasts are direct and intuitive evidence of preference reversals that are commonly used in lab studies of time preferences, see e.g. [Ericson et al. \(2015\)](#).

Inferring preference reversals from observed choices in dynamic discrete choice models requires utility restrictions. For instance, Thaler’s example can be rationalized with non-stationary utilities without invoking preference reversals. Identification of hyperbolic discount functions using exclusion restrictions on utilities relies on evidence of preference reversals similar to Thaler’s example, but in a less transparent way. Each moment condition represents the difference in values of a particular choice contrasts that involves a sequence of expected choices. If we fix $\beta = 1$, then δ is determined from one of the moment conditions. Once δ is determined, \mathbf{u} is uniquely determined. For a particular set of δ and \mathbf{u} , we can test if these preferences are consistent with the second moment condition, which then has no free parameters. If the second moment condition is not satisfied at $\beta = 1$, it is because we have a preference reversal: a δ and a \mathbf{u} that rationalizes the choice contrast in the first moment conditions is inconsistent with the revealed preference for the choice contrast in the second moment condition. By allowing $\beta \in (0, 1)$ and δ to simultaneously determine both moment conditions, the observed preference reversal informs the present bias parameter.

References

- Abbring, J. H. and Ø. Daljord (2020a). A comment on “Estimating dynamic discrete choice models with hyperbolic discounting” by Hanming Fang and Yang Wang. *International Economic Review*, forthcoming. doi.org/10.1111/iere.12434. 3
- Abbring, J. H. and Ø. Daljord (2020b, May). Identifying the discount factor in dynamic discrete choice models. *Quantitative Economics* 11, 471–501. doi.org/10.3982/QE1352. 2, 14, 19
- Aguirregabiria, V. and J. Suzuki (2014). Identification and counterfactuals in dynamic models of market entry and exit. *Quantitative Marketing and Economics* 12, 267–304. 4
- Andrews, D. W. K. (2000). Inconsistency of the bootstrap when a parameter is on the boundary of the parameter space. *Econometrica* 68(2), 399–405.
- Arcidiacono, P. and R. Miller (2011). CCP estimation of dynamic discrete choice models with unobserved heterogeneity. *Econometrica* 79, 1823–1867. 8
- Becker, G. S. and K. M. Murphy (1988). A theory of rational addiction. *Journal of Political Economy* 96(4), 675–700. 20
- Bézout, E. (1764). Recherches sur le degré des équations, résultantes de l’évanouissement des inconnues, et sur le moyen qu’il convient d’employer pour trouver ces équations. In *Mémoires*, pp. 288–338. Paris: L’Académie Royale des Sciences. 14
- Blevins, J. R. (2014). Nonparametric identification of dynamic decision processes with discrete and continuous choices. *Quantitative Economics* 5(3), 531–554. 19
- Bollinger, B. (2015). Green technology adoption: An empirical study of the Southern California garment cleaning industry. *Quantitative Marketing and Economics* 13, 319–358. 2
- Chan, M. (2017). Welfare dependence and self-control: An empirical analysis. *Review of Economic Studies* 84(3), 98–128. 2, 3
- Chung, D. J., T. Steenburgh, and K. Sudhir (2014). Do bonuses enhance sales productivity? A dynamic structural analysis of bonus-based compensation plans. *Marketing Science* 33(2), 165–187. 2
- Cox, D., J. Little, and D. O’Shea (2015). *Ideals, Varieties, and Algorithms*. Springer. 12, 14

- Daljord, Ø., D. Nekipelov, and M. Park (2019). Comments on “Identification and semiparametric estimation of a finite horizon dynamic discrete choice model with a terminating action”. *Quantitative Marketing and Economics* 17, 439–449. [2](#)
- Daljord, O. y., J.-P. Dubé, and X. Kong (2020). State dependence in scanner data. Working paper, University of Chicago, Chicago. [19](#), [20](#), [21](#)
- De Groote, O. and F. Verboven (2019, June). Subsidies and time discounting in new technology adoption: Evidence from solar photovoltaic systems. *American Economic Review* 109(6), 2137–2172. [2](#)
- Dubé, J.-P., G. J. Hitsch, and P. E. Rossi (2010). State dependence and alternative explanations for consumer inertia. *The RAND Journal of Economics* 41(3), 417–445. [20](#)
- Elster, J. (1985). *The Multiple Self*. Cambridge University Press. [4](#)
- Ericson, K. M. M., J. M. White, D. Laibson, and J. D. Cohen (2015). Money earlier or later? simple heuristics explain intertemporal choices better than delay discounting does. *Psychological Science* 26(6), 826–833. [22](#)
- Fang, H. and Y. Wang (2015). Estimating dynamic discrete choice models with hyperbolic discounting, with an application to mammography decisions. *International Economic Review* 56(2), 565–596. [2](#), [3](#), [4](#), [14](#), [15](#)
- Farrell, J. and P. Klemperer (2007). Coordination and lock-in: Competition with switching costs and network effects. Volume 3, Chapter 31, pp. 1967–2072. Elsevier. [19](#)
- Frederick, S., G. Loewenstein, and T. O’Donoghue (2002, June). Time discounting and time preference: A critical review. *Journal of Economic Literature* 40(2), 351–401. [2](#)
- Gordon, B. R. and B. Sun (2015). A dynamic model of rational addiction: Evaluating cigarette taxes. *Marketing Science* 34(3), 452–470. [20](#)
- Hotz, V. J. and R. A. Miller (1993). Conditional choice probabilities and the estimation of dynamic models. *Review of Economic Studies* 60(3), 497–529. [6](#)
- Kalouptside, M., P. T. Scott, and E. Souza-Rodrigues (2018). Identification of counterfactuals in dynamic discrete choice models. *Quantitative Economics*, forthcoming. NBER Working Paper 21527. [4](#)

- Laibson, D., A. Repetto, and J. Tobacman (2007, August). Estimating Discount Functions with Consumption Choices over the Lifecycle. NBER Working Papers 13314, National Bureau of Economic Research, Inc. [28](#)
- Lee, R. (2013). Vertical integration and exclusivity in platform and two-sided markets. *American Economic Review* 103(7), 2960–3000. [2](#)
- Magnac, T. and D. Thesmar (2002). Identifying dynamic discrete choice processes. *Econometrica* 70, 801–816. [7](#)
- Mahajan, A., C. Michel, and A. Tarozzi (2019). Identification of time-inconsistent models: The case of insecticide treated nets. Mimeo, University of California, Berkeley. [2](#), [3](#)
- Malmendier, U. and S. DellaVigna (2006). Paying not go to the gym. *American Economic Review* 96(3), 674–719. [3](#)
- Norets, A. and X. Tang (2014). Semiparametric inference in dynamic binary choice models. *Review of Economic Studies* 81(3), 1229–1262. [4](#)
- O’Donoghue, T. and M. Rabin (1999, March). Doing it now or later. *American Economic Review* 89, 103–124. [5](#)
- Peeters, R. (2004, February). Stochastic games with hyperbolic discounting. Mimeo, Maastricht University. [15](#)
- Rust, J. (1994). Structural estimation of Markov decision processes. In R. Engle and D. McFadden (Eds.), *Handbook of Econometrics*, Volume 4, pp. 3081–3143. Amsterdam: North-Holland. [7](#)
- Thaler, R. (1981). Some empirical evidence on dynamic inconsistency. *Economics Letters*, 201–207. [3](#)
- Urminsky, O. and G. Zauberman (2015). *The Psychology of Intertemporal Preferences*, pp. 141–181. John Wiley & Sons, Ltd. [2](#)
- Yao, S., C. F. Mela, J. Chiang, and Y. Chen (2012). Determining consumers discount rates with field studies. *Journal of Marketing Research* 49(6), 822–841. [2](#)

A Identification and inference in a three period model

In this example, we assume binary choice. We set $t_{a,1} = t_{a,2} = t_a$ and $t_{b,1} = t_{b,2} = t_b$ and assume the exclusion restrictions

$$u_{1,t_a}(x_{a,1}) = u_{1,t_a}(x_{a,2}) \quad (50)$$

$$u_{1,t_b}(x_{b,1}) = u_{1,t_b}(x_{b,2}) \quad (51)$$

The two exclusion restrictions lead to the two moment conditions

$$\begin{aligned} & \ln \left(\frac{s_{1,t_a}(x_{a,1})}{s_{2,t_a}(x_{a,1})} \right) - \ln \left(\frac{s_{1,t_a}(x_{a,2})}{s_{2,t_a}(x_{a,2})} \right) = \\ & \beta \delta [\mathbf{Q}_1(x_{a,1}) - \mathbf{Q}_K(x_{a,1}) - \mathbf{Q}_1(x_{a,2}) + \mathbf{Q}_K(x_{a,2})] \left[\mathbf{m}_{t_a+1} + \delta \mathbf{Q}_{t_a+1}^{pb} \mathbf{v}_{t_a+2} \right], \end{aligned} \quad (52)$$

$$\begin{aligned} & \ln \left(\frac{s_{1,t_b}(x_{b,1})}{s_{2,t_b}(x_{b,1})} \right) - \ln \left(\frac{s_{1,t_b}(x_{b,2})}{s_{2,t_b}(x_{b,2})} \right) = \\ & \beta \delta [\mathbf{Q}_1(x_{b,1}) - \mathbf{Q}_K(x_{b,1}) - \mathbf{Q}_1(x_{b,2}) + \mathbf{Q}_K(x_{b,2})] \left[\mathbf{m}_{t_b+1} + \delta \mathbf{Q}_{t_b+1}^{pb} \mathbf{v}_{t_b+2} \right]. \end{aligned} \quad (53)$$

Period $T - 1$

We first show that present-biased discount functions can not be identified from only two periods of observed choices and states. Let $t_a = t_b = T - 1$, then define

$$\Delta \mathbf{Q}_1(x_a) = [\mathbf{Q}_1(x_{a,1}) - \mathbf{Q}_K(x_{a,1}) - \mathbf{Q}_1(x_{a,2}) + \mathbf{Q}_K(x_{a,2})],$$

and analogously for $\Delta \mathbf{Q}_1(x_b)$. Next, define

$$\Delta \ln(s_{1,T-1}(x_a)) = \ln \left(\frac{s_{1,T-1}(x_{a,1})}{s_{2,T-1}(x_{a,1})} \right) - \ln \left(\frac{s_{1,T-1}(x_{a,2})}{s_{2,T-1}(x_{a,2})} \right).$$

The moment conditions in (21) can now be written

$$\Delta \ln(s_{1,T-1}(x_a)) = \beta \delta \Delta \mathbf{Q}_1(x_a) \mathbf{m}_T \quad (54)$$

$$\Delta \ln(s_{1,T-1}(x_b)) = \beta \delta \Delta \mathbf{Q}_1(x_b) \mathbf{m}_T \quad (55)$$

The two polynomials are clearly linearly dependent. This also an example of a common factor. Since the parameters β and δ are interchangeable in both moment conditions, they can not be separately identified with only two periods of data. Their product is however point identified.

Period $T - 2$

With three periods of data, the discount function parameters are formally set identified. Let $t_a = t_b = T - 2$. The moment conditions are

$$\begin{aligned}\Delta \ln(s_{1,T-2}(x_a)) &= \beta \delta \Delta \mathbf{Q}_1(x_a) \left[\mathbf{m}_{T-1} + \delta \mathbf{Q}_{T-1}^{pb} \mathbf{m}_T \right] \\ \Delta \ln(s_{1,T-2}(x_b)) &= \beta \delta \Delta \mathbf{Q}_1(x_b) \left[\mathbf{m}_{T-1} + \delta \mathbf{Q}_{T-1}^{pb} \mathbf{m}_T \right]\end{aligned}$$

Writing out the terms, we get

$$\begin{aligned}\Delta \ln(s_{1,T-2}(x_a)) &= \beta \delta \Delta \mathbf{Q}_1(x_a) \mathbf{m}_{T-1} + \beta \delta^2 \Delta \mathbf{Q}_1(x_a) \overline{\mathbf{Q}}_{T-1} \mathbf{m}_T + \\ &\quad \beta^2 \delta^2 \Delta \mathbf{Q}_1(x_a) [\overline{\mathbf{Q}}_{T-1} - \mathbf{Q}_2] \mathbf{m}_T\end{aligned}\tag{56}$$

$$\begin{aligned}\Delta \ln(s_{1,T-2}(x_b)) &= \beta \delta \Delta \mathbf{Q}_1(x_b) \mathbf{m}_{T-1} + \beta \delta^2 \Delta \mathbf{Q}_1(x_b) \overline{\mathbf{Q}}_{T-1} \mathbf{m}_T + \\ &\quad \beta^2 \delta^2 \Delta \mathbf{Q}_1(x_b) [\overline{\mathbf{Q}}_{T-1} - \mathbf{Q}_2] \mathbf{m}_T\end{aligned}\tag{57}$$

We first note that the only term for which β and δ are not interchangeable in period $T - 2$ is $\beta \delta^2 \Delta \mathbf{Q}_1(x_a) \overline{\mathbf{Q}}_{T-1} \mathbf{m}_T$. The set identification of β and δ therefore relies on a higher order interaction term. These terms are furthermore likely to be highly correlated in finite samples which suggests that precise estimation of the two parameters separately may be hard to achieve. We illustrate this point with a simulation below.

A.1 Estimation routine

We estimate β and δ from the sample counterparts to the moment conditions in (21) and (22) by minimum distance. Holding the choice fixed at some $k \in \mathcal{D} \setminus \{K\}$, a pair of periods t and t' and a pair of states x_1 and x_2 give the exclusion restriction $u_t(x_1) = u_{t'}(x_2)$. The corresponding moment is

$$\begin{aligned}\psi(\beta, \delta; x, t) &= \frac{s_{k,t}(x_1)}{s_{K,t}(x_1)} - \frac{s_{k,t'}(x_2)}{s_{K,t'}(x_2)} - \\ &\quad \beta \delta ([\mathbf{Q}_k(x_1) - \mathbf{Q}_K(x_2)] \mathbf{v}_{t+1} - [\mathbf{Q}_k(x_2) - \mathbf{Q}_K(x_2)] \mathbf{v}_{t'+1})\end{aligned}\tag{58}$$

where $\mathbf{v}_t = \mathbf{m}_t + \delta \mathbf{Q}_t^{pb} \mathbf{v}_{t+1}$. We denote the vector of moments which has one element for each exclusion restriction $\psi(\beta, \delta; \cdot, \cdot)$. The minimum distance criterion is

$$S(\beta, \delta) = \psi \mathbf{W} \psi'$$

for a weight matrix \mathbf{W} . The gradient and the Hessian of the criterion function are given in the appendix.

A.2 Simulation

We set the number of states $J = 6$, for $T = 3$, and draw data for $N = 1000000$ agents. The discount parameters are set $\beta = 0.80$ and $\delta = 0.50$. The exclusion restrictions $u_{1,1}(x_1) = u_{1,1}(x_2) = 1.00$ are imposed in estimation. The utilities are

$$\mathbf{u}_1 = \begin{bmatrix} 1.00 & -1.00 & 1.00 \\ 1.00 & 2.00 & 1.00 \\ 1.00 & 2.00 & 4.00 \\ 1.00 & -1.00 & 4.00 \\ 4.00 & 2.00 & 1.00 \\ 1.00 & 5.00 & 3.00 \end{bmatrix}$$

and the transitions are drawn randomly from the true transitions

$$\mathbf{Q}_1 = \begin{bmatrix} 0.19 & 0.22 & 0.06 & 0.28 & 0.06 & 0.19 \\ 0.11 & 0.32 & 0.07 & 0.11 & 0.14 & 0.25 \\ 0.28 & 0.11 & 0.17 & 0.28 & 0.06 & 0.11 \\ 0.21 & 0.14 & 0.24 & 0.24 & 0.07 & 0.10 \\ 0.03 & 0.24 & 0.24 & 0.24 & 0.22 & 0.03 \\ 0.10 & 0.14 & 0.10 & 0.19 & 0.05 & 0.43 \end{bmatrix}$$

$$\mathbf{Q}_2 = \begin{bmatrix} 0.25 & 0.19 & 0.12 & 0.12 & 0.12 & 0.19 \\ 0.08 & 0.08 & 0.31 & 0.15 & 0.23 & 0.15 \\ 0.27 & 0.07 & 0.27 & 0.07 & 0.20 & 0.13 \\ 0.23 & 0.23 & 0.31 & 0.08 & 0.08 & 0.08 \\ 0.19 & 0.25 & 0.12 & 0.06 & 0.25 & 0.12 \\ 0.19 & 0.12 & 0.19 & 0.19 & 0.25 & 0.06 \end{bmatrix}$$

We first confirm that β and δ are identified. We use the true choice probabilities and true transition distributions to recover β and δ up to numerical precision at $\hat{\beta} = 0.80$ and $\hat{\delta} = 0.50$.

Figure A.1 plots the criterion for β and δ , holding δ and β , respectively, at their true values, using the true choice data. The plot shows no clear basin around the minimum, but instead a banana shaped trough. The trough points to issues of inference in finite samples. A similar observation was made in Laibson et al. (2007) for a lifecycle consumption model with $\beta\delta$ preferences and continuous choices, see its Figure 1.

We next use choice data with sampling variation. In Figure A.2, we plot β and δ estimates from 100 data sets drawn from the same DGP. The estimates are seen to

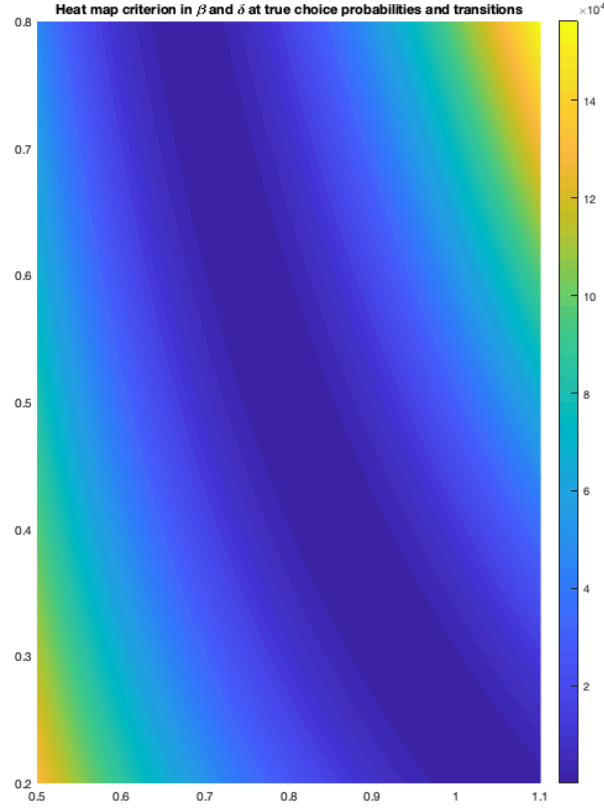


Figure A.1: Heat map of the criterion function for the hyperbolic model using true choice data (no sampling variation).

lie along a hyperbole that is implied by the product of their true values $\beta = \frac{0.80 \cdot 0.50}{\delta}$, similar to the trough in the heat map in Figure A.1. The scatterplot shows that though the parameters are imprecisely estimated separately (the swarm of points stretch along the hyperbole), the products of the parameters are relatively more precisely recovered (the variation around the hyperbole). This points to a practical difficulty in recovering hyperbolic discount function parameters precisely in observational data using our exclusion restrictions. Finally, we estimate an exponential discount function using data generated by a DGP with $\beta = 0.80$ and $\delta = 0.50$. We expect the estimate of δ to be close to 0.80×0.50 and precisely estimated. The estimate is 0.40. The criterion is given in Figure A.3.

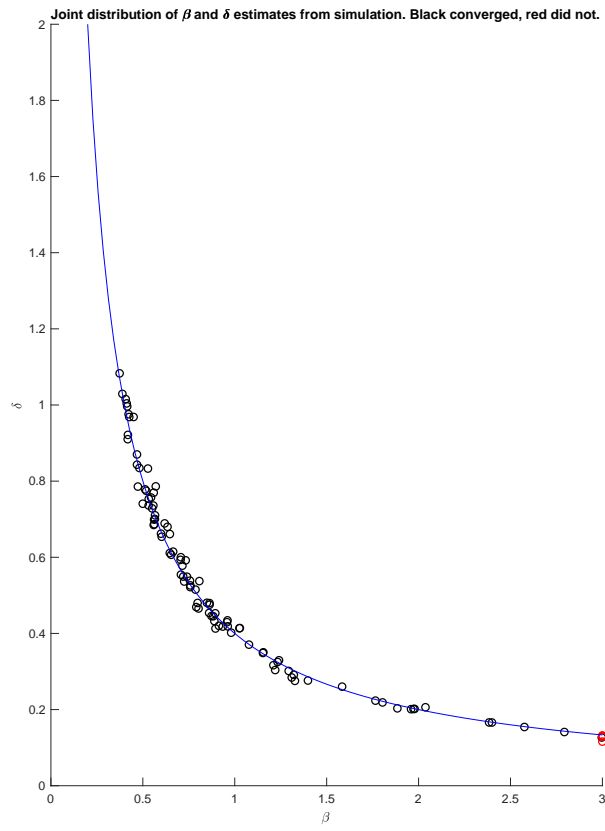


Figure A.2: Estimates of β and δ from data with sampling variation.

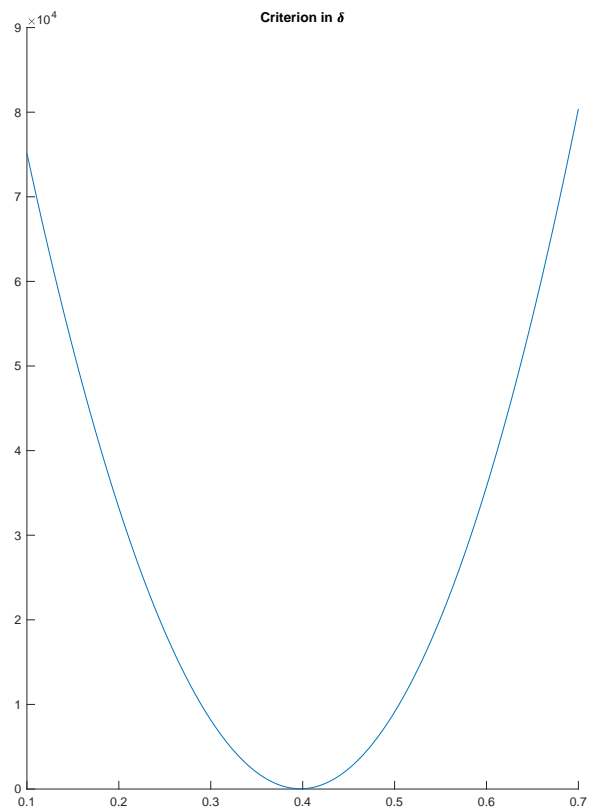


Figure A.3: Plot of the criterion function for the geometric model using choice data with sampling variation.