

Large Language Model for Extracting Complex Contract Information in Industrial Scenes

Yunyang Cao^{*1} Yanjun Li^{*2} Silong Dai^{†2}

Abstract

This paper proposes a high-quality dataset construction method for complex contract information extraction tasks in industrial scenarios and fine-tunes a large language model based on this dataset. Firstly, cluster analysis is performed on industrial contract texts, and GPT-4 and GPT-3.5 are used to extract key information from the original contract data, obtaining high-quality data annotations. Secondly, data augmentation is achieved by constructing new texts, and GPT-3.5 generates unstructured contract texts from randomly combined keywords, improving model robustness. Finally, the large language model is fine-tuned based on the high-quality dataset. Experimental results show that the model achieves excellent overall performance while ensuring high field recall and precision and considering parsing efficiency. LoRA, data balancing, and data augmentation effectively enhance model accuracy and robustness. The proposed method provides a novel and efficient solution for industrial contract information extraction tasks.

1. Introduction

Contracts play a central role in commercial transactions by clearly defining the rights and obligations of both parties and providing legal protection. With the deepening of digital transformation, the importance of digital management and analysis of contract texts has become increasingly prominent. However, traditional contract management faces numerous challenges, among which the diversity of contract formats and the inefficiency of manual review are particularly critical. Contract information extraction provides a

rich, structured data source for building knowledge graphs; in turn, knowledge graphs visually represent the complex relationships between data sources, enabling deeper understanding and application of contract information. This interconnection makes contract management more intelligent, automated, and efficient. In industrial domains, contracts often involve more complex fulfillment requirements, delivery locations, settlement details, material specifications, and additional clauses, covering the entire supply chain.

In recent years, advancements in artificial intelligence, especially in natural language processing (NLP), have provided new approaches for the automated processing of contract texts. Although large language models (LLMs) (Brown et al., 2020; Smith et al., 2022; Du et al., 2022; Rae et al., 2021) have demonstrated powerful capabilities in downstream tasks such as natural language inference and machine translation (Chang et al., 2024), their performance in sequence labeling tasks—such as named entity recognition—still lags behind common baselines (Wang et al., 2023). Moreover, compared to other contexts, industrial contracts are uniquely complex and domain-specific. They cover multiple dimensions, including technical specifications, quality standards, and legal clauses, and frequently involve industry-specific terminology and intricate logical relationships.

Key information extraction from industrial contract texts faces three major challenges: (1) Text processing capabilities: The complexity of industrial contracts requires models with strong text comprehension abilities to handle specialized vocabulary, lengthy texts, and multi-section structures. (2) Accuracy and efficiency: Current information extraction in industrial contracts relies heavily on manual review, making it difficult to balance accuracy with efficiency. (3) Generalization and adaptability: Due to limited data sources, industrial contract texts tend to be uniform in structure with strongly interrelated information.

To address these challenges, this paper proposes an efficient automated data annotation method to construct a large-scale, high-quality dataset of industrial contract texts and significantly enhances the performance of large language models in contract information extraction tasks through fine-tuning. The key **contributions** of this paper are as follows:

^{*}Equal contribution ¹Shanghai Research Institute for Intelligent Autonomous Systems, Tongji University, Shanghai, China ²School of Computer Science and Technology, East China Normal University, Shanghai, China. Correspondence to: Silong Dai <sldai@stu.ecnu.edu.cn>.

- For Chinese industrial contracts, an efficient and low-cost automated data annotation method is proposed, using cluster analysis and stratified sampling to construct a high-quality labeled dataset.
- The dataset is augmented using GPT-4, improving the robustness and generalization ability of the model in downstream tasks.
- Extensive experiments demonstrate that the proposed method achieves excellent overall performance by ensuring high field recall and precision while maintaining efficient parsing.

2. Related Work

This section reviews the current state of research from three perspectives: large language models, data annotation methods based on large language models, and information extraction methods based on large language models.

2.1. Large Language Models

Language models (Devlin et al., 2019; Gao & Lin, 2004; Kombrink et al., 2011) are computational models capable of understanding and generating human language. They can predict the probability of word sequences or generate new text based on a given input. One of the most common types is the n-gram model (Brown et al., 1992), which estimates the probability of a word based on its context.

Large Language Models (LLMs) are advanced language models with a massive number of parameters and strong learning capabilities. The core components of many LLMs, such as GPT-3 (Floridi & Chiriatti, 2020), InstructGPT (Ouyang et al., 2022), and Qwen (Bai et al., 2023), are based on the self-attention mechanism in Transformers (Vaswani et al., 2017). The Transformer architecture adopts a pre-training and fine-tuning paradigm (Christiano et al., 2017; Ziegler et al., 2019), allowing effective transfer learning for specific tasks. During fine-tuning, LLMs require sufficient labeled data for training. If training is to be conducted in a specific domain or on a specialized task, it may be necessary to manually process and annotate the data.

2.2. Data Annotation Methods Based on LLMs

Data annotation is a critical step in machine learning, and fine-tuning large language models also depends on sufficient labeled data.

Due to the complexity and diversity of data, annotation poses challenges for machine learning models. LLMs, with their strong semantic understanding and text generation capabilities, can automatically perform annotation tasks, ensure data consistency, and adapt to specific domains through

fine-tuning or prompting. This significantly improves the effectiveness and accuracy of data labeling and helps address many difficulties inherent in traditional methods (Tan et al., 2024). ZEROGEN (Ye et al., 2022) demonstrates the practicality of zero-shot prompting with large models. It uses prompts such as “A movie review with a positive sentiment is:” to guide the model in generating text x aligned with label y .

2.3. Information Extraction Methods Based on LLMs

Information Extraction (IE) refers to the process of extracting specific events or factual information from natural language texts, enabling automatic classification, extraction, and reconstruction of vast amounts of content. This information typically includes entities, relationships, and events. IE mainly comprises three subtasks: Named Entity Recognition (NER) (Yuan et al., 2022), Relation Extraction (RE) (Wan et al., 2023), and Event Extraction (EE) (Wang et al., 2022). Common methods include TF-IDF (Salton et al., 1975), TextRank (Mihalcea & Tarau, 2004), SnowNLP (Snowfy, 2020), KeyBERT (Maarten, 2021), and UIE (Lu et al., 2022).

Information extraction can be formulated as a sequence prediction problem. Given an input sequence—such as a sentence or a document—consisting of n tokens $\mathbf{X} = [x_1, \dots, x_n]$, along with a prompt P and a target sequence $\mathbf{Y} = [y_1, \dots, y_m]$, the objective is to maximize the autoregressive conditional probability:

$$p_{\theta}(\mathbf{Y}|\mathbf{X}, P) = \prod_{i=1}^m p_{\theta}(y_i|\mathbf{X}, P, y_{<i}) \quad (1)$$

Here, θ denotes the parameters of the large language model, which may either be frozen or trainable. Several studies (Xia et al., 2023; Zhang et al., 2023; Li et al., 2023) have enhanced the model’s understanding of specific tasks by adding extra prompts or instructions P to the input text \mathbf{X} .

3. Method

Industrial contract texts are structurally complex and highly diverse, making it difficult to directly generate high-quality annotated data using large language models. To address this challenge, this paper first classifies the texts and then annotates them separately. The annotations from different categories are then aggregated. The approach involves three main components: prompt construction, automated text annotation, and data augmentation. Specifically, we first construct data samples and then generate annotations in batches. To prevent the large language model from relying too heavily on inherent patterns in industrial contract texts, we perform data augmentation by randomly combining keywords from contracts. This forces the model to focus more

on the specific content of the clauses. Our contract information extraction method provides rich and structured data sources, integrates domain knowledge from the industrial field, and enables deep understanding and management of contract information.

3.1. Prompt Construction for Annotation

In this work, we use GPT-4 to construct data samples and GPT-3.5 to perform batch annotation on the original dataset \mathbf{D} . The original industrial contract texts x in \mathbf{D} come from various business backgrounds. Using a single prompt P and data sample to annotate all texts often leads to incomplete extraction of key information. To solve this problem, we first perform cluster analysis on the original dataset \mathbf{D} and use GPT-4 to extract information from the samples c_i closest to the cluster centers μ_i in each cluster. The extracted result is taken as the annotation y_{c_i} . Each annotated pair $\{c_i, y_{c_i}\}$, along with the prompt P , is then used as input to GPT-3.5 for batch annotation.

Specifically, we first encode the texts using TF-IDF (Robertson, 2004) and then apply the K-means algorithm to cluster the encoded texts. To achieve the optimal clustering result, we consider the number of clusters $K \in [2, 20]$, where K is an integer, and use the Within-Cluster Sum of Squares (WCSS) as the clustering score to evaluate the results. The final number of clusters is chosen based on the highest clustering score. The WCSS is defined as follows:

$$WCSS = \sum_{i=1}^k \sum_{x \in S_i} \|x - \mu_i\|^2 \quad (2)$$

Where k is the number of clusters, S_i is the set of data points in the i -th cluster, μ_i is the centroid of the i -th cluster, x is a data point in the cluster, and $\|x - \mu_i\|$ is the Euclidean distance from x to the cluster center μ_i .

After obtaining the clustering result \mathbf{C} , we extract the same number of samples from each cluster \mathbf{C}_i to form a subset \mathbf{C}'_i for annotation, which reduces both annotation cost and model fine-tuning time. We then proceed with automated text annotation.

3.2. Automated Text Annotation Method

Automated text annotation can significantly reduce the cost of data labeling while greatly improving annotation efficiency. It serves as the foundation for the large-scale generation of high-quality fine-tuning datasets.

Specifically, after obtaining the clustering results \mathbf{C} from the original dataset \mathbf{D} , GPT-4 is used to construct data samples $\{c_i, y_{c_i}\}$ for each cluster \mathbf{C}_i . Using the contextual learning capabilities of large language models, these data samples are incorporated into the prompt P and GPT-3.5 is used

Algorithm 1 Clustering Original Data Based on TF-IDF

Input: Original text data D , TF-IDF model, Maximum number of clusters K , K-means clustering algorithm

Output: Clustered dataset C

$X = \text{TF-IDF}(D)$

$k = 2$

$best_k = 0$

$best_{wcss} = 0$

while $k \leq K$ **do**

$S = \text{K-means}(X, k)$

$sum = 0$

for each $element$ **in** S **do**

$sum = sum + element$

end for

$\mu = sum / length(S)$

$WCSS = 0$

for each s **in** S **do**

$WCSS = WCSS + (s - \mu) \times (s - \mu)$

end for

if $best_{wcss} \geq WCSS$ **then**

$best_{wcss} = WCSS$

$best_k = k$

end if

$k = k + 1$

end while

$C = \text{K-means}(X, best_k)$

to generate annotation results \mathbf{Y}_i for each subset \mathbf{C}'_i . The detailed procedure is as follows:

- Step 1: For each subset \mathbf{C}'_i , the sample c_i that is closest to the cluster center μ_i is selected as input, and GPT-4 is used to generate the corresponding annotation result y_{c_i} .
- Step 2: The pair $\{c_i, y_{c_i}\}$ is used as a data example. With prompt P , GPT-3.5 annotates the remaining contract texts x_i in \mathbf{C}'_i :

$$\mathbf{Y}_i = \text{GPT-3.5}(c_i, y_{c_i}, P, x_i), \forall x_i \in \mathbf{C}'_i \quad (3)$$

- Step 3: A portion of the annotation results in \mathbf{Y}_i is sampled for manual review to ensure quality.
- Step 4: Steps 1 to 3 are repeated until annotations \mathbf{Y} have been generated for all subsets \mathbf{C}'

This process fully leverages the textual understanding and contextual learning capabilities of large language models. It significantly improves annotation efficiency while maintaining high-quality standards. Through these four steps, we transform the original unlabeled dataset \mathbf{D} into a high-quality labeled dataset $\mathbf{D}' = \{\mathbf{C}', \mathbf{Y}\}$, which can be directly used for fine-tuning large models. An example of the automated annotation process is shown in Figure 1.

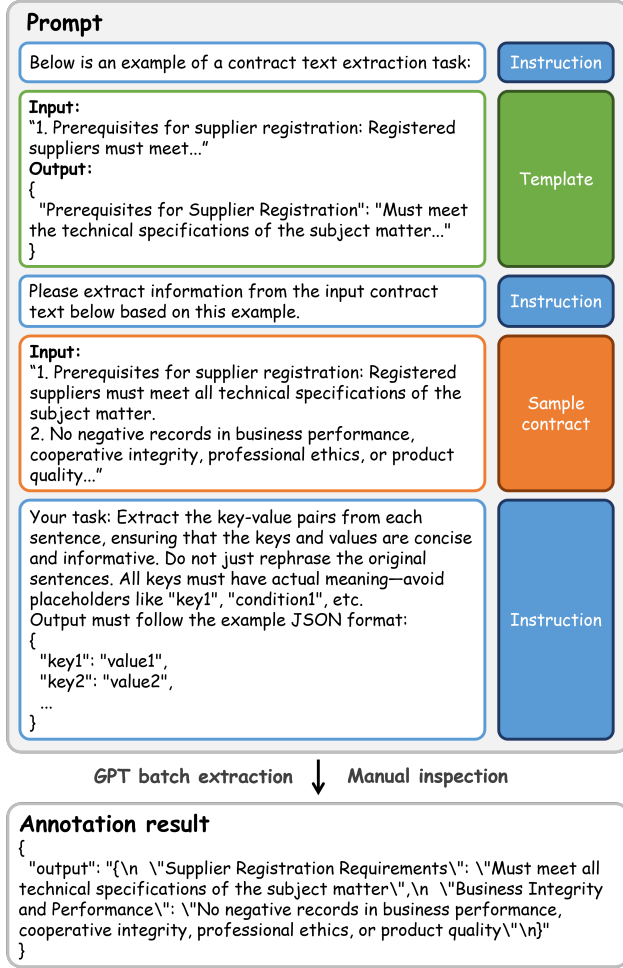


Figure 1. The workflow of the automated text annotation process.

3.3. Data Augmentation Techniques

During the construction of the contract text dataset, because annotations are generated independently for each cluster subset C'_i , the model may become overly reliant on specific keyword combinations and overlook the actual content of contract clauses. This paper aims to encourage the model to focus more on the detailed content of contract clauses rather than the global distribution of keywords.

Since the model architecture cannot be modified, we propose an innovative data augmentation strategy based on cluster analysis to reduce the model's dependence on fixed keyword combinations. This promotes the model's attention to the substantive content of the contract clauses, thereby enhancing its ability to identify and process previously unseen contract samples and improving its performance in new scenarios.

Specifically, the proposed data augmentation method in-

volves the following steps:

- Step 1: Extract all keywords that appear in the annotated data Y , and construct a global keyword set K .
- Step 2: Randomly sample 5–6 keywords from the set K to form a new keyword combination k .
- Step 3: Repeat Step 2 until the predefined number of keyword combinations is obtained, forming a new set of structured annotations K' .
- Step 4: Use the annotations K' as input and prompt a large language model to generate new unstructured contract texts X' , thereby building the augmented dataset $D = \{X', K'\}$.

This method generates an augmented dataset with altered keyword combination patterns, resulting in entirely new contract texts. It enriches the diversity of training data, helping the model focus more on the actual clauses of the contracts. An example of this data augmentation process is shown in Figure 2.

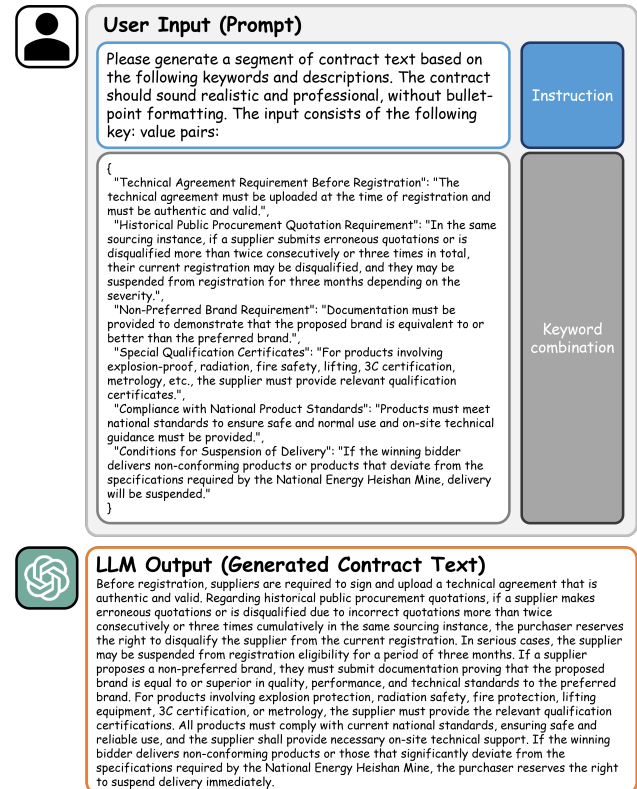


Figure 2. An example of data augmentation.

4. Experimental Results and Analysis

To validate the effectiveness of the proposed large language model for complex contract information extraction, we conduct experiments on an industrial contract dataset. The objective is to investigate the following three research questions:

RQ1: How effective is the proposed large language model for information extraction?

RQ2: Does LoRA fine-tuning improve the extraction accuracy of the large language model?

RQ3: What is the impact of data balancing and data augmentation on the model’s extraction accuracy and robustness?

4.1. Experimental Data

The dataset used in this study is the Intelligent Contract Information Extraction Dataset (Obei, 2023). It is provided by the Obei Industrial Supply Chain Ecosystem Platform and includes contracts for bidding, procurement, sales, transportation, and services. The platform divides the dataset into training and testing sets. **All contracts in the dataset are written in Chinese.** Each contract can be divided into two parts based on content: qualification text and requirement text. This study counts the number of samples and the number of characters (i.e., text length) for each part. Basic statistics of the dataset are shown in Table 1, where Q stands for Qualification and R stands for Requirement.

Table 1. Dataset statistics.

SET TYPE	TEXT TYPE	#SAMPLES	TEXT LENGTH
TRAINING	Q	10,000	[51, 1000]
	R	10,000	[53, 780]
TEST	Q	174	[57, 264]
	R	174	[65, 503]

According to the method described in Section 3.1, we perform clustering analysis on the dataset. Specifically, we apply K-Means clustering separately to the qualification texts and requirement texts, dividing the qualification texts into 9 clusters (denoted as Q0, Q1, ..., Q8) and the requirement texts into 10 clusters (denoted as R0, R1, ..., R9). The distribution proportions of the qualification text clusters and requirement text clusters are shown in Figure 3(a) and (b), respectively.

From Figure 3, it can be observed that both qualification and requirement texts suffer from class imbalance. Therefore, stratified sampling is necessary to balance the sample distribution more effectively.

The Intelligent Contract Information Extraction Dataset serves as the experimental foundation for our method. The

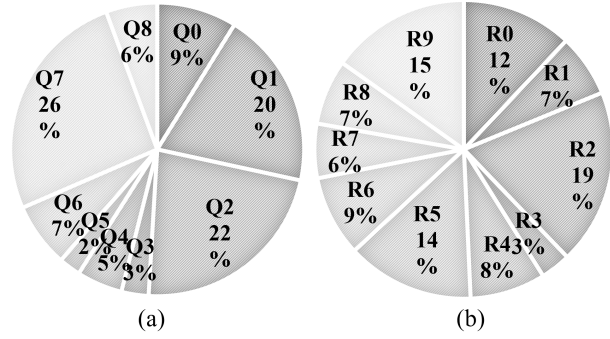


Figure 3. Category distribution ratio of qualification text and requirement text.

subsequent sections will analyze model performance based on evaluation metrics.

4.2. Evaluation Metrics and Base Models

This study evaluates model performance from three key aspects: field extraction accuracy, field recall, and efficiency. Specifically:

- Field extraction accuracy assesses whether the structured output keys match the true keys.
- Field recall evaluates whether the structured output fully matches the gold-standard structured text.
- Efficiency measures the model’s speed in parsing contract texts.

The specific metrics used for each aspect are described below.

Field Extraction Accuracy. Field accuracy measures the hit rate of key fields predicted by the model. The mathematical expressions are as follows:

$$acc_i = \frac{||\mathbf{Key}_i^{match}||}{||\mathbf{Key}_i^{label}||}, \quad (4)$$

$$acc = \frac{1}{n} \sum_{i=1}^n acc_i, \quad (5)$$

where \mathbf{Key}_i^{match} is the set of fields correctly extracted by the model for the i -th sample. \mathbf{Key}_i^{label} is the set of true fields for the i -th sample. n is the total number of contract samples. $|| \cdot ||$ denotes the number of elements in a set. acc_i is the field extraction accuracy for the i -th sample. acc is the average field extraction accuracy across all samples. A predicted field is considered correct if its edit distance from the labeled field is no greater than 3. This metric is

calculated separately for qualification text, requirement text, and all texts combined.

Field Recall. Field recall measures how well the structured content covers the fields commonly present in contracts. To approximate this metric, we adopt the ROUGE (Recall-Oriented Understudy for Gisting Evaluation) scores (Lin, 2004). We use ROUGE-1, ROUGE-2, and ROUGE-L to evaluate the model. ROUGE-N measures the n-gram overlap between the generated summary and the reference summary, with N denoting the length of the n-grams. ROUGE-L measures the longest common subsequence (LCS) overlap. The formula for ROUGE-N and ROUGE-L are:

$$\text{ROUGE-N} = \frac{\sum_{\text{references}} \sum_{\text{n-gram} \in \text{candidate}} N_{\text{match}}(\text{n-gram})}{\sum_{\text{references}} \sum_{\text{n-gram} \in \text{references}} N(\text{n-gram})} \quad (6)$$

$$\text{ROUGE-L} = \frac{\sum_{\text{references}} \text{LCS}(\text{candidate}, \text{references})}{\sum_{\text{references}} \text{Length}(\text{references})} \quad (7)$$

where $N_{\text{match}}(\text{n-gram})$ is the count of overlapping n-grams between candidate and reference. $\text{LCS}(\cdot)$ is the length of the longest common subsequence. $\text{Length}(\cdot)$ denotes the total length of the reference summary.

Efficiency. Efficiency refers to the model’s contract parsing speed, which is the reciprocal of the average time taken to parse a contract. Therefore, we use **contracts parsed per second** as the evaluation metric.

Base Models. Three open-source Chinese large language models are used as base models for comparison: **GLM-4-9B (GLM4)** (Du et al., 2021), **Baichuan2-13B-Chat (Baichuan2)** (Yang et al., 2023), **Qwen2.5-14B (Qwen2.5)** (Bai et al., 2023). These models are known for strong performance and have fewer than 20 billion parameters, making them suitable for fine-tuning on a single GPU.

All seven selected evaluation metrics are ”the higher, the better.” Detailed experimental results will be discussed in Sections 4.4 to 4.6.

4.3. Experimental Environment and Basic Parameters

The experiments in this study are conducted on a single NVIDIA RTX A6000 GPU (48GB). The model fine-tuning approach adopted is LoRA (Low-Rank Adaptation). The number of training epochs and the LoRA rank are treated as tunable hyperparameters, and optimal parameter analysis will be discussed in Section 4.5. In the performance evaluation in Section 4.4, we compare the performance of the three base models, GLM4, Baichuan2, and Qwen2.5, under the same hyperparameter settings. Additionally, four traditional information extraction methods are used as baselines for comparison: TF-IDF, TextRank, SnowNLP, KeyBERT. These methods are used to extract keywords, and the UIE (Universal Information Extraction) framework is applied

to extract key information based on those keywords. In the ablation study in Section 4.6, we evaluate the impact of data balancing and data augmentation on model performance under the same hyperparameter settings. During data augmentation, 10% new samples are generated.

With the above, all experimental preparations have been completed. The following sections will present the experiments and analyze the results.

4.4. Performance Evaluation

In the performance evaluation, eight different methods are compared. Based on initial hyperparameter tuning, Qwen2.5 demonstrates the best performance; therefore, further fine-tuning is applied to Qwen2.5, and the resulting model is referred to as Qwen2.5-Final.

Table 2 presents the performance of all eight methods. Among them, GLM4, Baichuan2, and Qwen2.5 are trained under the same hyperparameter settings: one training epoch and LoRA rank of 8. Qwen2.5-Final is trained with the optimal hyperparameters. In Table 2, Text Q refers to qualification text, and Text R refers to requirement text. For each metric, the highest value is shown in bold, and the second highest value is underlined.

In addition, we performed a qualitative analysis of the model outputs. Figure 4 shows an example of information extraction from contract texts by the model.

Based on the results in the performance test and the extraction example, we can address Research Question 1 (RQ1): The large language models demonstrate extraction performance that meets real-world business requirements. Specifically, the large language models significantly outperform traditional extraction methods across all metrics.

Among the fine-tuned large models, Qwen2.5 achieves the highest field extraction accuracy, highest recall rate, and the second-fastest processing efficiency. Therefore, Qwen2.5 is selected as the base model.

After applying optimal hyperparameter settings, the final model Qwen2.5-Final exhibits substantial improvements in field recall rate and ROUGE scores. In particular, the model successfully extracts key information such as: “Equipment replacement requirements” from performance clauses, “Delivery requirements” from delivery location clauses, “Quotation requirements” from settlement sections, “Technical requirements for equipment ordering” from material information, and “Bidding principles” from additional terms.

In conclusion, the proposed method offers fast automated extraction, significantly higher accuracy than traditional non-LLM methods, and domain-specific knowledge relevant to industrial contracts, meeting the practical needs of business applications.

Table 2. Main results.

	Q ACC.	R ACC.	TOTAL ACC.	ROUGE-1	ROUGE-2	ROUGE-L	EFFICIENCY
TF-IDF+UIE	0.1505	0.1057	0.1281	0.0000	0.0000	0.0000	0.31
TEXTRANK+UIE	0.0259	0.1282	0.0770	0.0012	0.0000	0.0012	0.31
SNOWNLP+UIE	0.1621	0.2391	0.2006	0.0003	0.0000	0.0003	0.31
KEYBERT+UIE	0.0396	0.0523	0.0460	0.0012	0.0000	0.0012	0.30
GLM4	0.1709	0.6136	0.3819	0.6173	0.4757	0.5697	0.55
BAICHUAN2	0.1745	0.7156	0.4240	0.6202	0.4772	0.5633	0.81
QWEN2.5	0.2495	0.7161	0.4665	0.6290	0.4929	0.5712	0.57
QWEN2.5-FINAL	0.2431	0.7266	0.4724	0.6296	0.5008	0.5791	0.48

**User Input (Contract Text)**

Deliver to the designated location. In case of defective equipment, replace it with new equipment within 3 days. The quotation should be based on delivery to the warehouse designated by the purchaser (including freight, packaging, and insurance costs), and remain valid during the contract execution period. The quotation must comply with the technical requirements for equipment ordering as stated in the attachment, otherwise the quotation will be deemed invalid. When quoting, the supplier must ensure the authenticity and validity of the information provided regarding manufacturer, place of origin, and upper-level supplier. If any falsification is found, the purchaser reserves the right to pursue accountability. Delivery deadline: Deliver according to the purchaser's order requirements. Follow the lowest price bid principle, with comprehensive evaluation based on "quality, delivery time, price, and service" for pricing review and determination of the winning supplier.

**LLM Output (Contract Information)**

```
{
  "Delivery Requirements": "Deliver to the designated location",
  "Equipment Replacement Requirements": "Replace defective equipment within 3 days",
  "Quotation Requirements": "Delivery to purchaser's designated warehouse, including freight, packaging, and insurance costs",
  "Technical Requirements for Equipment Ordering": "Quotation must comply with technical requirements in the attachment",
  "Supplier Information Requirements": "Information on manufacturer, place of origin, and upper-level supplier must be authentic and valid",
  "Delivery Deadline Requirements": "Deliver according to purchaser's order requirements",
  "Winning Bid Principle": "Lowest price bid principle, with comprehensive evaluation based on quality, delivery time, price, and service"
}
```

Figure 4. An example of model extracting information from contract text.

4.5. Optimal Parameter Analysis

To investigate the impact of hyperparameters on model training, this study analyzes two key hyperparameters of LoRA fine-tuning: the rank and the number of training epochs, aiming to determine the optimal parameter combination for fine-tuning the model.

The LoRA rank is a critical hyperparameter that determines the number of trainable parameters during fine-tuning. As shown in Table 3, we compare the performance of Qwen2.5 under different rank settings with the number of training epochs fixed at 1. The results indicate that the model achieves the best performance when the LoRA rank is 12.

Table 3. Model results under three LoRA rank parameter settings.

LoRA RANK	ROUGE-1	ROUGE-2	ROUGE-L
4	0.6283	0.4952	0.5734
8	0.6292	0.4929	0.5712
12	0.6296	0.5008	0.5791

Additionally, we further evaluate the effect of different training epoch counts on model performance, keeping the LoRA rank fixed at 12. The results, summarized in Table 4, show that the model achieved the best overall performance based on the three ROUGE metrics, when the number of training epochs is 1.

Table 4. Model results under five epochs parameter settings.

EPOCHS	ROUGE-1	ROUGE-2	ROUGE-L
1	0.6296	0.5008	0.5791
2	0.6233	0.4852	0.5598
3	0.6173	0.4753	0.5632
4	0.6160	0.4717	0.5609
5	0.6228	0.4968	0.5876

Therefore, we select the model trained with a LoRA rank of 12 and 1 training epoch as the final model configuration for subsequent experiments.

4.6. Ablation Study

To address Research Question RQ2, we design ablation experiments to verify the effectiveness of fine-tuning in improving model performance. Using LoRA for fine-tuning, we compare model performance before and after fine-tuning. The results are presented in Table 5.

As shown in Table 5, although Qwen2.5 performs the worst before fine-tuning and Baichuan2 has the best initial performance, Qwen2.5 shows the most significant improvement after LoRA fine-tuning, achieving the highest ROUGE-1, ROUGE-2, and ROUGE-L scores among all models. This confirms that LoRA fine-tuning significantly enhances the

Table 5. Performance comparison before and after fine-tuning. R-1, R-2, R-L are the abbreviations of ROUGE-1, ROUGE-2, and ROUGE-L respectively.

	AFTER FINE-TUNING			BEFORE FINE-TUNING			IMPROVEMENT RATE		
	R-1	R-2	R-L	R-1	R-2	R-L	R-1	R-2	R-L
GLM4	0.6173	0.4757	0.5697	0.4904	0.2920	0.3347	+25.88%	+62.91%	+70.21%
BAICHUAN2	0.6202	0.4772	0.5633	0.5038	0.3190	0.3783	+23.10%	+49.59%	+48.90%
QWEN2.5	0.6292	0.4929	0.5712	0.4445	0.2051	0.2755	+41.55%	+140.32%	+107.33%

extraction accuracy of large language models.

To address Research Question RQ3, another ablation study is conducted to examine the impact of data balancing and data augmentation on model performance. We evaluate four processing conditions, each trained independently three times. We compute the mean and standard deviation of ROUGE-1 scores to assess both accuracy and robustness. Results are shown in Table 6.

Table 6. Impact of data balancing and augmentation on ROUGE-1.

PROCESSING TYPE	MEAN	STD. DEV.
IMBALANCED + NO AUG.	0.6217	0.0021
BALANCED + NO AUG.	0.6274	0.0017
IMBALANCED + AUG.	0.6261	0.0009
BALANCED + AUG.	0.6289	0.0011

From Table 6, we observe that data balancing significantly improves prediction accuracy (higher ROUGE-1 mean). Data augmentation improves both accuracy and model robustness (lower standard deviation). The combined use of balancing and augmentation yields the best performance in both accuracy and robustness. Therefore, the proposed data preprocessing strategies are both feasible and effective, and contribute meaningfully to improving model performance in industrial contract information extraction.

5. Conclusion

To address the challenge of extracting information from industrial contract texts, this paper proposes an automated data annotation and augmentation method based on large language models. Leveraging the advanced capabilities of GPT-4 and GPT-3.5, the approach performs clustering and key information extraction on raw contract data to build a high-quality annotated dataset. Moreover, by decoupling the implicit binding relationships among keywords, and having GPT-3.5 annotate randomly recombined keywords, the method enhances the model’s adaptability to varied contract scenarios.

In addition, this research deploys open-source large language models locally, and conducts fine-tuning and optimization specifically for the industrial contract domain. Ex-

perimental results demonstrate that the proposed approach achieves high field-level recall and accuracy while maintaining efficient parsing performance. Furthermore, data balancing and augmentation significantly improve both accuracy and robustness, yielding strong overall performance.

The future work can focus on further balancing model performance with computational cost, and exploring lightweight and modular optimization strategies. These directions are essential for promoting the practical deployment of this technology in industrial applications.

References

- Bai, J., Bai, S., Chu, Y., Cui, Z., Dang, K., Deng, X., Fan, Y., Ge, W., Han, Y., Huang, F., et al. Qwen technical report. *arXiv preprint arXiv:2309.16609*, 2023.
- Brown, P. F., Della Pietra, V. J., Desouza, P. V., Lai, J. C., and Mercer, R. L. Class-based n-gram models of natural language. *Computational linguistics*, 18(4):467–480, 1992.
- Brown, T., Mann, B., Ryder, N., Subbiah, M., Kaplan, J. D., Dhariwal, P., Neelakantan, A., Shyam, P., Sastry, G., Askell, A., et al. Language models are few-shot learners. *Advances in neural information processing systems*, 33: 1877–1901, 2020.
- Chang, Y., Wang, X., Wang, J., Wu, Y., Yang, L., Zhu, K., Chen, H., Yi, X., Wang, C., Wang, Y., et al. A survey on evaluation of large language models. *ACM transactions on intelligent systems and technology*, 15(3):1–45, 2024.
- Christiano, P. F., Leike, J., Brown, T., Martic, M., Legg, S., and Amodei, D. Deep reinforcement learning from human preferences. *Advances in neural information processing systems*, 30, 2017.
- Devlin, J., Chang, M.-W., Lee, K., and Toutanova, K. Bert: Pre-training of deep bidirectional transformers for language understanding. In *Proceedings of the 2019 conference of the North American chapter of the association for computational linguistics: human language technologies, volume 1 (long and short papers)*, pp. 4171–4186, 2019.

- Du, N., Huang, Y., Dai, A. M., Tong, S., Lepikhin, D., Xu, Y., Krikun, M., Zhou, Y., Yu, A. W., Firat, O., et al. Glam: Efficient scaling of language models with mixture-of-experts. In *International conference on machine learning*, pp. 5547–5569. PMLR, 2022.
- Du, Z., Qian, Y., Liu, X., Ding, M., Qiu, J., Yang, Z., and Tang, J. Glm: General language model pretraining with autoregressive blank infilling. *arXiv preprint arXiv:2103.10360*, 2021.
- Floridi, L. and Chiriatti, M. Gpt-3: Its nature, scope, limits, and consequences. *Minds and Machines*, 30:681–694, 2020.
- Gao, J. and Lin, C.-Y. Introduction to the special issue on statistical language modeling, 2004.
- Isnowfy. Snownlp: Simplified chinese text processing. <https://github.com/isnowfy/snownlp>, 2020.
- Kombrink, S., Mikelov, T., Karafiát, M., and Burget, L. Recurrent neural network based language modeling in meeting recognition. In *Interspeech*, volume 11, pp. 2877–2880, 2011.
- Li, J., Jia, Z., and Zheng, Z. Semi-automatic data enhancement for document-level relation extraction with distant supervision from large language models. *arXiv preprint arXiv:2311.07314*, 2023.
- Lin, C.-Y. Rouge: A package for automatic evaluation of summaries. In *Text summarization branches out*, pp. 74–81, 2004.
- Lu, Y., Liu, Q., Dai, D., Xiao, X., Lin, H., Han, X., Sun, L., and Wu, H. Unified structure generation for universal information extraction. *arXiv preprint arXiv:2203.12277*, 2022.
- Maarten, G. Keybert: Minimal keyword extraction with bert. <https://doi.org/10.5281/zenodo.4461265>, 2021.
- Mihalcea, R. and Tarau, P. Textrank: Bringing order into text. In *Proceedings of the 2004 conference on empirical methods in natural language processing*, pp. 404–411, 2004.
- Obei. Intelligent contract information extraction dataset. https://s3public.obei.com.cn/pbkton0002/platform/other/dasai/%E5%90%88%E5%90%8C%E4%BF%A1%E6%81%AF%E7%90%86%E8%A7%A3%E7%B3%BB%E7%BB%9F_%E8%B5%9B%E9%A2%98%E6%95%B0%E6%8D%AE.zip, 2023.
- Ouyang, L., Wu, J., Jiang, X., Almeida, D., Wainwright, C., Mishkin, P., Zhang, C., Agarwal, S., Slama, K., Ray, A., et al. Training language models to follow instructions with human feedback. *Advances in neural information processing systems*, 35:27730–27744, 2022.
- Rae, J. W., Borgeaud, S., Cai, T., Millican, K., Hoffmann, J., Song, F., Aslanides, J., Henderson, S., Ring, R., Young, S., et al. Scaling language models: Methods, analysis & insights from training gopher. *arXiv preprint arXiv:2112.11446*, 2021.
- Robertson, S. Understanding inverse document frequency: on theoretical arguments for idf. *Journal of documentation*, 60(5):503–520, 2004.
- Salton, G., Wong, A., and Yang, C.-S. A vector space model for automatic indexing. *Communications of the ACM*, 18(11):613–620, 1975.
- Smith, S., Patwary, M., Norick, B., LeGresley, P., Rajbhandari, S., Casper, J., Liu, Z., Prabhumoye, S., Zerveas, G., Korthikanti, V., et al. Using deepspeed and megatron to train megatron-turing nlg 530b, a large-scale generative language model. *arXiv preprint arXiv:2201.11990*, 2022.
- Tan, Z., Beigi, A., Wang, S., Guo, R., Bhattacharjee, A., Jiang, B., Karami, M., Li, J., Cheng, L., and Liu, H. Large language models for data annotation: A survey. *arXiv e-prints*, pp. arXiv–2402, 2024.
- Vaswani, A., Shazeer, N., Parmar, N., Uszkoreit, J., Jones, L., Gomez, A. N., Kaiser, Ł., and Polosukhin, I. Attention is all you need. *Advances in neural information processing systems*, 30, 2017.
- Wan, Z., Cheng, F., Mao, Z., Liu, Q., Song, H., Li, J., and Kurohashi, S. Gpt-re: In-context learning for relation extraction using large language models. *arXiv preprint arXiv:2305.02105*, 2023.
- Wang, S., Sun, X., Li, X., Ouyang, R., Wu, F., Zhang, T., Li, J., and Wang, G. Gpt-ner: Named entity recognition via large language models. *arXiv preprint arXiv:2304.10428*, 2023.
- Wang, X., Li, S., and Ji, H. Code4struct: Code generation for few-shot event structure prediction. *arXiv preprint arXiv:2210.12810*, 2022.
- Xia, Y., Zhao, Y., Wu, W., and Li, S. Debiasing generative named entity recognition by calibrating sequence likelihood. In *Proceedings of the 61st Annual Meeting of the Association for Computational Linguistics (Volume 2: Short Papers)*, pp. 1137–1148, 2023.
- Yang, A., Xiao, B., Wang, B., Zhang, B., Bian, C., Yin, C., Lv, C., Pan, D., Wang, D., Yan, D., et al. Baichuan

2: Open large-scale language models. *arXiv preprint arXiv:2309.10305*, 2023.

Ye, J., Gao, J., Li, Q., Xu, H., Feng, J., Wu, Z., Yu, T., and Kong, L. Zerogen: Efficient zero-shot learning via dataset generation. *arXiv preprint arXiv:2202.07922*, 2022.

Yuan, S., Yang, D., Liang, J., Li, Z., Liu, J., Huang, J., and Xiao, Y. Generative entity typing with curriculum learning. *arXiv preprint arXiv:2210.02914*, 2022.

Zhang, K., Gutiérrez, B. J., and Su, Y. Aligning instruction tasks unlocks large language models as zero-shot relation extractors. *arXiv preprint arXiv:2305.11159*, 2023.

Ziegler, D. M., Stiennon, N., Wu, J., Brown, T. B., Radford, A., Amodei, D., Christiano, P., and Irving, G. Fine-tuning language models from human preferences. *arXiv preprint arXiv:1909.08593*, 2019.