

# FEVO: FINANCIAL KNOWLEDGE EXPANSION AND REASONING EVOLUTION FOR LARGE LANGUAGE MODELS

Bo Pang<sup>1,✉</sup>, Yalu Ouyang<sup>3,†,✉</sup>, Hangfei Xu<sup>1</sup>, Ziqi Jia<sup>2,†</sup>, Panpan Li<sup>1</sup>,  
Shengzhao Wen<sup>1</sup>, Lu Wang<sup>1</sup>, Shiyong Li<sup>1</sup>, Yanpeng Wang<sup>1</sup>

<sup>1</sup>AI Cloud Group, Baidu    <sup>2</sup>Tsinghua University

<sup>3</sup>University of California, San Diego

## ABSTRACT

Advancements in reasoning for large language models (LLMs) have led to significant performance improvements for LLMs in various fields such as mathematics and programming. However, research applying these advances to the financial domain, where considerable domain-specific knowledge is necessary to complete tasks, remains limited. To address this gap, we introduce **FEVO (Financial Evolution)**, a multi-stage enhancement framework developed to enhance LLM performance in the financial domain. FEVO systemically enhances LLM performance by using continued pre-training (CPT) to *expand financial domain knowledge*, supervised fine-tuning (SFT) to *instill structured, elaborate reasoning patterns*, and reinforcement learning (RL) to *further integrate the expanded financial domain knowledge with the learned structured reasoning*. To ensure effective and efficient training, we leverage frontier reasoning models and rule-based filtering to curate **FEVO-Train**, high-quality datasets specifically designed for the different post-training phases. Using our framework, we train the FEVO series of models—C32B, S32B, R32B—from Qwen2.5-32B and evaluate them on seven benchmarks to assess financial and general capabilities, with results showing that FEVO-R32B achieves state-of-the-art performance on five financial benchmarks against much larger models as well as specialist models. More significantly, FEVO-R32B demonstrates markedly better performance than FEVO-R32B-0 (trained from Qwen2.5-32B-Instruct using only RL), thus validating the effectiveness of *financial domain knowledge expansion* and *structured, logical reasoning distillation*.

## 1 INTRODUCTION

Recent studies in large language models (LLMs) have led to widespread popularity of enhancing model capabilities via long Chain-Of-Thought (CoT) reasoning. Models such as OpenAI o1 (OpenAI, 2024), DeepSeek R1 (DeepSeek-AI, 2025) have demonstrated sophisticated reasoning behaviors and remarkable performance on complex tasks. There have been many successful attempts (Wen et al., 2025; Hu et al., 2025) to replicate this behavior on smaller models that have led to performances comparable to much larger models on tasks such as mathematics. In the financial domain, works such as Fin-R1 (Liu et al., 2025b) and DianJin-R1 (Zhu et al., 2025) have also validated the effectiveness of this reasoning paradigm.

However, the practical application of LLM reasoning models in financial scenarios still faces the following challenges:

† Completed during internship at Baidu

✉ Emails: pangbo06@baidu.com, yaouyang@ucsd.edu

1. Pretrained models display insufficient keyword expansion capability in the financial domain, which makes it difficult to cover the semantic requirements of professional terminology, emerging concepts, and complex logic when dealing with industry-specific scenarios.
2. The low quality and poor verifiability of open-source data, with large amounts of data suffering from noise, latency, or unstructured issues and lacking a unique verifiable solution, directly affecting the reliability of model training and the credibility of reasoning results.
3. In reinforcement learning (RL) training, “reward hacking” (Gao et al., 2022; Everitt et al., 2021)—where models obtain illegal rewards by strategically bypassing true semantic understanding—often occurs, which elicit non-desirable model behaviors and undermine the effects of RL training.

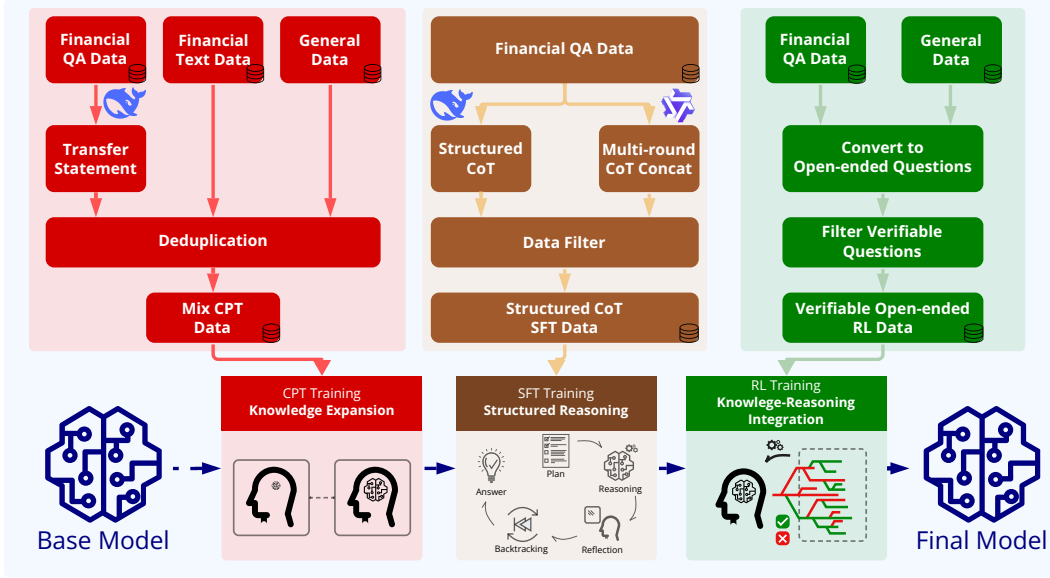


Figure 1: Overall pipeline for FEVO, including dataset curation and training

To address the above challenges, we designed **FEVO (Financial Evolution)**, a framework to enhance LLM performance in the financial domain (as illustrated in Figure 1). FEVO consists of three stages to progressively and systemically enhance LLM performance: continued pre-training (CPT) to **expand financial domain knowledge**, supervised fine-tuning (SFT) to **instill structured, elaborate reasoning patterns**, and reinforcement learning (RL) to **further integrate the expanded financial domain knowledge with the learned structured reasoning**. Primarily, FEVO addresses the issue of insufficient financial keyword expansion capability in pretrained models by using CPT to expand financial domain knowledge, then SFT and RL to guide models towards more effective utilization of their expanded knowledge during task-solving.

To obtain high-quality data for the different training phases, FEVO utilizes finely-grained filtering pipelines to eliminate noise as well as corrupted content present in raw data. Specifically, the pipelines include answer-reference matching, reasoning chain validation, hyperlink elimination, image/table filtering, sub-question filtering and more. Additionally, to address the issue of “reward hacking” in the RL phase, we leverage DeepSeek-R1 to convert single-/multiple-choice questions into open-ended ones, vastly decreasing the possibility of models “guessing” correct solutions and obtaining rewards without actually comprehending the question. Moreover, this process can effectively increase the amount of training data by expanding answer choices into standalone training samples. Using the filtering pipelines and conversion process, we curate **FEVO-Train-C**, **Train-S**, and **Train-R**—datasets tailored to each stage’s training objectives.

We train the FEVO series of models—C32B, S32B, R32B—from Qwen2.5-32B and evaluate them on seven benchmarks to assess financial and general capabilities. Results show that **FEVO-R32B** achieves state-of-the-art performance on five financial benchmarks against much larger models and

specialist models for the financial domain. We also train R32B-0 from Qwen2.5-Instruct using solely RL to gauge the effectiveness of our framework. Although FEVO-R32B-0 recorded the third-best overall performance, there is a marked performance gap between R32B-0 and R32B, which further validates the effectiveness of *financial domain knowledge expansion* and *structured, logical reasoning distillation* in FEVO.

Our main contributions are summarized as follows:

- We propose **FEVO**, a multi-stage enhancement framework for the financial domain. The pipeline consists of continued pretraining (CPT) to *expand specialized domain knowledge*, supervised fine-tuning (SFT) to *instill structured, elaborate reasoning*, and reinforcement learning (RL), which *further integrates the financial domain knowledge acquired during CPT with the chain-of-thought reasoning patterns learned in SFT*, thereby pushing the upper limit of the model’s reasoning capabilities in the financial domain.
- We propose a multi-source integration strategy (encompassing CPA textbooks, industry corpora, and mock exam questions) along with finely-grained data filtering, which includes answer-reference matching, reasoning chain validation, image/table filtering, and sub-question separation. To address the issue of “reward hacking” during RL, we also leverage DeepSeek-R1 to convert single-/multiple-choice questions into open-ended ones and vastly decrease the probability of models “guessing” a correct answer. These efforts result in **FEVO-Train-C**, **Train-S**, and **Train-R**—high-quality datasets tailored to each stage’s training objectives.
- We demonstrate that **FEVO-R32B**, built upon Qwen2.5-32B (Qwen et al., 2025), outperforms larger models such as GPT-4o and DeepSeek-R1 as well as specialized financial models like Dianjin-R1 on multiple financial benchmarks including FinanceIQ, CFLUE, and FIN-EVA. It also surpasses FEVO-R32B-0 (trained from Qwen2.5-32B-Instruct using only RL), validating the effectiveness of the FEVO framework in *expanding financial domain knowledge* and *establishing structured reasoning* to enable high-quality financial reasoning on medium-scale open-source LLMs.

## 2 DATASET CURATION

### 2.1 DATA SOURCE SELECTION

Our data sources consist of open-source and in-house datasets dedicated to financial domain knowledge, complemented by general-purpose datasets that cover a wide spectrum of domains.

- **Acc Learn** is an in-house dataset consisting of teaching material for registered accountants and CPA (Certified Public Accountants) examination preparations.
- **FinCorpus** (Team, 2023a) is an open-source financial dataset curated by Duxiaoman which contains financial news reports, listed company announcements, and financial exam questions. We utilize the latter portion of the dataset in our pipeline.
- **IndustryCorpus** (BAAI, 2024) is an open-source pretraining dataset curated by BAAI that spans over 18 industries including medical, education, finance, law, etc. We utilize the finance category in our pipeline.
- **InfIMM-WebMath-Edu-zh** (Han et al., 2024) is an open-source Chinese mathematics pretraining dataset filtered from ByteDance’s webMath 40B and curated by Finemath. It includes 2.4M webpages, 8.5M relevant pictures and 40B text tokens all filtered from Common-Crawl.
- **Dolma** (Soldaini et al., 2024) is a dataset of 3 trillion tokens from a diverse mix of web content, academic publications, code, books, and encyclopedic materials.
- **SkyPile 150B** (Wei et al., 2023) is a large dataset specifically designed for pre-training Chinese language models, with an overall token count of around 150B. It contains information extracted from various publicly-available Chinese websites which then undergoes a stringent process of data filtering, deduplication, and desensitization.

- **CFLUE** (Zhu et al., 2024) (Chinese Financial Language Understanding Evaluation) is an open-source Chinese benchmark designed for the purpose of evaluating LLM performance across a wide spectrum of financial tasks. The *Knowledge Assessment* component consists of more than 38,000 multiple-choice questions selected from 15 different types of financial qualification simulation exams along with detailed explanations; the *Application Assessment* component provides over 16,000 instances covering five classic NLP tasks including text classification, machine translation, relation extraction, reading comprehension, and text generation.
- **Chinese-DeepSeek-R1-Distill-data-110k** (Liu et al., 2025a) is a dataset curated for the purposes of distillation from DeepSeek-R1. We only use data from the applied mathematics portion with quality scores of 10.

## 2.2 DATA PROCESSING AND SYNTHESIS

To obtain high-quality training data, we first filter the gathered datasets. Our training pipeline consists of three stages: continued pretraining (CPT), supervised fine-tuning (SFT), and reinforcement learning (RL). We seek to achieve different goals with these stages, and therefore construct the corresponding datasets in different ways.

### 2.2.1 CPT DATA

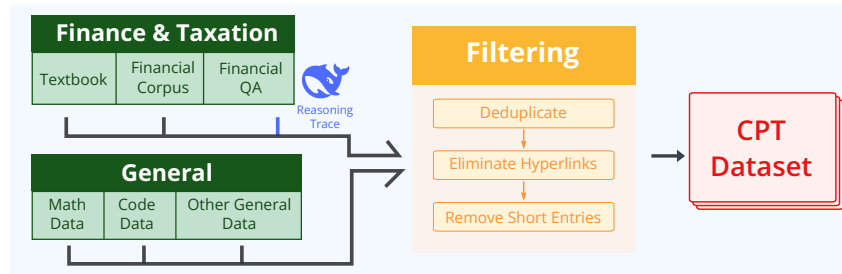


Figure 2: Curation process for the CPT dataset

In the CPT stage, our objective is to expand the trained model’s knowledge (Ke et al., 2023) in the financial domain, thus ensuring that it can recall sufficient amounts of relevant knowledge when solving financial tasks. Thus we utilize open-source financial text corpus to obtain copious amounts of domain data.

One major weakness of pretrained models is insufficient keyword expansion capability for financial terms. When attempting to solve financial tasks, this prevents the model from accurately establishing connections to professional concepts that oftentimes contain complex logic, thereby undermining its performance. To address this issue, we leverage outside knowledge of frontier models along with multiple-choice questions within FinCorpus through the following process (shown in Figure 2): for a given sample question, we ask DeepSeek-R1 (other frontier reasoning models also work) to convert the reference answer choice into a detailed reasoning response which thoroughly explains steps taken to arrive at the solution. After completing data filtering operations including deduplication, hyperlink removal, and short entry elimination, we append detailed reasoning trajectories to the CPT dataset. This allows us to *leverage the external knowledge of frontier models to optimize reasoning patterns and enhance the keyword expansion capabilities of trained models*.

We also include general-domain data in our CPT dataset for the following reasons:

- **Stable output:** When compared to exclusively using financial domain data, integrating general domain data leads to more stable, coherent model responses after training.
- **Performance preservation:** Exclusive exposure to financial domain data during CPT leads to degraded performance at general tasks such as conversation. To prevent the trained model from devolving to a rigid answering bot for financial test questions, general domain data is used to preserve performance at out-of-domain tasks

After the above process, we obtain our CPT dataset **FEVO-Train-C**, with roughly 188M tokens.

### 2.2.2 SFT DATA

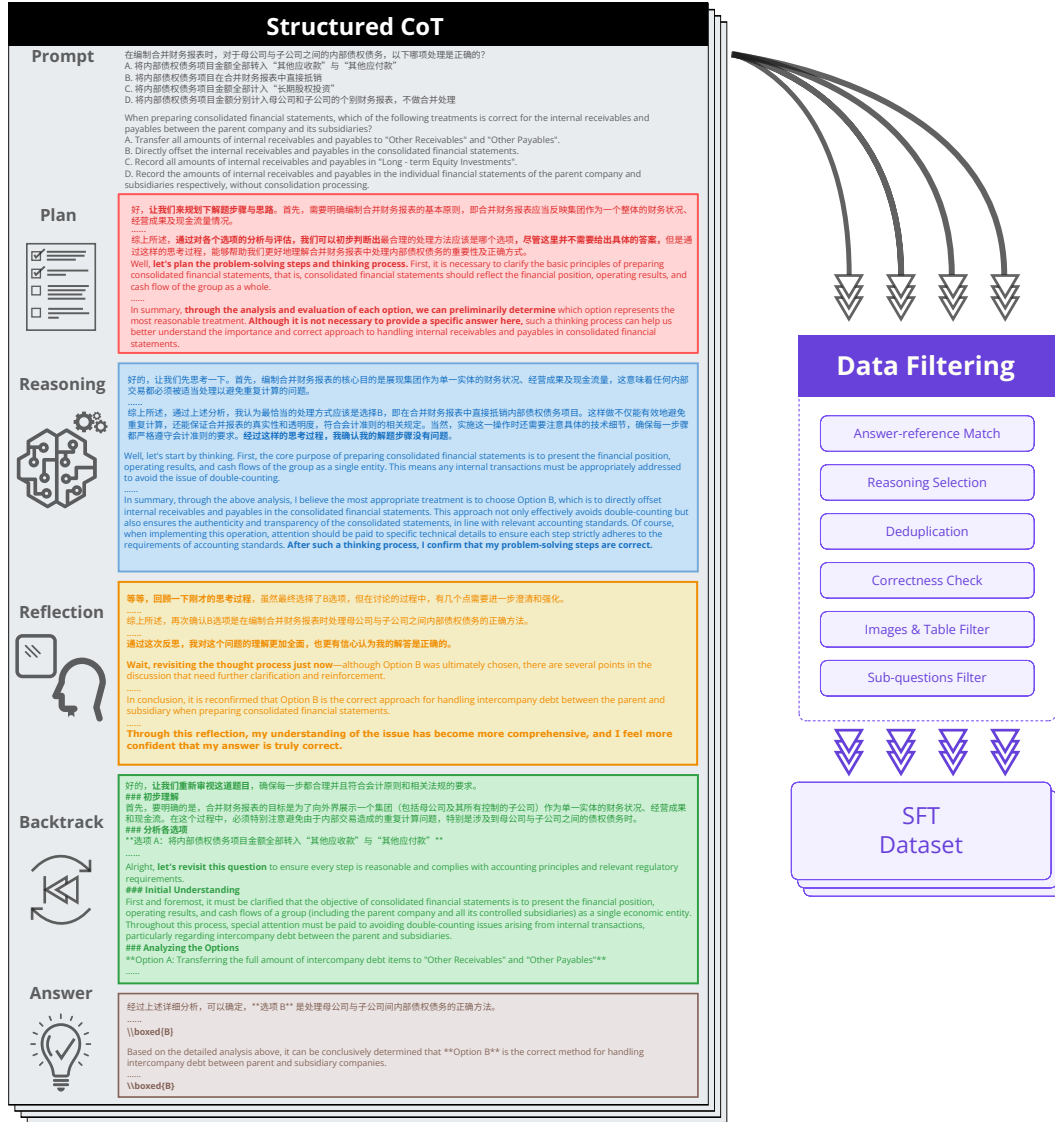


Figure 3: Example of a structured CoT response and the filtering process to obtain SFT dataset

In the SFT stage, the goal is to guide the trained model toward utilizing an elaborate, intricate reasoning paradigm when answering questions. We utilized frontier reasoning models and prompt engineering to generate long, structured Chain-Of-Thought (CoT) traces for knowledge distillation. The generated CoT traces are structured to contain the following elements:

- **Plan:** An initial plan drafted to tackle the problem
- **Reasoning:** A comprehensive thinking process to solve the problem step by step.
- **Reflection:** A review of the reasoning steps in the previous stage, checking for potential errors and potentially overturning existing thought process
- **Backtracking:** An overall evaluation of all of the previous stages, utilizing potentially different approaches for solving attempt

- **Answer:** The final answer based upon all previous thought process

We obtain structured CoTs using two approaches: directly prompting DeepSeek-R1 to generate the CoT traces, and using Qwen2.5-72B-Instruct to generate the individual components in a multi-round session, then concatenate them to create the CoT traces. The data is then subjected through further filtering to eliminate entries not suitable for training (shown in Figure 3):

- **Answer-Reference match:** Entries are removed where the generated answer does not match the provided reference answer
- **Reasoning Selection:** We check whether a) the answer matches the problem and b) the answer is a fluke response without a logical reasoning path, using GPT-4o as a judge. The entry is removed if either condition fails.
- **Deduplication:** We remove duplicate entries from the dataset using a combination of LSM and MinHash (N-gram is set to 13).
- **Correctness Check:** Due to noise introduced by response generation, it's possible that newly-formed response is incorrect. Thus, we verify that the prompt has a solution.
- **Images & Table Filter:** Entries where the prompt contain image references, tables, and hyperlinks are removed.
- **Sub-questions Filter:** Entries that contain multiple sub-questions within the same prompt are removed.

The resulting dataset is **FEVO-Train-S**, comprised of 291K entries.

### 2.2.3 RL DATA



Figure 4: Example of converting a single-choice question to an open-ended one. Necessary information is preserved from the original question, with one of the answer choices used in the new question

For the RL stage, we seek to further integrate the trained model's expanded knowledge (acquired during CPT) with its structured, CoT reasoning (acquired during SFT). We therefore utilize outcome rewards: a correct final response validates the entire reasoning trajectory, thus encouraging diverse reasoning pathway exploration for LLMs where more domain knowledge may be utilized. As such, the training dataset only need to consist of question-answer pairs.

A problem with our initial data is that many are single-/multiple-choice questions. This presents the risk of reward-hacking (Gao et al., 2022; Everitt et al., 2021), since the very limited sample space of potential solutions means that there is a considerable possibility for LLMs to guess the correct answer without actually understanding how to solve it. To address reward-hacking, we construct a pipeline for transforming fixed single-/multiple-choice questions into open-ended response questions (an example is shown in Figure 4). In addition to eliminating reward-hacking, this approach also enabled us to expand the training dataset by synthesizing multiple open-ended questions based on the different choices of the original question.



After obtaining the synthesized data, we further perform a combination of rule-based and model-based filtering to preserve only high-quality data for RL training. The filtering process is based on the following criteria:

- **Clarity:** The question prompt should clearly convey a single request that leaves no room for further interpretations.
- **Verifiability:** The reference answer should be verifiable and easily compared to a generated solution.
- **Solvability:** The question prompt should be structured so that it has a correct solution. Due to the uneven quality of the raw data as well as potential noise introduced through model generation, the synthetic question prompt might not contain a valid solution.
- **Completeness:** The question prompt should contain all contextual information necessary to arrive at a solution. Note that contextual information in this case refers to the specific setup of the problem. *We do not consider a prompt to be lacking information if it asks for well-known domain knowledge (e.g. content of relevant laws or standard industry practice).*

After these steps, we obtain RL dataset **FEVO-Train-R**, with 32k entries of clear, solvable, open-ended questions.

### 3 TRAINING PIPELINE

#### 3.1 KNOWLEDGE EXPANSION VIA CPT

Many problems in the financial domain are highly specialized, and solving them requires significant amounts of relevant background knowledge. Current open-source base models like Qwen (Yang et al., 2025) and LLaMA (AI, 2025) are trained to handle general tasks, meaning that they have been exposed to data from an incredibly wide spectrum of domains throughout their training process. This reduces their ability to correctly recall sufficient information when answering questions from the financial domain.

To address this lack of innate knowledge, we utilize continued pre-training (CPT) to expand the relevant knowledge of LLMs. Using substantial financial data ranging from examination questions to real-world news reports, the trained LLM gains deeper understanding of financial domain knowledge and establishes more intricate connections between relevant financial information.

#### 3.2 STRUCTURED REASONING DISTILLATION VIA SFT

After CPT, the model’s financial domain knowledge is greatly expanded, but the response it generates is often inconsistent. We therefore utilize supervised fine-tuning (SFT) and our SFT reasoning datasets **FEVO-Train-S** to guide the model towards generating coherent responses with intelligible reasoning traces, using high-quality responses generated by frontier models to distill knowledge into the model (Hinton et al., 2015).

During the fine-tuning stage, for a sample question the model is instructed to generate both a reasoning trace and a final output. This complete output is then compared against the reference answer (which contains an elaborate and intricate reasoning trace generated by a frontier model) to calculate a loss that is used for parameter updates. Studies have shown that this act of knowledge distillation can effectively promote reasoning patterns and significantly improve performance on reasoning tasks (Ye et al., 2025; Muennighoff et al., 2025).

During preliminary experiments, we observe that fine-tuned models at this stage already exhibit well-structured, logic CoTs when responding to questions.

#### 3.3 KNOWLEDGE-REASONING INTEGRATION VIA RL

For RL training, we utilize a modified version of VAPO (Yue et al., 2025)—Value-Augmented Proximal Policy Optimization—with sampling enhancements, as well as a rule-based reward mechanism with model complements. We implement our modifications in the veRL framework (Sheng et al., 2024).

The standard VAPO algorithm (A.3) does not employ any sampling and rollout techniques, which undermines effective use of training data and potentially leads to slower training with worse results. As such, we introduce **Balanced Batching**.

### 3.3.1 BALANCED BATCHING

Value-based RL algorithms like PPO (Schulman et al., 2017) allow for policy model updates even for sampled questions that elicit all-correct or all-wrong responses from the trained policy. But the resulting sparse reward signals from these responses make it difficult for the trained policy to learn effectively. Therefore, we eliminate these kind of questions (Yu et al., 2025) from the training batch to ensure that an informative batch is utilized for model parameter update.

However, filtering all-correct and all-wrong questions means that many generated responses are discarded, thereby necessitating multiple rollouts to acquire sufficient samples for the model update training batch. This issue becomes more pronounced as the model becomes more capable throughout training, with our preliminary experiments finding that percentage of all-correct responses in a single generation batch steadily increases to as high as 70%, leading to significant time expenditure as rollout is repeated more often. To address this issue, we construct the rollout batch based on existing accuracy records to include questions that are most likely to be utilized for model updates. We explored two approaches to the filtering condition:

- Only keep questions with an existing accuracy that falls in between accuracy thresholds  $m_{hard}$  and  $m_{easy}$  in the rollout batch
- Define accuracy thresholds  $m_{hard}$ ,  $m_{easy}$  for hard and easy questions, and impose upper limits  $L_{hard}$ ,  $L_{easy}$  (defined as a percentage of the rollout batch size) on their frequency in the rollout batch

After experimenting with the two approaches, we utilized the latter in our RL training process due to greater flexibility, thus obtaining *balanced batches for rollout*. During RL training, we observed an average training speed improvement of 20% compared to default dynamic sampling, with this improvement becoming even more pronounced after several epochs into the training process. We also found that balanced batching have minimal effects on the performance evolution of the model during our experiments, indicating that it doesn’t filter out much data that could potentially be utilized for model updates.

### 3.3.2 REWARD MECHANISM

For the reward aspect of RL, our reward mechanism incorporates a merged reward for accuracy and format, as well as a language-consistency reward.

- **Accuracy and Formatting reward:** We construct the format reward to guide the model towards generating well-structured correct responses. In the system prompt, we instruct the model to respond by generating a thinking process enclosed between `<think>` and `</think>` tags, then placing the final answer within `\boxed{\}`. If the generated response is not in this format, then a penalty of  $-2.0$  is applied and the correctness of the response will not be checked. If the format is deemed to be correct, then the generated response within `\boxed{\}` will be evaluated for accuracy. If it’s equivalent to the reference answer, a reward of  $2.0$  is given; otherwise, a penalty of  $-1.5$  is given.

However, in the scenario where both the generated and reference answers are long, written rules might not catch all edge cases. Therefore, we also utilize model reasoning (by calling a LLM API) as an additional judge when the long response is deemed false by set rules.

$$R_{format+accuracy} = \begin{cases} -2.0 & \text{if format incorrect} \\ -1.5 & \text{if format correct, answer incorrect} \\ 2.0 & \text{if format and answer both correct} \end{cases}$$

- **Language consistency reward:** We define a language consistency reward to ensure that the model responds consistently in either Chinese or English. Specifically, for a given model response, the percentage of Chinese tokens  $p_{cn}$  and English tokens  $p_{en}$  is calculated. If both  $p_{cn}$  and  $p_{en}$  are below a predetermined threshold  $k$ , we apply a penalty of  $-0.5$ .



$$R_{language} = \begin{cases} -0.5 & \text{if } p_{cn} < k \cap p_{en} < k \\ 0.0 & \text{if } p_{cn} \geq k \cup p_{en} \geq k \end{cases}$$

## 4 EXPERIMENTS

### 4.1 SETUP

The base model used for our FEVO training framework is Qwen2.5-32B, a non-reasoning model that demonstrates excellent performance at following system prompt instructions. Utilizing the curated datasets, we conduct training using the following parameters:

#### 4.1.1 TRAINING PARAMETERS

During the CPT stage, we used a learning rate of  $3 \times 10^{-4}$ , a warm-up of 0.02, a train batch size of 4, and a split size of 2048. The model is then trained for 1 epoch, resulting to **FEVO-C32B**.

During the SFT process, the following parameters were utilized: A learning rate of  $5 \times 10^{-5}$ , a warm-up of 0.02, and a train batch size of 1. We apply a cutoff length of 8192 for generated responses, and then trained the model for 1 epoch to obtain **FEVO-S32B**.

For the RL stage, we chose a value model checkpoint from preliminary RL experiments on the same training set. This value model has a tracked loss less than 1 and an explained variance greater than 0.5. We then allowed this value model to warm up for 20 steps before policy model training to ensure that it is accurate enough at the beginning of policy model training, since this period is crucial to determining subsequent policy model evolution behavior. For de-coupled and length-adaptive GAE, we set  $\lambda_{critic} = 1$  for value model updates, and  $\lambda_{actor} = 1 - \frac{1}{\alpha l}$  where  $\alpha = 0.16$  to update the policy model. The clip range is set to  $\epsilon_{lower} = 0.2$  and  $\epsilon_{higher} = 0.28$ . We used 128 prompts per train batch, generated 16 responses for each prompt, and set mini-batch size to 128. For balanced batching, we defined thresholds  $m_{hard} = 0.0$ ,  $m_{easy} = 0.95$  for hard and easy questions, then set corresponding limits as  $L_{hard} = 0.1 \cdot \text{rollout batch size}$ ,  $L_{easy} = 0.3 \cdot \text{rollout batch size}$ . We set the language consistency threshold  $k = 0.8$ . We maintain training until rewards stagnate, then chose the best-performing checkpoint as **FEVO-R32B**.

#### 4.1.2 EVALUATION

We select benchmarks from both the financial domain as well as other domains to evaluate the performance of our model. For financial tests, we used Finance IQ (Team, 2023b), CFLUE (Zhu et al., 2024), FIN-EVA (Group, 2023), OpenFinData (Money & Lab, 2024), and our in-house Fin CPA. We also curated **Fin CCR** (Chinese Computation & Reasoning), a test dataset of 602 entries compiled exclusively of computation and reasoning-focused financial questions obtained from FIN-EVA and OpenFinData. To test performance on out-of-domain tasks, we used MATH 500 (Hendrycks et al., 2021).

We evaluate our CPT model (FEVO-C32B), SFT model (FEVO-S32B), and final RL model (FEVO-R32B) on these datasets. To determine the effectiveness of our CPT and SFT stages, we also train Qwen2.5-32B-Instruct on our dataset using solely RL to obtain FEVO-R32B-0 and evaluate its performance.

For comparison purposes, we include evaluation results of leading reasoning models (like DeepSeek-R1<sup>1</sup> and QwQ) and specialist models like DianJin-R1-32B and Fin-R1.

Where possible, models are evaluated using vLLM version 0.8.2 with a batch size of 10,000 and n=1 for number of responses. The generation temperature is set to 0.6 for reasoning models, and 0.0 for non-reasoning models.

### 4.2 RESULTS

Table 1 presents the (*avg@10*) evaluation results for both financial and general domain tasks.

<sup>1</sup>Version used is Jan 20th 2025

Model	Finance						General	Avg.
	Fin CPA	Fin CCR	Fin IQ	CFLUE	FIN-EVA	OpenFinData	MATH 500	
Reasoning models								
QwQ	57.6	84.72	74.53	83.49	61.90	80.00	91.00	76.18
Qwen3-32B-MOE (w/ think)	52.0	84.72	77.67	76.37	75.20	80.15	<u>92.00</u>	76.87
DeepSeek-R1-Distill-Qwen-32B	50.4	77.74	77.09	76.86	76.39	77.69	89	75.02
DeepSeek-R1	55.2	79.0	78.23	83.49	73.00	80.15	<b>94.80</b>	77.70
Non-reasoning models								
Qwen2.5-32B	20.0	50.50	78.23	60.23	68.00	67.00	69.00	59.00
Qwen2.5-32B-Instruct	51.2	77.24	77.67	77.95	74.70	80.00	81.00	74.25
Qwen3-32B-MOE (w/out think)	55.2	67.61	75.10	78.20	76.00	79.23	89.10	74.35
Qwen2.5-72B-Instruct	50.0	79.57	<u>80.24</u>	79.46	76.00	79.53	82.20	75.29
GPT-4o	45.6	54.00	<u>71.45</u>	71.68	50.00	78.92	75.90	63.94
Specialist models								
Llama3-XuanYuan3-70B-Chat	26.0	58.14	74.02	71.25	70.90	66.77	62.10	61.31
XuanYuan-FinX1-Preview	49.0	73.09	80.01	78.10	64.10	78.92	80.00	71.89
Fin-R1 (7B)	26.0	59.47	66.92	68.45	67.90	76.17	70.20	62.16
Dianjin-R1-32B	60.8	<u>85.38</u>	62.40	<b>86.75</b>	76.00	<u>85.85</u>	88.20	<u>77.91</u>
FEVO models								
FEVO-R32B-0	<u>63.04</u>	78.70	78.17	82.58	<u>85.1</u>	82.45	74.76	77.83
FEVO-C32B	57.0	66.40	68.9	67.0	<u>59.0</u>	79.23	76.2	67.68
FEVO-S32B	58.4	78.24	77.69	78.1	82.9	77.24	84.00	76.65
FEVO-R32B	<b>73.60</b>	<b>88.20</b>	<b>86.14</b>	<u>85.2</u>	<b>85.66</b>	<b>87.70</b>	88.6	<b>85.01</b>

Table 1: *avg@10* (unless otherwise stated) performance for models across benchmarks. Performance is reported as Accuracy (%), best results are in **bold**, second best in underline.

For financial domain tasks, we observe consistently improving performance for our models at different stages of the training pipeline, with **FEVO-R32B** reaching top performance in most benchmarks and beating much larger models like GPT-4o and DeepSeek-R1. It also shows better performance than the specialist models as well as FEVO-R32B-0 (trained from Qwen2.5-32B-Instruct), validating the effectiveness of using CPT to expand the base model’s domain knowledge.

## 5 DISCUSSIONS

**Structured reasoning contributes greatly to increased accuracy.** During RL training, we observed progressively increasing response lengths for both FEVO-R32B-0 and FEVO-R32B, signifying the emergence of more complex and elaborate reasoning during problem-solving attempts. However, although these two models ended up generating responses of similar length to most questions, there exists a noticeable gap between their benchmark performance. Knowledge gap in the financial domain contributes to this, but the composition of their responses (shown in A.4) also played a big role. As shown in the figure, FEVO-R32B-0’s response expanded upon all answer choices in detail before summarizing and deciding upon a final solution. FEVO-R32B on the other hand generated a lot more reflections and self-questioning in its attempt to answer the question. The constant reflection and back-tracking allowed FEVO-R32B to analyze questions more holistically and expand upon relevant knowledge, thereby resulting in higher-quality results.

**Difficulty of training data significantly influences response length.** During preliminary RL experiments using Qwen2.5-32B-Instruct and vanilla VAPO, we observed that although test performance was steadily increase, the response length did not increase along with it. Rather, the response length exhibited very little change throughout training, only oscillating slightly. It was only after we applied dynamic sampling (Yu et al., 2025) and discarded all-correct/all-wrong responses in the training batch that we began to observe meaningful increase in response length. Diving deeper into the discarded and retained samples, we found that responses to more difficult questions (lower accuracy) are consistently longer than those for simpler ones. By using dynamica sampling to dis-

card short responses to trivial questions, the model is gradually guided towards generating longer responses throughout the training process.

**Too much difficult questions for training lead to degraded performance.** On the subject of dynamic sampling, it can be viewed as a form a curriculum learning (structures training by sampling questions in an organized progression, typically from easy to difficult), which has been used to great effects in many works (Team et al., 2025). However, we found that applying this during the RL phase actually caused the performance of our model to degrade. In our RL setting, a larger upper limit  $L_{hard}$  for difficult questions in the training batch produced worse training trajectory than a smaller limit. This suggests that a balanced composition of questions is more useful than strictly difficult questions that models can barely answer correctly.

**Generation temperature has major effect on the output of reasoning models.** Another interesting phenomenon we observed was that setting  $temperature=0$  for reasoning models (both FEVO and other models) frequently resulted in responses that keep on repeating a certain portion of itself and failing to answer the actual question. When we increase the temperature to common values like 0.6, this phenomenon is largely suppressed. For short CoT models, setting temperature to 0 didn’t elicit the above phenomenon. After further investigations, we found that this issue is because reasoning models have fairly high likelihood of generating key words such as **wait**, **however**, and **maybe**. These key words signifies intermediate reasoning processes during problem-solving which enables reasoning models to produce more elaborate responses. Since a temperature of 0 would make a model choose the most likely token, reasoning models would therefore have a high probability of generating these reasoning tokens, thus getting stuck in reasoning loops and failing to answer the question.

## 6 RELATED WORKS

We review existing works that deal with training LLMs specifically for the financial domain.

**XuanYuan-FinX1-Preview** (Team, 2024) is trained on top of XuanYuan3.0. It utilizes a two-stage process of SFT and RL. For the RL stage, the PPO algorithm was used in conjunction with a dedicated process reward model (PRM) and outcome reward model (ORM).

Qian et al. (Qian et al., 2025) address the critical challenges of scarce high-fidelity CoT datasets and missing evaluation benchmarks in financial reasoning by constructing the financial-specific CoT corpus FinCoT and comprehensive benchmark FinReason. They further develop the **Fin-ol** model through a framework integrating supervised fine-tuning with GRPO-based reinforcement learning.

**Fin-R1** (Liu et al., 2025b) and **Dianjin-R1** (Zhu et al., 2025) are recent works that produced specialist models focused in the financial domain. These two works both trained their models through a combination of SFT and RL with GRPO, using consistent rule-based approach to construct SFT and RL datasets that leverages both English as well as Chinese data. Their RL algorithm GRPO does not utilize a value model in estimating trajectory advantages (Shao et al., 2024); instead the algorithm relies on generating multiple responses to the sampled question, then utilizing the mean and standard deviation of the rewards to compute estimated advantages. Through their training frameworks, they were able to produce relatively small models (7B and 32B parameter size) that achieved competitive performance on financial benchmarks, even when measured against much larger models like GPT-4o and DeepSeek-R1.

## 7 CONCLUSION

We introduce **FEVO**, a multi-stage post-training framework dedicated to enhancing LLM performance on financial and taxation tasks. It incorporates CPT to *expand the domain knowledge of LLMs*, SFT to *establish structured, elaborate reasoning*, and RL to *further integrate the newly-obtained knowledge with learned reasoning structure in order to push the performance boundaries of LLMs*. This pipeline effectively improves LLM performance on intricate and highly specialized financial questions, as demonstrated by our trained models’ performance on curated financial benchmarks, where **FEVO-R32B** obtained state-of-the-art performance on several benchmarks, outperforming much larger LLMs and specialist models in the process.

For future work, we plan to conduct more comprehensive research in three directions. First, developing better RL optimization algorithms that are more efficient and effective will significantly reduce the computational and time constraints currently limiting RL training. Second, we plan to explore more challenging tasks in the financial domain (e.g., questions that require generating elaborate graphs or legally-compliant documents) to push the boundaries for what models can accomplish. And finally, developing better reward models that can provide more finely-grained rewards than current rule-based implementations would better guide the self-evolution process of models during RL training.

## REFERENCES

- Meta AI. The llama 4 herd: The beginning of a new era of natively multimodal ai innovation. <https://ai.meta.com/blog/llama-4-multimodal-intelligence/>, 2025.
- BAAI. Fincorpus. <https://huggingface.co/datasets/BAAI/IndustryCorpus>, 2024.
- DeepSeek-AI. Deepseek-r1: Incentivizing reasoning capability in llms via reinforcement learning, 2025. URL <https://arxiv.org/abs/2501.12948>.
- Tom Everitt, Marcus Hutter, Ramana Kumar, and Victoria Krakovna. Reward tampering problems and solutions in reinforcement learning: A causal influence diagram perspective, 2021. URL <https://arxiv.org/abs/1908.04734>.
- Leo Gao, John Schulman, and Jacob Hilton. Scaling laws for reward model overoptimization, 2022. URL <https://arxiv.org/abs/2210.10760>.
- Ant Group. Fin-eval version 1.0. [https://github.com/alipay/financial\\_evaluation\\_dataset](https://github.com/alipay/financial_evaluation_dataset), 2023.
- Xiaotian Han, Yiren Jian, Xuefeng Hu, Haogeng Liu, Yiqi Wang, Qihang Fan, Yuang Ai, Huaibo Huang, Ran He, Zhenheng Yang, and Quanzeng You. Infimm-webmath-40b: Advancing multi-modal pre-training for enhanced mathematical reasoning, 2024. URL <https://arxiv.org/abs/2409.12568>.
- Dan Hendrycks, Collin Burns, Saurav Kadavath, Akul Arora, Steven Basart, Eric Tang, Dawn Song, and Jacob Steinhardt. Measuring mathematical problem solving with the math dataset. *NeurIPS*, 2021.
- Geoffrey Hinton, Oriol Vinyals, and Jeff Dean. Distilling the knowledge in a neural network, 2015. URL <https://arxiv.org/abs/1503.02531>.
- Jingcheng Hu, Yinmin Zhang, Qi Han, Daxin Jiang, Xiangyu Zhang, and Heung-Yeung Shum. Open-reasoner-zero: An open source approach to scaling up reinforcement learning on the base model, 2025. URL <https://arxiv.org/abs/2503.24290>.
- Yunjie Ji, Sitong Zhao, Xiaoyu Tian, Haotian Wang, Shuaiting Chen, Yiping Peng, Han Zhao, and Xiangang Li. How difficulty-aware staged reinforcement learning enhances llms’ reasoning capabilities: A preliminary experimental study, 2025. URL <https://arxiv.org/abs/2504.00829>.
- Zixuan Ke, Yijia Shao, Haowei Lin, Tatsuya Konishi, Gyuhak Kim, and Bing Liu. Continual pre-training of language models, 2023. URL <https://arxiv.org/abs/2302.03241>.
- Cong Liu, Zhong Wang, ShengYu Shen, Jialiang Peng, Xiaoli Zhang, ZhenDong Du, and YaFang Wang. The chinese dataset distilled from deepseek-r1-671b. <https://huggingface.co/datasets/Congliu/Chinese-DeepSeek-R1-Distill-data-110k>, 2025a.
- Zhaowei Liu, Xin Guo, Fangqi Lou, Lingfeng Zeng, Jinyi Niu, Zixuan Wang, Jiajie Xu, Weige Cai, Ziwei Yang, Xueqian Zhao, Chao Li, Sheng Xu, Dezhi Chen, Yun Chen, Zuo Bai, and Liwen Zhang. Fin-r1: A large language model for financial reasoning through reinforcement learning, 2025b. URL <https://arxiv.org/abs/2503.16252>.

- East Money and Shanghai AI Lab. Openfindata - llm open-source financial test dataset. <https://github.com/open-compass/OpenFinData>, 2024. Accessed: 2025-06-30.
- Niklas Muennighoff, Zitong Yang, Weijia Shi, Xiang Lisa Li, Li Fei-Fei, Hannaneh Hajishirzi, Luke Zettlemoyer, Percy Liang, Emmanuel Candès, and Tatsunori Hashimoto. sl: Simple test-time scaling, 2025. URL <https://arxiv.org/abs/2501.19393>.
- OpenAI. Learning to reason with llms, 2024. URL <https://openai.com/index/learning-to-reason-with-llms/>. Last accessed 19 May 2025.
- Lingfei Qian, Weipeng Zhou, Yan Wang, Xueqing Peng, Han Yi, Jimin Huang, Qianqian Xie, and Jianyun Nie. Finol: On the transferability of reasoning enhanced llms to finance, 2025. URL <https://arxiv.org/abs/2502.08127>.
- Qwen, An Yang, Baosong Yang, Beichen Zhang, Binyuan Hui, Bo Zheng, Bowen Yu, Chengyuan Li, Dayiheng Liu, Fei Huang, Haoran Wei, Huan Lin, Jian Yang, Jianhong Tu, Jianwei Zhang, Jianxin Yang, Jiaxi Yang, Jingren Zhou, Junyang Lin, Kai Dang, Keming Lu, Keqin Bao, Kexin Yang, Le Yu, Mei Li, Mingfeng Xue, Pei Zhang, Qin Zhu, Rui Men, Runji Lin, Tianhao Li, Tianyi Tang, Tingyu Xia, Xingzhang Ren, Xuancheng Ren, Yang Fan, Yang Su, Yichang Zhang, Yu Wan, Yuqiong Liu, Zeyu Cui, Zhenru Zhang, and Zihan Qiu. Qwen2.5 technical report, 2025. URL <https://arxiv.org/abs/2412.15115>.
- John Schulman, Filip Wolski, Prafulla Dhariwal, Alec Radford, and Oleg Klimov. Proximal policy optimization algorithms, 2017. URL <https://arxiv.org/abs/1707.06347>.
- John Schulman, Philipp Moritz, Sergey Levine, Michael Jordan, and Pieter Abbeel. High-dimensional continuous control using generalized advantage estimation, 2018. URL <https://arxiv.org/abs/1506.02438>.
- Zhihong Shao, Peiyi Wang, Qihao Zhu, Runxin Xu, Junxiao Song, Xiao Bi, Haowei Zhang, Mingchuan Zhang, Y. K. Li, Y. Wu, and Daya Guo. Deepseekmath: Pushing the limits of mathematical reasoning in open language models, 2024. URL <https://arxiv.org/abs/2402.03300>.
- Guangming Sheng, Chi Zhang, Zilinfeng Ye, Xibin Wu, Wang Zhang, Ru Zhang, Yanghua Peng, Haibin Lin, and Chuan Wu. Hybridflow: A flexible and efficient rlhf framework. *arXiv preprint arXiv: 2409.19256*, 2024.
- Luca Soldaini, Rodney Kinney, Akshita Bhagia, Dustin Schwenk, David Atkinson, Russell Authur, Ben Bogin, Khyathi Chandu, Jennifer Dumas, Yanai Elazar, Valentin Hofmann, Ananya Harsh Jha, Sachin Kumar, Li Lucy, Xinxu Lyu, Nathan Lambert, Ian Magnusson, Jacob Morrison, Niklas Muennighoff, Aakanksha Naik, Crystal Nam, Matthew E. Peters, Abhilasha Ravichander, Kyle Richardson, Zejiang Shen, Emma Strubell, Nishant Subramani, Oyvind Tafjord, Pete Walsh, Luke Zettlemoyer, Noah A. Smith, Hannaneh Hajishirzi, Iz Beltagy, Dirk Groeneveld, Jesse Dodge, and Kyle Lo. Dolma: an open corpus of three trillion tokens for language model pretraining research, 2024. URL <https://arxiv.org/abs/2402.00159>.
- Duxiaoman DI Team. Fincorpus. <https://huggingface.co/datasets/Duxiaoman-DI/FinCorpus/tree/main/data>, 2023a.
- Duxiaoman DI Team. Financeiq. <https://huggingface.co/datasets/Duxiaoman-DI/FinanceIQ>, 2023b.
- Duxiaoman DI Team. Xuanyuan-finx1-preview. <https://github.com/Duxiaoman-DI/XuanYuan>, 2024. Accessed: 2024-03-18.
- Kimi Team, Angang Du, Bofei Gao, Bowei Xing, Changjiu Jiang, Cheng Chen, Cheng Li, Chenjun Xiao, Chenzhuang Du, Chonghua Liao, Chuning Tang, Congcong Wang, Dehao Zhang, Enming Yuan, Enzhe Lu, Fengxiang Tang, Flood Sung, Guangda Wei, Guokun Lai, Haiqing Guo, Han Zhu, Hao Ding, Hao Hu, Hao Yang, Hao Zhang, Haotian Yao, Haotian Zhao, Haoyu Lu, Haoze Li, Haozhen Yu, Hongcheng Gao, Huabin Zheng, Huan Yuan, Jia Chen, Jianhang Guo, Jianlin Su, Jianzhou Wang, Jie Zhao, Jin Zhang, Jingyuan Liu, Junjie Yan, Junyan Wu, Lidong Shi, Ling Ye, Longhui Yu, Mengnan Dong, Neo Zhang, Ningchen Ma, Qiwei Pan, Qucheng Gong,

- Shaowei Liu, Shengling Ma, Shupeng Wei, Sihan Cao, Siying Huang, Tao Jiang, Weihao Gao, Weimin Xiong, Weiran He, Weixiao Huang, Weixin Xu, Wenhao Wu, Wenyang He, Xianghui Wei, Xianqing Jia, Xingzhe Wu, Xinran Xu, Xinxing Zu, Xinyu Zhou, Xuehai Pan, Y. Charles, Yang Li, Yangyang Hu, Yangyang Liu, Yanru Chen, Yejie Wang, Yibo Liu, Yidao Qin, Yifeng Liu, Ying Yang, Yiping Bao, Yulun Du, Yuxin Wu, Yuzhi Wang, Zaida Zhou, Zhaoji Wang, Zhaowei Li, Zhen Zhu, Zheng Zhang, Zhexu Wang, Zhilin Yang, Zhiqi Huang, Zihao Huang, Ziyao Xu, Zonghan Yang, and Zongyu Lin. Kimi k1.5: Scaling reinforcement learning with llms, 2025. URL <https://arxiv.org/abs/2501.12599>.
- Tianwen Wei, Liang Zhao, Lichang Zhang, Bo Zhu, Lijie Wang, Haihua Yang, Biye Li, Cheng Cheng, Weiwei Lü, Rui Hu, Chenxia Li, Liu Yang, Xilin Luo, Xuejie Wu, Lunan Liu, Wenjun Cheng, Peng Cheng, Jianhao Zhang, Xiaoyu Zhang, Lei Lin, Xiaokun Wang, Yutuan Ma, Chuanhai Dong, Yanqi Sun, Yifu Chen, Yongyi Peng, Xiaojuan Liang, Shuicheng Yan, Han Fang, and Yahui Zhou. Skywork: A more open bilingual foundation model, 2023.
- Liang Wen, Yunke Cai, Fenrui Xiao, Xin He, Qi An, Zhenyu Duan, Yimin Du, Junchen Liu, Lifu Tang, Xiaowei Lv, Haosheng Zou, Yongchao Deng, Shousheng Jia, and Xiangzheng Zhang. Light-rl: Curriculum sft, dpo and rl for long cot from scratch and beyond. *arXiv preprint arXiv:2503.10460*, 2025.
- An Yang, Anfeng Li, Baosong Yang, Beichen Zhang, Binyuan Hui, Bo Zheng, Bowen Yu, Chang Gao, Chengen Huang, Chenxu Lv, Chujie Zheng, Dayiheng Liu, Fan Zhou, Fei Huang, Feng Hu, Hao Ge, Haoran Wei, Huan Lin, Jialong Tang, Jian Yang, Jianhong Tu, Jianwei Zhang, Jianxin Yang, Jiaxi Yang, Jing Zhou, Jingren Zhou, Junyang Lin, Kai Dang, Keqin Bao, Kexin Yang, Le Yu, Lianghao Deng, Mei Li, Mingfeng Xue, Mingze Li, Pei Zhang, Peng Wang, Qin Zhu, Rui Men, Ruize Gao, Shixuan Liu, Shuang Luo, Tianhao Li, Tianyi Tang, Wenbiao Yin, Xingzhang Ren, Xinyu Wang, Xinyu Zhang, Xuancheng Ren, Yang Fan, Yang Su, Yichang Zhang, Yinger Zhang, Yu Wan, Yuqiong Liu, Zekun Wang, Zeyu Cui, Zhenru Zhang, Zhipeng Zhou, and Zihan Qiu. Qwen3 technical report. *arXiv preprint arXiv:2505.09388*, 2025.
- Yixin Ye, Zhen Huang, Yang Xiao, Ethan Chern, Shijie Xia, and Pengfei Liu. Limo: Less is more for reasoning, 2025. URL <https://arxiv.org/abs/2502.03387>.
- Qiyang Yu, Zheng Zhang, Ruofei Zhu, Yufeng Yuan, Xiaochen Zuo, Yu Yue, Weinan Dai, Tiantian Fan, Gaohong Liu, Lingjun Liu, Xin Liu, Haibin Lin, Zhiqi Lin, Bole Ma, Guangming Sheng, Yuxuan Tong, Chi Zhang, Mofan Zhang, Wang Zhang, Hang Zhu, Jinhua Zhu, Jiaze Chen, Jiangjie Chen, Chengyi Wang, Hongli Yu, Yuxuan Song, Xiangpeng Wei, Hao Zhou, Jingjing Liu, Wei-Ying Ma, Ya-Qin Zhang, Lin Yan, Mu Qiao, Yonghui Wu, and Mingxuan Wang. Dapo: An open-source llm reinforcement learning system at scale, 2025. URL <https://arxiv.org/abs/2503.14476>.
- Yu Yue, Yufeng Yuan, Qiyang Yu, Xiaochen Zuo, Ruofei Zhu, Wenyuan Xu, Jiaze Chen, Chengyi Wang, Tiantian Fan, Zhengyin Du, Xiangpeng Wei, Xiangyu Yu, Gaohong Liu, Juncai Liu, Lingjun Liu, Haibin Lin, Zhiqi Lin, Bole Ma, Chi Zhang, Mofan Zhang, Wang Zhang, Hang Zhu, Ru Zhang, Xin Liu, Mingxuan Wang, Yonghui Wu, and Lin Yan. Vapo: Efficient and reliable reinforcement learning for advanced reasoning tasks, 2025. URL <https://arxiv.org/abs/2504.05118>.
- Jie Zhu, Junhui Li, Yalong Wen, and Lifan Guo. Benchmarking large language models on cflue - a chinese financial language understanding evaluation dataset. In *Findings of ACL*, pp. 5673–5693, 2024.
- Jie Zhu, Qian Chen, Huaixia Dou, Junhui Li, Lifan Guo, Feng Chen, and Chi Zhang. Dianjin-rl: Evaluating and enhancing financial reasoning in large language models. *arxiv.org/abs/2504.15716*, 2025.



## A APPENDIX

### A.1 TRAINING DATASETS

Name	Domain	Source	Size	Notes
CPT Data				
Acc Learn	Finance	In-house	329,419 (tokens)	Content from registered accountant textbooks
FinCorpus QA	Finance	Open-source	23,283,970 (tokens)	Duxiaoman open-source financial dataset
Industry Corpus Finance	Finance	Open-source	24M (tokens)	BAAI open-source financial dataset
InfiMM-WebMath-Edu-zh	General	Open-source	47M (tokens)	Open-source Chinese mathematics pretrain dataset
SkyPile-150B	General	Open-source	47M (tokens)	Open-source Chinese general pretrain dataset
Dolma	General	Open-source	47M (tokens)	Open-source English general pretrain dataset, including maths and code
SFT Data				
Duxiaoman FinQA	Finance	Open-source	10K (items)	Duxiaoman open-source financial dataset
Fin CPA Agent-instruct	Finance	Synthetic	1121 (items)	Synthesized using agent-instruct, based on in-house Fin CPA data
CFLUE	Finance	Open-source	20K (items)	Chinese Financial Language Understanding Evaluation
Chinese-DeepSeek-R1-Distill-data-110K	Finance	Open-source	30K (items)	Chinese-Data-Distill-From-R1, only using mathematics portion with scores of 10
RL Data				
Fin CPA	Finance	In-house	215 (items)	Real-world data from accountant exams
Duxiaoman Fill-in-blanks	Finance	Open-source	23K (items)	Extracted from Duxiaoman FinQA (no overlap with SFT data) then converted to open-ended questions
Dianjin Fill-in-blanks	Finance	Open-source	2K (items)	Extracted from CFLUE (no overlap with SFT data) then converted to open-ended questions and only keeping entries with answer length $< 15$
AM-Math-Difficulty-RL (Ji et al., 2025)	General	Open-source	4K (items)	Math dataset with three difficulty levels. We only extract a portion of the overall dataset: 400 easy, 600 intermediate, and 3000 hard.

Table 2: Detailed info for training dataset

## A.2 EVALUATION DATASETS

Name	Source	Size	Notes
Fin CPA	In-house	215	Gathered from in-house financial tasks
Fin CCR	Open-source	602	Reasoning & calculation questions selected from Fin-Eva and OpenFinData
Finance IQ	Open-source	7173	Duxiaoman open-source finance evaluation dataset
Fine-Eva	Open-source	3584	SUFE Open source evaluation dataset, contains knowledge and reasoning questions
CFLUE	Open-source	3864	Chinese Financial Language Understanding Evaluation (CFLUE), a comprehensive evaluation for LLM’s ability in the Chinese financial domain
OpenFinData	Open-source	650	An open-source financial evaluation dataset curated by East Money and Shanghai AI Lab
Math 500	Open-source	500	General evaluation benchmark for mathematical performance

Table 3: The benchmarks used for evaluation

## A.3 RL OPTIMIZATION ALGORITHMS

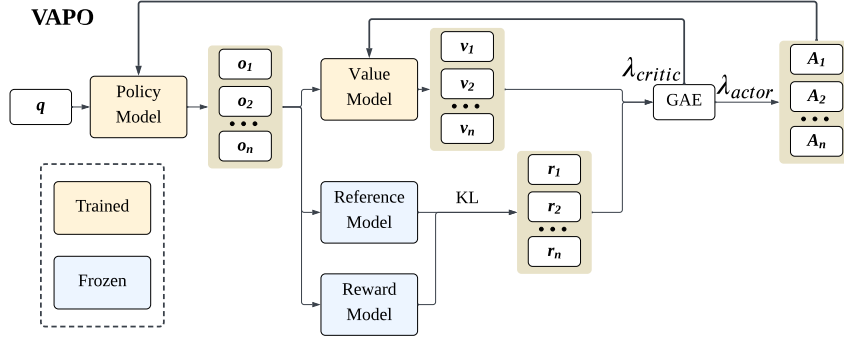


Figure 5: RL training process using VAPO algorithm

In our experiments, we predominantly use the VAPO algorithm for RL. VAPO utilizes two losses: PPO (Schulman et al., 2017) loss and a positive LM loss. Formally, it computes the policy gradient loss as follows:

$$\mathcal{L}_{\text{PPO}}(\theta) = -\frac{1}{\sum_{i=1}^G |o_i|} \sum_{i=1}^G \sum_t^{o_i} \min(r_{i,t}(\theta) \hat{A}_{i,t}, \text{clip}(r_{i,t}(\theta), 1 - \epsilon_{\text{low}}, 1 + \epsilon_{\text{high}}) \hat{A}_{i,t}) \quad (1)$$

$$\mathcal{L}_{\text{NLL}}(\theta) = -\frac{1}{\sum_{o_i \in \mathcal{T}} |o_i|} \sum_{o_i \in \mathcal{T}} \sum_{t=1}^{|o_i|} \log \pi_{\theta}(a_t | s_t) \quad (2)$$

$$\mathcal{L}_{\text{VAPO}}(\theta) = \mathcal{L}_{\text{PPO}}(\theta) + \mu \cdot \mathcal{L}_{\text{NLL}}(\theta) \quad (3)$$

where  $\pi_{\theta}(a|s)$  is the policy parameterized by  $\theta$ ,  $\pi_{\theta_{\text{old}}}(a|s)$  is the old policy from the previous iteration,  $r_{\theta}$  is the probability ratio  $\frac{\pi_{\theta}(a_t|s_t)}{\pi_{\theta_{\text{old}}}(a_t|s_t)}$ ,  $G$  is the size of training batch,  $o_i$  is the trajectory/output of the  $i$ th sample;  $\hat{A}$  denotes the estimated advantage at time  $t$ ,  $\mathcal{T}$  denotes the set of responses that

are correct,  $\mu$  is a weighting coefficient for the negative log-likelihood (NLL) loss and  $\epsilon_{low}, \epsilon_{high}$  denote hyperparameters that control the clipping range that limit the policy change during each update step.

For advantage calculations, VAPO uses a length-adaptive coefficient  $\lambda$  in the GAE (Schulman et al., 2018) formula. For an output with length  $l$ , the corresponding  $\lambda_{actor}$  as well as the advantage estimate  $\hat{A}_t$  at each time step are calculated as follows:

$$\lambda_{actor} = 1 - \frac{1}{\alpha l} \quad (4)$$

$$\hat{A}_t = \sum_{k=0}^{l-t-1} (\gamma \lambda_{actor})^k (R(s_t, a_t) + \gamma V(s_{t+1}) - V(s_t)) \quad (5)$$

## A.4 SAMPLE RESPONSES

Prompt	
<p>In 2x23, Company A had the following transactions or events that caused changes in its net assets:</p> <p>(1) A financial liability designated as measured at fair value through profit or loss caused a net asset change of 3 million yuan due to changes in the enterprise's own credit risk;</p> <p>(2) The effective portion of gains arising from cash flow hedging instruments amounted to 2.8 million yuan;</p> <p>(3) Investment property previously measured using the cost model was reclassified to the fair value model, and on the date of conversion, its fair value exceeded its original carrying amount by 4.4 million yuan;</p> <p>(4) Actuarial losses of 3.2 million yuan arose from the remeasurement of net defined benefit liabilities.</p> <p>Ignoring other factors, which of the following changes in net assets of Company A arising from the above transactions or events cannot be reclassified to profit or loss in subsequent periods?</p> <p>A. Changes in a financial liability designated as measured at fair value through profit or loss due to changes in the enterprise's own credit risk</p> <p>B. The effective portion of gains arising from cash flow hedging instruments</p> <p>C. The difference arising from the reclassification of investment property from the cost model to the fair value model</p> <p>D. Actuarial losses arising from the remeasurement of net defined benefit liabilities</p>	
FEVO-R32B Response	FEVO-R32B-0 Response
<p>&lt;think&gt;</p> <p>Okay, I need to solve this multiple-choice question. First, I have to examine the question carefully. The question states that Company A had several transactions or events in 2023 that caused changes in its net assets, and then asks which of these cannot be reclassified to profit or loss in subsequent periods. There are four options, A to D. I need to analyze each situation's corresponding accounting treatment one by one to see which ones cannot be subsequently transferred to profit or loss.</p> <p>First, let's look at each item in the question:</p> <div>Reflection</div> <p>1. Item (1): A financial liability designated as measured at fair value through profit or loss caused a net asset change of 3 million yuan due to changes in the enterprise's own credit risk. According to accounting standards, I recall that in this situation, the fair value change of a financial liability arising from changes in its own credit risk should be recognized in other comprehensive income, and subsequently cannot be transferred to profit or loss; instead, it directly adjusts equity. So, this might be a situation that cannot be transferred to profit or loss. Therefore, option A might be correct? However, I need to reconfirm: According to IFRS 9 or Chinese accounting standards, if it's a fair value change of a financial liability due to changes in the enterprise's own credit risk, this portion should be recognized in other comprehensive income and, upon derecognition, cannot be reclassified to profit or loss but instead is transferred to retained earnings? Or is that how it works? For example, when a financial liability is designated as measured at fair value through profit or loss, the portion of its fair value change resulting from changes in its own credit risk should be recognized in other comprehensive income. This portion will not be reclassified to profit or loss in subsequent periods but will affect retained earnings. So, this should be an item that cannot be transferred to profit or loss. Therefore, option A might be correct?</p> <div>Self-questioning</div> <p>2. Item (2): The effective portion of gains from cash flow hedging instruments, amounting to 2.8 million yuan. According to accounting standards, the effective portion of a cash flow hedge should be recognized in other comprehensive income. When the hedged forecast transaction affects profit or loss, then the other comprehensive income will be reclassified to profit or loss. So, this portion can be transferred to profit or loss in subsequent periods. Therefore, option B is a situation where it can be transferred later, so B is not chosen. Thus, B is not the correct option.</p> <p>3. Item (3): Investment property previously measured using the cost model was reclassified to the fair value model, and on the date of conversion, its fair value exceeded its original carrying amount by 4.4 million yuan. In this case, should the difference arising from the conversion be recognized in retained earnings? Or in other comprehensive income? No, according to accounting standards, when there is a change in the subsequent measurement model for investment property from the cost model to the fair value model, the difference is an adjustment to retained earnings. Or is it recognized in retained earnings? For example, the portion where the fair value on the conversion date is greater than the carrying amount should be recognized in retained earnings, so this portion of the change will not be reclassified to profit or loss in subsequent periods. Therefore, the conversion difference corresponding to option C belongs to the items that cannot be transferred to profit or loss in subsequent periods. So C is correct? For example, the accounting treatment should be an adjustment to retained earnings, so this portion will not be transferred to profit or loss later. So C is correct?</p> <div>Self-rejection</div> <p>4. Item (4): Actuarial losses of 3.2 million yuan arising from the remeasurement of net defined benefit liabilities. According to the treatment of defined benefit plans, the remeasurement component, such as actuarial gains and losses, should be recognized in other comprehensive income. Accounting standards stipulate that these remeasurement amounts cannot be subsequently reclassified to profit or loss but directly adjust retained earnings. Therefore, this portion cannot be transferred to profit or loss in subsequent periods. So option D is correct?</p> <p>Now, summarizing each option:</p> <p>Can option A be reclassified? According to enterprise accounting standards, for financial liabilities designated as measured at fair value through profit or loss, fair value changes due to changes in the enterprise's own credit risk are recognized in other comprehensive income. When the financial liability is derecognized, the accumulated amount in other comprehensive income should be transferred out of other comprehensive income and into retained earnings. So, this portion cannot be reclassified to profit or loss in subsequent periods; instead, it directly goes to retained earnings. Therefore, A is correct. Situation B, which is the effective portion of a cash flow hedge, will later be transferred to profit or loss, so it should not be selected. Situation C, for the investment property change, the difference goes to retained earnings, so it will not be transferred to profit or loss later. Correct. Situation D, actuarial losses from a defined benefit plan, are recognized in other comprehensive income and cannot be reclassified to profit or loss later; they directly adjust retained earnings. So D is correct? So the correct options should be A, C, D?</p> <div>Reflection</div> <p>Now I need to double-check if each point is correct.</p> <p>For option A, according to enterprise accounting standards, when an enterprise's own credit risk changes, leading to a fair value change in a financial liability designated as measured at fair value through profit or loss, this change is recognized in other comprehensive income, and upon derecognition, it cannot be transferred to profit or loss but is transferred to retained earnings. So A is correct.</p> <p>Option C, the difference between fair value and carrying amount due to a change in accounting policy for investment property, should adjust opening retained earnings, so it will not be reclassified to profit or loss later. Correct.</p> <p>Option D, the remeasurement component of a defined benefit plan, such as actuarial losses, should be recognized in other comprehensive income, according to accounting standards, and cannot be reclassified to profit or loss in subsequent periods; instead, it adjusts retained earnings. So D is correct.</p> <div>Reflection</div> <p>So the correct options should be A, C, D?</p> <p>Now, let's see if the options match. The question asks which items cannot be reclassified to profit or loss in subsequent periods. So, are the correct options A, C, D? Now, looking at the four options in the question:</p> <p>Option A corresponds to Item 1, correct.</p> <p>Option B corresponds to Item 2, it can be reclassified to profit or loss, so it is not selected.</p> <p>C corresponds to Item 3, correct.</p> <p>D corresponds to Item 4, correct. So the correct options are A, C, D?</p> <div>Reflection</div> <p>But I need to carefully reconfirm if every point is correct.</p> <p>For option D, according to enterprise accounting standards, changes resulting from the remeasurement of net defined benefit liabilities or assets should be recognized in other comprehensive income and cannot be reclassified to profit or loss in subsequent periods; instead, they adjust retained earnings. So D is correct.</p> <p>So, the final answer should be these three: A, C, D?</p> <div>Reflection</div> <p>Is it possible something went wrong?</p> <p>For example, the investment property conversion situation. When investment property is reclassified from the cost model to the fair value model, according to accounting standards, should the difference between the fair value and the original carrying amount on the conversion date adjust retained earnings? Yes. For example, according to accounting standards, the difference arising from this accounting policy change should adjust retained earnings, so it will not be reclassified to profit or loss later. So C is correct. That's right.</p> <p>So the correct options are A, C, D?</p> <div>Self-validation</div> <p>&lt;/think&gt;</p> <p>&lt;answer&gt;</p> <p>Vboxed(ACD)</p>	<p>&lt;think&gt;</p> <p>1. Analysis of Option (1): Impact of changes in an enterprise's own credit risk for financial liabilities designated as measured at fair value through profit or loss.</p> <p>According to relevant regulations, for financial liabilities designated as measured at fair value through profit or loss, the portion of fair value changes due to changes in the enterprise's own credit risk should be recognized in other comprehensive income (OCI). When the financial liability is derecognized, this portion should be reclassified from OCI to profit or loss. This means that these changes can be reclassified to profit or loss in the future. Therefore, the impact generated by this portion, under specific conditions, can be reclassified to profit or loss and does not represent a permanent impact on net assets.</p> <p>2. Analysis of Option (2): The effective portion of gains arising from cash flow hedging instruments.</p> <p>According to accounting standards, for cash flow hedges, the gains or losses from the effective portion of the hedge should be recognized in other comprehensive income (OCI). If the hedged forecast transaction ultimately occurs, these gains or losses will be reclassified to profit or loss in the future. This means that this portion of gains can be reclassified to profit or loss in the future, and therefore does not represent a permanent impact on net assets.</p> <p>3. Analysis of Option (3): Reclassification of investment property from the cost model to the fair value model, where the fair value on the conversion date exceeds the original carrying amount.</p> <p>According to accounting standards, a change in the subsequent measurement model for investment property from the cost model to the fair value model is considered a change in accounting policy. The difference between the fair value and the carrying amount on the conversion date should adjust the opening retained earnings (i.e., recognized in other comprehensive income or directly adjust retained earnings). In this situation, the difference directly adjusts the opening retained earnings, representing a direct and permanent adjustment to net assets that will not be reclassified to profit or loss in the future.</p> <p>4. Analysis of Option (4): Actuarial losses arising from the remeasurement of net defined benefit liabilities.</p> <p>According to relevant regulations, actuarial gains and losses arising from the remeasurement of net defined benefit liabilities or assets should be recognized in other comprehensive income (OCI) and cannot be reclassified to profit or loss in subsequent periods; unless this impact is considered when determining the employee benefit cost resulting from defined benefit obligations. This means that actuarial losses generated in this situation are part of other comprehensive income that cannot be reclassified to profit or loss, representing a long-term impact on net assets that will not be reclassified to profit or loss in the future.</p> <p>Summary:</p> <p>(1) The portion of other comprehensive income related to changes in a financial liability designated as measured at fair value through profit or loss due to changes in the enterprise's own credit risk can be reclassified to profit or loss in the future.</p> <p>(2) The effective portion of gains arising from cash flow hedging instruments can be reclassified to profit or loss in the future under specific conditions.</p> <p>(3) The difference arising from the reclassification of investment property from the cost model to the fair value model directly adjusts opening retained earnings, representing a permanent impact on net assets.</p> <p>(4) Actuarial losses arising from the remeasurement of net defined benefit liabilities are part of other comprehensive income that cannot be reclassified to profit or loss, representing a long-term impact on net assets that will not be reclassified to profit or loss in the future.</p> <p>Therefore, the items in the options that cannot be reclassified to profit or loss in subsequent periods are options (3) and (4).</p> <p>&lt;/think&gt;</p> <p>Vboxed(CD)</p>

Figure 6: Comparison of a sample response for R32B and R32B-0