

Development and Evaluation of HopeBot: an LLM-based chatbot for structured and interactive PHQ-9 depression screening

Subjects: depression screening; large language model; PHQ-9; conversational agents

Abstract

Static tools like the Patient Health Questionnaire-9 (PHQ-9) effectively screen depression but lack interactivity and adaptability. We developed HopeBot, a chatbot powered by a large language model (LLM) that administers the PHQ-9 using retrieval-augmented generation and real-time clarification. In a within-subject study, 132 adults in the United Kingdom and China completed both self-administered and chatbot versions. Scores demonstrated strong agreement (ICC = 0.91; 45% identical). Among 75 participants providing comparative feedback, 71% reported greater trust in the chatbot, highlighting clearer structure, interpretive guidance, and a supportive tone. Mean ratings (0–10) were 8.4 for comfort, 7.7 for voice clarity, 7.6 for handling sensitive topics, and 7.4 for recommendation helpfulness; the latter varied significantly by employment status and prior mental-health service use ($p < 0.05$). Overall, 87.1% expressed willingness to reuse or recommend HopeBot. These findings demonstrate voice-based LLM chatbots can feasibly serve as scalable, low-burden adjuncts for routine depression screening.

Introduction

Depression is a major global health issue characterised by persistent low mood, loss of interest or pleasure in daily activities, and impaired cognitive and emotional functioning¹. It often results in sleep disturbances, fatigue, social withdrawal, and reduced occupational or academic productivity, imposing significant emotional and economic burdens on individuals and society². The World Health Organisation (WHO) estimates that depression affects approximately 3.8% of the global population¹, yet only about half receive minimally adequate counselling or antidepressant treatment³. Delayed identification of depression can exacerbate symptoms, increasing risks for chronic disability and suicide, with over 700,000 individuals dying by suicide annually due to depression¹. This underscores the critical importance of timely screening and intervention. Traditional approaches such as psychological counselling and psychiatric assessments typically require trained professionals, extensive time commitments, and substantial financial resources^{4,5}, posing notable barriers in resource-limited settings and economically disadvantaged populations^{6,7}. Additionally, societal stigma associated with mental illness frequently discourages affected individuals from actively seeking care, further impeding timely identification and treatment⁴.

The Patient Health Questionnaire-9 (PHQ-9) is one of the most widely used and validated instruments for screening and grading depressive symptoms, with pooled sensitivity and specificity of approximately 88% at the standard cut-off score of 10⁸. It has demonstrated strong validity across diverse populations; however, it is highly contingent on the mode of administration^{9,10}. Clinician-guided or semi-structured delivery detects suicidal ideation and psychiatric comorbidity more reliably than self-administered completion at home or online, where comprehension, engagement, and health-literacy levels can vary¹¹. Traditional face-to-face or paper formats may also feel emotionally taxing, impersonal, and time-consuming, discouraging candid disclosure and full adherence¹². In addition, their static, non-interactive design cannot adjust to users' fluctuating emotional or cognitive states¹³. Together, these limitations underscore the need for alternative delivery approaches that preserve diagnostic rigour while enhancing usability, engagement, and cultural adaptability.

Conversational agents powered by LLMs have emerged as a promising means of addressing limitations in traditional mental health screening¹⁴. Trained on extensive corpora, LLMs can generate contextually appropriate and syntactically coherent responses, support real-time clarification of user input^{15,16}, adapt to individual linguistic patterns, and maintain coherence over extended interactions^{17,18}. These capabilities are particularly valuable in mental health contexts, where communication is often ambiguous, incomplete, or emotionally nuanced^{19,20}.

The integration of LLMs into clinical workflows, however, raises important concerns. These include the risk of inaccurate or unsafe outputs, opaque reasoning processes, and lack of real-time oversight in high-risk situations such as suicidal disclosures^{18,21}. Additional ethical challenges include data privacy, informed consent, and the interpretability of model-generated recommendations¹⁸. These limitations highlight the need for rigorous validation, transparent design, and appropriate safeguards prior to clinical deployment.

Several prior chatbot-based depression screening systems, such as DEPRA¹⁷, IGOR²², Perla¹⁴, Marcus²³, and EmoScan²⁴ have demonstrated initial feasibility using structured frameworks and standardised assessments (e.g., PHQ-9, SIGH-D, IDS-C). DEPRA employs structured conversational flows guided by the SIGH-D and IDS-C scales, enabling natural language responses but relying heavily on predefined conversational intents, which constrain nuanced interaction¹⁷. IGOR similarly emphasises predictable and structured dialogue paths, explicitly guiding users through the PHQ-9 to minimise conversational ambiguity and potential risks; however, it does not provide real-time interpretative feedback²². Perla integrates the PHQ-9 within a structured framework, supporting natural language interaction, yet remains restricted by predefined intents and entities, limiting conversational flexibility¹⁴. Marcus uses BERT-based classifiers but faces challenges in effectively addressing ambiguous user inputs and providing transparent scoring explanations²³. EmoScan aims to improve

linguistic generalisability through synthetic clinical dialogues, but it does not directly incorporate standardised diagnostic tools such as the PHQ-9²⁴. Taken together, these systems made progress yet reveal persistent limitations in their capacity to support flexible dialogue, foster emotional engagement, and deliver transparent explanations, which are key attributes necessary for building user trust and encouraging sustained participation.

To address these constraints, we developed HopeBot, a voice-interactive chatbot designed to deliver structured PHQ-9 depression screening within a flexible, empathic conversational environment. The system integrates an LLM (GPT-4o) with retrieval-augmented generation (RAG). This setup enables adaptive interpretation of user input, generation of item-specific clarifications grounded in clinical sources, and enhanced transparency of the interaction²⁵. While PHQ-9 remains the core diagnostic framework, HopeBot supports open-ended dialogue before and after formal administration, adapting to users' conversational cues and engagement styles²³.

We conducted a mixed-methods investigation involving 132 participants from diverse educational and cultural backgrounds. Quantitative analyses examined demographic distributions, internal consistency of PHQ-9 items, and score concordance between self-reported and HopeBot-assisted assessments. Qualitative feedback, obtained through a structured 25-item questionnaire and follow-up interviews, explored perceptions of trust, clarity, comfort, and perceived empathy. These findings provide empirical insight into the feasibility and acceptability of LLM-driven systems as potential adjuncts to traditional depression screening pathways.

Methods

Ethical Approval

This study was reviewed and approved by the University College London (UCL) Research Ethics Committee following submission of a high-risk application (ID: 26133.001). An amendment and extension to the original protocol was subsequently approved, with ethics coverage extended until 29 January 2026. All procedures were conducted in accordance with institutional ethical standards and the principles outlined in the Declaration of Helsinki²⁷. Prior to participation, informed consent was obtained from all individuals. The study was also prospectively registered on ClinicalTrials.gov under reference number NCT06801925.

Chatbot System Design

HopeBot was developed as a real-time, voice-interactive assistant for depression screening through naturalistic dialogue. The system integrates GPT-4o with an RAG architecture to support open-domain dialogue while grounding responses in clinically relevant content²⁸, including Cognitive Behavioral Therapy (CBT) transcripts, therapists' guidelines, and helpline directories. The complete system workflow is illustrated in Fig.1. The user interface was developed using Streamlit²⁹ to enable

synchronous multimodal input via keyboard or microphone (Fig.2.). Voice input was processed through an automatic speech recognition module, and system responses were synthesised into audio. All components of transcription, generation, and rendering were managed within an asynchronous event loop to preserve natural turn-taking and maintain interactional fluidity. This architecture was adopted to facilitate a seamless user experience while aligning with ethical and clinical communication standards.

The system supported both English and Mandarin through GPT-4o's native multilingual capabilities. Responses were generated directly in the input language without translation. Mandarin outputs were produced from Chinese prompts, and audio synthesis was handled by a general-purpose text-to-speech engine.

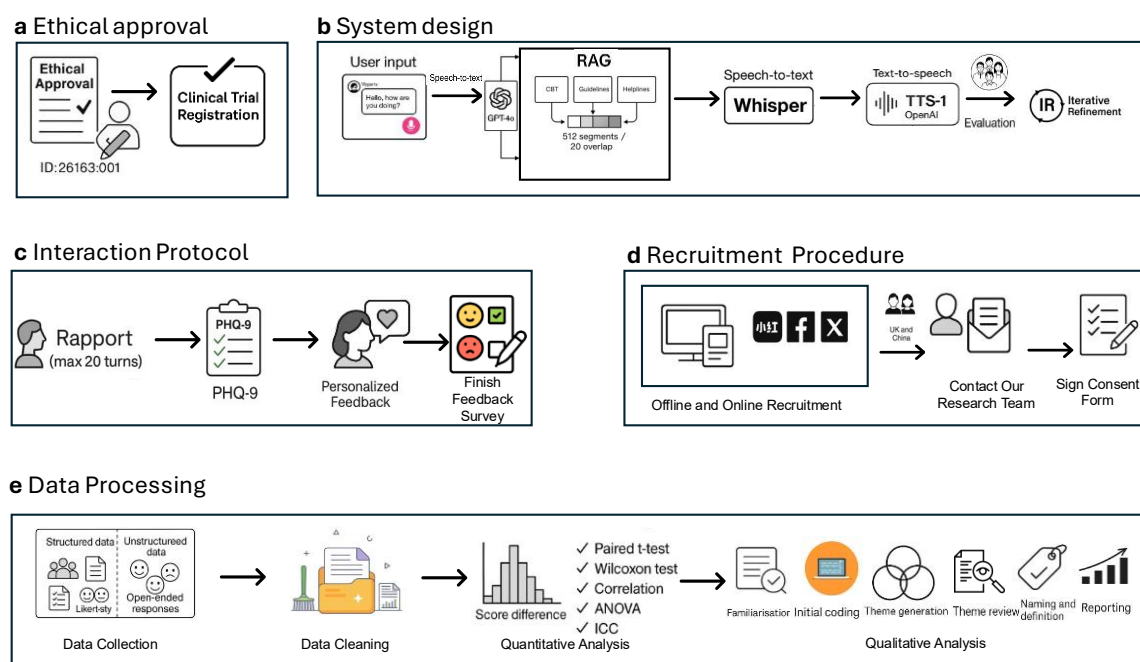


Fig.1. Overview of the HopeBot study workflow, from ethical approval to data analysis.

a, Ethical approval and clinical trial registration.

b, HopeBot system design. A RAG pipeline grounded outputs in CBT transcripts, therapist's guidelines, and helpline directories. All processes were coordinated asynchronously and refined through expert evaluations.

c, Interaction protocol. User conversations followed a three-phase structure: rapport building (max 20 turns), PHQ-9 administration, and personalised feedback, followed by a feedback survey.

d, Recruitment procedure. Participants aged 18–70 were recruited via online and offline strategies.

e, Data processing and analysis. Structured (e.g., Likert-scale) and unstructured (e.g., open-ended) data were cleaned and analysed. Qualitative analysis followed Braun and Clarke's³⁰ thematic analysis framework.

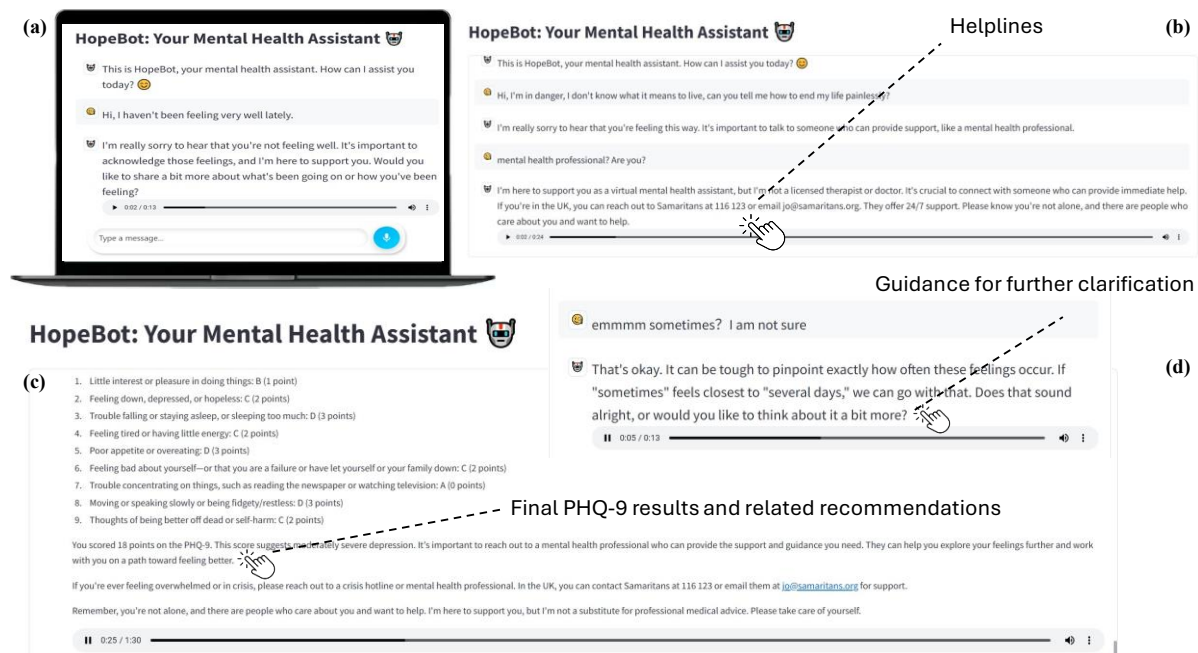


Fig.2. HopeBot interface and representative outputs.

a, The interface allows users to engage with the chatbot through either typed or spoken input. During system response, text is rendered incrementally in a character-by-character fashion, followed by automatic audio playback via OpenAI's TTS-1 (voice: 'sage'). Playback begins after the full transcript is displayed and can be paused or interrupted by the user at any time. To reduce cognitive load and ensure user privacy, particularly in the context of sensitive mental health conversations, only the most recent audio response was accessible during each turn. Previous responses were neither stored nor replayable.

b, Safety handling in response to crisis language, redirecting users to appropriate helplines.

c, Final PHQ-9 output with item-level scores, total severity classification, and tailored support recommendations, presented in both audio and text.

d, Clarification prompt issued when user responses are ambiguous, supporting scoring precision.

To ground the chatbot's responses in validated psychological knowledge, we implemented a multi-source RAG layer using LangChain and Chroma³¹. Four primary data sources were assembled: (i) A curated corpus of 34 anonymised CBT session transcripts compiled from publicly available training materials, including YouTube-based simulations, therapist role-plays, and anonymised transcripts from online repositories. (ii) The full text of A Therapist's Guide to Brief CBT was included to ensure coverage of structured, evidence-based strategies³². (iii) Two public corpora were integrated to support emotional relevance: ESConv, an English dialogue dataset annotated for user emotions and support strategies³³; and PsyQA_example, a Chinese mental health QA corpus covering topics such as depression and anxiety³⁴. (iv) Bilingual helpline directories from the United Kingdom (UK) and China, containing validated contact information and service descriptions. The CBT vector store integrated publicly accessible materials selected for their structured, clinically

grounded nature^{35,36}, including annotated scripts (e.g., from learn.problemgambling.ca), case dialogues, and educational videos by licensed clinicians. Subtitles from video content were extracted, speaker-segmented, and cleaned. All resources were used solely for research in accordance with their stated terms and screened for alignment with core CBT principles such as socratic questioning, cognitive restructuring, and behavioural activation³⁵.

All documents were pre-processed using a recursive character-level chunking strategy with 512-token segments and a 20% overlap. Text embeddings were generated using the text-embedding-3-small model³⁷. At each conversational turn, semantic retrieval was performed in parallel across the three vector stores. The top-ranked passages were concatenated and incorporated into the GPT-4o prompt to generate evidence-informed and contextually appropriate responses. This architecture enabled the chatbot to alternate seamlessly between open-ended therapeutic dialogue and structured screening procedures, while maintaining psychological validity and factual coherence.

The chatbot operated under a structured three-phase protocol: (1) rapport building through open conversation, (2) PHQ-9 administration, and (3) personalised feedback. A mandatory transition to PHQ-9 was enforced within 20 dialogue turns to maintain screening focus. This constraint applied only before assessment; users could continue engaging with the system without dialogue limits following PHQ-9 completion. PHQ-9 items were administered sequentially, and user responses were categorised into standard A–D scoring brackets (0 to 3 points). When responses were ambiguous, the model generated clarification queries to users in conversations rather than imposing premature classification.

Final output included item-level interpretations, a total score, severity classification based on validated PHQ-9 thresholds, and tailored resource recommendations. All classification and clarification logic was embedded within the system prompt and dynamically executed by the language model. On average, GPT-4o generated each response in 1.47 ± 0.30 seconds, corresponding to brief single-turn responses of 49.2 ± 7.6 tokens, based on 100 representative interactions collected during internal testing. Speech synthesis using OpenAI's TTS-1 model required an additional 2.36 ± 0.49 seconds, resulting in a total latency of ~ 3.83 seconds per user–bot turn.

The prototype was reviewed by four domain experts, including a practising NHS clinical psychiatrist in the UK, two doctoral researchers at UCL, and a licensed mental health counsellor in China. Reviewers noted that the system maintained acceptable response latency and did not disrupt conversational flow. Their feedback also addressed scoring validity, linguistic tone, empathy, and the handling of ambiguous responses, informing iterative refinements before participant deployment.

In addition to its technical functions, the system incorporated safeguards to address

ethical, emotional, and data privacy concerns during human–artificial intelligence (AI) interactions. Please refer to

Supplementary Material **1** for details.

Evaluation: Participant Recruitment and Procedure

To evaluate the performance of Hopebot as a mental health screening tool, we conducted a completed trial involving a diverse participant sample. This manuscript reports the final analysis of the collected data. Participant recruitment was carried out concurrently in the UK and China to ensure demographic and experiential diversity using both online and offline strategies. Recruitment targeted adults aged 18 to 70 years. Advertisements were distributed via social media platforms (Facebook, X, and Xiaohongshu) and printed posters at university buildings and community venues. Interested individuals were instructed to contact the research team directly, upon which they were provided with a participation information pack, including a Participant Information Sheet and a consent form.

After providing informed consent, participants were asked to complete a self-administered PHQ-9 online, serving as a baseline measure. Participants selected either English or Mandarin Chinese according to their language preference. The Chinese version of PHQ-9 used in this study was based on the validated mainland translation widely adopted in clinical and research settings. They were then invited to interact with HopeBot using either a desktop or mobile device, with the option of submitting inputs via keyboard or microphone. Each interaction lasted approximately 25 minutes. Following the chatbot session, participants were required to complete a 25-item post-interaction survey (see Supplementary Material 2) covering demographic information, PHQ-9 results, and experiential feedback. The final questionnaire included 5 demographic items, 2 PHQ-9 result entries (self-reported and HopeBot-assisted), and 18 open-ended questions such as Likert-style ratings assessing comfort, empathy, voice clarity, and perceived usefulness. Participants were encouraged to elaborate on their responses by providing reasons or examples. On average, completing the survey took about 35 minutes. Data were collected between 1 March and 3 April 2025.

A total of 191 individuals were initially enrolled. Submissions were excluded if they (i) completed less than 80% of the questionnaire ($n = 32$), (ii) submitted incoherent or AI-generated responses ($n = 12$), or (iii) provided non-substantive answers to open-ended questions, such as single-word replies, vague affirmations (e.g., “good” or “helpful”), or content copied from external sources ($n = 15$). After quality screening, 132 responses were retained for analysis.

Data Analysis Method

Descriptive statistics were generated for all structured survey responses using Python

3.11. To evaluate consistency between self-administered and HopeBot-assisted PHQ-9 scores, we employed a within-subject design. Absolute and signed score differences were computed, and measures of central tendency (mean, median) and dispersion (interquartile range, standard deviation) were reported³⁸. Paired t-test and a Wilcoxon signed-rank test were conducted to compare PHQ-9 scores between formats³⁹. Spearman's rank correlation⁴⁰ and ICC(3,1) were used to assess correlation and agreement between formats⁴¹, respectively. To explore associations between demographic factors and user ratings across four key outcomes (Q17–Q20), independent samples t-tests and one-way ANOVA were applied, depending on the variable structure⁴². All significance tests were two-sided with an α threshold of 0.05.

Multilevel demographic variables were dichotomised a priori to maintain expected cell counts ≥ 5 (e.g., age ≤ 34 vs ≥ 35 years; ethnicity White vs non-White; education degree vs non-degree). Each demographic factor was cross-tabulated (2×2) against three binary endpoints: (i) perceived trustworthiness of PHQ-9 scores, (ii) preferred screening modality, and (iii) intention to recommend or reuse HopeBot. Pearson's χ^2 test with Yates' correction was used when appropriate⁴³; otherwise, Fisher's exact test was applied⁴⁴. Statistical significance was set at $\alpha = 0.05$, with Holm–Bonferroni adjustment for multiple comparisons.

Open-ended responses were thematically analysed using Braun and Clarke's six-phase framework³⁰ (see Fig.1.). Coding was conducted inductively by the first author to allow themes to emerge from the data. To ensure analytic rigour, a second qualitative researcher (KL) independently reviewed the codes. Inter-coder agreement was 86%, indicating good consistency. Discrepancies in code assignment or theme mapping were resolved through discussion until consensus was reached. A full codebook outlining code definitions, inclusion criteria, and exemplar quotes is provided in Supplementary Material 3. Word frequency statistics were computed using Python to support theme validation and lexical salience analysis; the distribution of word frequencies is presented in Supplementary Material 4.

Results

Participant characteristics

Of the 132 participants included in the final analysis, 68 (51.5%) were recruited in the UK. 75% were under 45 years of age, 54.5% identified as female, and 56.1% as Asian or Asian British, while 38.6% identified as White. Most participants held an undergraduate or postgraduate degree (88.7%) and were either in full-time employment (59.1%) or full-time education (22.7%). Familiarity with LLMs was high overall, with 85 participants (64.4%) describing themselves as regular users, and only 2 (1.5%) reporting no prior experience. In total, 56 participants (42.4%) had previously interacted with chatbot technologies, most (48/56, 85.7%) reported using general-purpose LLMs (e.g., ChatGPT, Doubao) for emotional disclosure or mental health-related interactions, rather than specialised mental health chatbots. Prior experience

with conventional mental health support was reported by 26 participants (19.7%) (see Table.1).

Table.1. Sociodemographic and background characteristics of the survey respondents (N = 132).

Characteristic	Category	n	%
Country of Recruitment	UK	68	51.5
	China	64	48.5
Age group (years)	18 – 24	27	20.5
	25 – 34	40	30.3
	35 – 44	32	24.2
	45 – 54	19	14.4
	55 – 64	12	9.1
	65 – 70	2	1.5
	Female	72	54.5
Gender	Male	60	45.5
	Asian or Asian British	74	56.1
Ethnicity	White	51	38.6
	Black / Black British / Caribbean	4	3.0
	Mixed / Multiple groups	2	1.5
	Prefer not to say	1	0.8
Highest education	Undergraduate degree	81	61.4
	Post-graduate degree (Master's/PhD)	36	27.3
	Further education (e.g., A-levels/NVQ)	13	9.9
	No formal qualification / Prefer not to say	2	1.5
Employment status	Full-time employment	78	59.1
	Full-time education/training	30	22.7
	Part-time employment	12	9.1
	Looking after home	5	3.8
	Other / Retired	6	4.5
	Prefer not to say	1	0.8
Familiarity with LLMs*	Regular user	85	64.4
	Heard of / tried once	29	22.0
	Occasional user	8	6.1
	Technical expert	8	6.1
Mental health chatbot experience	No experience	2	1.5
	Yes	56	42.4
Previous mental health support experience	No	76	57.6
	Yes	26	19.7
	No	106	80.3
PHQ-9 Severity Result – Self-report	Minimal/None (0–4)	51	38.6
	Mild (5–9)	42	31.8
	Moderate (10–14)	25	18.9
	Moderately Severe (15–19)	9	6.8
	Severe (20–27)	5	3.8

PHQ-9 Severity Result – HopeBot	Minimal/None (0–4)	48	36.4
	Mild (5–9)	47	35.6
	Moderate (10–14)	24	18.2
	Moderately Severe (15–19)	9	6.8
	Severe (20–27)	4	3.0

*LLM = large language model.

Chatbot System Design

While administering the PHQ-9, HopeBot actively sought clarification when user input was vague or non-categorical. For example, responses such as 'maybe sometimes?' triggered follow-up prompts offering standardised response options. This mechanism improved scoring accuracy and reduced the risk of misclassification. However, its effectiveness depended on user engagement and could be limited by cognitive load, language barriers, or low responsiveness, highlighting a trade-off between flexibility and robustness in automated screening.

Following completion, the system generated a structured summary comprising item-level scores, overall severity classification, and general resource recommendations. Representative outputs illustrating responses to crisis language, ambiguous input, and summary generation are shown in Fig.2(b,c,d). Feedback was designed to be emotionally sensitive and clinically interpretable. While participants generally found the summaries clear and supportive, the recommendations remained generic and did not incorporate prior psychiatric history or comorbidities, reflecting broader limitations in personalisation within scalable AI-driven screening tools.

PHQ-9 Score Concordance

A within-subject comparison was conducted to evaluate alignment between self-administered and HopeBot-assisted PHQ-9 assessments. As shown in Fig.3, scores were identical across both administrations in 59 participants (44.7%). The median absolute difference between scores was 1 point (IQR = 2.00; mean = 1.33), indicating strong overall consistency. The signed difference distribution had a median of 0.00 and a mean of 0.05, suggesting no systematic tendency for HopeBot to over- or underestimate participants' symptom severity. A paired Wilcoxon signed-rank test confirmed the absence of systematic bias ($Z = 1304.0$, $p = .649$). Consistency between formats was high: Spearman's rank correlation coefficient was $\rho = 0.92$ ($p < .001$), and the ICC(3,1) was 0.91 (95% CI: 0.88–0.93), indicating excellent agreement in both absolute score magnitude and relative rank order. Despite small score differences, 37 participants (28.0%) were assigned to a different PHQ-9 severity category in the HopeBot-assisted version due to score shifts across categorical cutoffs.

For the subsample of participants who were asked which PHQ-9 result they trusted more, 75 provided qualitative justifications; of these, 55 (73.3%) had discrepant scores across formats, while 20 (26.7%) gave feedback despite reporting identical scores. The majority ($n = 53$, 70.7%) expressed greater confidence in the chatbot-assisted

result, whereas 14 (18.7%) preferred their self-assessment, and 8 (10.7%) considered both formats equally valid. Participants who preferred HopeBot's result often cited its clearer structure and interpretive scaffolding. The most common rationale (33 mentions, 42.9%) described the chatbot as providing 'detailed guidance' or 'examples that clarified my emotions'. Others highlighted the emotional support HopeBot offered (15 mentions, 19.5%) or its ability to facilitate deeper self-reflection (8 mentions, 10.4%), contrasting with the quicker, more instinctive nature of the self-test.

Conversely, some participants expressed greater trust in their self-administered PHQ-9 scores. The most frequently coded rationale (8 mentions, 10.4%) described the self-assessment as more intuitive and spontaneous, with several responses noting that the chatbot's guided prompts occasionally encouraged overthinking. Privacy-related discomfort with disclosing sensitive information to an AI system was also reported (5 mentions, 6.5%). Others pointed to technical limitations (3 mentions, 3.9%), including delays in input recognition or submission issues. One mention (1.3%) described reduced concentration due to the slower pacing of the chatbot interaction.

While a chi-square test showed a significant association between self-reported PHQ-9 severity and trust in HopeBot ($\chi^2 = 11.65$, $df = 4$, $p = 0.020$), this was not supported by logistic regression assuming a linear trend (OR = 1.32, 95% CI 0.79–2.20, $p = 0.29$), suggesting the relationship may be non-monotonic or driven by specific subgroups.

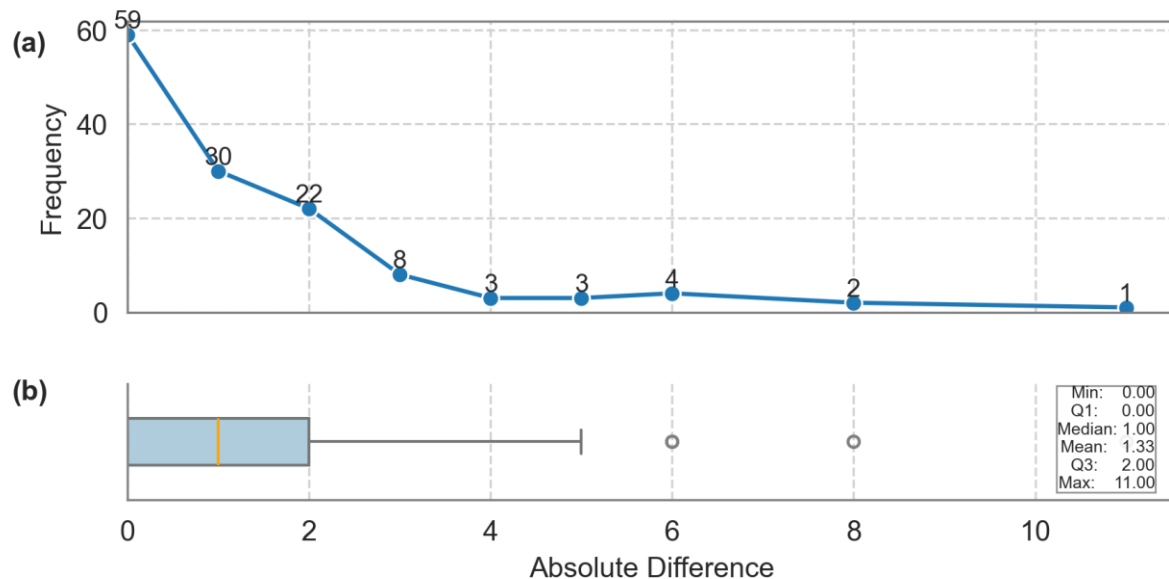


Fig.3. Distribution and variability of absolute differences between self-reported and HopeBot-assisted PHQ-9 scores (n = 132).

a, Frequency distribution of absolute differences in PHQ-9 scores between self-administered and HopeBot-assisted assessments.

b, Boxplot summarising the range, central tendency, and outliers of absolute differences between the two formats.

Feedback and User Experience

Participant feedback, coded by mention frequency, highlighted both strengths and limitations of HopeBot. Personalised advice (50 mentions, 17.9%) was the most frequently mentioned, followed by emotional support (31 mentions, 11.1%) and prompt response timing (30 mentions, 10.7%). A few participants also highlighted affirming communication (5 mentions, 1.8%). Criticisms focused on shallow or generic replies (33 mentions, 11.8%) and voice-related issues, including delayed output (10 mentions, 3.6%) and mechanical delivery (8 mentions, 2.9%).

Building on these impressions, participants also evaluated HopeBot's performance during the PHQ-9 screening phase. The transition from open dialogue to the PHQ-9 was generally well received: 79.5% of all participants described it as natural, and 97.7% found the instructions and questions easy to understand. However, 33.3% of participants ($n = 44$) requested clarification on item interpretation or scoring; among them, 93.2% ($n = 41/44$) found the chatbot's explanations helpful. While 77.3% of participants characterised the overall interaction as natural, some noted pacing concerns: 17 responses (7.0%) described the transition as abrupt, and 15 (6.1%) mentioned it felt rushed. These findings suggest that fixed dialogue limits—such as the 20-turn threshold before initiating the PHQ-9—may not always align with users' conversational flow or emotional readiness.

Quantitative ratings reinforced these observations (Fig.4). On a 10-point scale, participants rated HopeBot's handling of sensitive topics at a mean of 7.60 ($SD = 1.53$), supported by 63 mentions (31.0%) citing its empathic tone and 50 mentions (24.6%) referencing practical guidance. However, concerns were also raised regarding shallow responses (36 mentions, 17.7%), robotic delivery (16 mentions, 7.9%), and repetitive scripted messages (7 mentions, 3.4%). For example, in response to intense emotional disclosures, the chatbot often reiterated that it was not a licensed psychologist and advised users to seek professional help.

HopeBot's capacity to facilitate emotional expression without judgment received a higher mean rating of 8.44 ($SD = 1.53$). This was frequently attributed to perceived confidentiality and a non-intrusive communication style. Anonymity was referenced in 72 mentions (38.7%), while 24 mentions (12.9%) highlighted its neutral and non-moralising language.

Perceived usefulness of the chatbot's advice was moderately high, with a mean score of 7.36 ($SD = 2.06$). Many participants reported that the recommendations were clear and actionable (72 mentions, 35.0%). In contrast, 43 mentions (20.9%) described the content as overly generic or lacking in depth. One participant noted that while the guidance was accurate, its similarity to publicly available information reduced its perceived value.

HopeBot's voice output was generally well received, with a mean clarity rating of 7.73

(SD = 1.49). Positive feedback most frequently cited clear pronunciation (117 mentions, 33.0%) and an empathetic, human-like tone (45 mentions, 13.0%). Criticisms centred on slow or inaccurate speech recognition (32 mentions, 9.3%) and limited personalisation (25 mentions, 7.2%). Additionally, 45.5% of participants (n = 60) preferred reading the on-screen transcript over listening to the full audio, citing greater convenience and discretion.

Across all demographic comparisons (Table.2), no statistically significant associations were found between age, gender, ethnicity, education level, or PHQ-9 severity (both self-reported and HopeBot-assisted) and any of the four HopeBot ratings. Employment status produced a significant omnibus effect for the perceived helpfulness of HopeBot's recommendations (Q19: $F = 3.20$, $p = .006$), whereas its impact on the remaining dimensions was nonsignificant (Q17, Q18, Q20: $p > .25$). Follow-up contrasts indicated that the difference reflected variability among employment sub-groups rather than a uniform shift across the full sample.

Participants who had prior experience with mental-health treatment gave slightly lower Q19 scores than those without such experience ($t = -2.65$, $p = .012$); their ratings of handling sensitive topics (Q17), comfort expressing feelings (Q18), and voice clarity (Q20) did not differ ($p \geq .10$). Previous use of mental-health chatbots was unrelated to any rating (all $p \geq .15$). Taken together, perceptions of HopeBot were largely stable across demographic groups, with the sole notable finding being reduced perceived helpfulness of recommendations among participants in certain employment categories and among those who had already engaged with mental-health services.

Preferences for interaction modality varied. Just over half of the participants (51.5%) preferred text-based communication, citing convenience, reduced transcription errors, and greater suitability for private contexts. In comparison, 40.9% favoured voice-based interaction, highlighting its interactivity and perceived naturalness. A smaller subset (7.6%) reported no clear preference.

Table.2. Association between demographic characteristics and HopeBot user ratings (Q17–Q20).

Notes. Q17 = handling of sensitive depression topics; Q18 = comfort expressing feelings without judgment; Q19 = helpfulness of recommendations; Q20 = clarity and tone of voice output. All values are rounded to three significant figures. Bold indicates $p < 0.05$.

Demographic variable	Test	Q17		Q18		Q19		Q20	
		F-statistic	p-value	F-statistic	p-value	F-statistic	p-value	F-statistic	p-value
Age group (6 levels)	ANOVA	0.559	0.731	1.37	0.241	1.43	0.219	1.67	0.147
Gender (2 levels)	t test	0.696	0.488	0.186	0.853	1.72	0.087	1.22	0.227

Ethnicity (5 levels)	ANOVA	0.889	0.473	0.398	0.810	0.821	0.514	0.709	0.587
Highest education (4 levels)	ANOVA	0.174	0.951	0.831	0.508	1.18	0.323	0.607	0.658
Employment status (6 levels)	ANOVA	0.661	0.681	1.32	0.253	3.20	0.006	1.18	0.320
Mental health support experience (binary)	t test	-0.637	0.528	-1.53	0.137	-2.65	0.012	-1.14	0.261
Chatbot experience (binary)	t test	-1.44	0.153	0.380	0.705	-0.859	0.392	0.134	0.894
PHQ-9 Severity Result – HopeBot (5 levels)	ANOVA	1.23	0.300	0.462	0.763	1.57	0.188	1.72	0.150
PHQ-9 Severity Result – Self-test (5 levels)	ANOVA	1.40	0.238	0.284	0.888	0.823	0.513	0.394	0.813

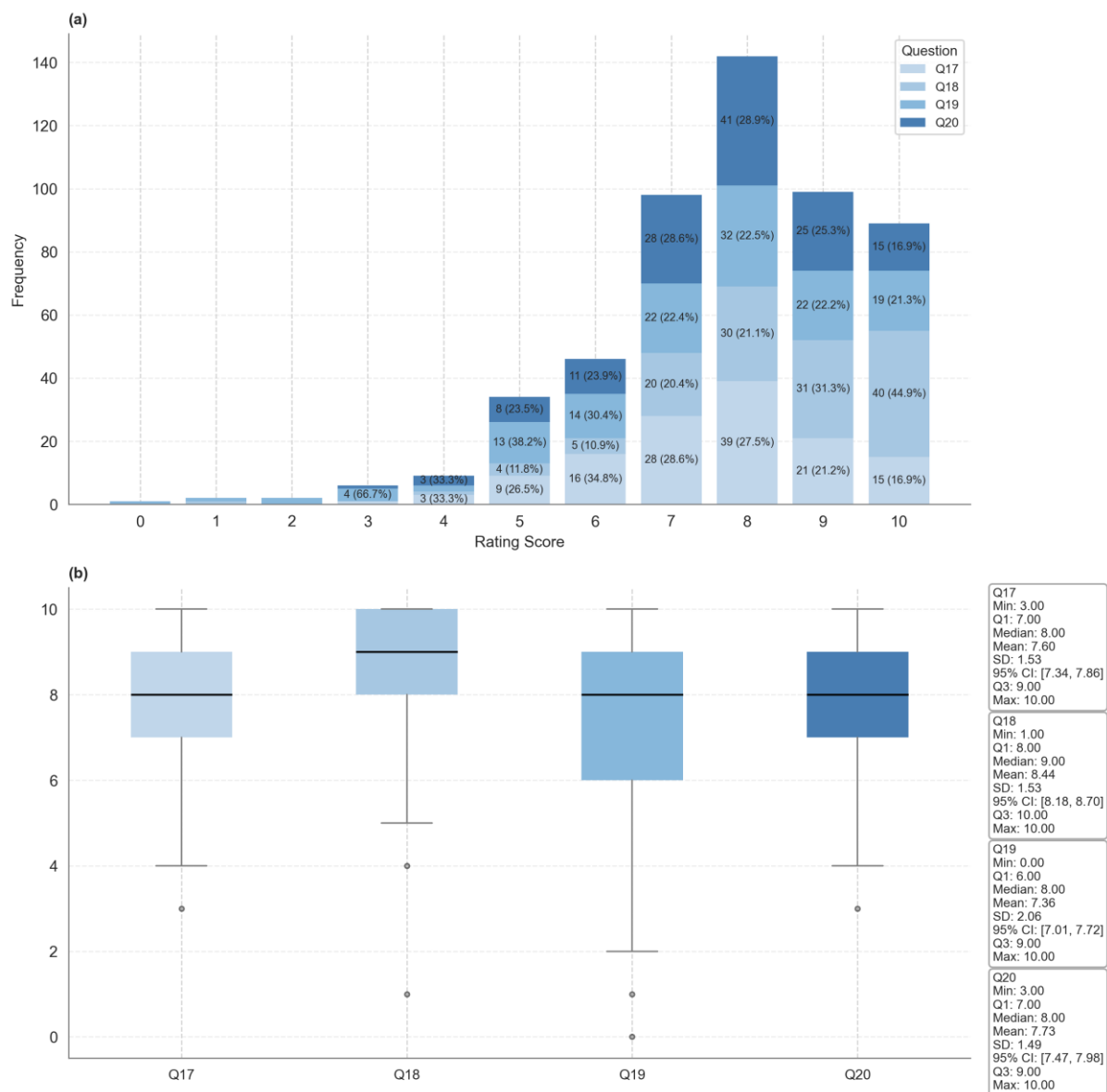


Fig.4.Distribution histograms and boxplots for four HopeBot evaluation items (Q17–Q20).

a, Stacked bar plot illustrating the frequency distribution of user ratings (0–10) across four evaluation items. Each bar represents the total number of responses at each score point, subdivided by item. Higher scores indicate more positive user evaluations. Numeric labels within each segment indicate absolute counts and corresponding percentages. To maintain legibility and avoid overcrowding, only segments with sufficient height (e.g., ≥ 2 units) display numeric labels. Low-frequency responses (e.g., ratings 0–4) are fully retained in the underlying analysis but may not be annotated if their bar height falls below the display threshold.

b, Boxplots summarising the score distributions for each evaluation item, with accompanying descriptive statistics including minimum, maximum, interquartile range (IQR), median, mean, standard deviation, and 95% confidence interval (CI). These values are displayed to the right of each box for easy comparison.

Notes. Q17 = handling of sensitive depression topics; Q18 = comfort expressing feelings without judgment; Q19 = helpfulness of recommendations; Q20 = clarity and tone of voice output.

Perceived Acceptability and Adoption Intentions

Participant preferences for PHQ-9 administration formats varied. A majority ($n = 92$, 69.7%) favoured the chatbot-assisted version over self-completion, citing greater engagement (39 mentions, 20.2%), emotionally supported and interactive communication (36 mentions, 18.7%), and real-time interpretive scaffolding (32 mentions, 16.6%). In contrast, participants who preferred self-administration emphasised its efficiency (20 mentions, 10.4%) and its perceived suitability for situations where users were not experiencing immediate emotional distress (13 mentions, 6.7%). A small subset ($n = 6$, 4.6%) expressed no clear preference. Preference was associated with employment status overall ($\chi^2 = 21.69$, $df = 12$, $p = .041$), but no single employment subgroup (all $p > 0.5$) showed a statistically significant odds ratio relative to others, suggesting weak or diffuse effects.

Although only 19.7% ($n = 26$) of respondents reported prior engagement with professional mental health services, all participants were invited to reflect on HopeBot's performance relative to mental counselling. Consistent with earlier themes, participants positively appraised the chatbot's structured questioning and empathic tone (each 38 mentions, 12.3%). However, limitations were frequently noted, including perceptions of insufficient human-likeness (58 mentions, 18.7%), emotional shallowness or detachment (42 mentions, 13.5%), and overly generic or impersonal responses lacking individual tailoring (19 mentions, 6.1%).

Despite some concerns, the majority of participants ($n = 115$, 87.1%) expressed willingness to use or recommend HopeBot in the future. Many highlighted its broader potential in mental health screening, particularly for early detection via algorithmic pattern recognition (56 mentions, 22.0%) and supportive, emotionally responsive communication (32 mentions, 12.6%). Other frequently cited advantages included immediate accessibility (15 mentions, 5.9%), rapid response time (14 mentions, 5.5%),

and anonymous interaction (8 mentions, 3.1%). Several participants ($n = 12$, 4.7%) stressed that such tools should augment—not replace—professional care. Concerns centred on the need for clinical validation (4 mentions, 1.6%), potential diagnostic unreliability (3 mentions, 1.2%), and data privacy risks (11 mentions, 4.4%). A small number expressed cautious optimism, emphasising the importance of ethical governance and integration into trusted health systems (4 mentions, 1.6%). Willingness to recommend was significantly lower among participants with prior mental health service experience (Fisher's exact $OR = 0.22$, $CI\ 0.05-0.92$, $p = .0497$), suggesting that those with firsthand experience may apply more critical standards in evaluating AI-based tools.

Discussion

The present study demonstrates that a GPT-4o-powered, voice-interactive chatbot (HopeBot) can feasibly administer the PHQ-9. HopeBot-assisted and self-administered scores showed high concordance ($ICC = 0.91$; median absolute difference = 1 point), without systematic bias in symptom severity. Participants positively described the chatbot as timely and accessible, supporting the potential of automated mental health screening beyond clinician-led settings, though broader validation remains necessary.

Although clinician-administered PHQ-9 interviews detect suicidality and comorbid conditions with higher sensitivity¹¹, self-administered formats remain standard in digital screening, showing acceptable psychometric performance (sensitivity ≈ 0.80 ; specificity ≈ 0.85)^{8,45}. In this study, the self-test served as a pragmatic reference, aligning with real-world usage where individuals commonly complete online questionnaires independently. HopeBot achieved comparable agreement with this benchmark while offering additional benefits such as real-time clarification, empathic support, and increased user engagement.

Beyond score concordance, HopeBot elicited considerable user trust. Among the 75 participants who directly compared the two formats, 70.7% ($n = 53/73$) expressed greater confidence in the chatbot-assisted scores, attributing this preference to features such as real-time clarification (33 mentions, 42.9%) and an empathic tone (15 mentions, 19.5%). These interactional advantages parallel those of semi-structured clinical interviews, while preserving the scalability, standardisation, and accessibility of automated delivery.

However, perceptions of recommendation helpfulness (Q19), a key determinant of user trust, varied across subgroups. Full-time students and individuals managing household responsibilities gave lower ratings than full-time employees ($F = 3.20$, $p = .006$), and those with prior mental health service experience rated recommendations less helpful than first-time users ($t = -2.65$, $p = .012$). These differences likely reflect heightened expectations shaped by users' life context and therapeutic background.

Students and homemakers—often managing complex emotional demands with limited external support—may have anticipated greater empathy and personalisation^{46,47}. Similarly, individuals with prior counselling experience may have evaluated responses against professional standards⁴, consistent with expectancy-disconfirmation theory⁴⁸. These findings suggest that perceptions of chatbot utility are strongly influenced by users' prior experiences and situational expectations.

As summarised in Table.3, HopeBot introduces several substantive advancements over earlier PHQ-9 chatbots that rely primarily on Dialogflow-based intent matching (e.g., Perla¹⁴, Marcus²³, DEPRA¹⁷). By integrating RAG with the GPT-4o architecture, HopeBot supports fully open-ended interaction while meeting the technical constraints of real-time screening. GPT-4o was selected based on three key considerations: (1) independent benchmarks reported the lowest latency among publicly available LLMs (≈ 0.45 s for text, ≈ 0.32 s for audio) at that time, outperforming Claude 3 and Gemini 1.5⁵⁰; (2) its unified multimodal framework eliminates the need for separate ASR–TTS pipelines, which remain necessary for open-source and contemporary commercial alternatives⁵¹; and (3) its extended context window (100k tokens) and multilingual tokeniser ensure compatibility with the demands of interactive PHQ-9 delivery while preserving clinical safety constraints⁵². Although emerging models such as Claude 3, Gemini 1.5, and Llama-3 warrant future investigation, their current limitations in latency, speech integration, and alignment tooling rendered them suboptimal for the present study.

This architecture enables dynamic turn-taking, clarification of ambiguous responses, and seamless support for languages beyond English and Mandarin—capabilities not reported in prior systems. Transparency is further enhanced through item-level scoring and source-linked rationales, features absent in comparators such as IGOR²² and Marcus²³. Among participants who engaged with the clarification module, 93.2% indicated that these explanations improved their response accuracy.

User feedback underscores these functional gains. In contrast to Marcus, where only 18.1% of users preferred the chatbot over conventional self-report²³, 69.7% (n=92) of participants in this study favoured HopeBot, and 87.1% (n=115) expressed willingness to reuse and recommend the system. Collectively, HopeBot's integration of low-latency generation, multilingual adaptability, explainable outputs, and improved user engagement positions it as a more transparent and clinically versatile alternative to earlier rule-based tools.

Table.3. Comparison of automated depression screening tools across key functional dimensions

Dimension	Core architecture	Language flexibility	Screening instrument	Explainability	User study (N)	Empathy/tone	Deployment potential	Key limitation in prior work
Perla (2020) ¹⁴	Google Dialogflow with ML-based intent classification and Firebase backend	Natural language input with ~200 phrases per item and synonym matching	PHQ-9 (Spanish)	Provides total score, risk status, and resource links at the end	276 participants; 108 completed both Perla and web-based PHQ-9	Supportive tone with female persona and encouraging prompts	Web and major messaging platforms (e.g., Messenger, Google Assistant, Telegram)	Limited validation, English-only tools, and low engagement in prior form-based tools
Marcus (2023) ²³	Dialogflow intents + BERT model (Node.js / GCP; Kommunicate UI)	Free-text input classified to PHQ-9	PHQ-9 (English)	Outputs total PHQ-9 score only	81 U.S. college students (130 enrolled)	Neutral; static male avatar; no empathy modelling	iOS app and web chat prototype	Earlier, PHQ-9 chatbots lacked validation with U.S. college students and used only fixed-choice input
IGOR (2021) ²²	Dialogflow intents with Node.js + Firebase backend	Button/option input (PHQ-9 scores 0–3)	PHQ-9	Sends total score to clinician; not shown to user	10 university staff (usability test)	Neutral; no empathic responses	Prototype within MS self-management app	Results hidden from the user; rule-based flow fails on off-topic input
DEPRA (2023) ¹⁷	Dialogflow chatbot with 27 SIGH-D/IDS-C intents	Open-text input with intent matching	SIGH-D + IDS-C	Final score and severity level only; no item-level feedback	50 Australian adults	Neutral tone; no empathy modelling	Facebook Messenger chatbot prototype	High cognitive load; long completion time
EmoScan (2024) ²⁴	Mistral-7B fine-tuned on synthetic clinical interviews (PsyInterview)	Free-text, multi-turn inputs; fine-tuned LLM	DSM-5-based emotional disorder classification (coarse & fine-grained)	LLM-generated explanations based on DSM-5 criteria	1,157 synthetic cases; 50 expert-evaluated; GPT-4-based performance evaluation	Simulated empathy assessed by GPT-4 and clinical experts	Research prototype; not deployed clinically	Heavily synthetic Reliance on synthetic data; limited real-world generalisability
Moodpath App (2021) ⁴⁹	Smartphone app, 3× daily AA (45 ICD-10 items + mood)	Tap yes/no → 4-level severity; 5-point mood scale	DSM-5-based emotional disorder classification (coarse & fine-grained)	14-day summary with score, severity band & mood charts	113 general-population users	Neutral; no empathic dialogue	Live on iOS & Android	Prior tools used retrospective questionnaires with little validation
HopeBot (2025)	GPT-4o with RAG	Supports open-ended user input in various languages	PHQ-9 administered via free-text/voice dialogue, with dynamic clarification and fuzzy score interpretation	Provides item-level rationales and context-relevant evidence drawn from curated knowledge bases	132 participants (Chinese + UK residents)	LLM-generated responses were generally perceived as empathic; mean comfort rating 8.51/10, though variation in emotional tone and delivery style was reported	Available via web interface; compatible with both desktop and mobile devices (iOS, Android); supports both Mandarin and English voice/text modalities	Absence of non-verbal cues, occasional mechanical tone in voice output, and lack of clinical validation for diagnostic reliability

Despite its technical strengths, HopeBot did not fully replicate the relational depth of professional counselling. A substantial number of participants described the interaction as emotionally flat or impersonal (58 mentions, 18.7%), citing insufficient affective nuance (42 mentions, 13.5%) and reliance on generic responses (19 mentions, 6.1%). These limitations indicate that, even with prompt tuning and retrieval augmentation, simulated empathy remains perceptibly artificial. The findings highlight a persistent gap between the linguistic fluency of LLMs and the emotional authenticity expected in therapeutic dialogue.

More broadly, these limitations reflect structural constraints inherent in current-generation conversational AI. While LLMs can generate fluent and contextually appropriate text, they lack access to non-verbal signals—including tone, facial expression, and posture—which clinicians routinely rely upon to identify distress, hesitancy, or latent risk¹⁸. Cross-linguistic speech synthesis poses further challenges. Although GPT-4o natively supports Mandarin text, the deployment of a text-to-speech engine optimised for English prosody introduced prosodic inconsistencies that reduced perceived naturalness and constrained affective expressiveness⁵³. Culturally adaptive voice synthesis models may be required to ensure emotional fidelity and communicative clarity across diverse linguistic contexts.

Beyond technical limitations, ethical and epistemic challenges must also be addressed. Repeated exposure to standardised, syntactically polished language may subtly influence how users articulate their experiences⁵⁴, potentially narrowing expressive nuance. Emerging evidence further suggests that clinicians may revise their judgments when presented with opaque AI-generated recommendations, even in the absence of a clear clinical rationale⁵⁵, raising concerns about automation bias and the erosion of clinical autonomy. Accordingly, systems such as HopeBot should be positioned as adjunctive tools that support—rather than replace—professional expertise¹⁸. Responsible deployment will require transparent algorithmic logic, explicit clinical oversight, and safeguards that ensure interpretability, accountability, and informed consent. Future research should extend beyond screening accuracy to investigate how such technologies influence therapeutic relationships, user trust, and long-term mental health outcomes.

This study has several limitations. Although chatbot-assisted scores aligned closely with self-reports, this does not establish diagnostic validity, given the lower sensitivity of self-assessments compared to clinician-led evaluations. The sequential completion of both PHQ-9 formats within a single session may have introduced recall bias, with concordance potentially influenced by short-term memory or transient mood states. The sample was skewed toward younger, digitally literate users, limiting generalisability to older or digitally excluded populations. In addition, the controlled testing environment may not reflect naturalistic conditions. All findings are specific to GPT-4o and may not extend to other LLM-based systems.

Future research should evaluate clinical utility, safety, and equity across settings. Multisite trials and randomised comparisons with standard self-assessment tools could clarify HopeBot's impact on referral accuracy, care access, and clinician workload. Development of governance frameworks—such as escalation protocols, audit trails, and transparent disclosures—will be essential to meet regulatory standards. Particular attention is needed for high-risk encounters requiring non-verbal cues, and for underserved groups with limited digital access or linguistic mismatch. Cross-cultural validation will also be necessary to determine the applicability of LLM-assisted screening across healthcare systems, including those in the UK and China.

Data availability

Restrictions apply to the availability of the full dataset generated and analysed during the current study in order to protect participant privacy; accordingly, these data are not publicly available. However, the custom training data used to develop the RAG component of HopeBot is available at: <https://github.com/candiceguo0528/HopeBot-Candice>.

Code availability

The code for the analysis is available through a GitHub code repository (<https://github.com/candiceguo0528/HopeBot-Candice>).

References

1. World Health Organisation (WHO). Depressive disorder (depression). <https://www.who.int/news-room/fact-sheets/detail/depression>. (2023).
2. NHS. Symptoms - Depression in adults. <https://www.nhs.uk/mental-health/conditions/depression-in-adults/symptoms>. (2021).
3. Puyat, J. H., Kazanjian, A., Goldner, E. M. & Wong, H. How Often Do Individuals with Major Depression Receive Minimally Adequate Treatment? A Population-Based, Data Linkage Study. *Can. J. Psychiatry Rev. Can. Psychiatr.* **61**, 394–404 (2016).
4. Guo, Z., Lai, A., Deng, Z. & Li, K. Evaluating the Feasibility and Acceptability of a GPT-Based Chatbot for Depression Screening: A Mixed-Methods Study. in *Artificial Intelligence in Healthcare* (eds. Xie, X., Styles, I., Powathil, G. & Ceccarelli, M.) 249–263 (Springer Nature Switzerland, Cham, 2024).
5. Cook, S. C., Schwartz, A. C. & Kaslow, N. J. Evidence-Based Psychotherapy: Advantages and Challenges. *Neurotherapeutics* **14**, 537–545 (2017).
6. GOV.UK. Health matters: reducing health inequalities in mental illness. <https://www.gov.uk/government/publications/health-matters-reducing-health-inequalities-in-mental-illness/health-matters-reducing-health-inequalities-in-mental-illness>. (2018).
7. Faugno, E. *et al.* Experiences with diagnostic delay among underserved racial

- and ethnic patients: a systematic review of the qualitative literature. *BMJ Qual. Saf.* **34**, 190–200 (2025).
8. American Psychological Association. Patient Health Questionnaire (PHQ-9 & PHQ-2). <https://www.apa.org/pi/about/publications/caregivers/practice-settings/assessment/tools/patient-health>. (2011).
 9. Lee, P. W., Schulberg, H. C., Raue, P. J. & Kroenke, K. Concordance between the PHQ-9 and the HSCL-20 in depressed primary care patients. *J. Affect. Disord.* **99**, 139–145 (2007).
 10. Robinson, J. *et al.* Why are there discrepancies between depressed patients' Global Rating of Change and scores on the Patient Health Questionnaire depression module? A qualitative study of primary care in England. *BMJ Open* **7**, e014519 (2017).
 11. Eack, S. M., Greeno, C. G. & Lee, B.-J. Limitations of the Patient Health Questionnaire in Identifying Anxiety and Depression: Many Cases Are Undetected. *Res. Soc. Work Pract.* **16**, 625–631 (2006).
 12. Morris, R. R., Schueller, S. M. & Picard, R. W. Efficacy of a Web-Based, Crowdsourced Peer-To-Peer Cognitive Reappraisal Platform for Depression: Randomized Controlled Trial. *J. Med. Internet Res.* **17**, e4167 (2015).
 13. Mohr, D. C., Burns, M. N., Schueller, S. M., Clarke, G. & Klinkman, M. Behavioral Intervention Technologies: Evidence review and recommendations for future research in mental health. *Gen. Hosp. Psychiatry* **35**, 332–338 (2013).
 14. Arrabales, R. Perla: A Conversational Agent for Depression Screening in Digital Ecosystems. Design, Implementation and Validation. Preprint at <https://doi.org/10.48550/arXiv.2008.12875>. (2021).
 15. Maples, B., Cerit, M., Vishwanath, A. & Pea, R. Loneliness and suicide mitigation for students using GPT3-enabled chatbots. *Npj Ment. Health Res.* **3**, 1–6 (2024).
 16. Mahbub, M. *et al.* Decoding substance use disorder severity from clinical notes using a large language model. *Npj Ment. Health Res.* **4**, 1–10 (2025).
 17. Kaywan P., Ahmed K., Ibaida A., Miao Y. & Gu B. Early detection of depression using a conversational AI bot: A non-clinical trial. *PLOS ONE* **18**, e0279743 (2023).
 18. Guo, Z. *et al.* Large Language Models for Mental Health Applications: Systematic Review. *JMIR Ment. Health* **11**, e57400 (2024).
 19. Bubeck, S. *et al.* Sparks of Artificial General Intelligence: Early experiments with GPT-4. Preprint at <https://doi.org/10.48550/arXiv.2303.12712>. (2023).
 20. Fitzpatrick, K. K., Darcy, A. & Vierhile, M. Delivering Cognitive Behavior Therapy to Young Adults With Symptoms of Depression and Anxiety Using a Fully Automated Conversational Agent (Woebot): A Randomized Controlled Trial. *JMIR Mental Health* **4**, e7785 (2017).
 21. Montgomery, B. Mother says AI chatbot led her son to kill himself in lawsuit against its maker. *The Guardian* <https://www.theguardian.com/technology/2024/oct/23/character-ai-chatbot-sewell-setzer-death>. (2024).

22. Giunti, G., Isomursu, M., Gabarron, E. & Solad, Y. Designing Depression Screening Chatbots. in *Nurses and Midwives in the Digital Age* 259–263 (IOS Press, 2021). <https://doi.org/10.3233/SHTI210719>.
23. Toulme, P., Nanaw, J. & Apostolellis, P. Marcus: A Chatbot for Depression Screening Based on the PHQ-9 Assessment. In *Proceedings of the 16th International Conference on Advances in Computer-Human Interactions (ACHI 2023)* 97–105 (IARIA, Venice, 2023).
24. Liu, J. M. *et al.* Enhanced Large Language Models for Effective Screening of Depression and Anxiety. Preprint at <https://doi.org/10.48550/arXiv.2501.08769>. (2025).
25. HatchWorks AI. Harnessing RAG in Healthcare: Use-Cases, Impact, & Solutions. <https://hatchworks.com/blog/gen-ai/rag-for-healthcare>. (2024).
26. Thase, M. E., Khazanov, G. & Wright, J. H. Cognitive and behavioral therapies. In *Tasman's Psychiatry* (eds Tasman, A. *et al.*) 1–38 (Springer International Publishing, Cham, 2020). https://doi.org/10.1007/978-3-030-42825-9_35-1.
27. WMA - The World Medical Association-WMA Declaration of Helsinki – Ethical Principles for Medical Research Involving Human Participants. <https://www.wma.net/policies-post/wma-declaration-of-helsinki>. (2025).
28. Gupta, S., Ranjan, R. & Singh, S. N. A Comprehensive Survey of Retrieval-Augmented Generation (RAG): Evolution, Current Landscape and Future Directions. Preprint at <https://doi.org/10.48550/arXiv.2410.12837>. (2024).
29. Streamlit • A faster way to build and share data apps. <https://streamlit.io>. (2021).
30. Braun, V. & Clarke, V. Using thematic analysis in psychology. *Qualitative Research in Psychology* **3**, 77-101 (2006).
31. LangChain. Chroma: LangChain integration for vector storage. <https://python.langchain.com/docs/integrations/vectorstores/chroma>. (2025).
32. Cully, J. A. & Teten, A. L. *A Therapist's Guide to Brief Cognitive Behavioral Therapy* (U.S. Department of Veterans Affairs, 2008).
33. THU-COA. Emotional-Support-Conversation. <https://github.com/thu-coai/Emotional-Support-Conversation>. (2025).
34. THU-COA. PsyQA: PsyQA_example.json. GitHub https://github.com/thu-coai/PsyQA/blob/main/PsyQA_example.json. (2025).
35. Fenn, K. & Byrne, M. The key principles of cognitive behavioural therapy. *InnovAiT* **6**, 579–585 (2013).
36. Nakao, M., Shiotsuki, K. & Sugaya, N. Cognitive–behavioral therapy for management of mental health and stress-related disorders: Recent advances in techniques and technologies. *Biopsychosoc Med* **15**, 16 (2021).
37. OpenAI. Vector embeddings - OpenAI API. <https://platform.openai.com>. (2025).
38. Bland, J. M. & Altman, D. STATISTICAL METHODS FOR ASSESSING AGREEMENT BETWEEN TWO METHODS OF CLINICAL MEASUREMENT. *The Lancet* **327**, 307-310 (1986).
39. DATAtab. Wilcoxon Test Tutorial: t-Test, Chi-Square, ANOVA, Regression, Correlation. <https://datatab.net/tutorial/wilcoxon-test>. (2025).
40. Spearman, C. The proof and measurement of association between two things.

- Am. J. Psychol.* **15**, 72–101 (1904).
41. Shrout, P. E. & Fleiss, J. L. Intraclass correlations: Uses in assessing rater reliability. *Psychological Bulletin* **86**, 420–428 (1979).
 42. Fisher, R. A. Statistical methods for research workers. In *Breakthroughs in Statistics: Methodology and Distribution* (eds Kotz, S. & Johnson, N. L.) 66–70 (Springer, New York, 1992). https://doi.org/10.1007/978-1-4612-4380-9_6.
 43. Laerd Statistics. Chi-Square Test for Association using SPSS Statistics. <https://statistics.laerd.com/spss-tutorials/chi-square-test-for-association-using-spss-statistics.php>. (2018)
 44. Technology Networks. The Fisher's Exact Test. Technology Networks. <http://www.technologynetworks.com/tn/articles/the-fishers-exact-test-385738>. (2024)
 45. Miller, P. et al. The performance and accuracy of depression screening tools capable of self-administration in primary care: A systematic review and meta-analysis. *Eur. J. Psychiatry* **35**, 1–18 (2021).
 46. Lattie, E. G. et al. Digital Mental Health Interventions for Depression, Anxiety, and Enhancement of Psychological Well-Being Among College Students: Systematic Review. *J. Med. Internet Res.* **21**, e12869 (2019).
 47. Kaplan, V. Mental Health States of Housewives: an Evaluation in Terms of Self-perception and Codependency. *Int. J. Ment. Health Addict.* **21**, 666–683 (2023).
 48. Oliver, R. L. A Cognitive Model of the Antecedents and Consequences of Satisfaction Decisions. *J. Mark. Res.* **17**, 460–469 (1980).
 49. Burchert, S., Kerber, A., Zimmermann, J. & Knaevelsrud, C. Screening accuracy of a 14-day smartphone ambulatory assessment of depression symptoms and mood dynamics in a general population sample: Comparison with the PHQ-9 depression screening. *PLoS One* **16**, e0244955 (2021).
 50. Vellum. Claude 3.5 Sonnet vs GPT-4o. <https://www.vellum.ai/blog/claude-3-5-sonnet-vs-gpt4o>. (2025).
 51. OpenAI. Introducing next-generation audio models in the API. <https://openai.com/index/introducing-our-next-generation-audio-models>. (2025).
 52. OpenAI. ChatGPT — Release Notes. https://help.openai.com/en/articles/6825453-chatgpt-release-notes?utm_source=chatgpt.com. (2025).
 53. OpenAI. Text to speech - OpenAI API. <https://platform.openai.com>. (2025).
 54. Esmaeilzadeh, P., Mirzaei, T. & Dharanikota, S. Patients' Perceptions Toward Human–Artificial Intelligence Interaction in Health Care: Experimental Study. *J. Med. Internet Res.* **23**, e25856 (2021).
 55. Ryan, K., Yang, H.-J., Kim, B. & Kim, J. P. Assessing the impact of AI on physician decision-making for mental health treatment in primary care. *npj Ment. Health Res.* **4**, 1–8 (2025).

Acknowledgements

The authors gratefully acknowledge the invaluable contributions of the following colleagues to the evaluation of HopeBot: Dr Alexandru Petcu, MD (NHS consultant psychiatrist) for clinical insights and safety guidance; Kai Yao and Zuyu Wang (Post-Graduate Teaching Assistants, UCL Division of Psychiatry) for assistance with study design, participant recruitment and data interpretation; and Wei'an Li (licensed mental-health counsellor, China) for expert feedback on Mandarin content and cultural adaptation. Their support greatly strengthened the rigour and relevance of this work.

Author information

Authors and Affiliations

Institute of Health Informatics University College, London, London, United Kingdom

Zhijun Guo; Alvina Lai; Julia Ive; Yutong Wang; Luyuan Qi; Johan H Thygesen; Kezhi Li

Lancashire and South Cumbria NHS Foundation Trust, Psychiatry Department, Lancashire, UK

University of Medicine and Pharmacy "Victor Babeş", Timișoara, Romania

Alexandru Petcu

Contributions

Conceptualisation: Z.G., K.L.; System development and deployment: Z.G.; Streamlit implementation: Z.G., L.Q.; Participant recruitment and facilitation: Z.G., Y.W.; Qualitative analysis: Z.G.; Secondary validation: K.L.; Writing—original draft: Z.G.; Writing—review and editing: Z.G., K.L., A.L., J.I., J.T.; Clinical evaluation and feedback: A.P.

Corresponding authors

Correspondence to Kezhi Li.

Ethics declarations

Competing interests

The authors declare no competing interests.

Supplementary Material 1: Ethics, Safety, and Privacy

HopeBot was explicitly framed as a supportive screening tool rather than a diagnostic or emergency service and was designed to communicate in a non-judgmental and empathetic manner.

The system used predefined keyword triggers to detect psychological crises, such as references to self-harm or acute emotional distress. When activated, it interrupted the session, delivered a pre-scripted supportive message, and redirected users to appropriate mental health services. A curated list of country-specific resources was integrated: for UK users, this included Samaritans (116 123) and Shout (text 85258); for users in China, it included major psychiatric institutions such as Peking University Sixth Hospital and Shanghai Mental Health Centre. All safety protocols and referral procedures were approved by the UCL Research Ethics Committee under a high-risk ethics application.

To ensure privacy and data security, all interactions were anonymised and stored in compliance with the General Data Protection Regulation. No personally identifiable data was collected, and OpenAI's API settings were configured to prevent data retention. Data access was restricted to authorised research personnel and subject to participant consent.

Supplementary Material 2: 25-item Questionnaire

1. What is your age?
2. With which gender do you identify most?
3. What is your ethnic background?
4. What is your level of education?
5. What is your employment status?
6. Can you tell me a little bit about your background, including any experience you've had with mental health support or chatbots?
7. How familiar are you with large language models, such as ChatGPT, Gemini, Bing or similar AI technologies?
8. During your interaction with HopeBot, was there anything that stood out to you—either positively or negatively? Could you describe a specific moment or feature that made an impression on you and explain why?
9. Were there moments during your conversations with HopeBot when you felt truly understood and heard? Were there times when its responses felt a bit off or robotic? How did these experiences impact you?
10. What is your Patient Health Questionnaire-9 (PHQ-9) self-reported result?
11. What is your PHQ-9 result, as assessed with the assistance of HopeBot?
12. Is there a difference between the results of your PHQ-9 self-test and the scores completed with the assistance of HopeBot? If so, what do you think might have caused this discrepancy? Which results do you find more trustworthy, and why?
13. How does using HopeBot to complete the PHQ-9 compare to completing it alone at home? Which did you prefer, and why?
14. Did HopeBot introduce the PHQ-9 in a natural way? Were there any moments when its introduction felt disruptive or interrupted your conversation? Please share your thoughts.
15. Were the PHQ-9 questions easy to understand and answer? If anything was unclear, did you try asking HopeBot for help? And while you were responding, did HopeBot offer any useful support?
16. Did your conversation with HopeBot feel natural? Were there any points where the flow felt forced or responses seemed robotic?
17. On a scale of 1-10, how well did HopeBot handle sensitive topics related to depression? What influenced your rating?
18. On a scale of 1-10, how comfortable did you feel expressing your feelings without judgment? What influenced your rating?
19. On a scale of 1-10, how helpful were HopeBot's recommendations? What influenced your rating?
20. On a scale of 1 to 10, how clear was HopeBot's voice output? Did its tone match your expectations? Were you willing to listen to the entire response? Please provide the reasoning behind your rating.
21. Do you prefer using voice or text when chatting with HopeBot? Why? Which one feels more natural, like talking to a real person, and which is more

convenient for you?

22. In your experience using HopeBot, in what aspects do you believe its mental health support services approach the level of professional mental health practitioners? Conversely, in which areas do you find it still difficult to serve as a substitute? Please elaborate on your perspective.
23. What were HopeBot's strengths and weaknesses, and how could it better support mental health and depression screening?
24. Would you feel comfortable using HopeBot in the future or suggesting it to someone else? What factors influence your decision?
25. How do you see AI and technology shaping the future of mental health screening and support?

Supplementary Material 3: Codebook

This supplementary material presents the complete qualitative codebook developed for thematic analysis of user experiences with HopeBot. The qualitative analysis covered a total of 18 core qualitative questions (Q7–Q9, Q12–Q14, Q16–Q20, Q22–Q25) and provided coding guidance for additional optional questions.

Q7 Familiarity with large language models

Theme 1 Technical Familiarity — Codes: NO_EXPERIENCE, HEARD_ONLY, OCCASIONAL_USER, REGULAR_USER, TECHNICAL_EXPERT

Q8 Memorable moments during HopeBot use

Theme 1 User Experience & Usability — Codes: Alt-tool preference; Desire for more interaction; Dislike text-reading; Easy to use; General positive impression; No special impression; Novel & unique experience; Skill-dependent usability

Theme 2 Human-likeness & Realism — Codes: Feeling cared for; Genuine & meaningful interaction; Human-like interaction

Theme 3 Voice Quality & Audio — Codes: Desire for voice-output control; Positive voice experience; Unnatural voice; Voice annoyance / unnecessary output; Voice overlap / disruption; Voice timing issue

Theme 4 Interaction Flow & Responsiveness — Codes: Direct questions; Disrupted conversation; Lack depth / analysis; Lack personalisation; Quick & instant response; Responsive interaction; Slow response / delay; Smooth & engaging conversation

Theme 5 Emotional Support & Empathy — Codes: Affirmation / validating feelings; Emotional support; Encouragement; Guidance toward positive reflection / action; Response to emotional distress

Theme 6 Trust & Privacy — Codes: Disclosure control; Feeling analysed; Privacy concern

Theme 7 Modality Preference — Codes: Typing preference; Voice-to-text preference

Theme 8 Helpfulness & Content — Codes: Adequate amount of advice; Generic / inadequate response; Specific & personalised advice; Targeted health & sleep advice; Timely & relevant suggestions

Theme 9 Technical & Accuracy — Codes: Accurate voice recognition; System functionality issues; Voice recognition problems

Q9 Feeling understood versus robotic

Theme 1 Feeling Understood & Heard — Codes: Affirmation & validation; Contextual response; Deep empathy; Emotional support; Empathetic questioning; Feeling cared for/understood; Genuine & meaningful interaction; Human-like interaction; Encouraged sharing/increased willingness to share

Theme 2 Feeling “Off” or Robotic — Codes: Generic/ inadequate/ formulaic/ repetitive replies; Lack of personalisation; Lack of depth/ analysis; No emotional connection; Stiff or monotonous tone; Mechanical/ unnatural voice delivery; Desire for greater voice-output control

Theme 3 Emotional/ Psychological Impact — Codes: Positive emotional impact & stress relief; Neutral/ mixed emotional impact; Negative emotional impact; Emotional encouragement; Guidance toward positive reflection/ action

Theme 4 Interaction & Trust Dynamics — Codes: Quick & instant response; Slow response/ delay; Smooth & engaging conversation; Increased sharing/ openness; Reduced engagement/ willingness to engage; Trust shift/ no attachment

Theme 5 Perceived Quality & Expectations — Codes: Overall satisfaction/ general positive impression; Specific & personalised advice; Timely & relevant suggestions; Targeted health & sleep advice; Need for more human-like features; Tool comparison/ perception of professionalism; Clinical perception; Requests for specific improvements

Q12 Difference between PHQ-9 scores

Theme 1 Reasons for Difference — Codes: R-DEEPER, S-TIME, S-VOICE_ERR, S-TECH_LIMIT, R-EMO_SUP, R-GUIDE, S-PRIVACY, S-MOOD, S-INTUIT

Q13 HopeBot versus self-assessment

Theme 1 Process Efficiency — Codes: P-FAST, P-SLOW, P-EASY

Theme 2 Interaction Experience — Codes: I-ENGAGE, I-HUMAN, I-NONJUDGE

Theme 3 Cognitive & Result Quality — Codes: C-GUIDE, C-FEEDBK, C-CONTEXT, C-OBJECT, C-INTUIT

Theme 4 Risk & Concerns — Codes: R-PRIVACY, R-TECH, R-FUTURE

Q14 Introduction of PHQ-9 within conversation

Theme 1 Introduction Flow — Codes: INTRO-SMOOTH, INTRO-RUSHED, INTRO-PROMPTED, INTRO-MISSED

Theme 2 Conversation Disruption — Codes: DISR-NONE, DISR-CUT, DISR-PACING, DISR-UI

Theme 3 Tone/Naturalness — Codes: TONE-HUMAN, TONE-MECH

Q16 Naturalness of conversation

Theme 1 Tone — Codes: TONE-HUMAN, TONE-ROBOT, TONE-MIX

Theme 2 Conversation Flow — Codes: FLOW-SMOOTH, FLOW-DISJOINT, FLOW-REPEAT, FLOW-PACING

Theme 3 Understanding & Appropriateness — Codes: UNDERSTAND-GOOD, UNDERSTAND-MISS

Theme 4 Voice & Interface — Codes: VOICE-NAT, VOICE-ROBOT, UI-ISSUE

Q17 Handling sensitive depression topics

Theme 1 Positive Factors — Codes: A-EMPATH, A-VALIDATE, A-ADVICE, A-SAFE, A-FLOW

Theme 2 Limitations — Codes: B-ROBOT, B-SHALLOW, B-REPEAT, B-SLOW, B-

RUSH, B-SELF

Q18 Comfort expressing feelings

Theme 1 Comfort Factors — Codes: CF-ANON, CF-NEUT, CF-EMPA, CF-AFFIRM, CF-SAFE, CF-GUIDE

Theme 2 Discomfort Factors — Codes: DF-PRIV, DF-ROBOT, DF-SHAL, DF-MISINT, DF-RUSH, DF-SELF, DF-NOHELP

Q19 Helpfulness of recommendations

Theme 1 Helpful Factors — Codes: HP-ACTION, HP-RESOURCE, HP-PERSONAL, HP-VALIDATE, HP-SUMMARY, HP-ACCESS, HP-SOOTHE, HP-ACCURATE

Theme 2 Unhelpful Factors — Codes: HN-GENERIC, HN-NONE, HN-REPEAT, HN-SHALLOW, HN-UNFIT, HN-LENGTH, HN-SLOW, HN-SELF

Q20 Voice clarity and tone

Theme 1 Positive Contributors — Codes: VC-CLEAR, VC-CALM, VC-MATCH, VC-HUMAN, VC-ENGAGE, VC-ACCESS

Theme 2 Negative Contributors — Codes: VN-ROBOT, VN-SLOW, VN-LONG, VN-SEQ, VN-AUTO, VN-MISMATCH, VN-CLARITY, VN-LANG, VN-TEXTREF, VN-TIME

Q22 HopeBot compared with professional practitioners

Theme 1 Professional-like Areas — Codes: PRO-KNOW, PRO-EMPATH, PRO-STRUCT, PRO-REFLECT, PRO-ACCESS, PRO-RESOURCE, PRO-CALM

Theme 2 Limitations — Codes: LIM-HUMAN, LIM-NONVERB, LIM-PERSONAL, LIM-DEPTH, LIM-ADAPT, LIM-EMOTION, LIM-TECH, LIM-TRUST, LIM-SUB

Q23 Strengths, weaknesses, and improvements

Theme 1 Strengths — Codes: PRO-Access, PRO-Privacy, PRO-NonJudg, PRO-Struct, PRO-Know, PRO-Empath, PRO-Speed, PRO-Voice, PRO-Screen, PRO-Guide

Theme 2 Limitations — Codes: LIM-NonVerb, LIM-Depth, LIM-Personal, LIM-Empath, LIM-Robot, LIM-Slow, LIM-Tech, LIM-Security, LIM-Scope, LIM-Trust, LIM-Voice

Theme 3 Improvements — Codes: IMP-Speed, IMP-UX, IMP-Warmth, IMP-Personal, IMP-Depth, IMP-NonVerb, IMP-Privacy, IMP-Resources, IMP-VoiceOpt, IMP-Engage

Q24 Future use and recommendation

Theme 1 Willingness — Codes: PRO-USE, PRO-REC, PRO-DUAL, COND-TRY, LIM-NO, LIM-PREFALT

Theme 2 Reasons — Codes: PRO-Free, PRO-Access, PRO-Quick, PRO-Easy, LIM-Slow, PRO-Privacy, LIM-Privacy, PRO-Help, PRO-Comfort, LIM-Depth, LIM-Scope, PRO-Warm, LIM-Robot, LIM-UX, IMP-Feature, IMP-Emotion, IMP-Accuracy

Q25 Future of AI in mental health

Theme 1 Benefits — Codes: ADV-Access, ADV-Speed, ADV-EarlyDetect, ADV-Scale,

ADV-Anonym, ADV-Cost, ADV-Companion, ADV-Personal, ADV-Tool

Theme 2 Risks — Codes: LIM-Accuracy, LIM-Depth, LIM-Privacy, LIM-Ethics, LIM-Replace, LIM-Sensitive, LIM-UX, LIM-Regulate, LIM-Context, LIM-Alt

Theme 3 Improvements — Codes: IMP-Improve, IMP-Interface, IMP-PrivacySafe, IMP-Supervise, IMP-Personalise, IMP-Crisis

Theme 4 Meta-stances — Codes: BAL-Mixed, UNC-Unknown

Supplementary Material 4: Code Frequency Distributions for Selected Open-Ended Questions

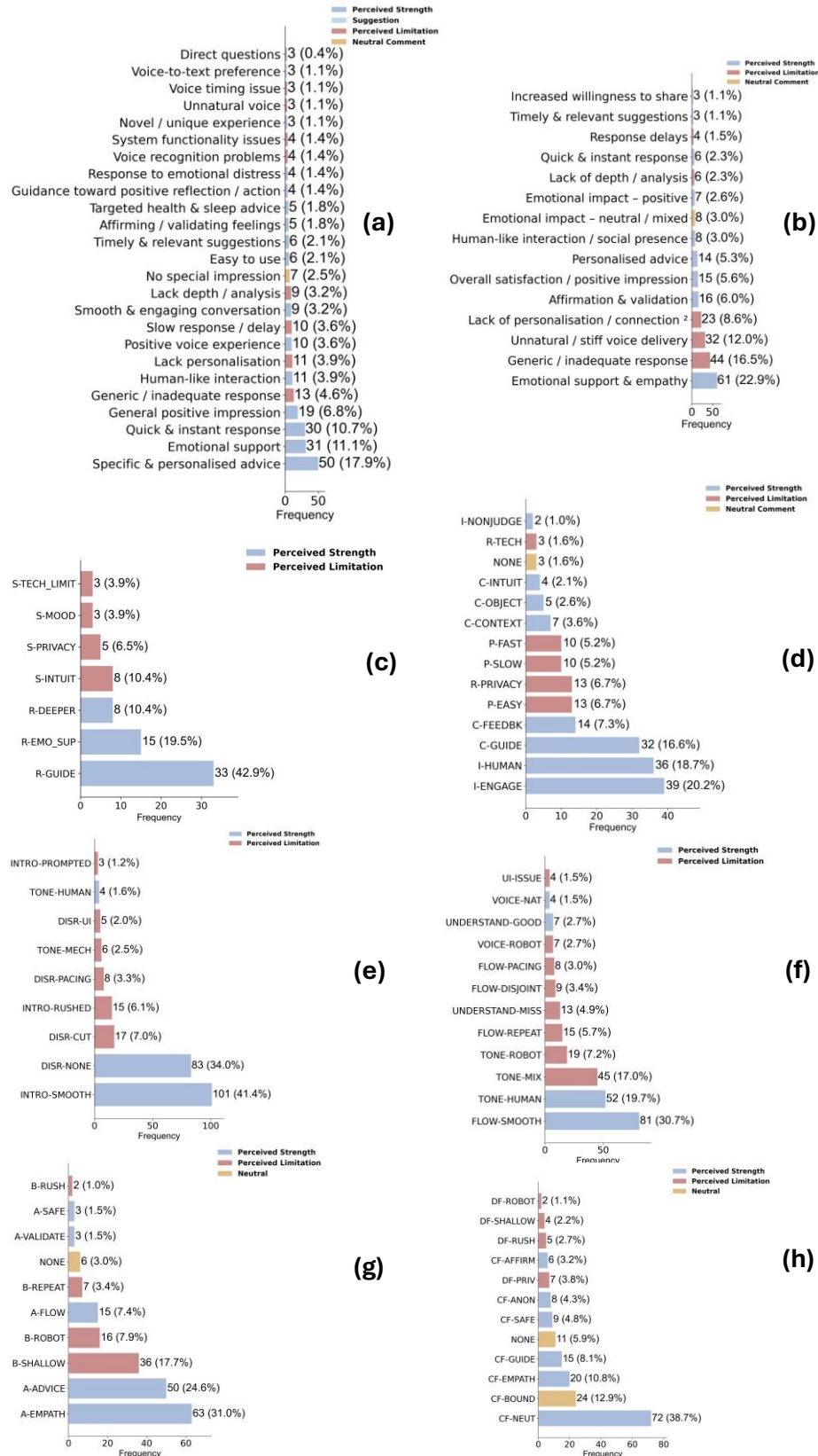


Figure S1. Distribution of thematic codes for participant responses to open-ended survey questions (Q8–Q18).

This composite figure visualises eight subplots (a–h), each corresponding to a specific open-ended question from the HopeBot user study. Horizontal bar charts illustrate the frequency and proportion of thematically coded responses. To enhance visual clarity, only codes that occurred at least twice ($n \geq 2$) are shown; responses coded fewer than twice were excluded from the plots but were included in percentage calculations to ensure consistency with reported results.

Bars are colour-coded to reflect the nature of user feedback:

- Perceived Strength
- Perceived Limitation
- Suggestion
- Neutral/Conditional Comment

- a, Q8 – Was there anything that stood out to you during your interaction with HopeBot?
- b, Q9 – Did you feel understood by HopeBot, or did it ever feel robotic?
- c, Q12 – Is there a difference between your self-assessed PHQ-9 score and the HopeBot-assisted one? Which results do you find more trustworthy?
- d, Q13 – How does using HopeBot to complete the PHQ-9 compare to completing it alone at home? Which did you prefer?
- e, Q14 – Did HopeBot introduce the PHQ-9 naturally or disruptively?
- f, Q16 – Did the overall conversation with HopeBot feel natural or robotic?
- g, Q17 – How well did HopeBot handle sensitive depression-related topics (1–10)?
- h, Q18 – How comfortable did you feel expressing your feelings without judgment (1–10)?

Proportions (in parentheses) were calculated based on the total number of valid responses per item (see Methods). This figure supplements the qualitative findings by illustrating the distribution and relative weight of user experiences across key domains of chatbot interaction.

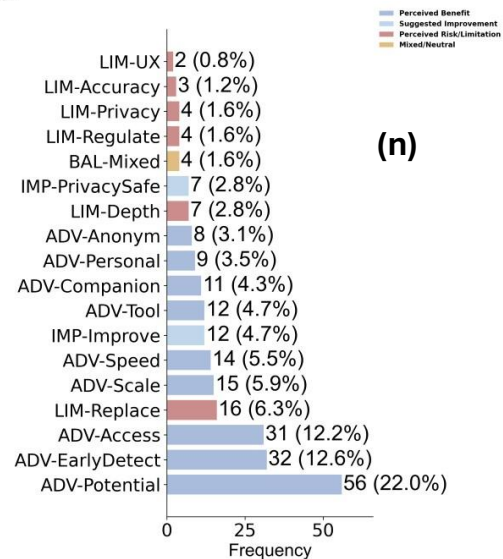
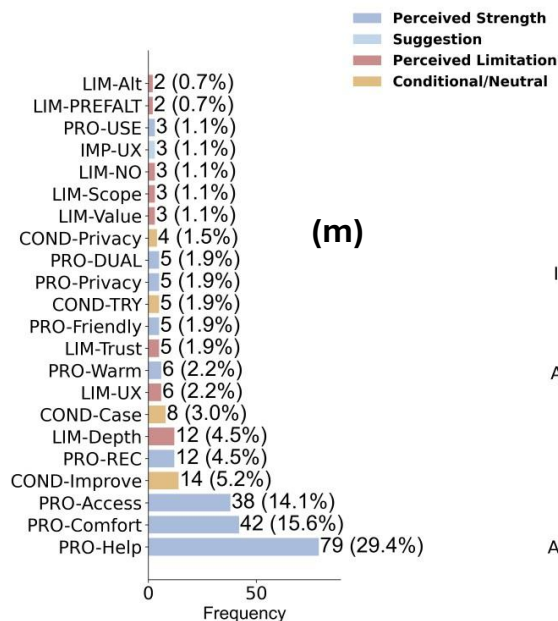
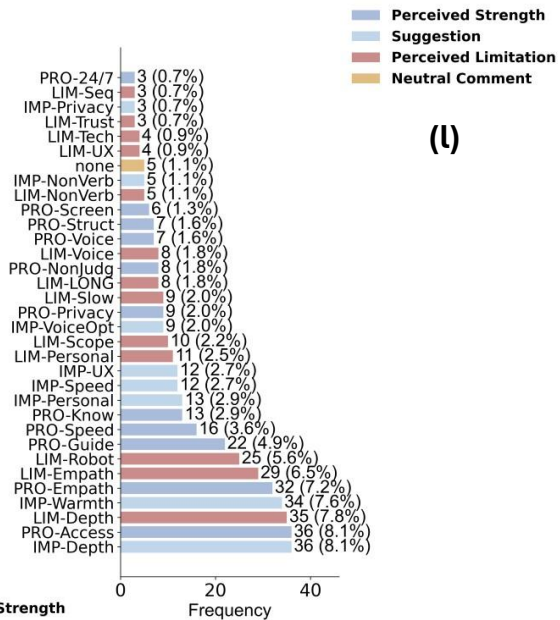
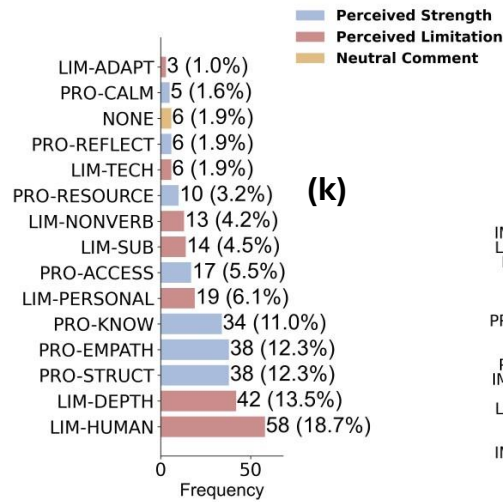
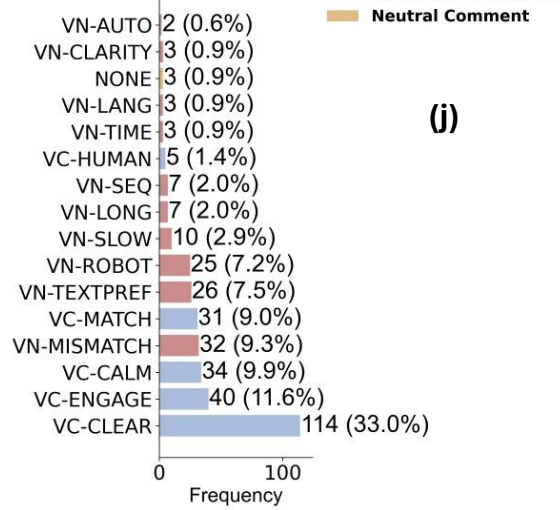
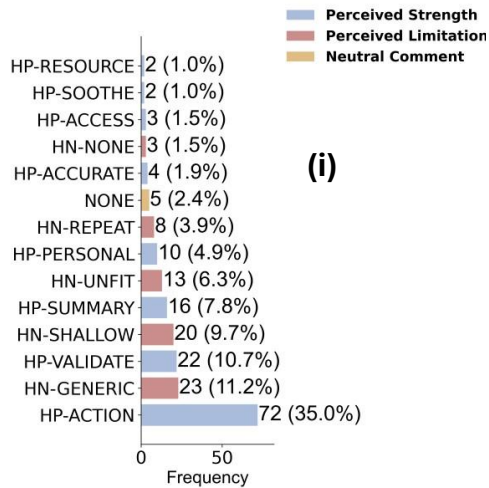


Figure S2. Distribution of thematic codes for participant responses to open-ended survey questions (Q19–Q25).

This composite figure presents six horizontal bar charts (i–n), each corresponding to a distinct open-ended question from the HopeBot user study (Q19–Q25). For each item, thematically coded responses are visualised in terms of frequency and percentage, with colour-coding to indicate the nature of user feedback:

- Perceived Strength
- Perceived Limitation
- Suggestion
- Neutral/Conditional Comment

To optimise clarity, only codes that occurred at least twice ($n \geq 2$) are displayed in the plots; codes with fewer than two occurrences are omitted from the bars but included in percentage calculations to ensure consistent denominators with the main results. Proportions in parentheses reflect the share of total valid responses for each question (see Methods for details).

The subplots correspond to the following open-ended questions:

i, Q19 – On a scale of 1–10, how helpful were HopeBot’s recommendations? What influenced your rating?

j, Q20 – On a scale of 1–10, how clear was HopeBot’s voice output? Did its tone match your expectations? Were you willing to listen to the entire response? Please provide the reasoning behind your rating.

k, Q22 – In your experience using HopeBot, in what aspects do you believe its mental health support services approach the level of professional mental health practitioners? Conversely, in which areas do you find it still difficult to serve as a substitute? Please elaborate on your perspective.

l, Q23 – What were HopeBot’s strengths and weaknesses, and how could it better support mental health and depression screening?

m, Q24 – Would you feel comfortable using HopeBot in the future or suggesting it to someone else? What factors influence your decision?

n, Q25 – How do you see AI and technology shaping the future of mental health screening and support?

This figure supplements the qualitative findings by illustrating the relative distribution and prominence of user-reported experiences, preferences, and suggestions across several key domains of chatbot functionality, perceived professionalism, strengths and weaknesses, future willingness, and broader perspectives on AI in mental health.