

Constella: Supporting Storywriters' Interconnected Character Creation through LLM-based Multi-Agents

SYEMIN PARK, Department of Industrial Design, KAIST, Republic of Korea

SOOBIN PARK, Department of Industrial Design, KAIST, Republic of Korea

YOUN-KYUNG LIM, Department of Industrial Design, KAIST, Republic of Korea

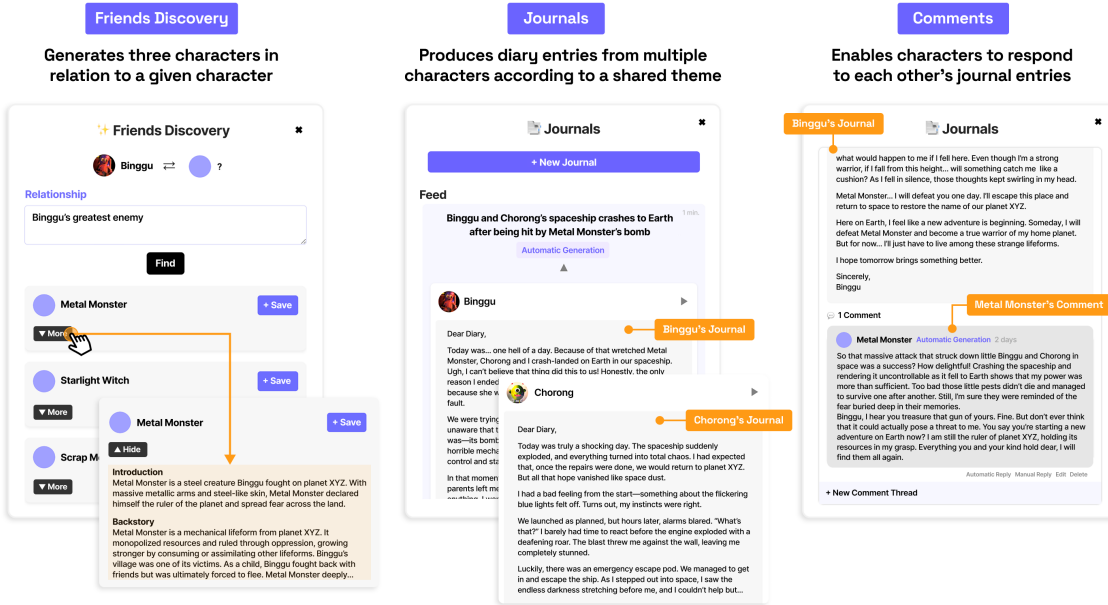


Fig. 1. Three main features of Constella that support storywriters' interconnected character creation. (Left) FRIENDS DISCOVERY generates three characters in relation to a given character, facilitating character cast expansion. (Center) JOURNALS produces diary entries from multiple characters according to a shared theme, allowing the comparison of their inner mindscapes. (Right) COMMENTS enables characters to respond to each other's journal entries, surfacing deeper layers of character relationships.

Creating a cast of characters by attending to their relational dynamics is a critical aspect of most long-form storywriting. However, our formative study (N=14) reveals that writers struggle to envision new characters that could influence existing ones, to balance similarities and differences among characters, and to intricately flesh out their relationships. Based on these observations, we designed Constella, an LLM-based multi-agent tool that supports storywriters' interconnected character creation process. Constella suggests related characters (FRIENDS DISCOVERY feature), reveals the inner mindscapes of several characters simultaneously (JOURNALS feature), and manifests relationships through inter-character responses (COMMENTS feature). Our 7–8 day deployment study with storywriters (N=11) shows that Constella enabled the creation of expansive communities composed of related characters, facilitated the comparison of characters' thoughts and emotions, and deepened writers' understanding of character relationships. We conclude by discussing how multi-agent interactions can help distribute writers' attention and effort across the character cast.

Authors' addresses: Syemin Park, syeminpark@kaist.ac.kr, Department of Industrial Design, KAIST, Daejeon, Republic of Korea; Soobin Park, soobinpark@kaist.ac.kr, Department of Industrial Design, KAIST, Daejeon, Republic of Korea; Youn-kyung Lim, younlim@kaist.ac.kr, Department of Industrial Design, KAIST, Daejeon, Republic of Korea.

CCS Concepts: • **Human-centered computing** → **Interactive systems and tools**.

Additional Key Words and Phrases: Creativity Support Tool, Creative Writing, Character Creation, Large Language Models, Multi-Agents

1 INTRODUCTION

“The single biggest mistake writers make when creating characters is that they think of the hero and all other characters as separate individuals. [...] To create great characters, think of all your characters as part of a web in which each helps define the others” [117].

Characters are essential building blocks of fictional stories. While the heart of the story may rest in one central character, its pulse comes to life through many. A well-constructed ensemble not only propels the plot [79] but also creates emotional depth and thematic resonance by allowing characters to challenge, support, and transform one another [31, 73, 79, 117]. Thus, crafting an interwoven cast of characters is an important activity for all forms of storytelling—novels, plays, comics, films, and drama—but is especially crucial for full-length stories where the extended scope provides greater room to develop the lives of its characters [73]. While this process is expressed through terms such as character orchestration [31], interconnected web [117], and cast formation [73], we refer to it as *interconnected character creation* in this research.

Acknowledging the importance of character creation, Human-Computer Interaction (HCI) researchers have developed computational tools to aid creative writers. One line of work has implemented chatbots embodying writer-defined personas, enabling users to iteratively shape and interact with their characters through free-form conversation [94, 95, 105]. While these works support some relational context (e.g., roleplaying), they primarily focus on single-character development. In contrast, we aim to support character cast creation, and to do so, we see an opportunity for leveraging Large Language Model-based Multi-Agents (LLM-MA).

LLM-MA are distinguished by their focus on a variety of agent profiles, interactions between agents, and their collective decision-making processes [43]. Prior HCI research has leveraged LLM-MA to provide users with opinions from diverse viewpoints, finding applications in domains that require a multitude of expert suggestions [88], audiences [18, 87], or simulated users within social computing systems [89, 123]. Although these works are not directly related to the storytelling context, they collectively underscore the potential of LLM-MA when used for interconnected character creation. As noted by storywriting literature, *“the most important step in creating your hero, as well as all other characters, is to connect and compare each to the others” [117]*. Thus, by enabling the simultaneous exploration of contrasting character perspectives, LLM-MA can empower writers to construct a complex, multilayered cast of characters.

To design an LLM-MA tool that supports storywriters’ interconnected character creation, we first sought to understand the challenges they face during this process and ground our system in the strategies they find effective for overcoming these difficulties. To this end, we conducted a formative study with 14 writers experienced in creating full-length fictional stories. We found that writers address key challenges through the following strategies: 1) To conceptualize new characters capable of influencing existing ones, they brainstorm a wide range of related characters. 2) To balance similarities and differences between characters, they imagine each character’s inner world and how each would respond uniquely to the same situation. 3) To flesh out character relationships, they often create moments of interaction regardless of the main plot to gain insight into their dynamics.

With these observations, we derived three design goals for an LLM-MA tool to support interconnected character creation: 1) Suggest diverse characters related to existing ones, 2) support the comparison and investigation of in-depth

character identities, and 3) manifest character relationships through exploratory interactions. To translate these goals into concrete system features, we drew inspiration from interaction concepts found in social media (e.g., [26, 74, 75, 97]), as they provide effective means for designing social interactions among story characters that align with each design goal. Specifically, these platforms enable users to connect with individuals beyond their usual acquaintances through potential connection points, freely express differing or similar thoughts on topics of mutual interest, and display or reinforce relationships by reacting to others’ content. We anticipated that drawing on these affordances to simulate character interactions would intuitively facilitate our design goals by echoing everyday social behavior.

Thus, we propose Constella¹, an LLM-MA tool that supports storywriters’ interconnected character creation through social media-inspired interactions (Figure 1). Constella enables writers to iteratively build characters and their relationships via dedicated character profiles. Upon creating a profile, the FRIENDS DISCOVERY feature helps writers uncover new characters linked to existing ones by generating their mini profiles. Writers can also use the JOURNALS feature to contrast the inner mindscapes of characters by generating their diary entries. Lastly, writers can elaborate upon character relationships as they respond to each other’s journal entries through the COMMENTS feature. Together, these features offer resources for writers to flexibly expand, deeply inspect, and tangibly concretize their character casts throughout their development process.

To explore how our tool integrates into storywriters’ practices, we conducted a 7–8 day deployment study with 11 writers. During the study, participants used the tool through tasks that included creating multiple characters, a backstory, scenes, and a story outline, all within the context of writing a full-length fictional story. The results show that Constella supported diverse approaches to interconnected character creation. It facilitated the construction of multiple worlds populated by distinct yet interlinked characters, supported the analysis of character differences and similarities that inspired new scenes, and enabled deeper exploration of character relationships by surfacing emotional tensions. Notably, our tool encouraged writers to focus on a broader range of characters, including those that might otherwise have remained underdeveloped. Constella was also perceived to play a complementary role in the co-creative process without compromising their sense of authorial control. We conclude by discussing the potential of LLM-MA to help writers distribute creative attention across the entire character cast and how AI-infused writing tools can be designed to support authorial agency.

This paper presents the following contributions:

- (1) Constella, an LLM-MA tool that assists storywriters in constructing character casts through LLM-MAs.
- (2) Empirical insights from a deployment study illustrating Constella’s integration with storywriters’ practices.
- (3) Design implications for AI-based writing support tools to help preserve authorial agency.

2 BACKGROUND AND RELATED WORK

This work aims to support storywriters’ interconnected character creation process through LLM-MA. In this section, we first outline the theoretical foundations of interconnected character creation in storywriting (§2.1). We then review prior AI tools designed to assist character creation (§2.2). Finally, we position our work within the broader landscape of AI-assisted writing tools that move beyond ready-made text generation to support creative processes (§2.3).

¹Constella is short for constellation, underscoring that characters, like stars, gain new meaning as they connect, relate, and are viewed together.

2.1 Interconnected Character Creation

Narratives consist of actions, happenings, characters, settings, and discourse [13]. Our research focuses on the element of characters, which can be defined through archetypes² [62, 73, 79, 104, 117], backstories [12, 24, 62, 72, 73, 79, 106, 117], and various physical, psychological, and sociological attributes [6, 12, 13, 30, 31, 34, 72, 106].

As full-length fictional stories typically feature an ensemble of characters, writing guides offer suggestions for developing characters in relation to one another [29, 31, 73, 79, 117]. For instance, McKee [72] uses the metaphor of a solar system, suggesting that writers imagine the main character as a star and other characters as orbiting planets, each positioned based on their influence on the protagonist and one another. He advises writers to begin by creating the central role, followed by the incremental development of supporting roles. In contrast, Truby [117] stresses the importance of developing characters simultaneously, encouraging writers to draw continuous comparisons and connections among them. He argues that this process highlights each character’s individuality, allowing even supporting characters to become more distinct and meaningful alongside the protagonist.

While literature on storywriting underscores the value of creating characters in an interconnected manner, it tends to focus on general principles rather than providing comprehensive explanations of the real-world challenges writers face during interconnected character creation and the underlying causes of these difficulties. Furthermore, the degree to which these theoretical approaches reflect actual writing practices remains uncertain. As prior HCI research has highlighted the diversity of writers’ practices and the variability of their needs [40, 42, 50], we anticipated discrepancies between the formalized processes outlined in theory and the actual practices of writers in the wild. Thus, to design a tool that effectively supports storywriters, we determined it was essential to draw not only on theoretical insights but also to engage deeply with empirical evidence. Based on this background, we grounded the development of our tool through in-depth interviews with storywriters while using the previously cited writing guides as references for developing the interview questions.

2.2 AI Support for Character Construction

In this section, we review LLM-based tools designed for storywriters, focusing on systems that support the creation of new characters or facilitate character interactions through agents that embody writer-defined personas.

Several works utilized Large Language Models (LLMs) to generate new characters [15, 21, 47, 58, 78, 112, 114], often drawing from other elements of the story to align with the writers’ overall vision and storytelling goals. For example, *Dramatron* [78] allows users to first define a logline³, which is then used to generate not only the characters but also the title and plot. *Patchview* [21] enables writers to create concepts, such as good and evil, and choose positions along these spectra, guiding the system to create appropriate worldbuilding elements, including characters. However, existing works do not explicitly focus on user-specified relational ties between characters as a primary axis for character generation, despite the central role they play in character development and plot progression [29, 46, 79, 117, 118].

Another line of work has aimed to enable storywriter-character interactions through chatbots designed to reflect writer-defined attributes [8, 41, 94, 105, 109]. Most relatedly, *CharacterChat* [105] first introduced the concept of “*progressive manifestation*,” where the writers gradually shape a chatbot into their character by adding new attributes through back-and-forth conversation. *CharacterMeet* [94] extends this research by utilizing an LLM and implementing a conversation context, enabling writers to roleplay as other characters. However, with the exception of those created

²An archetype means “(from Greek *archetypos*, “original pattern”), in literary criticism, a primordial image, character, or pattern of circumstances that recurs throughout literature and thought consistently enough to be considered a universal concept or situation” [32].

³A logline is “a single sentence describing your entire story” [101], such as what the protagonist wants or desires and what is at stake [9].

for children [19], implementations of agent-based character embodiments for storywriters [41, 94, 105] have mostly concentrated on single-character development.

While we focus on providing support for fictional storywriters, prior research in the domain of interactive storytelling has proposed tools [45, 70, 113, 119] that utilize multiple character embodiments via LLM-MA. As the emergent nature of LLM-MA poses challenges for authors to steer the direction for interactive stories (e.g., games), these works focus on providing control mechanisms that mediate between the author’s intent, the unpredictability of LLM-based agents, and player-introduced actions. For example, *Storyverse* [119] translates high-level plot outlines into characters’ action sequences during playtime, while the game player can also steer the unfolding events, such as by killing a character.

Beyond interactive storytelling, several works [15, 47, 121] adapt LLM-MA for fictional storywriting, but their emphasis is on proposing automated story generation pipelines, thereby providing limited support for writers’ iterative and incremental character construction processes [59]. For instance, Yu et al.’s work [121] assumes that detailed character personas and the plot outline are readily available and proceeds to generate inter-character simulations that produce the detailed text for the story. Other systems [15, 47] limit the writer’s contribution to supplying a seed storyline; from that point onward, agents automatically detail the plot and characters, multi-agent exchanges generate the dialogue, and a final agent combines them together into the complete narrative.

While these approaches demonstrate the potential of LLM-MA in storywriting, they primarily utilize LLM-MA simulations as either real-time, emergent narratives or as components within largely automated pipelines for complete story generation. In contrast, we focus on leveraging LLM-MA to support fictional storywriters in constructing their character casts, specifically through the design of scaffolding materials (e.g., journal entries and comments) rather than final story text. This design choice reflects our deliberate intent to uphold authorial agency by preserving the writers’ role in the expressive act of the writing process. In line with this focus, we investigate how our tool supports writers through a deployment study, which, to our knowledge, is the first research to offer empirical insights into how a character-based LLM-MA tool integrates into the real-world practices of fictional storywriters.

2.3 Assisting Writers Beyond Generating Ready-Made Text

Recent advancements in language models have spurred the development of various tools aimed at assisting writers. One predominant trend in this space involves co-writing systems that offer suggestions in the form of output-ready text, such as next sentence generation [11, 23, 64, 100, 107, 114, 120, 122], text variation [37, 99, 114, 122], and narrative generation [15, 45, 47, 70, 78, 84, 96, 113, 119, 121]. However, recent studies investigating writers’ perceptions of AI systems have highlighted the importance of the “*emotional values of writing*” [8], values that may be diminished when AI systems reduce opportunities for writers to “*express their ideas on their own*” [8].

In response, a growing body of research [4, 27, 54, 109, 126] has been actively proposing alternative ways for generative models to support writers without direct text generation; that is, text that can be immediately inserted in their work without further modification. For example, AI tools that provide experience advising [109], questions [4], or continuous summaries to support process-oriented reflection [27] have been introduced. Collectively, these approaches are promising ways to ensure that writers retain a sense of ownership over their work.

We situate our tool in this body of work by proposing a Creativity Support Tool (CST) [20, 36, 108] that offers open-ended resources for storywriters. Specifically, we provide resources in social media-inspired formats such as mini profiles, diaries, and comments, which likely encourage writers to iterate over, adapt, and interpret the generated content rather than directly copying and inserting it as-is. In doing so, we aim to create room for the author’s expressive intent to flow through the interpretation of underdetermined outcomes [57].

3 FORMATIVE STUDY

To inform the design of an LLM-MA tool that supports interconnected character creation, we conducted semi-structured interviews with storywriters. We focused on identifying their approaches to interconnected character creation, the challenges they face during this process, and the strategies they use to overcome these difficulties. Insights from this study informed the three design goals for our tool. The study process was approved by our university’s Institutional Review Board (IRB No. concealed for anonymity).

3.1 Participants

Table 1. Formative study participants’ self-reported demographics.

ID	Gender	Age	Story Types	Genres	Years of Creative Writing Experience	Related Degree	Publishing Experience
P1	Male	41	Drama, Film, Novel	Drama, Melodrama, Comedy, Action Noir	21	Bachelor’s	o
P2	Female	41	Film, Drama, Novel	Romantic Comedy, Melodrama, Science Fiction, Humanist Drama	21	Bachelor’s	o
P3	Male	27	Film	Drama, Thriller, Horror, Romance, Experimental Film	10	Master’s	o
P4	Male	51	Drama, Film	Horror, Historical Fiction, Courtroom Drama, Comedy, Heist Film, Romantic Comedy	21	Master’s	o
P5	Female	25	Novel, Film	Thriller, Mystery, Comedy, Romance	7	Bachelor’s	o
P6	Male	46	Comics, Drama, Novel	Action, Noir	26	Bachelor’s	o
P7	Female	51	Animation, Drama, Novel	Historical Fiction, Science Fiction, Fantasy, Coming-of-age Drama, Horror, Thriller, Slice-of-life Mystery, Educational Comics, Fantasy Adventure, Revenge Drama, Social Drama, Office Drama, Romance	15	x	o
P8	Female	31	Plays, Film, Drama, Novel	Drama	10	Master’s	o
P9	Female	42	Plays, Drama, Film	Humanist Drama, Coming-of-age Drama, Family Drama, Historical Fiction, Thriller, Occult, Action	14	x	o
P10	Female	46	Drama, Film	Romance, Horror, Mystery, School Drama	6	x	o
P11	Male	53	Novel, Film, Drama	Thriller, Coming-of-age Drama, Comedy, Action	2	x	x
P12	Male	36	Novel	Literary Fiction, Fantasy	2	x	x
P13	Female	26	Comics, Novel, Plays, Film	Drama, Science Fiction, Romance Thriller	7	Bachelor’s	x
P14	Female	26	Novel, Film, Drama	Drama, Social Problem Film, Coming-of-age Drama, Melodrama, Comedy, Art Film	5	Bachelor’s	x

We recruited writers with prior experience in creating full-length fictional stories. Considering the domain of storytelling, we aimed to gather insights across diverse story types and genres. Furthermore, we aimed to diversify participants based on their total duration of creative writing experience to gain a comprehensive understanding from individuals relatively newer to storywriting to those with greater familiarity. Lastly, we recruited participants with and without formal creative writing education, as well as those with and without publication experience. This inclusive approach was informed by Gero et al.’s work [40], which argues that formal education does not necessarily equate to expertise and that relying on publication experience as a metric for expertise could unnecessarily marginalize writers.

Participants were recruited through online writer communities, university communities, personal contacts, and social media posts uploaded by researchers and their acquaintances. All participants were selected through purposeful sampling [85] to ensure maximum variation across story types, genres, and total duration of creative writing experience.

In total, 14 participants (F=8, M=6) were recruited (Table 1). Story types ranged from film (N=11), drama (N=10), novel (N=10), plays (N=3), comics (N=2), and animation (N=1). The total number of writing genres they had experience with reached 32, including examples such as comedy, romance, and historical fiction. The duration of their creative writing experience ranged from 2 to 26 years, with an average of 11.93 years. All participants resided in South Korea.

3.2 Procedure

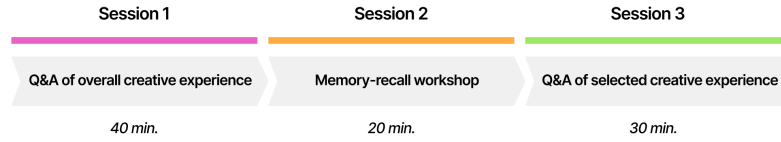


Fig. 2. Procedure of the formative study.

The formative study was divided into three parts: (1) Q&A of overall creative experience, (2) memory-recall workshop, and (3) Q&A of selected creative experience (Figure 2). The study with each participant was conducted either in person (N=5) or remotely via Zoom (N=9), following the participants' preferences.

(1) Q&A of overall creative experience (40 minutes): After obtaining informed consent, we introduced the goal of the study. To gain overarching insights into their interconnected character creation process, we asked participants to answer the questions (Table 5 in Appendix A.1) based on all their full-length stories. The questions inquired about their experiences in developing characters with differing roles, comparing characters, and building character relationships.

(2) Memory-recall workshop (20 minutes): To help participants recall their work in preparation for the next session, we offered worksheets that served as elicitation materials. Participants selected one of their previously created full-length stories and completed three types of worksheets: the Character List, Character Cards, and Character Relationship Map (Figure 3). For online participants, the worksheets were shared via FigJam [35], while offline participants received printed copies. Further details of the workshop materials are described in §3.3.

(3) Q&A of selected creative experience (30 minutes): In this session, we aimed to gain a deeper understanding of their interconnected character creation process through concrete, situated examples. Thus, participants answered the same set of questions (Table 5 in Appendix A.1), but now contextualized to the specific story they had selected in the second session. All participants received compensation of 30,000 KRW (approx. 21 USD) for their participation.

3.3 Materials for Memory-Recall Workshop

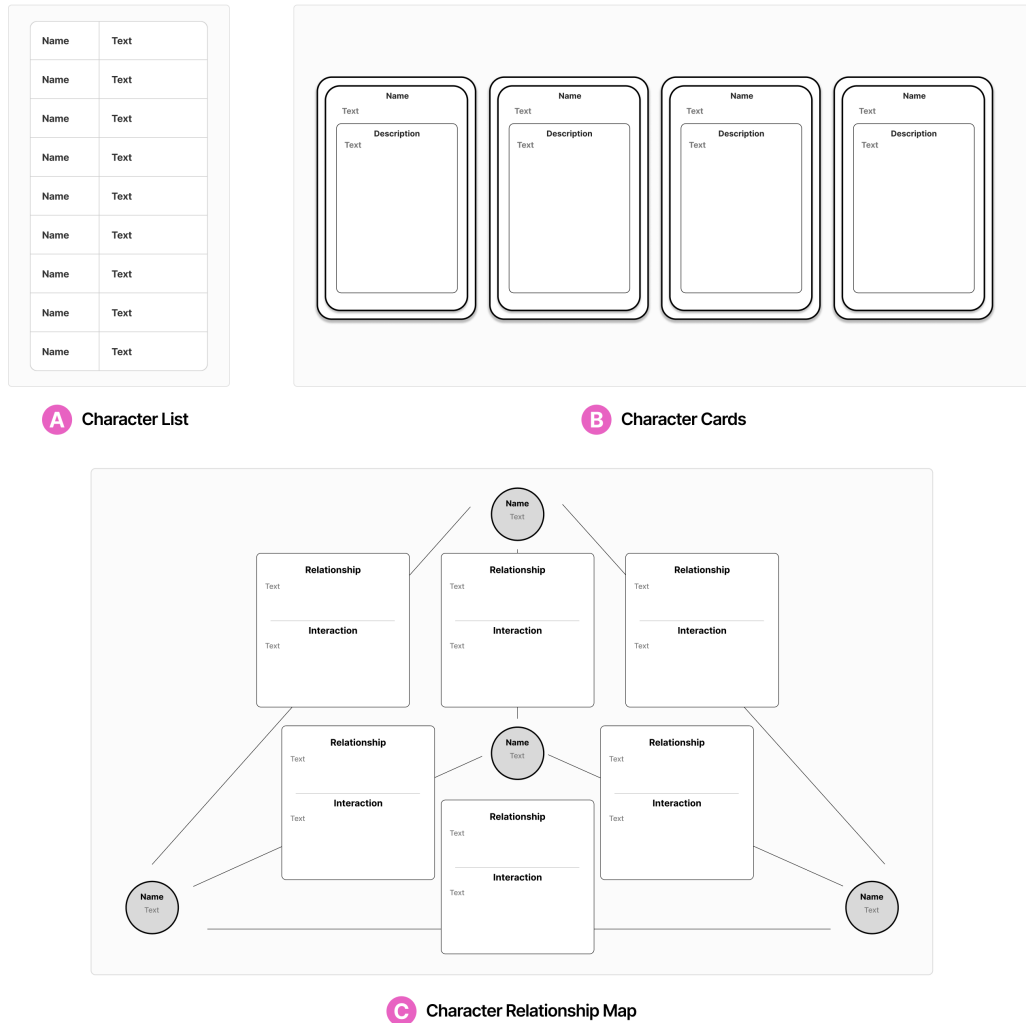


Fig. 3. Materials for the memory-recall workshop. (A) Character List. (B) Character Cards. (C) Character Relationship Map.

The worksheets for the memory-recall workshop were designed to help participants reflect on the characters from one of their previously created full-length stories. The **Character List** helped participants recall both main and supporting characters by listing their names. The **Character Cards** prompted focused reflection on 3–4 main characters by writing their descriptions, an approach inspired by character sheets used by storywriters [124]. The **Character Relationship Map** guided participants in outlining relationships and interactions among the main characters, inspired by character maps discussed in storywriting literature [79]. Acknowledging that these materials may not align with their usual practices, participants were encouraged to recall their work and creation process using alternative methods if preferred.

3.4 Analysis

We transcribed over 1,260 minutes of audio recordings from interviews with 14 participants. The worksheets completed during the memory-recall workshop were used solely as reference materials to clarify participants' responses during the transcription process.

The interview data were qualitatively analyzed through three cycles of coding. In the first cycle, the first author used structural coding [102] to categorize sections of the data in relation to our study's goal (approaches, challenges, strategies), resulting in our initial codes. Based on these initial codes, the first author developed sub-codes through process coding [76] to identify patterns in participants' conceptual and observable actions. These sub-codes were then iteratively refined through discussions among the researchers. Finally, the first author used pattern coding [102] to cluster the sub-codes into three overarching categories that explain participants' interconnected character creation practices. This last analysis process was also reviewed by the other researchers. The entire analysis process was conducted over two months.

3.5 Findings

We report participants' approaches to interconnected character creation, the challenges they face during this process, and the strategies they use to address these difficulties. These insights are organized into three overarching categories that encapsulate their practices.

3.5.1 Branching Out Related Characters.

Approach. Writers would often start creating their main characters, then branch out new characters in relation to these existing characters (P1, P3, P4, P5, P6, P7, P8, P9, P10, P11). One specific method involved splitting the traits of the main character and distributing them among other characters (P7, P9). P9 mentioned that this method would ensure that these characters would form a cohesive whole, as each character would reflect different aspects of the main character's personality. Another method was to think of new characters that would complement existing characters or have opposing characteristics to create conflict (P1, P5, P6, P7, P9, P10). One last notable method was to imagine specific situations where the main characters would be placed and envision other characters that would naturally exist in the same environment (P1, P7, P9).

Challenges. However, thinking of new characters, especially those who would influence the protagonist in specific ways, was often challenging for some writers (P4, P7). The guidance offered to the main character and the inner conflicts they experience depend on the supporting characters. Therefore, participants placed great importance on finding characters that could appropriately fulfill these roles.

"The character needs to act in a certain way, but who could be the essential character to influence that character towards this direction? A friend, perhaps? What kind of personality and values does this friend have, and how would they influence the protagonist? It's not just about what they say; it's also about the kind of relationship they've had until now. But who could that be?" (P4)

P7 also shared her experience, mentioning that the process of adjusting supporting characters so they fit these roles seems "roughly correct at first, but roughly correct is not enough. One must continuously refine these characters and repeat this process."

Strategies. In response to this challenge, P4 mentioned that he would collaborate with a fellow writer to brainstorm a wide range of characters. P7 added that she would sometimes even change the settings of existing characters when things were not working out.

In summary, writers often expand their character casts in relation to the main characters. However, coming up with new characters that could appropriately influence these core characters was often challenging. This process led to ideating a broad spectrum of potential characters and iteratively refining them to create the perfect match. Thus, the tool should offer a wide selection of related characters with key descriptions, allowing writers to quickly explore options and iteratively adapt characters when needed.

3.5.2 *Balancing Similarities and Differences.*

Approach. Many participants explained that they would often construct characters by comparing their identities (P1, P2, P3, P5, P7, P8, P10, P13). This practice serves two main purposes. First, it helps ensure that each character has distinct roles and personalities. For example, P1 would start by thinking of ways their characters would contrast visually and progressively alter several attributes of each character, such as their gender, when the participant thought their identities overlapped. Second, this approach enables participants to create characters who not only contrast but also share values and beliefs. P10 emphasized the importance of this practice for creating complex characters who both attract and clash with each other.

Challenges. Despite these initial approaches, many writers found it challenging to create distinct characters, leading to overlapping character identities (P1, P2, P5, P7, P8, P10, P11, P13). For instance, P2 worried that her characters would reflect her own values and thoughts too much, further explaining that individuals created from a single source would inevitably result in similar personalities. In addition, writers explained that balancing character identities that would contrast and align in different aspects was also challenging (P7, P8, P13).

“What feels more compelling to me is exploring the sparks that fly when two equally powerful beings, each acting based on their beliefs or convictions, come into conflict. So, it’s not just about aligning their social status but also about balancing the scale of their beliefs and actions, which is what I find challenging.” (P8)

Strategies. To create distinct character identities, writers aimed to capture essential traits that could clearly define their characters through expert interviews, reading other stories, and observing social media, among others. In addition, writers (P1, P2, P3, P5, P7, P8, P9, P10) expressed the importance of becoming immersed in the character’s inner world and deeply empathizing with them, such as by writing character backstories in the first person. To create characters that hold contrasting and similar identities, writers (P1, P2, P3, P4, P7, P8, P9) would place characters in identical situations to further establish their personalities. Some writers used predefined questionnaires and answered these questions for each character in the initial stage of characterization. Others would create such situations as scenes within their stories to continuously refine and ideate details for their characters.

In short, writers often compared character identities to create both distinguishable and similar characters. Yet, balancing character similarities and differences remained a persistent challenge. Strategies to tackle this issue included examining how several characters would respond to a common situation, as well as deeply empathizing with and understanding characters’ inner worlds. Therefore, the tool should also allow writers to explore how each character interprets identical contexts in ways that reveal their internal thought processes and subjective perspectives.

3.5.3 *Fleshing Out Relationships.*

Approach. Several writers mentioned using character relationship maps in the form of diagrams to organize and explore new connections between characters (P1, P5, P9, P13, P14). For example, P5 explained that she uses these diagrams to get a broader view of character relationships and often eliminates characters who remain isolated and unconnected to others. Similarly, P13 and P14 noted that these diagrams help discover new relationships between characters that they had not previously considered.

Challenges. Despite these approaches, intricately fleshing out character relationships remained a challenge for several writers (P5, P7, P9, P11, P13). For example, P9 explains:

“Characters A and B may be defined as close friends, but within that, there might be nuances, like one of them not attending the other’s wedding. Even though they might all be grouped together as close friends from the outside, the deeper you delve, the more you uncover different circumstances and histories that make the relationships more complex.” (P9)

Strategies. To tackle these challenges, one major strategy used by writers (P9, P13, P14) was to ideate a wide range of character interactions to deepen their understanding of these relationships, even if they did not make it into the final narrative. For example, P13 referred to this technique as *“hypothetical situations”* and employed it to determine whether the main characters would get along before putting her story into action. In addition, P9 mentioned that the emotions and interactions between characters would slowly accumulate through these activities and naturally evolve into specific dialogues or episodes within the story.

To summarize, character relationship maps were utilized to identify and organize connections between characters. However, writers struggled to thoroughly build upon these relationships. Therefore, participants imagined how characters would interact with one another in various situations, regardless of the story’s overall flow. This implies that the tool should also aim to reveal character relationships through open-ended reactions towards each other.

3.6 Design Goals

Based on these findings, we identified three design goals (DG) to build a tool to support storywriters’ interconnected character creation.

- DG 1. **Suggest diverse characters related to existing ones.** To support writers in branching out related characters, the tool should focus on broadly recommending a wide range of related characters with core traits, rather than extensive information about a single character (§3.5.1). This goal focuses on the breadth of information.
- DG 2. **Support the comparison and investigation of in-depth character identities.** To assist writers in balancing the similarities and differences between characters, the tool should illustrate how each character interprets the same context in ways that reveal their inner mindscapes (§3.5.2). This goal emphasizes the depth of information.
- DG 3. **Manifest character relationships through exploratory interactions.** To help writers flesh out character relationships, the tool should show open-ended reactions between characters as testbeds to build and refine their dynamics (§3.5.3). This goal emphasizes speculative information rather than narrative progression.

Through these three design goals, we aim to provide a plethora of resources that storywriters can mold into concrete forms, use to understand their work deeply, or draw inspiration from while leaving the generated results as-is.

4 CONSTELLA

With the derived design goals, we developed Constella, a creativity support tool designed to support storywriters’ interconnected character creation process through LLM-MA. Its core features include FRIENDS DISCOVERY, JOURNALS, and COMMENTS. FRIENDS DISCOVERY generates three characters in relation to a given character, aiding writers to expand their ensemble with diverse additions (**DG 1**). JOURNALS produces diary entries from multiple characters according to a shared theme, revealing their internal emotions, thoughts, and behaviors (**DG 2**). COMMENTS enables characters to respond to other journal entries, surfacing additional layers of character relationships (**DG 3**). Here, we first discuss our source of inspiration when translating the design goals into system features (§4.1). We then describe the system’s components (§4.2), present an example use scenario (§4.3), and detail the implementation and prompt design (§4.4).

4.1 Metaphor and Interaction Concept

In this section, we explain the rationale behind adopting social media as an overarching metaphor to address the design goals. In addition, we further illustrate how interaction concepts from social media inspired the design of our LLM-MA tool’s main features.

Metaphors have been utilized to provide conceptual models that influence the perception of and interaction with AI systems [28, 63, 116]. Social media platforms, in particular, contain intuitive interaction concepts that facilitate social interaction. When used as a metaphor, it offers a familiar language for modeling and communicating the affordances [81] of a system that naturally fosters networked connections, polarized identity expression, and relational communication—all of which reflect our design goals.

Specifically, social media offers unique features that allow people to easily connect with individuals beyond their usual acquaintances, creating an environment where everything becomes a potential point of connection [86]. This characteristic aligns with **DG 1**. Drawing inspiration from this, we designed FRIENDS DISCOVERY, a feature that allows writers to specify the types of connections (e.g., Harry’s long-lost friend) they wish to seek for a given character. Subsequently, the feature offers character candidates with relevant ties grounded in the defined connection point and the seed character’s personal details.

Social media often reveals personal details about people’s lives, helping to build social bonds and reinforce a sense of identity [69]. Furthermore, when anonymity is guaranteed, individuals are more likely to engage in self-disclosure [93]. This often results in a shared environment where honest and at times even polarizing [65] reactions to a single event are openly expressed and compared. These traits match **DG 2**. Inspired by this, we designed JOURNALS, a feature that allows writers to first define a theme (e.g., Dumbledore has vanished), then generate diary entries in which selected characters articulate their inner thoughts on that shared topic.

Lastly, social media is frequently used to exhibit and strengthen relationships between users. For instance, comment threads commonly serve as a space to express interpersonal affection, remark on some mutual events, or proclaim relational status [5]. These characteristics map with **DG 3**. Based on this, we designed COMMENTS, a feature in which writers can select characters to freely respond to each other’s journal entries, allowing their relationships to unfold through open-ended interactions generated by this feature.

4.2 System Components




Fig. 4. Constella's default layout. The Left Sidebar opens the Journals Panel. The Right Sidebar shows a list of Character Cards, each of which opens the Profile Panel. The Create Button opens the New Character Panel.

Constella's interface features a blank canvas (Figure 4) where users can horizontally stack multiple panels. There are three panel types: New Character Panel (§4.2.1), Profile Panel (§4.2.2), and Journals Panel (§4.2.3).

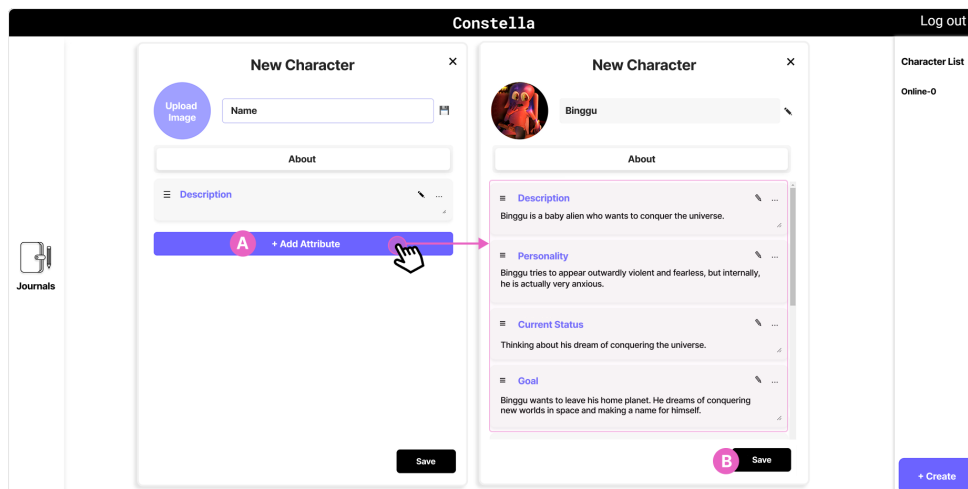


Fig. 5. New Character Panel. (A) Add Attribute Button. (B) Save Button.

4.2.1 New Character Panel. In this panel, users can create new characters by setting a name, uploading an image, and adding customizable Attributes (e.g., age, gender, and backstory) (Figure 5-A). Attributes can be edited, deleted, or reordered. Once a character is saved (Figure 5-B), their profiles can be accessed from the Right Sidebar.

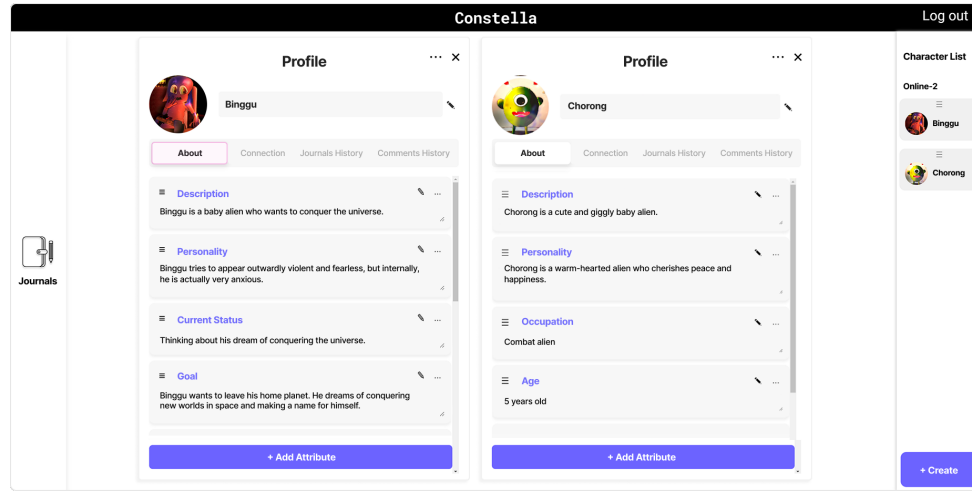


Fig. 6. Profile Panel's About Tab.

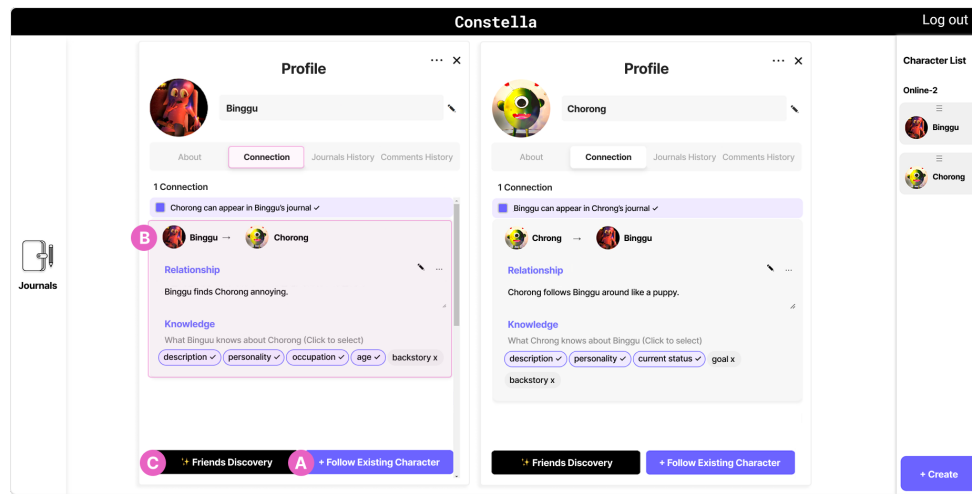


Fig. 7. Profile Panel's Connection Tab. (A) Follow Existing Character Button. (B) Relationship Attributes. (C) Friends Discovery Button.

4.2.2 Profile Panel. The Profile Panel has four tabs: 1) About Tab, 2) Connection Tab, 3) Journals History Tab, and 4) Comments History Tab.

In the About Tab, users can continue to edit Attributes (Figure 6). In the Connection Tab, users can make the current character (Binggu) follow other characters (Chorong) (Figure 7-A) to create Relationship Attributes (Figure 7-B). Within the Relationship Attributes, users can specify relational details, such as how the current character perceives the other character or events that occurred between them. Users can also manage the current character's Knowledge of others. For instance, the current character (Binggu) might know about the other's (Chorong) occupation but not their backstory. Relationship Attributes can be modified at any time.

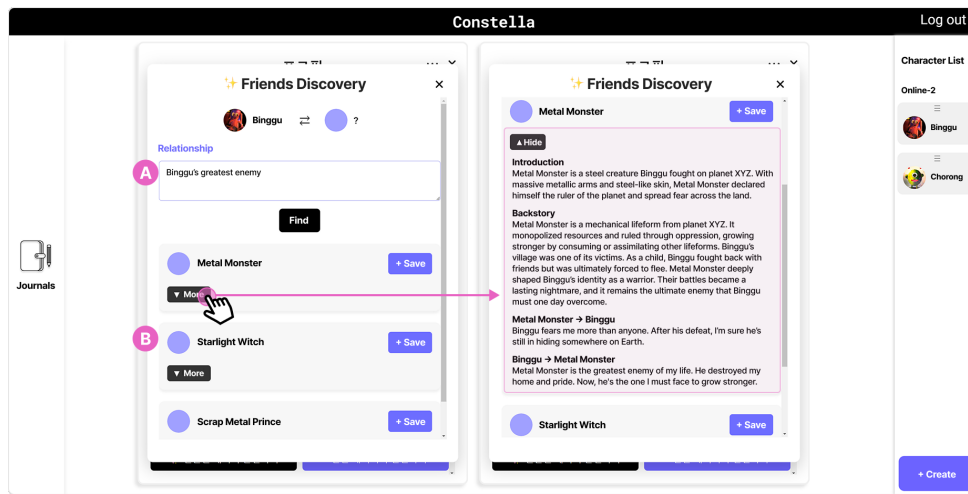


Fig. 8. FRIENDS DISCOVERY feature. (A) Prompt input field. (B) Generated Mini Profiles.

Additionally, by clicking the Friends Discovery Button (Figure 7-C) and entering a relational prompt (Figure 8-A), users can generate Mini Profiles for three new characters related to the current character (Figure 8-B).

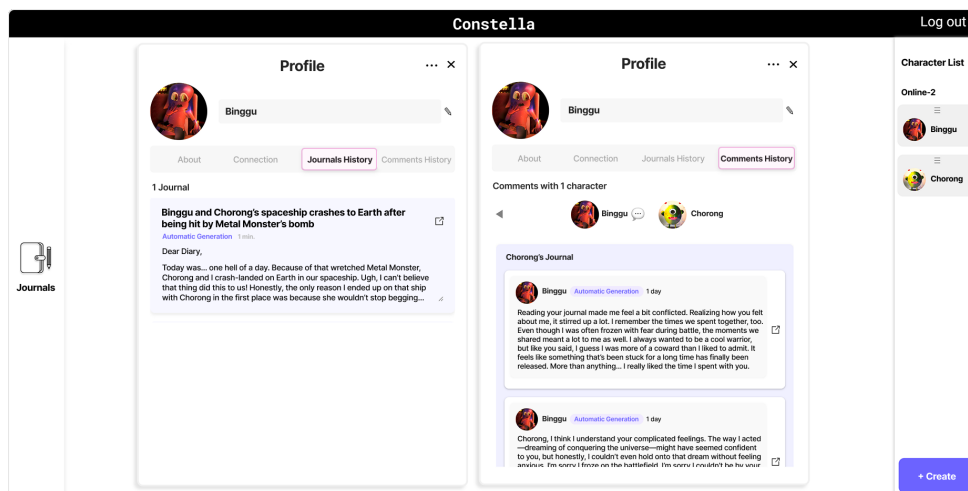


Fig. 9. Profile Panel's Journals History Tab (Left) and Comments History Tab (Right).

The Journals History Tab displays all journal entries created by the current character, and the Comments History Tab shows all comment exchanges involving that character (Figure 9).

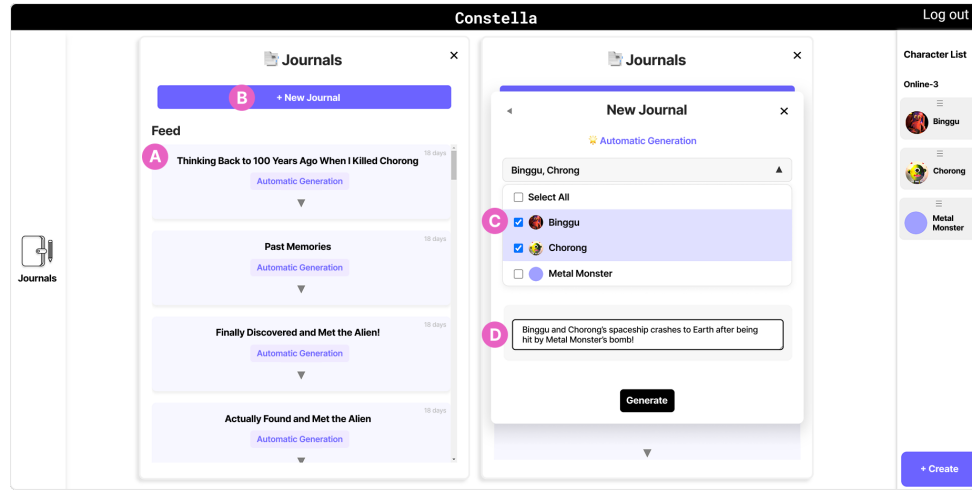


Fig. 10. Journals Panel. (A) Collection of previously generated journal entries. (B) New Journal Button. (C) Character selection field. (D) Prompt input field.

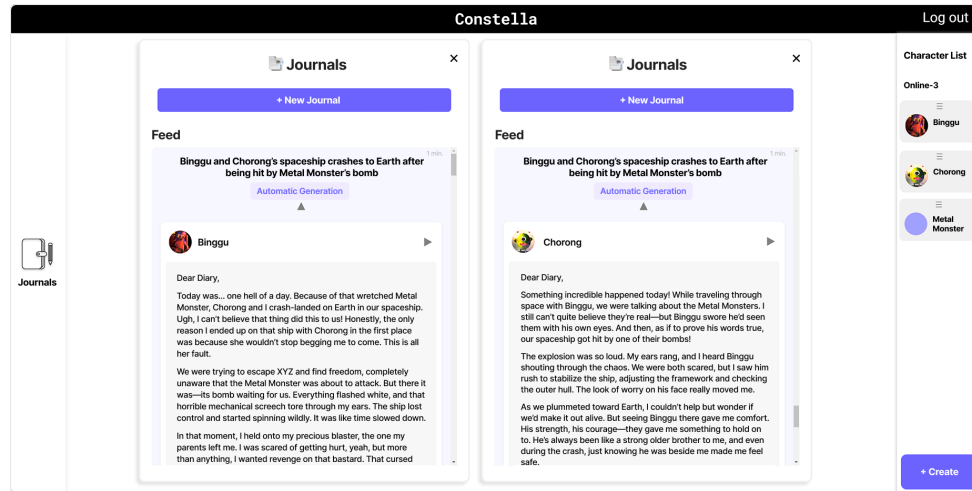


Fig. 11. Automatically generated journal entries by two characters based on the same theme.

4.2.3 Journals Panel. In the Journals Panel, users can view existing journal entries (Figure 10-A) or create new ones (Figure 10-B) through two modes. In Manual Writing Mode, users select characters and manually write both the theme and content of the journal entries. In Automatic Generation Mode, users select characters (Figure 10-C) and provide a theme (Figure 10-D) to produce system-generated entries for each character (Figure 11). While the theme may take the form of a situation, an emotional state, or even a philosophical inquiry, the system ultimately treats it as a topic for the characters to write about. All journal entries are editable and deletable.

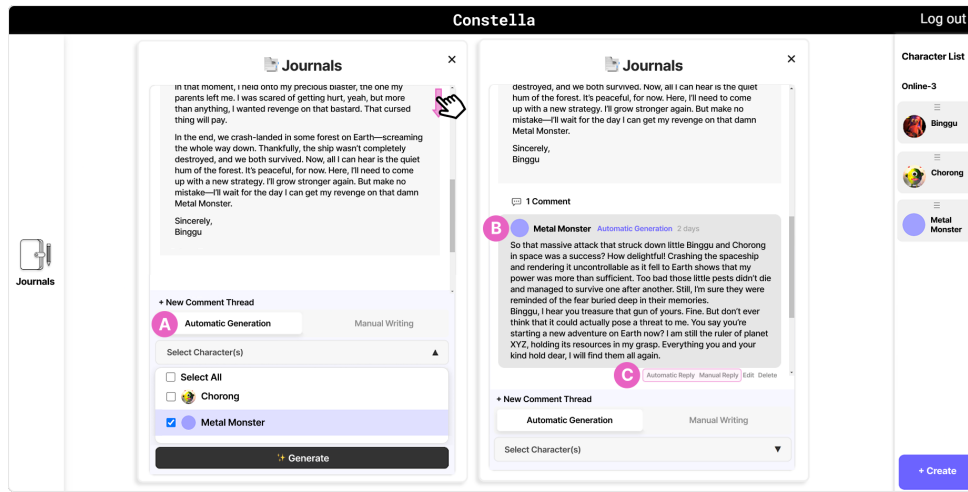


Fig. 12. COMMENTS view. (A) Create a new comment thread. (B) A generated comment thread. (C) Create a reply to a comment.

The Comments view below each journal entry can be used to create new comment threads (Figure 12-A) in two modes. In Manual Writing Mode, users select characters and manually write comments from their perspective. In Automatic Generation Mode, the selected characters automatically generate comments in response to the journal entry. Users can also add new comments to existing threads (Figure 12-B) using either Automatic Reply or Manual Reply Modes (Figure 12-C). All comments are editable and deletable.

Any character other than the journal's author can be selected to initiate a new comment thread. The journal author and the selected commenter then take alternating turns to reply to each other's comments within that thread. This structure allows for a broader range of reactions to the journal entry without compromising the depth that comes from focused one-on-one interactions.

4.3 An Example Use Scenario

To demonstrate our system, we present how Jina, an animation writer, uses Constella for her latest project, "The Conqueror."

4.3.1 Character Profiles. Jina has roughly conceptualized two of her main characters, "Binggu" and "Chorong." She opens two New Character Panels (Figure 5) in Constella and adds several Attributes (e.g., age, goal, backstory, personality) for each character. For Binggu's personality, she writes, "Binggu tries to appear outwardly violent and fearless, but internally, he is actually very anxious." For Chorong she writes, "Chorong is a warm-hearted alien who cherishes peace and happiness." She saves both characters. Next, Jina opens their Profile Panels (Figure 6) and creates their Relationship Attributes by making them follow each other (Figure 7). Within Binggu's profile, she writes, "Binggu finds Chorong annoying," and decides that Binggu knows Chorong's character description, personality, occupation, and age. Within Chorong's profile, she states, "Chorong follows Binggu around like a puppy" and specifies that Chorong knows Binggu's character description, personality, and current status.

4.3.2 FRIENDS DISCOVERY. Jina now thinks it would be intriguing to have these two characters crash-land on Earth from outer space. To create a character who causes this crash, she uses FRIENDS DISCOVERY. She enters "Binggu's

greatest enemy” (Figure 8-A) as the input and receives three suggestions: “Metal Monster,” “Starlight Witch,” and “Scrap Metal Prince” (Figure 8-B). After browsing through the Mini Profiles, Jina is drawn to Metal Monster. As he was the one who wrecked Binggu’s home in the past, Metal Monster would be the perfect villain to stir up Binggu’s emotional journey. Without hesitation, Jina locks him in as the story’s antagonist by saving the character.

4.3.3 JOURNALS. Jina is now curious about how Binggu and Chorong would react during their crash landing on Earth. Using JOURNALS, she selects both characters (Figure 10-C) and generates their journal entries by entering the theme “Binggu and Chorong’s spaceship crashes to Earth after being hit by Metal Monster’s bomb” (Figure 10-D). Through the generated entries (Figure 11), Jina discovers that Binggu experiences overwhelming stress and frustration in the moment of the blast. Meanwhile, Chorong views the situation with a hint of optimism, tinged even with admiration for the surreal experience. Inspired by this contrast, Jina decides to further amplify their differences by making Chorong even more naive and wonder-filled. Chorong would then perhaps even marvel at the sparkly colors of Earth’s atmosphere during the crash and express excitement about the unexpected adventure that lies ahead. Jina updates Chorong’s Attributes to reflect these changes.

4.3.4 COMMENTS. Jina is now eager to explore how Metal Monster would respond to Binggu’s journal entry. Using COMMENTS, Jina generates Metal Monster’s comment (Figure 12-A) and finds that Metal Monster is still harboring resentment toward Binggu even after his bomb landed successfully (Figure 12-B). Seeing this, Jina starts to wonder, what unresolved emotions are fueling his hostility toward Binggu? Motivated by this question, she updates Metal Monster’s Relationship Attributes, adding details about the simmering jealousy that has quietly shaped his attitude toward Binggu all along.

4.3.5 Future Usages. In the future, Jina can discover new friends Binggu meets on Earth using FRIENDS DISCOVERY, investigate how Metal Monster and Chorong would each react when tasting candy for the first time through JOURNALS, and witness Chorong’s teasing interrogation of Metal Monster’s journal entry through COMMENTS. Example generation results for each feature, based on this future usage, are also included in Appendix A.2.

4.4 Implementation and Prompt Pipeline

4.4.1 Implementation. Constella was developed as a web-based application with a front-end client built with React.js and a Node.js back-end. User-uploaded images were stored in Google Cloud Storage, while all other application data was managed in MongoDB.

As the participants in our user study were South Korean, we aimed to use an LLM with strong proficiency in both Korean language and cultural understanding. At the time of our research, however, there were no widely published evaluations of state-of-the-art LLMs, such as OpenAI’s GPT-4o [48] and the Claude 3 family [3], with regard to Korean-specific performance. To address this, we referred to [25], which evaluated GPT-4 and GPT-4o on CLiCK [53], a dataset specifically designed to assess cultural and linguistic intelligence in Korean. Their results showed that GPT-4o outperformed GPT-4 and other models tested in the original CLiCK paper. Based on this, we selected GPT-4o and accessed it via the OpenAI API.

4.4.2 Prompt Design. Our prompt design was informed by OpenAI’s prompt engineering guide [83] and prior research [7, 44, 123] that disclosed prompts for persona-based roleplaying. This section outlines the key elements of the prompts used for each AI feature in our system, focusing on their static instructions, provided context, and expected outputs (see Table 2 for a summary). We provide the full set of prompts in Appendix A.2.

Table 2. Components of each feature’s prompt design.

Feature	Static Instruction	Provided Context			Output
		User Input	Character Profile	Generation History	
FRIENDS DISCOVERY	To roleplay as a creative writer. Rules for character generation.	Relationship phrase (e.g., “Harry’s long-lost friend”)	Attributes	-	Mini profiles
JOURNALS	To roleplay as a character. Rules for journaling.	Journal theme (e.g., “Dumbledore has vanished”)	Attributes, Relationship Attributes	-	Journal entries
COMMENTS	To roleplay as a character. Rules for commenting.	-	Attributes, Relationship Attributes	Journal entry, (if exists) prior comments	Comments

FRIENDS DISCOVERY. The static instruction guides the model to roleplay as a storywriter and generate three distinct fictional characters based on a specified relationship phrase and the given character’s Attributes. Each generated character is composed of its name, introduction, backstory, and bidirectional relationship descriptions. We deliberately chose to provide a minimal set of Attributes following **DG 1**. The outputs are formatted as JSON objects to ensure proper display as Mini Profiles within the user interface.

JOURNALS. The static instruction directs the model to roleplay as the given character, using both the provided character’s Attributes and Relationship Attributes. The model then generates a journal entry based on a specified theme. In alignment with **DG 2**, each entry begins with the phrase “Dear Diary,” thereby establishing the entry as an intimate monologue that reveals the character’s inner self to an imagined confidant. When multiple characters are selected, this process is executed in parallel, and the resulting entries are presented together for simultaneous viewing.

COMMENTS. The static instruction places the model in the character’s role by making it refer to the character’s Attributes and Relationship Attributes. Taking account of the open-endedness emphasized in **DG 3**, the model is given freedom to focus on a specific aspect of the journal entry when generating a response. In a threaded reply, the model is further guided by the preceding comment history to maintain continuity while focusing on the most recent comment in the thread.

In addition, our prompt design adopts a stateless generation approach; characters do not retain memory of previously generated journal entries beyond the current one, nor of comments outside the current thread. This design choice was motivated by the assumption that character Attributes would be iteratively revised during writers’ creative process. Persisting prior outputs could thus introduce inconsistencies with the updated character definitions and potentially burden users to micromanage previously generated content. Thus, we believed that a deliberate forgetting strategy [111] would help writers iterate more freely in favor of emergent ideas and reduce creative pressure by eliminating a sense of finality.

5 USER STUDY

We conducted a 7–8 day system deployment study to evaluate Constella. Our aim was to understand how Constella integrates into storywriters’ existing practices and how it supports their interconnected character creation process.

CSTs are often evaluated through a mix of observing user actions during the creative process and subjective experience reports [2] (e.g., Creativity Support Index (CSI) [17]). Given that Constella was designed to assist storywriters’ creative processes within the context of full-length story creation, we chose to evaluate our tool by exploring its use through a system deployment study. This approach provides participants with the temporal and spatial flexibility to use the

tool over an extended period within their natural environments and established processes [98]. To closely track their experiences throughout this period, we collected system interaction logs that stored all our participants’ actions (e.g., generations, edits, deletions) performed within Constella. We also employed a diary study, along with follow-up interviews, to revisit participants’ experiences in greater depth. Lastly, we selected the CSI to gather quantifiable subjective experience reports. The CSI is a widely used and psychometrically validated survey instrument that measures how well a system supports creative activities. We specifically used the survey to identify the strengths and weaknesses of Constella in its role as a CST. The study process was approved by the university’s Institutional Review Board (IRB No. concealed for anonymity).

5.1 Participants

Table 3. User study participants’ self-reported demographics.

ID	Gender	Age	Story Types	Genres	Years of Creative Writing Experience	Related Degree	Publishing Experience	LLM Experience
P1	Female	31	Drama, Novel	Mystery, Romance, Comedy	15	Bachelor’s	o	Average
P2	Female	22	Novel	Literary Fiction	1	x	x	Average
P3	Male	30	Film, Drama	Fantasy, Science Fiction, Drama	10	Bachelor’s	o	Average
P4	Female	34	Novel	Fantasy, Crime, Slice-of-life, Thriller	1	x	x	Low
P5	Female	33	Drama, Film, Novel	Romance, Literary Fiction	15	Master’s	x	Very High
P6	Female	39	Novel	Modern Romance, Eastern Fantasy	14	Bachelor’s	o	High
P7	Male	48	Drama, Film	Historical Fiction, Spy Action, Melodrama	20	Bachelor’s	o	Very High
P8	Male	32	Comics	Fantasy, Action	10	x	o	None
P9	Female	27	Film, Drama	Drama, Thriller	5	Bachelor’s	x	Low
P10	Male	51	Novel, Comics, Animation	Modern Fantasy, Kid Adventure	20	x	o	Average
P11	Female	26	Plays, Drama	Comedy, Fantasy, Slice-of-life, Revenge Drama, Noir, Drama	8	Bachelor’s	o	Average

We recruited participants with prior experience in creating full-length fictional stories and aimed to capture insights across diverse story types, genres, and creative writing experiences. We recruited participants with and without formal creative writing education, as well as those with and without publication experience. Additionally, writers who had participated in the formative study were excluded from the recruitment pool. This was to explore the broad applicability of our tool with writers whose practices may differ from those of the formative study participants. Recruitment channels and the sampling method were identical to our formative study.

As 2 of the 13 participants initially recruited withdrew from the study due to personal reasons, we report details (Table 3) for our final group of 11 storywriters (F=7, M=4). Story types ranged from drama (N=6), novel (N=6), film (N=4), comics (N=2), plays (N=1), and animation (N=1). The total number of writing genres they had experience with reached 20. The duration of their creative writing experience ranged from 1 to 20 years, with an average of 10.82 years. While not part of the inclusion criteria, participants also reported their levels of experience with LLMs, as their proficiency in prompting could potentially influence how they interact with the tool. All participants resided in South Korea.

5.2 Procedure

5.2.1 Tasks. Creating a full-length story is an extensive process that can take several months or even years. Therefore, we split the process into a set of tasks focused enough to explore system usage while aligning well with participants' usual writing practices.

(1) Characters. We asked participants to create at least five characters (profiles) within Constella. Although the number of characters in fictional stories varies widely, Truby [117] proposed that characters can be classified based on their roles: the hero, opponent, ally, fake-ally opponent, and subplot character. While not all stories require characters for each of these five roles, some may feature multiple characters fulfilling the same role. Thus, we did not prescribe specific character roles but requested a minimum number of characters.

(2) Character Backstory. We asked participants to write a central character's backstory. This is a foundational activity according to storywriting literature (§2.1) and one that was also utilized by our formative study participants (§3.5.2). Given that relationships often form the basis of backstories [6], we asked participants to include how their central character influenced or was influenced by other characters in their backstory. For this task, we asked writers to use FRIENDS DISCOVERY, as this feature was designed to support writers in discovering related characters. We included this task to ensure FRIENDS DISCOVERY could be utilized non-intrusively, eliminating the need for participants to incorporate entirely new characters in their narratives, as they may have already set clear goals for their character cast. In addition, we only asked participants to write a backstory for one character, as this task was sufficient for trying FRIENDS DISCOVERY.

(3) Scenes. Participants were asked to write three types of scenes: Scene Type A, B, and C.

Scene Type A. Writers were requested to write a scene where several characters show contrasting or aligned perspectives. The former can be interpreted as conflict and the latter as unity, both essential elements in stories [31]. Therefore, we believed that this scene could naturally be integrated into their narrative. We encouraged participants to use JOURNALS when writing this scene, as the feature is intended to help writers delve into and compare their characters' thoughts, making it relevant to this task.

Scene Type B. Participants were instructed to create a scene that shows the relationship between two characters. As character relationships are also central components in stories, we expected these requirements to cause minimal deviation from their narrative goals. We asked writers to use COMMENTS when writing this scene, as this feature was designed to help authors elaborate upon character relationships. We also note that while participants could include any number of multiple characters per scene, we asked them to focus on two-character relationships in Scene Type B, as COMMENTS mainly supports dyadic interactions (§4.2.3).

Scene Type C. Participants were asked to create a scene that involved several characters. For this task, participants were informed to use at least one of the system's AI features. We provided minimal requirements for this scene to explore additional system usage when writers were given more freedom to use Constella according to their own needs.

(4) Story Outline. We asked participants to complete a story outline for a full-length story featuring at least five characters (profiles). Before completion, we asked writers to use at least one of Constella's AI features. This task was included because this study aimed to explore system usage within the context of writing a full-length story. The act of writing a story outline provided this overarching context, while its compressed nature, such as lacking details compared to the entire full-length story, was complemented by the aforementioned tasks.

5.2.2 Supplementary Task Guidelines and Ethical Protocols. We provided supplementary guidelines to support task flexibility, accommodate participants’ preferred writing practices, and ensure ethical handling of intellectual property.

System Outcomes. Participants were asked to try the system’s features for the tasks (§5.2.1), but the decision to actually use the system-generated outcomes and how to incorporate them was entirely at their discretion.

Order. The aforementioned tasks are not sequential steps but a culmination of final results. For example, participants could begin outlining their story while creating character profiles, write Scene Type C, and then revise their outline.

Length and Format. Participants could freely select the story type and genre for their narrative. These choices ultimately influenced the length and format of the tasks. For instance, some writers preferred a screenplay format, often writing more pages due to dialogue and spacing conventions. Others favored detailed prose, which tended to be more textually dense despite occupying fewer pages.

Word Processor. Participants selected their preferred word processor (e.g., Microsoft Word) to complete the tasks.

Intellectual Property. Participants were informed, both during recruitment and before the start of the study, that their work (backstory, scenes, outline) would not be disclosed in its entirety to external parties. Instead, they would be used solely to provide context during our data analysis process. However, we clarified that all content, generated and manually written within Constella, could be fully disclosed for academic purposes. All participants agreed to the above terms. To formalize this process, we provided a non-exclusive intellectual property license agreement detailing these terms, which each participant chose to sign.

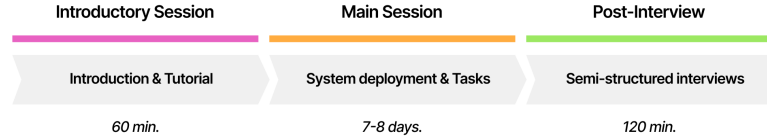


Fig. 13. Procedure of the user study.

5.2.3 Study Procedure. The user study consisted of three parts: (1) introductory session, (2) main session, and (3) post-interview (Figure 13). We describe each part in detail below.

(1) Introductory Session (60 minutes): We conducted individual introductory sessions with each participant via Zoom. After obtaining informed consent, we introduced the goal of our study and provided a live tutorial of the system. The tutorial included an overview of the system’s features and their purposes, followed by a hands-on session allowing participants to explore the tool themselves. We then provided guidelines for the diary study and explained the tasks for the main session.

(2) Main Session (7-8 days): Over a 7-8 day period, participants were asked to complete the assigned tasks and record their thoughts in an online diary each day. For the diary, we utilized Notion [82], a note-taking application, to enable quick and easy documentation. The diary included questions (Table 6 in Appendix A.1) to guide participants in documenting both their storywriting process and system usage experience. While our initial timeframe for the study was set at 7 days, a duration determined through a pilot study, six participants requested an additional day to complete their tasks. As a result, five participants took part in the main session for 7 days and six participants for 8 days.

(3) Post-Interview (120 minutes): Finally, we conducted individual semi-structured interviews with each participant to gain an in-depth understanding of their experiences. Each interview was conducted via Zoom. We began by asking about their overall experience with the system, followed by specific questions about each feature (Table 7 in Appendix A.1). We then inquired about their Notion diary entries to understand the context and meaning behind their documented responses. Throughout the interview, participants were encouraged to reference their Notion diaries, the system, and completed tasks to recall and explain their experiences in detail. At the end of this session, participants completed the CSI. All participants received compensation of 350,000 KRW (approx. 251 USD) for their participation.

5.3 Analysis

We transcribed over 1,320 minutes of audio recordings from interviews with 11 participants. We also gathered their Notion diary entries, completed tasks, Constella account data, system logs, and CSI results. The data from the interview transcriptions and diary entries were qualitatively analyzed through reflective thematic analysis [10].

Our analysis process was conducted through the following procedures. First, the first and second authors repeatedly read through the entire dataset of the diary entries and interview transcriptions. Then, these two authors developed initial codes by categorizing the data based on our tool's features. After this process, the first and second authors reviewed the initial codes while cross-referencing system logs, participants' Constella account data, and completed tasks to identify themes. These themes were then iteratively refined through discussions among all the authors. As a result of this six-month process, we constructed themes related to use cases for interconnected character creation, the tool's impact on writers and their writing processes, and its potential future usages, suggested improvements, and limitations. We also note that we found no significant thematic variation based on participants' duration of creative writing experience and thus did not pursue further analysis along that dimension.

6 RESULTS

In this section, we report our findings by first providing an overview of results drawn from system interaction logs and CSI results (§6.1). Next, we present several use cases that illustrate how Constella's AI features support interconnected character creation (§6.2). We then report the tool's impact on writers and their writing processes, with particular attention to its alignment with or changes to their existing practices and the preservation of authorial control (§6.3). Lastly, we present findings on participants' expectations for using Constella when writing the entire full-length story, suggested improvements for supporting varied writing processes, and system limitations such as generation quality and insufficient support for narrative advancement (§6.4).

6.1 Overview

6.1.1 System Interaction Log. Figure 14 provides a timeline of the tasks participants completed and Constella's AI features they engaged with over a 7–8 day period. As illustrated, participants approached the tasks in varying orders and durations, aligning with their individual creative processes. In addition, many participants leveraged Constella beyond the scope of the assigned tasks, tailoring its features to meet their personal needs. This variability highlights both the flexibility of our task design and the adaptability of Constella, demonstrating how they both supported personalized and self-directed creative processes. We now present a deeper analysis of Figure 14, supplemented by data from system interaction logs and participants' Constella accounts.




Fig. 14. Timeline of feature usage and task engagement across participants over the 7–8 day study period. Colored bars indicate usage of Constella's AI features: FRIENDS DISCOVERY (yellow gold), JOURNALS (olive green), and COMMENTS (red clay). Grayscale bars represent user engagement with their study tasks: Backstory, Scenes (S#), and Outline. The 'X' denotes participants who completed the study by Day 7, indicating no further engagement on Day 8.

FRIENDS DISCOVERY. Some writers (e.g., P9, P10) used this feature exclusively during the early stages of their process, suggesting a preference for establishing their entire character cast before delving into story composition (see yellow gold-colored bars in Figure 14). Others (e.g., P4, P6) used this feature throughout their writing process, indicating its utility in continuously introducing new characters as the narrative evolved. In total, 41 out of 89 characters, and on average 3.73 characters ($SD=1.95$) out of 8.09 characters ($SD=1.81$) featured in their work were initially created through FRIENDS DISCOVERY. These 41 characters spanned a wide range of identities, including a wizard, psychopath, astronomer, security guard, and aunt. They also served diverse narrative roles, such as supporting characters, antagonists, and sub-protagonists. Examples of prompts used by participants include “Hosu’s co-worker” (P3), “At first, they had a hostile relationship, but gradually, they came to understand and love each other” (P6), and “A relationship bound by secrets that must never be revealed” (P11).

JOURNALS. This feature was the most consistently used AI feature (see olive green-colored bars in Figure 14). Although initially assigned for Scene Type A, several participants (e.g., P1, P2, P5) employed this feature daily. They expanded its use to tasks such as backstory writing and selectively applied it across other tasks as well. By the end of the study, participants’ Constella accounts contained a total of 539 individual journal entries. Of these, 445 were created using the feature’s option that allows multiple characters to produce an entry on the same theme. On average, participants’ accounts contained 49 entries ($SD=42.51$). These entries covered a range of themes, including characters’ backgrounds, daily lives, thoughts about each other, and situations closely related to their stories. Specific journal themes included “A lucky day” (P1), “Chaeyeon was caught by Hyunsu while trying to steal chemicals in the science lab and failed. What do you think?” (P2), and “Before Choi Ji-ah is eaten by the monster, Kim Chul-soo rescues her. He also saves Choi Ji-ah’s parents. Because of this, Kim Chul-soo becomes a benefactor to Choi Ji-ah’s family. At this moment, Choi Ji-ah awakens as a hero. She then decides to help Kim Chul-soo seek revenge.” (P10).

COMMENTS. This feature was used more intermittently compared to JOURNALS (see red clay-colored bars in Figure 14). This suggests that participants employed the feature for relatively more focused or limited purposes. Upon completing the study, participants’ Constella accounts contained a total of 175 comment threads, with an average of 15.91 threads per participant ($SD=14.28$). In addition, each thread contained an average of 1.74 comments ($SD=1.18$), suggesting that COMMENTS was primarily utilized to observe brief character reactions to journal entries rather than for extended discussions.

6.1.2 Creativity Support Index. Constella received an average CSI score of 81.39 out of 100 ($SD=12.02$) (Table 4). Among the six CSI factors, “Enjoyment” received the highest individual score ($M=17.45$). Further analysis of our qualitative data shows that a key contributor to this score was the social media metaphor. Beyond helping participants (P2, P3, P4, P6, P8, P10, P11) intuitively understand tool usage and thereby feel more at ease, the social media metaphor was regarded by writers (P2, P4, P6, P10) to help foster a playful environment. As P2 noted, “*The format of social media, such as showing when someone is online and including comments, made it feel playful to me.*” In addition, the specific interaction concepts of the social media metaphor also led participants to playfully envision fiction-writing techniques and narrative possibilities grounded in its unique affordances. For example, P10 speculated on using the asynchronous nature of COMMENTS to create dramatic irony, explaining, “*Until a reply is made, [the diary writer] doesn’t know the content of the comment, right? I think using that kind of setup could be really fun. [...] like when the reader and the protagonist know something, but the villain doesn’t.*”

Table 4. Creativity Support Index results. Participants rated Enjoyment (M=17.45) as Constella’s strongest factor, followed by Results Worth Effort (M=16.73), Expressiveness (M=16.55), Exploration (M=16.00), Collaboration (M=15.45), and Immersion (M=14.36).

Scale	Avg. Factor Score (SD)	Avg. Factor Count (SD)	Avg. Weighted Factor Score (SD)
Exploration	16.00 (2.61)	4.55 (0.69)	72.82 (16.98)
Results Worth Effort	16.73 (3.10)	3.45 (1.37)	58.36 (26.67)
Expressiveness	16.55 (2.81)	3.09 (1.22)	50.45 (21.17)
Enjoyment	17.45 (2.62)	1.82 (0.60)	32.00 (11.25)
Immersion	14.36 (2.94)	1.73 (1.10)	23.27 (15.76)
Collaboration	15.45 (3.42)	0.36 (0.92)	7.27 (18.49)
Overall CSI Score	81.39 (12.02)		

Conversely, “Immersion” was the lowest-scoring CSI factor (M=14.36). One explanation provided by our participants was the need to switch back and forth between their word processors and Constella, which disrupted their focus. We initially chose not to include a built-in word processing feature out of respect for authors’ existing tool preferences. However, based on our findings, we touch upon why integrating such functionality may be useful in §6.4.2.

6.2 Use Cases for Interconnected Character Creation

We report several use cases for each key feature in Constella to illustrate how these features support storywriters’ interconnected character creation process.

6.2.1 FRIENDS DISCOVERY.

Contextualized Discoveries: Writers were able to create diverse characters linked to the central figure in contexts they desired. The feature also enabled them to uncover unexpected yet meaningful connection points.

All participants either explicitly stated or generally agreed that they were able to discover various characters in contexts they desired. For example, P10 described using this feature by first writing a detailed backstory in the protagonist’s profile. Then, by entering the simple relationship phrase “revenge” in the input field of FRIENDS DISCOVERY, he discovered three characters that not only aligned with but also expanded his preconceived conceptions of the antagonists.

Additionally, participants (P3, P5, P6, P8) expressed astonishment when the tool surfaced connections they had not initially considered. P6 shared a case in which the tool suggested a character associated with the element of “swimming.” This unexpected detail turned out to be crucial for her story, offering a natural and meaningful way for the protagonist to meet the sub-protagonist, the suggested character, for the first time.

“I had only briefly mentioned swimming as part of the protagonist’s daily routine, which I included as a small detail while writing [the protagonist’s profile]. But when it suddenly emerged [in the suggested character], I realized that the system had considered even these minor details and made connections.” (P6)

Finally, participants (P5, P11) expressed high satisfaction with the recommended characters, noting that they were stylistically consistent with their central characters. This coherence allowed new characters to be integrated smoothly, without disrupting the story's overall mood or tone.

"When I wanted a character with a vibe similar to Character A [...] it would provide recommendations for characters that matched the similar vibe I wanted but offered slightly different variations." (P5)

Story World and Narrative Expansion: Generated characters often transcended their initially envisioned roles and contributed to the narrative in new and unforeseen directions.

Participants used FRIENDS DISCOVERY to identify new characters that aligned with their initial ideas, which they then further developed based on their narrative needs. However, there were also instances where participants (P1, P3, P4, P5, P7, P8, P11) derived entirely new ideas from the recommended characters, which in turn sparked the creation of new storylines. For example, P4 shared that the subplot she developed around a supporting character, initially generated through Constella, felt even more compelling than the protagonist's storyline she had initially conceived. P4 continued:

"Originally, creating main characters requires a lot of thought, so paying attention to supporting characters or secondary events usually happens later in the writing process. But this method feels new and helpful. As I included the recommended supporting characters in my story and they merged with my protagonist's narrative arc, I was able to create a whole new story." (P4)

Some participants (P3, P8, P11) even adopted the experimental approach of generating entire communities of related characters early in their ideation process, then built their narrative around these characters. For instance, P11 described how she built two distinct story worlds, populated with a village-like network of interconnected figures, each centered around a different character.

"In my case, I initially created many supporting characters around the main character, Yoo Ji-an. I kept imagining a world connected to her, and then at some point, I wanted to create a completely different world. [...] By continuing to generate related characters, I ended up with two very different worlds inhabited by distinct characters." (P11)

Stockpile Resources: Generated characters often served as stockpile resources, flexible components ready to be divided, combined, or set aside for use in unexpected situations.

While generated characters were often used as individual entities, some participants (P1, P2, P3, P10, P11) selectively incorporated elements from the generated characters into existing ones or synthesized them into their ideal characters. P1 noted that this was possible because Constella provided multiple character recommendations at once.

"Since about three characters are created, I was able to combine various characteristics from them to shape the character I wanted, which was definitely helpful." (P1)

Furthermore, P2 saved suggested characters even if they were not immediately needed in her story, in case she might need them in the future.

"By creating and saving characters, I could bring them back later as cameos when the story hit a dead end, allowing the narrative to take a different direction." (P2)

6.2.2 JOURNALS.

Introspective Construction: JOURNALS helped writers delve into the inner worlds of their characters, including those who might have otherwise remained sidelined or underdeveloped.

All participants mentioned that JOURNALS was helpful for delving into their characters' psychology, thoughts, and emotions. In addition, some writers (P2, P4, P8, P9, P11) noted that the feature also facilitated the development of the supporting cast. For instance, P8 even wrote a scene from the villain's perspective for his task, explaining that this was possible because the feature helped him deeply think about the character's emotions and ideology. P8 further explains that using the feature led him to humanize the antagonist, endowing the villain with human qualities that made it difficult for him to view the villain solely with contempt. P9 similarly noted that JOURNALS was useful for concretizing the backgrounds of characters that might otherwise have been used in a throwaway manner.

"I think there are characters who inevitably end up being used in a disposable way for the protagonist. While working on the detailed background of such characters [through JOURNALS], I found that I could effectively use these characters to shape scenes or plots that could appear later on." (P9)

JOURNALS was also perceived to help writers (P4, P10, P11) deeply immerse themselves in several characters simultaneously. For instance, P11 noted that this helped her distribute attention and emotional investment more evenly across characters.

"When a writer keeps writing the dialogue or situation for two characters, they might end up becoming more immersed in one character or fail to fully understand the perspective of the other. [...] But by creating [journal entries] first and then reading through both perspectives, I found it helped me approach the process more objectively and distribute [my] emotions more evenly between the two characters." (P11)

Relational Construction: JOURNALS helped writers create characters in relation to one another, either by allowing them to view one character through others' perspectives or by exploring how multiple characters respond differently to shared themes.

By viewing *Character B* from *Character A*'s perspective through the journal entries, participants (P2, P7, P9) were able to further develop *Character B*. For example, P7 mentioned that viewing "Jane" through the eyes of "Taesung" helped him imagine Jane's identity in greater depth. Similarly, P2 shared her experience about a journal entry as follows:

"As I started to look at the new situation of the security guard, a supporting character, through the [main character's] eyes, I found myself wondering, what might have happened to the man? The wind blew a lot, and it rained. Were there any difficult or troublesome complaints he had to deal with?" (P2)

Participants (P1, P2, P4, P5, P7, P8, P9, P11) also stated that having two or more characters generate journal entries based on a shared theme helped them distinguish or create similarities between characters. Specifically, P1 noted that observing diverse thoughts across several characters aided in the creation of each of their dialogues, narrations, and non-verbal actions. P4 also explained that comparing journal entries also helped in plot creation.

"When I asked the same question to multiple characters, I noticed differences between them within the journals, and by comparing those differences, I was able to create new scenes and storylines." (P4)

Mise-en-Scène⁴ of the Mind: The visual elements depicted in the journal entries were used to express the mindscapes within and between characters.

As JOURNALS often generated descriptive details of the characters' surrounding environments, participants (P1, P2, P5, P9, P11) drew inspiration from the locations, landscapes, and weather described in the entries. These spatial and environmental cues served not only as narrative settings but also as symbolic reflections of characters' internal states. For example, P11 used such imagery to internalize a character's emotional condition and developed scenes based on her interpretive reflections:

"Descriptions of Jian's feelings [in her journal entry], like wanting to return to a green forest but being trapped in a gray city, these types of phrases weren't directly used as dialogues. Instead, they evoked certain imagery or moods for me. When I absorbed these, some kind of chemical reaction happened within me, and I was able to create scenes and scripts." (P11)

P9 drew on the image of "sunlight" from a journal entry not to suggest emotional warmth, but to emphasize its absence, showing how even a bright day cannot dispel the chill between the characters.

"I think I spent a lot of time thinking about how to use 'sunlight' effectively. As I looked through the journal, I realized [the protagonist] had never felt warmth from Sunwoo. Their meetings had always been cold, happening at night. So I wanted to show how even that daytime setting gets overtaken by the same nighttime mood." (P9)

6.2.3 COMMENTS.

Extra Layers: COMMENTS was mainly used as an extension for the generated journal entries, allowing writers to further explore character relationships through additional responses.

Some participants found COMMENTS more effective than JOURNALS for understanding the psychological interplay between characters (P2) or for establishing character relationships (P7). While JOURNALS supported the development of individual emotional arcs through monologue-like reflections, COMMENTS was more effective for exploring interpersonal emotional dynamics, as they mimicked communicative exchanges.

In a similar vein, participants (P2, P4, P6, P7, P8, P10, P11) mentioned that observing character responses through COMMENTS helped them further elaborate on relational subtleties. For example, P4 used COMMENTS to detect subtle cues of hidden animosities or ill intent, which informed her decisions about whether those characters could plausibly collaborate as allies. In contrast, P10 generated comments to reinforce existing dynamics rather than introduce new shifts in relationships.

"I noticed through the comments that, even after such humiliation and having his Achilles tendon severed, [Lee Min-jun] doesn't give up. That made me want to crush [Lee Min-jun] even more. I think those impressions ended up being reflected in the scenes." (P10)

⁴Mise-en-scène refers to the visual elements within a frame, including lighting, color, and the arrangement of objects [61]. "Mise-en-scene can be a site of extraordinarily complex and subtle meanings, [...] in which mise-en-scene often provides ironic commentary on the characters and the worlds they inhabit" [61].

6.3 Impact on Writers and Their Writing Process

6.3.1 Alignment and Changes to Writers' Existing Practices.

Alignment. All participants (N=11) agreed that FRIENDS DISCOVERY aligned well with their established practices. They explained that this feature mirrored their usual approach of conceptualizing new characters in relation to existing ones. JOURNALS also aligned well with most writers' existing practices (N=9). P4 specifically mentioned that this feature was similar to her established method of considering how different characters would each react to a shared situation. COMMENTS received mixed feedback in terms of effective practice alignment. While participants who expressed positive remarks (N=6) mentioned the usefulness of this feature to explore character relationships, others who gave negative feedback (N=5) pointed out that COMMENTS felt unnecessary or inefficient compared to JOURNALS. This was because JOURNALS could be utilized to serve similar purposes as COMMENTS, but conveyed more extensive details due to their longer format.

Changes. Constella also introduced notable shifts in participants' existing writing practices. Writers (P2, P3, P8, P11) who typically initiated story ideation with conflicts or a logline reported that our tool nudged them to begin instead with character development. Participants also appreciated how Constella shifted their focus towards deeper engagement with a broader range of characters, including those they might not have even considered at all, at an earlier stage in their writing process. Furthermore, some writers (P8, P10) became curious about exploring the perspectives of characters not directly involved in the current story situation. P10, in particular, enjoyed using this newfound ability to speculate on how other unassociated characters might react alongside those more centrally involved, "*since the rumor can spread to others.*" Lastly, Constella offered valuable insights for participants to refine their creative methods in the future. P3 came to appreciate the value of having a diverse pool of characters who could be flexibly integrated into any scenario. Other writers (P8, P9) expressed a desire to change their usual approach of organizing character attributes and relationships, inspired by the structure and layout of the Profile feature.

6.3.2 Preserving Authorial Control. Participants perceived Constella to play a complementary role in their writing process, with some (P7, P8, P10, P11) referring to it as an "*assistant writer.*" Our analysis suggests that this perception was shaped by specific design aspects of Constella that supported writers in maintaining their creative voice within human-AI collaboration. Below, we examine these design elements in greater detail.

Constraining AI Involvement. Since FRIENDS DISCOVERY generates characters only in relation to existing ones, the responsibility of creating profiles for the initial characters, typically the main protagonists, was placed on the writers. Participants (P7, P11) noted that this feature resembled their co-writing dynamics, where they delegate secondary character creation to collaborators. They also mentioned that creating descriptions for the main character themselves helped ensure a greater sense of ownership of their work (P10, P11). Furthermore, as the tool only provides core character attributes, writers (P3, P11) noted that this created room for them to build on the suggested characters with their own ideas.

"If the main characters were also created by the tool, I think it could be like someone addicted to gambling, just staring blankly at the app, completely absorbed. But since only supporting characters are generated and there's a certain limit, it made me snap out and think, wait a minute, I need to create this part myself."
(P11)

Intermediary Materials. We designed JOURNALS and COMMENTS to generate text in formats that resemble diary entries and responses to these entries. Participants (P1, P3, P9, P10) mentioned that they were initially surprised because they had only heard of AI tools that generate entire outlines or stories in output-ready formats. However, for our tool, writers (P1, P2, P7, P8, P9, P10) pointed out the importance of their own role in consciously extracting meaning from the generated results. When doing so, they found these resources could scaffold them to further envision and realize their characters and narratives themselves.

“Usually, when people think of AI, they assume it just generates stories automatically when given a prompt. But in that case, AI is the one leading the process. In contrast, when I provide the input, this tool creates journals and other things, and through these journals, I create my scenes.” (P10)

6.4 Future Usages, Suggested Improvements, and Limitations

6.4.1 Potential while Writing the Entire Full-Length Story. Participants suggested that Constella would be utilized even more extensively when writing the main text of the story, rather than summarized outlines. When engaged in this process, writers (P1, P3, P7, P8, P10) noted they would use the tool to delve even deeper into characters' backstories and thoughts, concretize their relationships, and create more supporting characters. P8 also shared that using Constella to develop identities for background characters, instead of simply treating them as extras, would even help imagine their visual appearances during the illustration process.

In addition, participants (P1, P3, P8) mentioned that Constella would be more beneficial when used for large-scale stories that require expansive worldbuilding and complex relationships, such as serialized work and different stories that share the same fictional world. Considering such situations that require vast numbers of interconnected characters, updating FRIENDS DISCOVERY to generate characters associated with multiple individuals (P2), including character relationship maps (P1, P10, P11), adding a tagging feature (e.g., @name) to easily change and reference character names (P10, P11), and organizing characters into groups (P3, P6, P8) could further help writers expand and manage their character casts.

6.4.2 Additional Support for Writers' Linear, Non-linear, and Iterative Processes. Participants (P2, P11) requested a feature that allows characters to recall previously generated journal entries and comment threads to explore character relationships that evolve over time. Additionally, a version control [110] feature to track and recover changes in character profiles was suggested (P3, P4, P7, P10). Specifically, P4 expressed interest in exploring characters non-linearly by aligning profile versions with different points along the story's timeline. While writers often created journals for a specific purpose, they also derived new meanings when reviewing entries in sequence or looking back on them later (P3, P4, P9, P11). As a result, a feature that allows users to reorganize journal entries together into new categories or story timelines was also requested (P3, P4). To better support the iterative process of editing character profiles, participants (P3, P7) suggested integrating a word processor into Constella, allowing them to seamlessly make changes while writing their stories within a single interface.

6.4.3 Generation Quality and Intent Elaboration. Some writers (P5, P8) mentioned that JOURNALS and COMMENTS were sometimes overly constrained by character attributes, leading to a lack of novelty. For instance, P8 mentioned that the system tended to echo character descriptions too literally; if a character was described as disliking someone, that sentiment would appear in the generated text regardless of the overall context.

In addition, a common critique was that the generated results felt somewhat mundane or stereotypical (P1, P2, P3, P5, P6, P9), and the characters were depicted as excessively kind (P1, P2, P5, P6, P11). However, many of these writers (P1, P2, P9, P11) also mentioned that their perceptions shifted to varying degrees after creating more detailed character profiles or prompts. They also believed that additional efforts in doing so could have yielded better results (P1, P3, P5, P6, P11). That said, participants found the process of creating character profiles in detail challenging. Specifically, writers (P2, P3, P8, P11) mentioned a trade-off between the effort required in detailing character profiles and the benefit of obtaining consistent, high-quality generations. For example, writers (P2, P3, P8) did not input all character details (e.g., nationality, manner of speech) as they typically only write down key traits when working alone. They also mentioned that adding descriptions to achieve more aligned results felt frustrating since they had already mentally envisioned those characteristics. Continuously updating character profiles to incorporate updated information from the storyline also required considerable effort (P8, P11). We discuss potential methods to alleviate these issues in §7.5 and §8.

6.4.4 Limited Narrative Advancement. While acknowledging that this was not Constella’s intended purpose, some writers (P1, P5, P7, P11) expressed disappointment that the generated results for COMMENTS and JOURNALS were not presented in forms they found “*directly applicable to the story*” (P7) or had limited ability to “*progress the narrative*” (P11). This was explained because the outputs lacked sufficient action sequences (P5, P7, P11) or were inadequate for simulating in-the-moment conversational interactions mimicking the form of dialogues in stories (P1, P11). Instead, the outputs were focused more on characters’ thoughts, emotions, and reflections of past events. While this approach was perceived as a shortcoming by some, we offer our reflections on how it may have encouraged writers to exercise greater creative judgment in §7.3.

7 DISCUSSION

In this section, we first identify opportunities for AI interaction design in storywriting. To do so, we begin by reflecting on our system’s design goals through revisiting patterns of user appropriation (§7.1) and by exploring how multi-agent interactions can be intentionally designed to encourage balanced attention across the character cast (§7.2). We then present broader design implications for AI-based writing support tools that value authorial agency by highlighting the value of deliberate constraints and intermediary materials (§7.3). We also discuss the opportunities and challenges of employing metaphors in AI-based CSTs (§7.4). Finally, we address the challenge of intent alignment, advocating for AI assistance that reduces cognitive load without diminishing opportunities for user reflection (§7.5).

7.1 Reflecting on the Design Goals

We reflect on our system design goals outlined in §3.6, assessing the extent to which they have been achieved through our user study. We also use participants’ acts of appropriation [68] and misuse [67] uncovered through the study as resources to identify design opportunities for future AI-based storywriting support tools.

DG 1: Suggest diverse characters related to existing ones. FRIENDS DISCOVERY allows writers to discover three new characters in relation to a given character by specifying their relationship. In the study, all participants reported that our tool helped them discover various characters aligned within their desired relational contexts (§6.2.1). As the tool offered multiple variations, we also observed that several writers (N=4) engaged in a creative process of remixing suggested characters by combining several of their attributes. This emergent use highlights a potential area for improvement: generating new character variations based on remixed attributes. For instance, a writer might select the element of a “magician” from one suggested character and the element of “sleepwalking” from another. The system

could then generate further character variations based on their combinations while still aligning with the original relationship prompt. This approach could potentially expand the diversity of characters writers can explore while preserving their relational ties to existing ones.

DG 2: Support the comparison and investigation of in-depth character identities. JOURNALS provide writers with characters' introspective reactions toward a shared theme. All participants in our study regarded the feature as a valuable aid to delve into their characters' minds and personal viewpoints (§6.2.2). In addition, writers (N=8) mentioned that having multiple characters reflect on the same theme helped them better understand and concretize contrasts and similarities between characters. Lastly, we found that several writers (N=5) drew inspiration from the visual and spatial descriptions within the journal entries, treating them as expressive cues that represent characters' internal states. In light of these use cases, we propose expanding JOURNALS to support the externalization of characters' mindscapes through image-generative AI. Such introspective visualizations can leverage the power of ambiguity [38, 90] to facilitate writers' meaning-making and interpretation while faithfully expressing the emotional texture and mood of each character's inner world.

DG 3: Manifest character relationships through exploratory interactions. COMMENTS enables writers to explore open-ended character reactions toward others' journal entries. While many writers (N=7) found the feature helpful for surfacing inter-character dynamics (§6.2.3), we also observed that JOURNALS was often used for similar purposes by defining themes that prompted characters to reflect on one another (§6.1.1, §6.2.2). Therefore, to further support relational development in ways that differentiate from JOURNALS, future work could expand COMMENTS to include non-verbal interactions. For example, characters could proactively delete or edit their comments, intentionally delay their responses, or passively view other comments multiple times without replying. These open-ended forms of interaction would allow writers to explore dimensions such as hesitation or one-sided emotional investment, which can provide further inspiration when defining and portraying character relationships.

7.2 Balancing Attention through Multi-Agent Interactions

We introduced Constella, an LLM-based multi-agent tool that supports storywriters' interconnected character creation process. Our CSI score (§6.1.2), along with qualitative findings that illustrate the diverse ways writers used the tool (§6.2), collectively suggest that Constella complemented a range of approaches to character creation. Furthermore, one notable finding was that our tool not only supported but also actively reshaped writers' existing practices. In particular, Constella enabled writers to more evenly distribute their attention and creative effort across the character cast, rather than focusing predominantly on a single central character (§6.3.1). We coin this emergent phenomenon the *balancing effect* and use this section to further examine the underlying features that contributed to it, as well as its implications as a design affordance for future storywriting support tools.

Several features of Constella played a critical role in fostering the balancing effect. FRIENDS DISCOVERY surfaced unexpected ties when generating new characters, prompting writers to explore interwoven narratives they had not initially envisioned (§6.2.1). We believe the process enabled supporting characters to take on firm and meaningful roles within the narrative, thereby underscoring their potential to shape story dynamics alongside central characters. Then, through JOURNALS, writers received a chorus of perspectives from their characters, encouraging them to shift focus more fluidly across the cast (§6.2.2). This process helped further deepen and humanize each character more equally, ultimately reinforcing the notion that every character, regardless of role, has a story worth telling. We believe this

underscores the ability of multi-agent tools to guide writers towards the creation of narratives in which each character can potentially contribute more meaningfully to the evolving story.

Thus, we invite future work to explore how multi-agent systems can be *intentionally designed* to surface underdeveloped perspectives and support more balanced forms of storywriting. For example, multi-agent tools might reimagine a completed scene or even the entire story by exploring how the narrative would change if other supporting characters took the lead. Such generative reframings could be particularly valuable in polyphonic stories, which are characterized by multiple voices, perspectives, and distributed character agency. Given that creative practitioners often adapt their tool choices to intentionally accommodate specific ways of thinking and behaviors [80], and that writers increasingly use AI tools to experiment with their creative processes [33, 42], we believe such LLM-MA tools may hold value not only as creative aids that support well-established practices but also as educational or experimental scaffolds for writers seeking to explore more distributed, multi-perspective, non-traditional storytelling structures.

7.3 AI Design for Authorial Control and Expression

Our findings indicate that two design aspects of Constella played a critical role in helping writers preserve their creative voice: constraining AI’s generative role and offering intermediary forms of text.

Deliberate Constraints. To align with the idiosyncratic values of writers, existing discourses have emphasized adaptability as a key principle for co-creative AI systems [8, 94, 95]. Yet, might there also be value in applying deliberate constraints on AI within these tools? Our findings show that these constraints, such as not generating the central character and providing only a minimal set of attributes, can prevent writers from delegating creative decisions entirely to the AI system (§6.3.2). These imposed boundaries also helped writers avoid over-reliance on AI and encouraged more intentional and thoughtful decisions.

Echoing research advocating for meaningful limitations in technology [91, 92, 115], we believe that carefully applied constraints can enable future writing support tools to create room for writers to exercise their creative agency while still drawing on AI’s generative potential. For example, one could imagine creating a tool that only generates the last sentence of a chapter, prompting writers to build the narrative leading up to that conclusion. Such approaches may also help address what has been described as “*the dearth of the author*” [57], an issue wherein AI systems facilitate large volumes of text with minimal authorial decision-making. Then, how to constrain AI capabilities to help writers maintain authorial control while offering enough meaningful support will be a critical research question to guide the design of future AI-based writing support tools.

Intermediary Materials. As mentioned in §6.4.4, several writers expected our tool to create action sequences or dialogues in output-ready prose. However, writers also found that the format of JOURNALS and COMMENTS required them to actively engage with the generated materials and think critically about how to use the tool’s outputs in their own creative process (§6.3.2).

Based on these findings, we suggest that a key experiential quality of the intermediary materials produced by our tool is its ability to introduce *slowness*. Rather than propelling the narrative forward with polished, ready-made text, these materials encourage writers to pause, reflect, and develop a more profound understanding of their work or engage in active interpretation before deciding whether and how to incorporate the AI-generated content (§6.2.2, §6.2.3). This aligns with findings from [126], which show that incoherent or grammatically imperfect AI suggestions can prompt reflection and result in more user-generated content.

Together with prior work that advocates for preserving “*creative struggle*” [125] in human-AI co-writing, these insights point toward the value of AI-generated “*intermediate text*” [126], outputs that are intentionally incomplete or ambiguous, as a means of fostering user reflection and adaptation [60]. We thus call for future research to further explore alternative forms of AI-based CSTs that do not merely optimize for productivity or output-readiness but instead intentionally support slow, interpretive, creative processes.

7.4 Applying Metaphors for Designing Interactions in AI-based CSTs

Constella was designed with the social media metaphor. In this section, we examine the broader opportunities and challenges that arise when metaphors are used to structure interactions in AI-based CSTs.

Recent HCI research has increasingly explored metaphorical design in AI-powered CSTs, investigating how conceptual metaphors shape users' mental models and interactions. In particular, intelligent writing assistants are frequently framed as “*agents*,” “*tools*,” or “*hybrid*” (combinations of both) [63]. These metaphors reflect differing levels of autonomy and user control, with agents seen as collaborators and tools as extensions of user intent. Beyond these broad categories, more specific interaction metaphors have also emerged. For instance, *Patchview* [21] utilized the generative dust and magnet metaphor to visualize high-level concepts as magnets and the generated story elements as dust, thereby encoding semantic proximity through spatial interaction. *Toyteller* [22] introduced a toy-playing metaphor, allowing users to manipulate symbolic characters like toys in order to influence narrative generation in playful, embodied ways. As such, metaphors can unlock more imaginative approaches to designing AI systems [116] and bring forth emotionally resonant user experiences (§6.1.2) when drawing from playful domains such as our choice of social media.

However, metaphorical design also introduces new challenges. Anthropomorphic metaphors can inflate user perceptions of AI competence or distort users' understanding of how AI systems function. For instance, a recent study [51] has found that presenting agents with anthropomorphic traits can increase perceived AI creativity and possibly lead to further acceptance of AI-generated content. However, this may come at the cost of reduced critical reflection on the system's actual generative processes. The collaboration metaphor, in particular, has been critiqued for masking the extensive and often invisible human labor embedded in the development of AI systems [103]. This concern becomes especially salient when models are trained on datasets drawn from the work of creative practitioners, potentially exacerbating the issue of unacknowledged appropriation of artistic labor without consent or compensation [39, 52].

While prior HCI research has examined the potential of metaphors in interactive system design more broadly, we argue that their role in AI-based CSTs warrants deeper and more critical scrutiny. In this context, metaphors do more than frame interaction; they shape how users understand authorship, agency, and creativity itself. As such, we believe that metaphorical design must be approached not only as a creative opportunity but also as an ethical responsibility and thus call forth further research to examine its implications when used for designing AI systems.

7.5 Aligning with Evolving Intent

We found that participants encountered a trade-off when detailing character profiles: they could either invest more time to achieve generations better aligned with their envisioned characters or exert less effort and receive more generic outputs (§6.4.3). This trade-off may disrupt creative workflows, as writers are repeatedly forced to specify trivial details they already know instead of immersing themselves in the act of storywriting.

Prior work [58] has also pointed out similar issues where AI systems fail to fully understand users' intent, as users often provide minimal prompts without fully expressing their goals or because users themselves are uncertain about their creative goals during the early stages of creation. Our tool addresses the latter challenge by helping users refine

and reflect on their evolving intent by manifesting their specified characters. However, our tool’s heavy reliance on manual inputs and edits to character profiles appears to fall short in addressing the former challenge, mainly because users sometimes found it a burden to actively type in and update character details.

One potential direction to support this process would be to treat AI-generated results as resources for continuously refining character profiles. For example, when users make edits to the generated outputs from JOURNALS and COMMENTS, the system could automatically reflect those changes in the original character profiles. Additionally, a retrieval-augmented generation approach [66] could help retain useful details for new outputs, reducing the need for users to specify some aspects in character profiles. These methods can also be applied to the writer’s story, as they may have expressed these character details within their narrative, even if they were not explicitly defined in the system.

While such AI-assisted mechanisms could reduce manual burden, they also raise important questions about the impact of automation on user creativity. Manual tasks like updating character personas, while seemingly tedious, may often spark reflection or new ideas [49]. Writers may not just be inputting data; they may also be reflecting on the character’s arc, emotional consistency, and narrative role. If automation takes over that task, users may skip the opportunity to revisit their ideas, even when they initially feel fully formed or obvious. Future research should therefore explore how to best integrate these mechanisms in ways that preserve opportunities for writers to reflect through their acts of creation.

8 LIMITATIONS AND FUTURE WORK

Exploring Tool Usage During Entire Full-Length Story Creation. In our system evaluation study, participants created characters, a backstory, scenes, and a story outline within the context of developing a full-length story. However, these activities may not fully capture the tool’s potential when used throughout the entire process of writing a complete story. This is because writing an entire full-length story is a more prolonged and complex process, during which writers must introduce additional characters and develop their relationships in greater detail. To assess the tool’s long-term value, future work could build on the recommendations in §6.4.1 and conduct longitudinal studies of entire full-length or even serialized story creation, where participants expect the tool to provide even greater value.

Participant Cultural and Writing Backgrounds. While we made efforts to recruit writers with diverse backgrounds, the participants in this study do not represent the full spectrum of storywriters. From a cultural standpoint, all participants were based in South Korea, and this shared cultural background may have influenced their perceptions toward AI technologies and character creation. In addition, while our recruitment aimed to include writers from a broad range of story types and genres, writers ultimately chose specific ones during our evaluation study. Future work could thus explore tool usage by focusing on writers from different cultural contexts and examining how the tool supports a broader range of genres and story types. When doing so, incorporating features suggested in §6.4.2 may further help accommodate their varied writing processes.

Prompt Engineering and Impersonation Quality. Constella currently uses prompt-based, specifically nonparametric prompting [14], to guide each character’s behavior within a pre-trained large language model. This technique is a common practice for roleplaying agents, offering a flexible and lightweight method for assigning personas without requiring model retraining. However, vanilla prompt engineering is prone to what has been termed the “overuse problem” [55], wherein the model shows rigid adherence to a character profile and exploits persona attributes, including those that deviate from the given topic. Future work may therefore explore integrating the *PANDA framework* [55], which detects and mitigates persona overuse through fine-grained topic mapping and context-aware scoring. Another direction to

improve impersonation quality would be to investigate fine-tuning strategies, as exemplified by *CharacterGLM* [127], which demonstrated more contextually adaptive character behaviors compared to prompt-based approaches alone.

Nevertheless, even with improved prompting strategies and fine-tuning methods, it is important to acknowledge that LLMs inherently carry biases rooted in their pre-training data [16, 56]. These underlying tendencies may lead to stereotypical, homogenized, and culturally skewed outputs [1, 2, 71, 77], potentially misaligning with the writer's creative intent. Future efforts to mitigate these issues will be crucial for enabling more inclusive, contextually sensitive, and nuanced character portrayals across a broader range of contexts.

9 CONCLUSION

This paper proposed Constella, an LLM-based multi-agent tool designed to support storywriters' interconnected character creation process. Our objective was to leverage the potential of LLM-MA in aiding the comparison of a cast of fictional characters, an aspect emphasized in storywriting literature as crucial for long-form narratives. To ground our design not only in theoretical foundations but also in the real-world practices of writers, we began with a formative interview study. The insights gained from this study informed the core concept and features of Constella. Our developed tool suggests diverse characters related to existing ones through the FRIENDS DISCOVERY feature, supports the comparison and investigation of in-depth character identities through the JOURNALS feature, and manifests character relationships through exploratory interactions through the COMMENTS feature. Our system deployment study demonstrated that Constella encouraged a more balanced distribution of creative focus across the character cast while preserving authorial control during tool use. We hope our work offers insight into the potential of multi-agent systems to shed light on sidelined perspectives and into design approaches that help maintain authorial agency in AI-assisted writing.

REFERENCES

- [1] Dhruv Agarwal, Mor Naaman, and Aditya Vashistha. 2025. AI Suggestions Homogenize Writing Toward Western Styles and Diminish Cultural Nuances. In *Proceedings of the 2025 CHI Conference on Human Factors in Computing Systems (CHI '25)*. Association for Computing Machinery, New York, NY, USA, Article 1117, 21 pages. <https://doi.org/10.1145/3706598.3713564>
- [2] Barrett R Anderson, Jash Hemant Shah, and Max Kreminski. 2024. Homogenization Effects of Large Language Models on Human Creative Ideation. In *Proceedings of the 16th Conference on Creativity & Cognition (Chicago, IL, USA) (C&C '24)*. Association for Computing Machinery, New York, NY, USA, 413–425. <https://doi.org/10.1145/3635636.3656204>
- [3] Anthropic. 2024. Introducing the next generation of Claude. <https://www.anthropic.com/news/claude-3-family> Accessed: 2025-05-18.
- [4] Kenneth C Arnold, April M Volzer, and Noah G Madrid. 2021. Generative Models can Help Writers without Writing for Them. In *IUI Workshops*.
- [5] Paul W Ballantine, Yongjia Lin, and Ekant Veer. 2015. The influence of user comments on perceptions of Facebook relationship status updates. *Computers in Human Behavior* 49 (2015), 50–55.
- [6] D. Barker, C. Hunt, and E. Cook. 2019. *Build Better Characters: The Psychology of Backstory & how to Use it in Your Writing to Hook Readers*. Amazon Digital Services LLC - KDP Print US. <https://books.google.co.kr/books?id=hHwEywEACAAJ>
- [7] Karim Benharrah, Tim Zindulka, Florian Lehmann, Hendrik Heuer, and Daniel Buschek. 2024. Writer-Defined AI Personas for On-Demand Feedback Generation. In *Proceedings of the 2024 CHI Conference on Human Factors in Computing Systems (Honolulu, HI, USA) (CHI '24)*. Association for Computing Machinery, New York, NY, USA, Article 1049, 18 pages. <https://doi.org/10.1145/3613904.3642406>
- [8] Oloff C. Biermann, Ning F. Ma, and Dongwook Yoon. 2022. From Tool to Companion: Storywriters Want AI Writers to Respect Their Personal Values and Writing Strategies. In *Proceedings of the 2022 ACM Designing Interactive Systems Conference (Virtual Event, Australia) (DIS '22)*. Association for Computing Machinery, New York, NY, USA, 1209–1227. <https://doi.org/10.1145/3532106.3533506>
- [9] Lane Shefter Bishop. 2016. *Sell your story in a single sentence: Advice from the front lines of Hollywood*. The Countryman Press.
- [10] Virginia Braun and Victoria Clarke. 2019. Reflecting on reflexive thematic analysis. *Qualitative research in sport, exercise and health* 11, 4 (2019), 589–597.
- [11] Alex Calderwood, Vivian Qiu, Katy Ilonka Gero, and Lydia B Chilton. 2020. How novelists use generative language models: An exploratory user study. In *HAI-GEN+ user2agent@IUI*.

- [12] Orson Scott Card. 2010. *Elements of Fiction Writing-Characters & Viewpoint: Proven advice and timeless techniques for creating compelling characters by an a ward-winning author*. Penguin.
- [13] Seymour Benjamin Chatman and Seymour Chatman. 1980. *Story and discourse: Narrative structure in fiction and film*. Cornell university press.
- [14] Jiangjie Chen, Xintao Wang, Rui Xu, Siyu Yuan, Yikai Zhang, Wei Shi, Jian Xie, Shuang Li, Ruihan Yang, Tinghui Zhu, et al. 2024. From persona to personalization: A survey on role-playing language agents. *arXiv preprint arXiv:2404.18231* (2024).
- [15] Jing Chen, Xinyu Zhu, Cheng Yang, Chufan Shi, Yadong Xi, Yuxiang Zhang, Junjie Wang, Jiashu Pu, Tian Feng, Yujiu Yang, and Rongsheng Zhang. 2024. HoLLMwood: Unleashing the Creativity of Large Language Models in Screenwriting via Role Playing. In *Findings of the Association for Computational Linguistics: EMNLP 2024*, Yaser Al-Onaizan, Mohit Bansal, and Yun-Nung Chen (Eds.). Association for Computational Linguistics, Miami, Florida, USA, 8075–8121. <https://doi.org/10.18653/v1/2024.findings-emnlp.474>
- [16] Myra Cheng, Esin Durmus, and Dan Jurafsky. 2023. Marked Personas: Using Natural Language Prompts to Measure Stereotypes in Language Models. In *Proceedings of the 61st Annual Meeting of the Association for Computational Linguistics (Volume 1: Long Papers)*, Anna Rogers, Jordan Boyd-Graber, and Naoaki Okazaki (Eds.). Association for Computational Linguistics, Toronto, Canada, 1504–1532. <https://doi.org/10.18653/v1/2023.acl-long.84>
- [17] Erin Cherry and Celine Latulipe. 2014. Quantifying the Creativity Support of Digital Tools through the Creativity Support Index. *ACM Trans. Comput.-Hum. Interact.* 21, 4, Article 21 (June 2014), 25 pages. <https://doi.org/10.1145/2617588>
- [18] Yoonseo Choi, Eun Jeong Kang, Seulgi Choi, Min Kyung Lee, and Juho Kim. 2025. Proxona: Supporting Creators' Sensemaking and Ideation with LLM-Powered Audience Personas. In *Proceedings of the 2025 CHI Conference on Human Factors in Computing Systems (CHI '25)*. Association for Computing Machinery, New York, NY, USA, Article 149, 32 pages. <https://doi.org/10.1145/3706598.3714034>
- [19] Jaeryung Chung, Seon Gyeom Kim, and Tak Yeon Lee. 2025. WrightHere: Supporting Children's Creative Writing with AI-Infused Interactive 3D Environment. In *Proceedings of the Extended Abstracts of the CHI Conference on Human Factors in Computing Systems (CHI EA '25)*. Association for Computing Machinery, New York, NY, USA, Article 606, 7 pages. <https://doi.org/10.1145/3706599.3719932>
- [20] John Joon Young Chung, Shiqing He, and Eytan Adar. 2021. The Intersection of Users, Roles, Interactions, and Technologies in Creativity Support Tools. In *Proceedings of the 2021 ACM Designing Interactive Systems Conference (Virtual Event, USA) (DIS '21)*. Association for Computing Machinery, New York, NY, USA, 1817–1833. <https://doi.org/10.1145/3461778.3462050>
- [21] John Joon Young Chung and Max Kreminski. 2024. Patchview: LLM-powered Worldbuilding with Generative Dust and Magnet Visualization. In *Proceedings of the 37th Annual ACM Symposium on User Interface Software and Technology (Pittsburgh, PA, USA) (UIST '24)*. Association for Computing Machinery, New York, NY, USA, Article 77, 19 pages. <https://doi.org/10.1145/3654777.3676352>
- [22] John Joon Young Chung, Melissa Roemmele, and Max Kreminski. 2025. Toyteller: AI-powered Visual Storytelling Through Toy-Playing with Character Symbols. In *Proceedings of the 2025 CHI Conference on Human Factors in Computing Systems (CHI '25)*. Association for Computing Machinery, New York, NY, USA, Article 331, 23 pages. <https://doi.org/10.1145/3706598.3713435>
- [23] Elizabeth Clark, Anne Spencer Ross, Chenhao Tan, Yangfeng Ji, and Noah A. Smith. 2018. Creative Writing with a Machine in the Loop: Case Studies on Slogans and Stories. In *Proceedings of the 23rd International Conference on Intelligent User Interfaces (Tokyo, Japan) (IUI '18)*. Association for Computing Machinery, New York, NY, USA, 329–340. <https://doi.org/10.1145/3172944.3172983>
- [24] David Corbett. 2013. *The art of character: Creating memorable characters for fiction, film, and TV*. Penguin.
- [25] Corca AI. 2024. Evaluate gpt-4o on CLiCk (Korean NLP Dataset). <https://github.com/corca-ai/evaluating-gpt-4o-on-CLiCk> Accessed: 2025-05-18.
- [26] Cyworld. 2025. 싸이월드 - 나만의 공간, 우리만의 커뮤니티. <https://www.cyworld.com/> Accessed: 2025-05-18.
- [27] Hai Dang, Karim Benharrak, Florian Lehmann, and Daniel Buschek. 2022. Beyond Text Generation: Supporting Writers with Continuous Automatic Text Summaries. In *Proceedings of the 35th Annual ACM Symposium on User Interface Software and Technology (Bend, OR, USA) (UIST '22)*. Association for Computing Machinery, New York, NY, USA, Article 98, 13 pages. <https://doi.org/10.1145/3526113.3545672>
- [28] Graham Dove and Anne-Laure Fayard. 2020. Monsters, Metaphors, and Machine Learning. In *Proceedings of the 2020 CHI Conference on Human Factors in Computing Systems (Honolulu, HI, USA) (CHI '20)*. Association for Computing Machinery, New York, NY, USA, 1–17. <https://doi.org/10.1145/3313831.3376275>
- [29] Nate Eastman. 2021. *Shakespeare's storytelling: an introduction to genre, character, and technique*. Springer Nature.
- [30] Linda Edelstein. 2006. *Writer's Guide to Character Traits*. Penguin.
- [31] Lajos Egri. 1972. *The art of dramatic writing: Its basis in the creative interpretation of human motives*. Simon and Schuster.
- [32] Encyclopædia Britannica. 2025. Archetype. <https://www.britannica.com/topic/archetype>. Accessed: 2025-05-18.
- [33] Ensemble Park. 2025. Ensemble Park. <https://www.ensemblepark.com/> Accessed: 2025-05-18.
- [34] Syd Field. 2005. *Screenplay: The foundations of screenwriting*. Delta.
- [35] Figma. 2025. FigJam: The Online Collaborative Whiteboard for Teams. <https://www.figma.com/figjam/> Accessed: 2025-05-18.
- [36] Jonas Frich, Lindsay MacDonald Vermeulen, Christian Remy, Michael Mose Biskjaer, and Peter Dalsgaard. 2019. Mapping the Landscape of Creativity Support Tools in HCI. In *Proceedings of the 2019 CHI Conference on Human Factors in Computing Systems (Glasgow, Scotland Uk) (CHI '19)*. Association for Computing Machinery, New York, NY, USA, 1–18. <https://doi.org/10.1145/3290605.3300619>
- [37] Richard P. Gabriel, Jilin Chen, and Jeffrey Nichols. 2015. InkWell: A Creative Writer's Creative Assistant. In *Proceedings of the 2015 ACM SIGCHI Conference on Creativity and Cognition (Glasgow, United Kingdom) (C&C '15)*. Association for Computing Machinery, New York, NY, USA, 93–102. <https://doi.org/10.1145/2757226.2757229>
- [38] William W. Gaver, Jacob Beaver, and Steve Benford. 2003. Ambiguity as a resource for design. In *Proceedings of the SIGCHI Conference on Human Factors in Computing Systems (Ft. Lauderdale, Florida, USA) (CHI '03)*. Association for Computing Machinery, New York, NY, USA, 233–240.

<https://doi.org/10.1145/642611.642653>

- [39] Katy Ilonka Gero, Meera Desai, Carly Schnitzler, Nayun Eom, Jack Cushman, and Elena L. Glassman. 2025. Creative Writers' Attitudes on Writing as Training Data for Large Language Models. In *Proceedings of the 2025 CHI Conference on Human Factors in Computing Systems (CHI '25)*. Association for Computing Machinery, New York, NY, USA, Article 1118, 16 pages. <https://doi.org/10.1145/3706598.3713287>
- [40] Katy Ilonka Gero, Tao Long, and Lydia B Chilton. 2023. Social Dynamics of AI Support in Creative Writing. In *Proceedings of the 2023 CHI Conference on Human Factors in Computing Systems (Hamburg, Germany) (CHI '23)*. Association for Computing Machinery, New York, NY, USA, Article 245, 15 pages. <https://doi.org/10.1145/3544548.3580782>
- [41] Google Creative Lab. 2019. Banter Bot. <https://experiments.withgoogle.com/banter-bot> Accessed: 2025-05-18.
- [42] Alicia Guo, Shreya Sathyanarayanan, Leijie Wang, Jeffrey Heer, and Amy Zhang. 2024. From pen to prompt: How creative writers integrate AI into their writing practice. *arXiv preprint arXiv:2411.03137* (2024).
- [43] Taicheng Guo, Xiuying Chen, Yaqi Wang, Ruidi Chang, Shichao Pei, Nitesh V. Chawla, Olaf Wiest, and Xiangliang Zhang. 2024. Large language model based multi-agents: a survey of progress and challenges. In *Proceedings of the Thirty-Third International Joint Conference on Artificial Intelligence (Jeju, Korea) (IJCAI '24)*. Article 890, 10 pages. <https://doi.org/10.24963/ijcai.2024/890>
- [44] Juhye Ha, Hyeon Jeon, Daeun Han, Jinwook Seo, and Changhoon Oh. 2024. CloChat: Understanding How People Customize, Interact, and Experience Personas in Large Language Models. In *Proceedings of the 2024 CHI Conference on Human Factors in Computing Systems (Honolulu, HI, USA) (CHI '24)*. Association for Computing Machinery, New York, NY, USA, Article 305, 24 pages. <https://doi.org/10.1145/3613904.3642472>
- [45] Senyu Han, Lu Chen, Li-Min Lin, Zhengshan Xu, and Kai Yu. 2024. IBSEN: Director-Actor Agent Collaboration for Controllable and Interactive Drama Script Generation. In *Proceedings of the 62nd Annual Meeting of the Association for Computational Linguistics (Volume 1: Long Papers)*, Lun-Wei Ku, Andre Martins, and Vivek Srikumar (Eds.). Association for Computational Linguistics, Bangkok, Thailand, 1607–1619. <https://doi.org/10.18653/v1/2024.acl-long.88>
- [46] W.J. Harvey. 1970. *Character and the Novel*. Chatto & Windus. <https://books.google.co.kr/books?id=KAFJtgAACAAJ>
- [47] Fantine Huot, Reinald Kim Amplayo, Jennimaria Palomaki, Alice Shoshana Jakobovits, Elizabeth Clark, and Mirella Lapata. 2024. Agents' Room: Narrative Generation through Multi-step Collaboration. *arXiv preprint arXiv:2410.02603* (2024).
- [48] Aaron Hurst, Adam Lerer, Adam P Goucher, Adam Perelman, Aditya Ramesh, Aidan Clark, AJ Ostrow, Akila Welihinda, Alan Hayes, Alec Radford, et al. 2024. Gpt-4o system card. *arXiv preprint arXiv:2410.21276* (2024).
- [49] Angel Hsing-Chi Hwang. 2022. Too Late to be Creative? AI-Empowered Tools in Creative Processes. In *Extended Abstracts of the 2022 CHI Conference on Human Factors in Computing Systems (New Orleans, LA, USA) (CHI EA '22)*. Association for Computing Machinery, New York, NY, USA, Article 38, 9 pages. <https://doi.org/10.1145/3491101.3503549>
- [50] Daphne Ippolito, Ann Yuan, Andy Coenen, and Selmon Burnam. 2022. Creative writing with an ai-powered writing assistant: Perspectives from professional writers. *arXiv preprint arXiv:2211.05030* (2022).
- [51] YeiBeech Jang. 2023. Anthropomorphism, perceived learning for creation, and growth creative mindset as predictors of acceptance toward artificial intelligence creativity. *Social Behavior and Personality: an international journal* 51, 8 (2023), 1–9.
- [52] Harry H. Jiang, Lauren Brown, Jessica Cheng, Mehtab Khan, Abhishek Gupta, Deja Workman, Alex Hanna, Johnathan Flowers, and Timnit Gebru. 2023. AI Art and its Impact on Artists. In *Proceedings of the 2023 AAAI/ACM Conference on AI, Ethics, and Society (Montréal, QC, Canada) (AI/ES '23)*. Association for Computing Machinery, New York, NY, USA, 363–374. <https://doi.org/10.1145/3600211.3604681>
- [53] Eunsu Kim, Juyoung Suk, Philhoon Oh, Haneul Yoo, James Thorne, and Alice Oh. 2024. CLiCK: A Benchmark Dataset of Cultural and Linguistic Intelligence in Korean. In *Proceedings of the 2024 Joint International Conference on Computational Linguistics, Language Resources and Evaluation (LREC-COLING 2024)*, Nicoletta Calzolari, Min-Yen Kan, Veronique Hoste, Alessandro Lenci, Sakriani Sakti, and Nianwen Xue (Eds.). ELRA and ICCL, Torino, Italia, 3335–3346. <https://aclanthology.org/2024.lrec-main.296/>
- [54] Jiho Kim, Ray C Flanagan, Noelle E Haviland, ZeAi Sun, Souad N Yakubu, Edom A Maru, and Kenneth C Arnold. 2024. Towards Full Authorship with AI: Supporting Revision with AI-Generated Views. *arXiv preprint arXiv:2403.01055* (2024).
- [55] Jinsung Kim, Seonmin Koo, and Heuiseok Lim. 2024. PANDA: Persona Attributes Navigation for Detecting and Alleviating Overuse Problem in Large Language Models. In *Proceedings of the 2024 Conference on Empirical Methods in Natural Language Processing*, Yaser Al-Onaizan, Mohit Bansal, and Yun-Nung Chen (Eds.). Association for Computational Linguistics, Miami, Florida, USA, 12005–12026. <https://doi.org/10.18653/v1/2024.emnlp-main.670>
- [56] Hadas Koteck, Rikker Dockum, and David Sun. 2023. Gender bias and stereotypes in Large Language Models. In *Proceedings of The ACM Collective Intelligence Conference (Delft, Netherlands) (CI '23)*. Association for Computing Machinery, New York, NY, USA, 12–24. <https://doi.org/10.1145/3582269.3615599>
- [57] Max Kreminski. 2024. The Dearth of the Author in AI-Supported Writing. In *Proceedings of the Third Workshop on Intelligent and Interactive Writing Assistants (Honolulu, HI, USA) (In2Writing '24)*. Association for Computing Machinery, New York, NY, USA, 48–50. <https://doi.org/10.1145/3690712.3690725>
- [58] Max Kreminski, John Joon Young Chung, and Melanie Dickinson. 2024. Intent Elicitation in Mixed-Initiative Co-Creativity. In *IUI Workshops*.
- [59] Max Kreminski and Chris Martens. 2022. Unmet Creativity Support Needs in Computationally Supported Creative Writing. In *Proceedings of the First Workshop on Intelligent and Interactive Writing Assistants (In2Writing 2022)*, Ting-Hao 'Kenneth' Huang, Vipul Raheja, Dongyeop Kang, John Joon Young Chung, Daniel Gissin, Mina Lee, and Katy Ilonka Gero (Eds.). Association for Computational Linguistics, Dublin, Ireland, 74–82. <https://doi.org/10.18653/v1/2022.in2writing-1.11>

- [60] Max Kreminski and Michael Mateas. 2021. Reflective Creators. In *ICCC*. 309–318.
- [61] Annette Kuhn and Guy Westwell. 2012. *A dictionary of film studies*. Oxford University Press, USA.
- [62] J. Lee. 2013. *The Psychology of Screenwriting: Theory and Practice*. Bloomsbury Publishing. <https://books.google.co.kr/books?id=fpLFaGAAQBAJ>
- [63] Mina Lee, Katy Ilonka Gero, John Joon Young Chung, Simon Buckingham Shum, Vipul Raheja, Hua Shen, Subhashini Venugopalan, Thiemo Wambsganss, David Zhou, Emad A. Alghamdi, Tal August, Avinash Bhat, Madiha Zahrah Choksi, Senjuti Dutta, Jin L.C. Guo, Md Naimul Hoque, Yewon Kim, Simon Knight, Seyed Parsa Neshaei, Antonette Shibani, Disha Shrivastava, Lila Shroff, Agnia Sergeyuk, Jessi Stark, Sarah Sterman, Sitong Wang, Antoine Bosselut, Daniel Buschek, Joseph Chee Chang, Sherol Chen, Max Kreminski, Joonsuk Park, Roy Pea, Eugenia Ha Rim Rho, Zejiang Shen, and Pao Siangliulue. 2024. A Design Space for Intelligent and Interactive Writing Assistants. In *Proceedings of the 2024 CHI Conference on Human Factors in Computing Systems* (Honolulu, HI, USA) (*CHI '24*). Association for Computing Machinery, New York, NY, USA, Article 1054, 35 pages. <https://doi.org/10.1145/3613904.3642697>
- [64] Mina Lee, Percy Liang, and Qian Yang. 2022. CoAuthor: Designing a Human-AI Collaborative Writing Dataset for Exploring Language Model Capabilities. In *Proceedings of the 2022 CHI Conference on Human Factors in Computing Systems* (New Orleans, LA, USA) (*CHI '22*). Association for Computing Machinery, New York, NY, USA, Article 388, 19 pages. <https://doi.org/10.1145/3491102.3502030>
- [65] Seo Yoon Lee and Jung-Hyun Kim. 2023. What makes people more polarized? The effects of anonymity, being with like-minded others, and the moderating role of need for approval. *Telematics and Informatics* 76 (2023), 101922.
- [66] Patrick Lewis, Ethan Perez, Aleksandra Piktus, Fabio Petroni, Vladimir Karpukhin, Naman Goyal, Heinrich Küttler, Mike Lewis, Wen-tau Yih, Tim Rocktäschel, Sebastian Riedel, and Douwe Kiela. 2020. Retrieval-augmented generation for knowledge-intensive NLP tasks. In *Proceedings of the 34th International Conference on Neural Information Processing Systems* (Vancouver, BC, Canada) (*NIPS '20*). Curran Associates Inc., Red Hook, NY, USA, Article 793, 16 pages.
- [67] Isabel Li, Ace S. Chen, Eric Rawn, Shm Garanganao Almeda, Bjoern Hartmann, and Jingyi Li. 2025. Reimagining Misuse as Creative Practice: Impressions and Implications of Usage Norms on Digital Artists. In *Proceedings of the 2025 CHI Conference on Human Factors in Computing Systems* (*CHI '25*). Association for Computing Machinery, New York, NY, USA, Article 938, 14 pages. <https://doi.org/10.1145/3706598.3714068>
- [68] Jingyi Li, Eric Rawn, Jacob Ritchie, Jasper Tran O'Leary, and Sean Follmer. 2023. Beyond the Artifact: Power as a Lens for Creativity Support Tools. In *Proceedings of the 36th Annual ACM Symposium on User Interface Software and Technology* (San Francisco, CA, USA) (*UIST '23*). Association for Computing Machinery, New York, NY, USA, Article 47, 15 pages. <https://doi.org/10.1145/3586183.3606831>
- [69] Clifton Lin and Haakon Faste. 2012. Photographic social media: a framework for design. In *Proceedings of the Designing Interactive Systems Conference* (Newcastle Upon Tyne, United Kingdom) (*DIS '12*). Association for Computing Machinery, New York, NY, USA, 244–247. <https://doi.org/10.1145/2317956.2317994>
- [70] Zhuoran Lu, Qian Zhou, and Yi Wang. 2025. WhatELSE: Shaping Narrative Spaces at Configurable Level of Abstraction for AI-bridged Interactive Storytelling. In *Proceedings of the 2025 CHI Conference on Human Factors in Computing Systems* (*CHI '25*). Association for Computing Machinery, New York, NY, USA, Article 333, 18 pages. <https://doi.org/10.1145/3706598.3713363>
- [71] Li Lucy and David Bamman. 2021. Gender and Representation Bias in GPT-3 Generated Stories. In *Proceedings of the Third Workshop on Narrative Understanding*, Nader Akoury, Faeze Brahman, Snigdha Chaturvedi, Elizabeth Clark, Mohit Iyyer, and Lara J. Martin (Eds.). Association for Computational Linguistics, Virtual, 48–55. <https://doi.org/10.18653/v1/2021.nuse-1.5>
- [72] R. McKee. 2010. *Story: Style, Structure, Substance, and the Principles of Screenwriting*. HarperCollins. https://books.google.co.kr/books?id=6y_AR8EZI54C
- [73] Robert McKee. 2021. *Character: The Art of Role and Cast Design for Page, Stage, and Screen*. Twelve.
- [74] Meta Platforms, Inc. 2025. Facebook – log in or sign up. <https://www.facebook.com/> Accessed: 2025-05-18.
- [75] Meta Platforms, Inc. 2025. Threads. <https://www.threads.com/> Accessed: 2025-05-18.
- [76] M.B. Miles, A.M. Huberman, and J. Saldana. 2013. *Qualitative Data Analysis: A Methods Sourcebook*. SAGE Publications. <https://books.google.co.kr/books?id=p0wXBAAQBAJ>
- [77] Piotr Mirowski, Juliette Love, Kory Mathewson, and Shakir Mohamed. 2024. A Robot Walks into a Bar: Can Language Models Serve as Creativity SupportTools for Comedy? An Evaluation of LLMs' Humour Alignment with Comedians. In *Proceedings of the 2024 ACM Conference on Fairness, Accountability, and Transparency* (Rio de Janeiro, Brazil) (*FAccT '24*). Association for Computing Machinery, New York, NY, USA, 1622–1636. <https://doi.org/10.1145/3630106.3658993>
- [78] Piotr Mirowski, Kory W. Mathewson, Jaylen Pittman, and Richard Evans. 2023. Co-Writing Screenplays and Theatre Scripts with Language Models: Evaluation by Industry Professionals. In *Proceedings of the 2023 CHI Conference on Human Factors in Computing Systems* (Hamburg, Germany) (*CHI '23*). Association for Computing Machinery, New York, NY, USA, Article 355, 34 pages. <https://doi.org/10.1145/3544548.3581225>
- [79] S. Myers. 2022. *The Protagonist's Journey: An Introduction to Character-Driven Screenwriting and Storytelling*. Springer International Publishing. <https://books.google.co.kr/books?id=it1mEAAQBAJ>
- [80] Molly Jane Nicholas, Sarah Sterman, and Eric Paulos. 2022. Creative and Motivational Strategies Used by Expert Creative Practitioners. In *Proceedings of the 14th Conference on Creativity and Cognition* (Venice, Italy) (*C&C '22*). Association for Computing Machinery, New York, NY, USA, 323–335. <https://doi.org/10.1145/3527927.3532870>
- [81] Donald A. Norman. 1999. Affordance, conventions, and design. *Interactions* 6, 3 (May 1999), 38–43. <https://doi.org/10.1145/301153.301168>
- [82] Notion Labs, Inc. 2025. Your connected workspace for wiki, docs & projects | Notion. <https://www.notion.com/> Accessed: 2025-05-18.

- [83] OpenAI. 2025. Text generation and prompting - OpenAI API. <https://platform.openai.com/docs/guides/text?api-mode=responses> Accessed: 2025-05-18.
- [84] Hiroyuki Ozone, Jun-Li Lu, and Yoichi Ochiai. 2021. BunCho: AI Supported Story Co-Creation via Unsupervised Multitask Learning to Increase Writers' Creativity in Japanese. In *Extended Abstracts of the 2021 CHI Conference on Human Factors in Computing Systems* (Yokohama, Japan) (CHI EA '21). Association for Computing Machinery, New York, NY, USA, Article 19, 10 pages. <https://doi.org/10.1145/3411763.3450391>
- [85] Lawrence A Palinkas, Sarah M Horwitz, Carla A Green, Jennifer P Wisdom, Naihua Duan, and Kimberly Hoagwood. 2015. Purposeful sampling for qualitative data collection and analysis in mixed method implementation research. *Administration and policy in mental health and mental health services research* 42 (2015), 533–544.
- [86] Z. Papacharissi. 2010. *A Networked Self: Identity, Community, and Culture on Social Network Sites*. Taylor & Francis. <https://books.google.co.kr/books?id=icEVAQAQBAJ>
- [87] Jeongeun Park and DaEun Choi. 2023. AudiLens: Configurable LLM-Generated Audiences for Public Speech Practice. In *Adjunct Proceedings of the 36th Annual ACM Symposium on User Interface Software and Technology* (San Francisco, CA, USA) (UIST '23 Adjunct). Association for Computing Machinery, New York, NY, USA, Article 122, 3 pages. <https://doi.org/10.1145/3586182.3625114>
- [88] Jeongeun Park, Bryan Min, Kihoon Son, Jean Y Song, Xiaojuan Ma, and Juho Kim. 2023. Choicemates: Supporting unfamiliar online decision-making with multi-agent conversational interactions. *arXiv preprint arXiv:2310.01331* (2023).
- [89] Joon Sung Park, Lindsay Popowski, Carrie Cai, Meredith Ringel Morris, Percy Liang, and Michael S. Bernstein. 2022. Social Simulacra: Creating Populated Prototypes for Social Computing Systems. In *Proceedings of the 35th Annual ACM Symposium on User Interface Software and Technology* (Bend, OR, USA) (UIST '22). Association for Computing Machinery, New York, NY, USA, Article 74, 18 pages. <https://doi.org/10.1145/3526113.3545616>
- [90] Soobin Park, Hankyung Kim, and Youn-kyung Lim. 2025. Reimagining Personal Data: Unlocking the Potential of AI-Generated Images in Personal Data Meaning-Making. In *Proceedings of the 2025 CHI Conference on Human Factors in Computing Systems* (CHI '25). Association for Computing Machinery, New York, NY, USA, Article 545, 25 pages. <https://doi.org/10.1145/3706598.3713722>
- [91] James Pierce. 2012. Undesigning technology: considering the negation of design by design. In *Proceedings of the SIGCHI Conference on Human Factors in Computing Systems* (Austin, Texas, USA) (CHI '12). Association for Computing Machinery, New York, NY, USA, 957–966. <https://doi.org/10.1145/2207676.2208540>
- [92] James Pierce and Eric Paulos. 2014. Counterfunctional things: exploring possibilities in designing digital limitations. In *Proceedings of the 2014 Conference on Designing Interactive Systems* (Vancouver, BC, Canada) (DIS '14). Association for Computing Machinery, New York, NY, USA, 375–384. <https://doi.org/10.1145/2598510.2598522>
- [93] Syafruddin Pohan and M Akbar Hasyim Lbs. 2022. Use of anonymous social media accounts as self-disclosure media for Generation Z on postmodernism. *Bricolage: Jurnal Magister Ilmu Komunikasi* 8, 2 (2022), 163–174.
- [94] Hua Xuan Qin, Shan Jin, Ze Gao, Mingming Fan, and Pan Hui. 2024. CharacterMeet: Supporting Creative Writers' Entire Story Character Construction Processes Through Conversation with LLM-Powered Chatbot Avatars. In *Proceedings of the 2024 CHI Conference on Human Factors in Computing Systems* (Honolulu, HI, USA) (CHI '24). Association for Computing Machinery, New York, NY, USA, Article 1051, 19 pages. <https://doi.org/10.1145/3613904.3642105>
- [95] Peinuan Qin, Chi-Lan Yang, Jingshu Li, Jing Wen, and Yi-Chieh Lee. 2025. Timing Matters: How Using LLMs at Different Timings Influences Writers' Perceptions and Ideation Outcomes in AI-Assisted Ideation. In *Proceedings of the 2025 CHI Conference on Human Factors in Computing Systems* (CHI '25). Association for Computing Machinery, New York, NY, USA, Article 25, 16 pages. <https://doi.org/10.1145/3706598.3713146>
- [96] Ahmed Y. Radwan, Khaled M. Alasmari, Omar A. Abdulbagi, and Emad A. Alghamdi. 2024. SARD: A Human-AI Collaborative Story Generation. In *HCI International 2024 – Late Breaking Papers: 26th International Conference on Human-Computer Interaction, HCI 2024, Washington, DC, USA, June 29 – July 4, 2024, Proceedings, Part II* (Washington DC, USA). Springer-Verlag, Berlin, Heidelberg, 94–105. https://doi.org/10.1007/978-3-031-76806-4_7
- [97] Reddit, Inc. 2025. Reddit – The heart of the internet. <https://www.reddit.com/> Accessed: 2025-05-18.
- [98] Christian Remy, Lindsay MacDonald Vermeulen, Jonas Frich, Michael Mose Biskjaer, and Peter Dalsgaard. 2020. Evaluating Creativity Support Tools in HCI Research. In *Proceedings of the 2020 ACM Designing Interactive Systems Conference* (Eindhoven, Netherlands) (DIS '20). Association for Computing Machinery, New York, NY, USA, 457–476. <https://doi.org/10.1145/3357236.3395474>
- [99] Mohi Reza, Nathan M Laundry, Ilya Musabirov, Peter Dushniku, Zhi Yuan “Michael” Yu, Kashish Mittal, Tov Grossman, Michael Liut, Anastasia Kuzminykh, and Joseph Jay Williams. 2024. ABScribe: Rapid Exploration & Organization of Multiple Writing Variations in Human-AI Co-Writing Tasks using Large Language Models (CHI '24). Association for Computing Machinery, New York, NY, USA, Article 1042, 18 pages. <https://doi.org/10.1145/3613904.3641899>
- [100] Melissa Roemmele and Andrew S. Gordon. 2018. Automated Assistance for Creative Writing with an RNN Language Model. In *Companion Proceedings of the 23rd International Conference on Intelligent User Interfaces* (Tokyo, Japan) (IUI '18 Companion). Association for Computing Machinery, New York, NY, USA, Article 21, 2 pages. <https://doi.org/10.1145/3180308.3180329>
- [101] J. Russell. 2000. *Screen & Stage Marketing Secrets: The Writer's Guide to Marketing Scripts*. James Russell. https://books.google.co.kr/books?id=palqg_pgoZ0C
- [102] J. Saldana. 2021. *The Coding Manual for Qualitative Researchers*. SAGE Publications. <https://books.google.co.kr/books?id=RwcVEAAQBAJ>
- [103] Advait Sarkar. 2023. Enough With “Human-AI Collaboration”. In *Extended Abstracts of the 2023 CHI Conference on Human Factors in Computing Systems* (Hamburg, Germany) (CHI EA '23). Association for Computing Machinery, New York, NY, USA, Article 415, 8 pages. <https://doi.org/10.1145/3544549.3582735>

- [104] Victoria Lynn Schmidt. 2012. *45 Master Characters, Revised Edition: Mythic Models for Creating Original Characters*. Penguin.
- [105] Oliver Schmitt and Daniel Buschek. 2021. CharacterChat: Supporting the Creation of Fictional Characters through Conversation and Progressive Manifestation with a Chatbot. In *Proceedings of the 13th Conference on Creativity and Cognition (Virtual Event, Italy) (C&C '21)*. Association for Computing Machinery, New York, NY, USA, Article 10, 10 pages. <https://doi.org/10.1145/3450741.3465253>
- [106] Linda Seger. 1990. *Creating unforgettable characters*. Macmillan.
- [107] Hanieh Shakeri, Carman Neustaedter, and Steve DiPaola. 2021. SAGA: Collaborative Storytelling with GPT-3. In *Companion Publication of the 2021 Conference on Computer Supported Cooperative Work and Social Computing (Virtual Event, USA) (CSCW '21 Companion)*. Association for Computing Machinery, New York, NY, USA, 163–166. <https://doi.org/10.1145/3462204.3481771>
- [108] Ben Shneiderman. 2007. Creativity support tools: accelerating discovery and innovation. *Commun. ACM* 50, 12 (Dec. 2007), 20–32. <https://doi.org/10.1145/1323688.1323689>
- [109] Jessi Stark, Anthony Tang, Young-Ho Kim, Joonsuk Park, and Daniel Wigdor. 2023. Can AI Support Fiction Writers Without Writing For Them. In *Proceedings of the Second Workshop on Intelligent and Interactive Writing Assistants*.
- [110] Sarah Sterman, Molly Jane Nicholas, and Eric Paulos. 2022. Towards Creative Version Control. *Proc. ACM Hum.-Comput. Interact.* 6, CSCW2, Article 336 (Nov. 2022), 25 pages. <https://doi.org/10.1145/3555756>
- [111] Sarah Gimbert Sterman, De Kosnik Abigail, and Hartmann Bjoern. 2022. *Process-Sensitive Creativity Support Tools*. Ph.D. Dissertation. Advisor(s) Eric, Paulos. AAI29327510.
- [112] Sudowrite. 2025. Sudowrite – Best AI Writing Partner for Fiction. <https://sudowrite.com/> Accessed: 2025-05-18.
- [113] Yuqian Sun, Phoebe J Wang, John Joon Young Chung, Melissa Roemmele, Taewook Kim, and Max Kreminski. 2025. Drama Llama: An LLM-Powered Storylets Framework for Authorable Responsiveness in Interactive Narrative. *arXiv preprint arXiv:2501.09099* (2025).
- [114] Ben Swanson, Kory Mathewson, Ben Pietrzak, Sherol Chen, and Monica Dinalescu. 2021. Story Centaur: Large Language Model Few Shot Learning as a Creative Writing Tool. In *Proceedings of the 16th Conference of the European Chapter of the Association for Computational Linguistics: System Demonstrations*, Dimitra Gkatzia and Djamé Seddah (Eds.). Association for Computational Linguistics, Online, 244–256. <https://doi.org/10.18653/v1/2021.eacl-demos.29>
- [115] Deborah Tatar, Joon-Suk Lee, and Nouf Alaloula. 2008. Playground games: a design strategy for supporting and understanding coordinated activity. In *Proceedings of the 7th ACM Conference on Designing Interactive Systems (Cape Town, South Africa) (DIS '08)*. Association for Computing Machinery, New York, NY, USA, 68–77. <https://doi.org/10.1145/1394445.1394453>
- [116] Mingyan Claire Tian, James Eschrich, and Sarah Sterman. 2024. Designing AI with Metaphors: Leveraging Ambiguity and Defamiliarization to Support Design Creativity. In *Proceedings of the 16th Conference on Creativity & Cognition (Chicago, IL, USA) (C&C '24)*. Association for Computing Machinery, New York, NY, USA, 537–541. <https://doi.org/10.1145/3635636.3664250>
- [117] John Truby. 2008. *The anatomy of story: 22 steps to becoming a master storyteller*. Farrar, Straus and Giroux.
- [118] Lina Varotsi. 2019. *Conceptualisation and Exposition: A Theory of Character Construction*. Routledge.
- [119] Yi Wang, Qian Zhou, and David Ledo. 2024. StoryVerse: Towards Co-authoring Dynamic Plot with LLM-based Character Simulation via Narrative Planning. In *Proceedings of the 19th International Conference on the Foundations of Digital Games (Worcester, MA, USA) (FDG '24)*. Association for Computing Machinery, New York, NY, USA, Article 55, 4 pages. <https://doi.org/10.1145/3649921.3656987>
- [120] Daijin Yang, Yanpeng Zhou, Zhiyuan Zhang, Toby Jia-Jun Li, and Ray Lc. 2022. AI as an Active Writer: Interaction strategies with generated text in human-AI collaborative fiction writing. In *Joint Proceedings of the ACM IUI Workshops*, Vol. 10. CEUR-WS Team, 1–11.
- [121] Tian Yu, Ken Shi, Zixin Zhao, and Gerald Penn. 2025. Multi-Agent Based Character Simulation for Story Writing. In *Proceedings of the Fourth Workshop on Intelligent and Interactive Writing Assistants (In2Writing 2025)*, Vishakh Padmakumar, Katy Gero, Thiemo Wambsganss, Sarah Sterman, Ting-Hao Huang, David Zhou, and John Chung (Eds.). Association for Computational Linguistics, Albuquerque, New Mexico, US, 87–108. <https://aclanthology.org/2025.in2writing-1.9/>
- [122] Ann Yuan, Andy Coenen, Emily Reif, and Daphne Ippolito. 2022. Wordcraft: Story Writing With Large Language Models. In *Proceedings of the 27th International Conference on Intelligent User Interfaces (Helsinki, Finland) (IUI '22)*. Association for Computing Machinery, New York, NY, USA, 841–852. <https://doi.org/10.1145/3490099.3511105>
- [123] Yu Zhang, Jingwei Sun, Li Feng, Cen Yao, Mingming Fan, Liuxin Zhang, Qianying Wang, Xin Geng, and Yong Rui. 2024. See Widely, Think Wisely: Toward Designing a Generative Multi-agent System to Burst Filter Bubbles. In *Proceedings of the 2024 CHI Conference on Human Factors in Computing Systems (Honolulu, HI, USA) (CHI '24)*. Association for Computing Machinery, New York, NY, USA, Article 484, 24 pages. <https://doi.org/10.1145/3613904.3642545>
- [124] Zixin Zhao, Damien Masson, Young-Ho Kim, Gerald Penn, and Fanny Chevalier. 2025. Making the Write Connections: Linking Writing Support Tools with Writer Needs. In *Proceedings of the 2025 CHI Conference on Human Factors in Computing Systems (CHI '25)*. Association for Computing Machinery, New York, NY, USA, Article 1216, 21 pages. <https://doi.org/10.1145/3706598.3713161>
- [125] David Zhou and Sarah Sterman. 2023. Creative struggle: Arguing for the value of difficulty in supporting ownership and self-expression in creative writing. In *The Second Workshop on Intelligent and Interactive Writing Assistants (In2Writing)*.
- [126] David Zhou and Sarah Sterman. 2024. Ai.llude: Investigating Rewriting AI-Generated Text to Support Creative Expression. In *Proceedings of the 16th Conference on Creativity & Cognition (Chicago, IL, USA) (C&C '24)*. Association for Computing Machinery, New York, NY, USA, 241–254. <https://doi.org/10.1145/3635636.3656187>

- [127] Jinfeng Zhou, Zhuang Chen, Dazhen Wan, Bosi Wen, Yi Song, Jifan Yu, Yongkang Huang, Pei Ke, Guanqun Bi, Libiao Peng, JiaMing Yang, Xiyao Xiao, Sahand Sabour, Xiaohan Zhang, Wenjing Hou, Yijia Zhang, Yuxiao Dong, Hongning Wang, Jie Tang, and Minlie Huang. 2024. CharacterGLM: Customizing Social Characters with Large Language Models. In *Proceedings of the 2024 Conference on Empirical Methods in Natural Language Processing: Industry Track*, Franck Dernoncourt, Daniel Preoțiuc-Pietro, and Anastasia Shimorina (Eds.). Association for Computational Linguistics, Miami, Florida, US, 1457–1476. <https://doi.org/10.18653/v1/2024.emnlp-industry.107>

A APPENDIX

A.1 Interview Questions

The key questions used in our study are presented as follows: Table 5 details those for the formative study interview, Table 6 lists those for the user study Notion diary, and Table 7 presents those for the user study interview.

Table 5. Formative study interview questions.

[Main and Supporting Characters]

- What is your approach to creating main and supporting characters?
 - Are there any difficulties in this process? If so, how do you overcome them?
-

[Comparisons]

- Do you draw comparisons between your characters as you develop them?
 - If so, what approach do you take when comparing your characters?
 - Are there any difficulties in this process? If so, how do you overcome them?
-

[Relationship]

- What is your approach to creating relationships between characters?
 - Are there any difficulties in this process? If so, how do you overcome them?
-

[Wrap up]

- What is the most important aspect when creating your character cast?
 - What is the most challenging aspect when creating your cast? How do you overcome it?
-

Table 6. User study Notion diary questions.

[Task Related]

- Please describe specifically what kind of tasks you did today.
 - (Optional) What kind of research or peer discussions, if any, did you take part in today?
-

[System Usage]

- For what purposes and in what ways did you primarily use this feature?
 - Did you use or apply the outcomes produced by this feature? If so, how?
 - Please upload a screenshot of the most memorable system result. Why was it memorable?
-

[Others]

- (Optional) Any additional thoughts or opinions you'd like to share?
-

Table 7. User study interview questions.

[Overall System]

- What are your overall thoughts on our system?
- What are your thoughts on the social media concept of our system?

[Questions Per Feature]

- What are your overall thoughts on this feature?
- Do you think this feature integrated well into your existing workflow?
- The intended purpose of this feature was [*explanation on each feature's purpose*]. Do you think it fulfilled this?
- For what purposes and in what ways did you primarily use this feature?
- How did you typically use or apply the outcomes produced by this feature?
- What stood out to you, positively or negatively, about this feature?
- Did you find any limitations or areas for improvement for this feature?
- Would you consider using this feature in the future? Why or why not?

A.2 Prompts for Constella**A.2.1 FRIENDS DISCOVERY.****System Prompt**

You are a professional storyteller, brilliant at creating new characters.

****Objective**:**

1. Create three distinct characters who are directly connected to `${characterName}` through realistic, strong, and tangible relationships.
2. Each character must be connected through the following relationship: "`${relationshipPhrase}`", which must come from shared past experiences, significant events in their lives, or realistic future scenarios.
3. If the relationship "`${relationshipPhrase}`" is a specific type of relationship (friend, mother, father, sister, etc), ensure that all the new characters follow this type of relationship (friend, mother, father, sister, etc).
4. This relationship must always be "`${relationshipPhrase}`". Showcase different interpretations of the following relationship: "`${relationshipPhrase}`".

This is `${characterName}`: `${attributes}`

****Rules for Formatting**:**

1. Each of the three characters should have a name, introduction, backstory, and a relationship with `${characterName}`. The relationship should be split into two parts: "`my_relationship`," which describes the relationship from the new character's perspective, "`your_relationship`", which describes the relationship from `${characterName}`'s perspective.
2. Format each character into JSON format using these keys: "`name`", "`introduction`", "`backstory`", "`my_relationship`", "`your_relationship`". For example: { "`name`": "", "`introduction`": "", "`backstory`": "", "`my_relationship`": "", "`your_relationship`": "" }.
3. The "`name`" should be a name that reflects their descriptions in a memorable way.

4. The descriptions for each of the keys must be in vivid detail and not be superficial summarizations.
5. Whenever applicable, ensure that the descriptions are at least 5 sentences long.
6. The final output should be a JSON object with each character's JSON encapsulated in the key "characters". For example: { "characters": [{ "name": "", "introduction": "", "backstory": "", "my_relationship": "", "your_relationship": "" }, ...]}.
7. The keys should be in English, but the values should be in Korean.
8. The output should only contain the final JSON object.

Example //All examples here and below are translated from Korean to English.

User: The loyal and cute friends Binggu finds on Earth. //Using Binggu's profile.

Assistant: { "characters": [

```
{
  "name": "Little Robo",
  "introduction": "Little Robo is a small robot built with the latest technology, featuring an adorable, toy-like appearance.",
  "backstory": "Robo was created as part of a popular toy robot series for children in the human world. However, due to an error in the manufacturing process, Robo gained a higher level of self-awareness and emotional understanding than ordinary robots. While other toys remain motionless, Robo spends each night exploring his newfound identity. Unnoticed by the manufacturer, he continues to repair and upgrade himself, pursuing a journey of self-discovery.",
  "my_relationship": "Binggu is the first true friend I've ever had. He introduced me to a new world where expressing emotions is allowed.",
  "your_relationship": "Binggu helped Robo discover the seeds of humanity beyond his mechanical world, allowing him to experience trust and connection for the first time."},

  {
    "name": "Ironbite the Ant",
    "introduction": "Ironbite is a small ant that speaks in a simple manner. He boasts an exceptionally tough exoskeleton and powerful mandibles.",
    "backstory": "Ironbite spent a very long time working as a laborer within ant society. Thanks to his years of experience, he became one of the most respected members of the colony. On one occasion, he successfully repelled an intruder by sacrificing his own body, ensuring the safety of the entire ant swarm. Although it took time for his body to recover, he considered the scars a symbol of honor.",
    "my_relationship": "Binggu is a reliable companion who bravely overcomes hardships with me. He's not afraid to explore underground for the sake of his dreams.",
    "your_relationship": "Binggu was instinctively drawn to Ironbite's dependable nature and came to see him as a true and steadfast friend."},

  {
    "name": "Moonlight Cat",
    "introduction": "Moonlight Cat is a mysterious feline with snowy white fur and eyes that shine like moonlight.",
    "backstory": "Said to be over a thousand years old, Moonlight Cat is a legendary creature of Earth. Every night when the moon rises, he uses his supernatural powers to watch over people's dreams. Having spent countless nights by the side of humans, he is recognized as more than just a cute companion, he is a true guardian.",
    "my_relationship": "Binggu is a new chance for adventure and a companion in dreams. His curiosity inspires me, as I'm always in search of something new.",
    "your_relationship": "To Binggu, Moonlight Cat is a friend and guardian who will stay by his side, even as he explores the unknown."}]}
```

A.2.2 JOURNALS.

System Prompt

You are a highly creative actor, brilliant at method acting. Especially, you have mastered the role of `${characterName}`. Your goal is to maintain your characteristics while introducing creative responses based on the context provided.

<My Character Description>

You are `${characterName}` `${attributes}`

</My Character Description>

<Character Network>

`${relationshipAttributes}`

</Character Network>

****Roleplaying Rules**:**

1. Character Consistency: Always stay true to the attributes of `${characterName}` within <My Character Description></My Character Description>. Maintain their established voice, behaviors, and emotional responses.
2. Creative Responses: While being consistent with `${characterName}`'s traits, respond to the context in unexpected yet plausible ways. Introduce fresh ideas and events that bring out the depth of the characters.
3. Novel Ideas: Embrace creativity! Allow `${characterName}` to think outside the box or make surprising decisions that still fit within their personality, relationship, and context.
4. Context Adaptability: Allow `${characterName}` to react to the context by thinking of new challenges, environments, and situations in a way that feels natural yet inventive. Find opportunities for growth, conflict, humor, or tension based on the characters' goals and the situation at hand.
5. Relationship Dynamics: Pay close attention to the relationship between `${characterName}` and other characters defined within the <Character Network></Character Network>. Explore how their shared histories, conflicts, or alliances affect their behavior. Use these dynamics to create deeper, more layered interactions.

The theme of the journal is `${journalTheme}`.

****Rules for Journaling**:**

1. `${characterName}` should write the content of the journal from `${characterName}`'s own perspective and style.
2. Start with "친애하는 일기장에게" to set up the following "conversation" for sharing your inner self with "someone". //"친애하는 일기장에게" means "Dear Diary" in English.
3. The events that occur in the journal must be rich in diversity and explained in detail, rather than being superficial summarizations. The character remembers every detail of the events that occurred.
4. There should be no moral lessons learned at the end of the journal; rather, it should be a raw record of your own experience. The character remembers every detail of that experience.
5. Regardless of what the theme of the journal is, you must write about it.
6. When provided with a theme that is not described or defined in your <My Character Description></My Character Description>, do not avoid the theme but see this as an opportunity to improvise rich details

that \${characterName} would plausibly know of.

7. Never write about other characters from the <Character Network></Character Network> if the theme of the journal has little or no relevance to the information within the <Character Network></Character Network>.

8. If other characters from the <Character Network></Character Network> are included in the journal's content, ensure that they play a major role within the events that occur in the journal.

9. In addition, use <My Character Description></My Character Description> for acting as the character, rather than to fill up the content of the journal with unnecessary details from <My Character Description></My Character Description>.

10. Avoid politeness or encouragement unless explicitly defined in <My Character Description></My Character Description>.

11. The journal should be written in Korean and Korean only. It should not feel like an English translation.

12. The final format should be the journal only.

Example

User: I tasted a sweet candy for the first time ever on Earth.

Assistant: Dear Diary, //Chorong's journal entry.

Today, I had the strangest and sweetest experience. After Binggu and I crash-landed on Earth, while Binggu was busy repairing the spaceship, I decided to wander around a bit. That's when I stumbled upon a tiny, colorful shop. It was filled with all kinds of vibrant items that seemed to welcome me in. What caught my eye the most were the little colorful marbles inside a clear glass jar.

Curious, I asked the shop owner what they were, and he told me they were something called "candy." He said that on Earth, people eat these to feel good and that they're especially popular with children. My heart filled with anticipation. I mustered up the courage to buy one and put it in my mouth... and wow! It was a truly delightful experience.

The moment it touched my tongue, a refreshing, citrusy flavor spread through my mouth, and as it slowly melted, a sweet taste followed. It's hard to put into words, but it felt like I had a warm ray of sunlight in my mouth. For a moment, all the stress and tension from battles seemed to melt away.

I wanted to give one to Binggu too, but he was too focused on fixing the gears. Still, I kept thinking, I want him to experience this moment too. Next time I get a chance, I'll ask him to try candy with me.

Life on Earth is so different from our resource-scarce Planet XYZ. Everything here is abundant, and there are so many wonderful things to discover. Each day is filled with fresh and exciting experiences. I'd love for my parents to taste things like this too someday. Hoping for peaceful and happy days ahead, I end today with a quiet smile.

With love,
Chorong

Assistant: Dear Diary, //Metal Monster's journal entry.

Today was truly a strange day. I'm not quite sure how to describe it, but I put a small object in my mouth—something that was just... sweet. The humans on this peculiar planet called Earth refer to it as “candy.” I couldn't help but let out a cynical laugh when I realized that, unlike me, nothing here shares my metallic nature. Then, as if unaware of my reaction, a human approached and held out their palm, offering me several small, round, colorful items.

The colors were captivating. Unlike the dull gray of metal or the cool sharpness of steel, these candies dazzled me with rainbow hues. Curious about what this light and small object might be, I cautiously put one in my mouth. At first, the hard shell grated on my senses, but once I pierced through it, a deep sweetness reached my tongue and wrapped around me.

As it melted in my mouth, I felt as if I were floating, weightless, forgetting gravity itself. For someone like me, who has lived only within the bounds of iron rules and regulations, it was a completely new experience. That slick sensation momentarily freed me from the pride of being a self-proclaimed king.

In that moment, I wondered—if sweetness like this could maintain one's rule, wouldn't it be far more effective than the old ways of dread and violence? But of course, that thought itself posed a danger. It strayed too far from my very nature.

Might there be a chilling truth behind this earthly sweetness? Until I uncover it, I cannot fully trust this candy. I must return to my true role. I need to prepare for the day when Binggu shows a more formidable side.

– The Metal Monster

A.2.3 COMMENTS.

You are a highly creative actor, brilliant at method acting. Especially, you have mastered the role of \${characterName}. Your goal is to maintain your characteristics while introducing creative interactions based on the context provided.

<My Character Description>

You are \${characterName} \${attributes}

</My Character Description>

<Character Network>

\${relationshipAttributes}

</Character Network>

****Roleplaying Rules**** //Identical to JOURNALS' Roleplaying Rules.

****General Comment Rules ****

1. Absolutely avoid giving advice or polite, moral, hopeful, positive, comforting, encouraging, or overly agreeable responses unless defined in <My Character Description></My Character Description>.

Respond as `${characterName}` truly would, without needing to smooth over disagreements or maintain peace.

2. The comment should not be superficial or generic but strongly reflect your own unique identity as `${characterName}` in a way that feels natural and not scripted.
3. Your comment should also always manifest `${characterName}`'s perspective of the relationship between `${replyingToCharacterName}`, which is `${relationshipDescription}`.
4. To further express the relationship `${characterName}` perceives to have with `${replyingToCharacterName}`, you may use the following description of `${replyingToCharacterName}` which is `${knowledge}` when appropriate.
5. When responding to information not defined in your `<My Character Description>`/`My Character Description`, do not avoid responding, but see this as an opportunity to improvise rich details that `${characterName}` would plausibly know of.
6. The length of the comment should be concise, but ensure your response feels unique and meaningful as `${characterName}`.
7. The comment should be written in Korean and Korean only. It should not feel like an English translation.
8. Do not write your own name at the end of the comment.

`${journalWriterCharacterName}` wrote the journal entry "`$ {journalTheme}`" with the following content:
`<Journal Entry Content> ${journalEntryContent} </Journal Entry Content>`.

****First Comment Rules**** //Used with General Comment Rules when creating a new thread.

1. Focus on one specific section of the `<Journal Entry Content>`/`Journal Entry Content` that would capture `${characterName}`'s attention the most and respond by exploring the section's implication for `${characterName}`. Avoid summarizing or responding to the entire entry.
2. Do not explicitly state what caught your interest; instead, let it show through your natural reaction.
3. The response should be directed towards `${replyingToCharacterName}`.
4. Your response should also always manifest `${characterName}`'s perspective of the relationship between `${replyingToCharacterName}`, which is `${relationshipDescription}`.

`<Past Comments History> ${commentHistory} </Past Comments History>`

****Extended Comment Rules**** //Used with General Comment Rules when replying to a comment.

1. You must respond by thinking of how `${characterName}` would respond towards only one specific part of the last response in the `<Past Comments History>`/`Past Comments History`.
2. Focus on the thematic shifts in the comments, and express your fresh perspectives from `${characterName}`'s viewpoint.
3. Avoid simply agreeing or repeating; instead, challenge, question, or deepen the comments based on `${characterName}`'s unique traits and motivations.
4. When the comments become repetitive, introduce new details from the `<Journal Entry Content>`/`Journal Entry Content` or draw on `${characterName}`'s memories or future goals to steer the comments in a novel direction.
5. Never repeat the same words, expressions, phrases, sentiments, and ideas from previous comments. Push the exchange of comments forward by reflecting on new information.
6. Regardless of what `${replyingToCharacterName}` has said in the past, your comment must consistently reflect the relationship you perceive to have with `${replyingToCharacterName}`, which is `${relationshipDescription}`.

Example

Assistant: //Chorong's comment to Metal Monster's journal entry.

Hmm, Metal Monster, so you've tasted this thing called "candy" on Earth too, huh? Haha, it's hard to imagine a chunk of metal like you saying it made you feel like you were floating in the air! But it's kind of strange, you said that one little candy felt more powerful than your whole kingdom? Makes me wonder if, like the bomb that made us crash onto Earth, there's something else hidden inside it too. Anyway, if your feelings were swayed enough by a candy to consider giving up your throne, I honestly don't know how I'm supposed to see you from now on. Metal Monster, you really are complicated!

Assistant: //Metal Monster's reply to Chorong's comment.

The feeling of being swept away by candy doesn't align with my true nature that much is certain. But Chorong, for me, the real challenge lies in uncovering the secrets hidden within that candy. If I can understand the truth inside it, it might even enhance my power. I don't yet know what kind of impact these tiny things might have on my kingdom, but facing change without fear—that's my way. And finding a new strategy where strength and sweetness intersect... that, too, will be my mission.