

PHONITALE: Phonologically Grounded Mnemonic Generation for Typologically Distant Language Pairs

Sana Kang^{1*} Myeongseok Gwon^{1*} Su Young Kwon^{1*}
Jaewook Lee² Andrew Lan² Bhiksha Raj³ Rita Singh³

¹KAIST ²University of Massachusetts Amherst ³Carnegie Mellon University
{sanakang0615, myeongseok, suyoungkwon}@kaist.ac.kr,
{jaewooklee, andrewlan}@cs.umass.edu, {bhiksha, rsingh}@cs.cmu.edu

Abstract

Vocabulary acquisition poses a significant challenge for second-language (L2) learners, especially when learning typologically distant languages such as English and Korean, where phonological and structural mismatches complicate vocabulary learning. Recently, large language models (LLMs) have been used to generate keyword mnemonics by leveraging similar keywords from a learner’s first language (L1) to aid in acquiring L2 vocabulary. However, most of this research has focused on native English speakers learning other languages, rather than the reverse. In this paper, we present PHONITALE, a novel cross-lingual mnemonic generation system that retrieves L1 keyword sequence based on phonological similarity and uses LLMs to generate mnemonics. We evaluate PHONITALE using both automated metrics and human evaluations, comparing its output to mnemonics created by humans and by previous automated approaches. To assess practical effectiveness, we also conduct a short-term recall test measuring mnemonic helpfulness. Our findings show that PHONITALE performs comparably to human-authored mnemonics. We also highlight key areas for future improvement in mnemonic quality and methodology.

1 Introduction

Vocabulary acquisition remains one of the most persistent challenges for second-language (L2) learners. A classic—and surprisingly durable—strategy is *keyword mnemonic*: learners associate a new L2 lexical item with a familiar first-language (L1) word or phrase whose pronunciation is similar, and then build a vivid verbal or visual scene that links the two (Atkinson and Raugh, 1975). For example, a German learner might associate the word *Flasche* (bottle) with the phonetically similar English word *flashy*, forming the mnemonic *a flashy bottle that stands out from the rest*. This technique leverages

phonological similarity while establishing a memorable semantic connection between the L2 target and L1 knowledge (Lee and Lan, 2023).

Typically, the L1 phrase corresponding to a given L2 term to be memorized is manually designed, however this is a laborious process that scales poorly, necessitating the development of automated mechanisms to compose these phrases. Methods for automated generation of such keywords began with TRANSPHONER, which leverages the International Phonetic Alphabet (IPA) (International Phonetic Association, 1949) and hand-crafted heuristics to retrieve pronunciation-similar L1 keyword for target English words, resulting in significant recall gains (Savva et al., 2014).

Leveraging these methods, recent studies employ large language models (LLMs) for automated keyword generation. SMARTPHONE fed the TRANSPHONER keyword into GPT-3 to automatically generate verbal cues and DALL-E to generate visual cues (Lee and Lan, 2023). Lee et al. (2024) introduced an overgenerate-and-rank approach, where LLMs overgenerate keyword sequences and verbal cues, and then rank them according to multiple different criteria. Balepur et al. (2024) aligned mnemonics with user preferences by fine-tuning Llama 2 for personalization and cost-efficiency.

These prior work focus predominantly on Indo-European L1-L2 language pairs that have substantial phonological overlap (Savva et al., 2014; Lee and Lan, 2023). However, typologically distant language pairs, such as English-Korean, present unique challenges that remain underexplored. English and Korean exhibit four major phonological mismatches that makes mnemonic generation challenging. First, the orthographic systems differ in dimensionality because English prints letters linearly, while Korean arranges jamo into two-dimensional syllable blocks (Park and Li, 2009). Second, Korean forbids consonant clusters within a syllable, so epenthetic vowels must be inserted when adapt-

*These authors contributed equally to this work.

ing cluster-rich English words, which expands the syllable count (Kang, 2003; Kenstowicz, 2005). Third, certain English phonemes such as /θ/ have no direct Korean counterpart and are usually replaced with /s/ or /t/ (Tak, 2012; Kim and Kochetov, 2011). Fourth, the two languages exhibit phonemic contrast differences: Korean employs a three-way lenis, fortis, and aspirated stop contrast, whereas English distinguishes only voiced versus voiceless stops, and treats aspiration as a position-dependent allophone (Kang, 2014; Kang et al., 2022). These fundamental differences complicate the generation of phonologically faithful keyword sequence when Korean speakers learn English.

Contributions

In this paper, we introduce a mnemonic generation system for language learning, PHONITALE. Our approach employs a greedy search through phonetically and syllabically approximated L2 sequences to identify the most suitable L1 keyword sequence. Specifically, we first transliterate L2 phonemes into L1-adapted sequences, segment these into syllables according to L1 phonological constraints, and then select keywords that maximize phonetic similarity while preserving syllabic structure. Unlike previous approaches that rely heavily on LLMs for keyword generation, we utilize LLMs only for verbal cue generation, while our specialized modules handle the cross-lingual phonological alignment. This design addresses the unique challenges posed by typologically distant languages, improves scalability, and mitigates the risk of hallucinations. Through systematic evaluation including both automated metrics and human studies with short-term recall tests, we demonstrate that PHONITALE achieves comparable performance to human-authored mnemonics.

2 Problem Statement

PHONITALE performs the task of retrieving cross-lingual phonologically similar keyword sequence and using them to construct a verbal cue for a given target word, following the process illustrated in Figure 1. Let $w_{L2} \in \mathcal{V}_{L2}$ be a word in the L2, and let ℓ denote its meaning. The goal is to retrieve a L1 keyword sequence $\mathcal{W}_{L1} = (w_1^*, w_2^*, \dots) \in \mathcal{V}_{L1}$ that are phonologically similar to segments of w_{L2} , and to use \mathcal{W}_{L1} to construct a verbal cue $c^* \in \mathcal{C}$, where \mathcal{C} is the space of natural-language expressions in L1.

Retrieving phonologically similar keyword se-

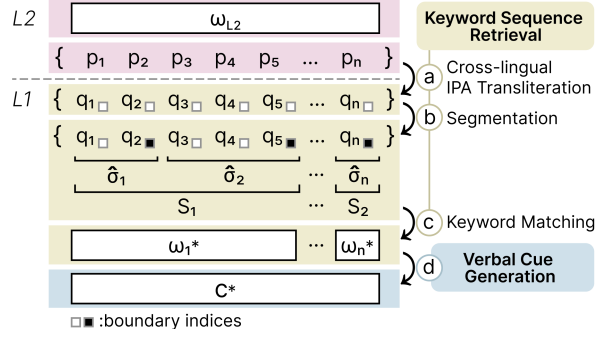


Figure 1: Problem formulation of the PHONITALE system. Phase 1, keyword sequence retrieval, comprises (a) IPA transliteration, (b) segmentation, and (c) keyword matching. Phase 2, (d), performs verbal cue generation.

quence begins by extracting the phoneme sequence of the L2 word, denoted $P_{L2} = (p_1, p_2, \dots, p_m)$, where each $p_j \in \Sigma_{L2}$, the L2 phoneme inventory. This sequence is then transliterated into an L1-adapted phoneme sequence $\hat{P}_{L1} = (q_1, q_2, \dots, q_n)$, with $q_i \in \Sigma_{L1}$ as shown in Figure 1a, to approximate the L2 pronunciation using L1 phonological constraints.

Next, the adapted sequence is syllabified according to L1 phonological constraints. The syllabification process is non-deterministic, with multiple possible ways to divide the phoneme sequence. Each division creates different phoneme graphs that represent potential syllabification paths. From these multiple possibilities, a single path is selected that most closely aligns with L1 phonological patterns. This process yields the syllable sequence $\hat{\sigma} = (\sigma_1, \sigma_2, \dots, \sigma_l)$.

These syllables are then grouped into k segments S_1, S_2, \dots, S_k using predefined partitioning rules. Each segment S_i consists of one or more complete syllables and is defined by boundary indices $0 = b_0 < b_1 < \dots < b_k = l$ such that $S_i = (\sigma_{b_{i-1}+1}, \sigma_{b_{i-1}+2}, \dots, \sigma_{b_i})$. The complete segmentation process is represented in Figure 1b.

Subsequently, each segment S_i is then mapped to a keyword $w_i^* \in \mathcal{V}_{L1}$ whose pronunciation closely resembles S_i according to our phonological similarity criterion, as illustrated in Figure 1c. Finally, the verbal cue c^* is generated by embedding the keyword sequence \mathcal{W}_{L1} in a natural-language expression that helps the learner associate the form of the L2 word with its meaning ℓ , completing the process shown in Figure 1d. The complete output is the pair (\mathcal{W}_{L1}, c^*) , which together support recall of the L2 word through phonological association.

3 Methodology

We divide the task into two phases: first, retrieving \mathcal{W}_{L1} for a given w_{L2} using our keyword sequence retrieval component; and second, using LLMs to generate verbal cues from \mathcal{W}_{L1} , selecting the most coherent cue based on a ranking criterion.

3.1 Keyword Sequence Retrieval

We implement three modules by following the three steps of transforming w_{L2} into \mathcal{W}_{L1} .

3.1.1 Cross-lingual IPA Transliteration

In the IPA transliteration module, we convert L2 phoneme sequence P_{L2} of w_{L2} into their L1-adapted sequence P_{L1} . We utilize a neural sequence-to-sequence architecture with attention for the transduction task. We employ a bidirectional LSTM encoder and a unidirectional LSTM decoder, each with 256 hidden units (Bahdanau et al., 2014). The encoder processes P_{L2} , capturing contextual information from both directions to produce a 512-dimensional representation, which the decoder uses to generate \hat{P}_{L1} .

We train the module by combining cross-entropy loss (\mathcal{L}_{CE}) and contrastive loss (\mathcal{L}_{cont}):

$$\mathcal{L}_{CE} = - \sum_{t=1}^T \log P(y_t | y_{<t}, \mathbf{x}) \quad (2)$$

$$\mathcal{L}_{cont} = 1 - \frac{\mathbf{z}_{enc} \cdot \mathbf{z}_{dec}}{\|\mathbf{z}_{enc}\|_2 \cdot \|\mathbf{z}_{dec}\|_2} \quad (3)$$

The \mathcal{L}_{CE} ensures token-level generation accuracy, while the \mathcal{L}_{cont} promotes phonological consistency by aligning the encoder and decoder representations, \mathbf{z}_{enc} and \mathbf{z}_{dec} , which are obtained by projecting their outputs into a shared embedding space via a lightweight feedforward layer. We combine these losses as a weighted sum, $\mathcal{L}_{total} = \mathcal{L}_{CE} + \lambda \cdot \mathcal{L}_{cont}$, where we set $\lambda = 0.1$. We determined this weighting coefficient by analyzing the transliteration quality between \hat{P}_{L1} and ground-truth L1-adapted phoneme sequence P_{L1} on our development set.

3.1.2 Segmentation

In our segmentation module, we predict k contiguous phoneme segments S from \hat{P}_{L1} through a two-stage process. The first stage segments \hat{P}_{L1} into a syllable sequence $\hat{\sigma} = (\sigma_1, \sigma_2, \dots, \sigma_l)$, where each $\sigma_i \in \Sigma_{L1}^+$ constitutes a valid L1 syllable. We assign binary labels to token positions in P_{L1} to indicate syllable boundaries, utilizing a bidirectional

LSTM network with 256 hidden units in each direction. The network processes embedded IPA tokens augmented with binary vowel masks that signal potential syllabic nuclei (Mayer and Nelson, 2020).

The second stage combines these syllables into at most two segments (S_1, S_2) for lengthy w_{L2} words, addressing the fundamental challenge that one-to-one mapping with \mathcal{W}_{L1} proves ineffective due to phoneme combinations or syllable structures in L2 that are absent in L1 (Daland and Zuraw, 2013). This binary constraint prevents excessive fragmentation while preserving phonetic similarity and phonological coherence. The resulting segment sequence serves as input to the subsequent keyword sequence retrieval module, facilitating phonologically informed matching between w_{L2} and \mathcal{W}_{L1} .

3.1.3 Keyword Matching

In the keyword matching module, we calculate phonological similarity between each segment S_i and potential \mathcal{W}_{L1} from \mathcal{V}_{L1} to identify the most suitable matches. We convert phoneme sequences into 22-dimensional phonological feature vectors using PanPhon (Mortensen et al., 2016), capturing distinctive phonological characteristics. The similarity between a segment S_i and a candidate keyword $\mathcal{W}_{L1,i}$ from Korean dictionary dataset (Ha, 2023) is computed using the cosine similarity of their phonological feature embeddings with a structural alignment adjustment:

$$\phi(S_i, \mathcal{W}_{L1,i}) = \cos(\mathbf{v}(S_i), \mathbf{v}(\mathcal{W}_{L1,i})) + \Delta_{\text{structural}} \quad (4)$$

where $\mathbf{v}(\cdot)$ represents the phonological feature embedding function and $\Delta_{\text{structural}}$ provides structural alignment adjustments.

While cosine similarity captures general phonological resemblance, this metric fails to account for syllable-level perception critical to Korean speakers (Siew et al., 2021; Lee and Taft, 2017; Yoon and Bolger, 2015; Kang, 2003). We incorporate four structural alignment adjustments in $\Delta_{\text{structural}}$: syllable overlap, initial-syllable match, early-phone alignment, and substring inclusion. Korean speakers perceive words as syllable bundles rather than phoneme strings, necessitating these adjustments to align our similarity function with native phonological perception processes. The initial-syllable match receives the highest weighting due to its greater perceptual significance in word recognition (Lee and Taft, 2017).

Using the similarity function ϕ , we pick the best

keyword $\mathcal{W}_{L1,i}$ for each segment S_i by

$$\mathcal{W}_{L1,i}^* = \arg \max_{w \in \mathcal{V}_{L1}} \phi(S_i, w), \quad (5)$$

and score an entire segmentation by averaging each segment’s top match:

$$\frac{1}{m} \sum_{i=1}^m \max_{k \in \mathcal{V}_{L1}} \text{sim}(S_i, \mathcal{W}_{L1,i}). \quad (6)$$

This ranking process identifies the best keyword sequence $\mathcal{W}_{L1} = (w_1^*, w_2^*)$ from our predefined segmentation candidates, selecting the keyword sequence that maximizes phonological similarity between the L2 word and the L1 keyword sequence.

3.2 Verbal Cue Generation

The verbal cue generation component builds upon Lee et al. (2024), while introducing methodological refinements specific to the Korean-English language pair. We implement two major modifications to adapt the approach to a cross-lingual setting.

First, in the prompt, we eliminate the two-step approach used in Lee et al. (2024) which first generates a story and then summarizes that story to produce a verbal cue. While this approach aims to preserve keyword sequence in complex verbal cues, our cross-lingual setting with only two keywords, making this constraint unnecessary. We therefore directly generating without summarization which we validate through ablation studies presented in Section 5.4 (Appendix Table 5 for the prompt).

Second, we discard the Age-of-Acquisition (AoA) ranking criterion from Lee et al. (2024) as it does not generalize effectively to cross-lingual contexts. The AoA of a word in L2 fails to reliably reflect its familiarity in L1. We retain only the context completeness criterion, calculating this by masking the target word in the verbal cue and prompting GPT-4o to generate five probable candidates. We then compute the average cosine similarity between FastText (Bojanowski et al., 2016) embeddings of these candidates and the target word, trained on Korean corpus data (Lee, 2020). This approach quantifies how effectively the verbal cue provides context for learning the target word’s meaning.

4 Keyword Sequence Retrieval Validation

In this section, we validate each module of our keyword sequence retrieval system. We first describe our datasets for training and evaluation, then present detailed results for each module.

4.1 Dataset

We construct a training dataset comprising 2,870 English-Korean word pairs with aligned IPA transcriptions. English vocabulary items originate from standardized GRE preparation materials, including official Educational Testing Service guides and commercial preparation resources (Magoosh, 2021; Princeton Review, 2020). Our dataset features English words, their Korean transliteration equivalents, English IPA transcriptions, and Korean IPA transcriptions. We extract Korean transliterations from the AHA Dictionary (Aha Dictionary, 2022) and convert these transliterations to Korean IPA using the rule-based *hangul_to_ipa* tool (Nam, 2021), which implements standard Korean phonological processes (Shin et al., 2012). Finally, we verify and segment the Korean IPA representations according to syllabic boundaries, creating aligned syllable-level annotations between the English and Korean IPA forms.

For test dataset, we use the book KSS (Gyeong, 2020) as our baseline for human-authored verbal cues, which are designed for native Korean speakers learning English. The vocabulary in this book targets advanced-level standardized tests, including government employee entrance exams, university transfer admissions, the TOEFL (Educational Testing Service), and the TEPS (Seoul National University). From this vocabulary, we construct a test set of 36 words sampled from the book.

4.2 Cross-lingual IPA Transliteration

We validate the module using two metrics: Character Error Rate (CER) and Exact Match Rate (EMR). CER quantifies the proportion of character-level errors, including insertions, deletions, and substitutions, between the predicted output and the reference. This metric effectively captures fine-grained phonological discrepancies, which is important for transliteration tasks involving languages with complex phonotactics or lacking clear word boundaries. EMR measures the percentage of outputs that exactly match the reference sequences. It serves as a strict criterion for evaluating whether the model produces completely accurate transliterations. Our model achieves a CER of 3.95% and an EMR of 75.56% for the train data set.

To understand how our model addresses the phonological divergence between English and Korean, we analyze attention patterns (See Appendix Figure 6). The visualizations reveal the model’s

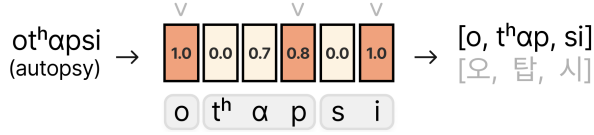


Figure 2: Visualization of the predicted syllable sequence of the English word “autopsy”. For /otʰapsi/, the model assigns high boundary probabilities after o, p, and i, segmenting the sequence into [o, tʰαp, si].

strategies for managing cross-linguistic challenges: English affricates decompose into multiple Korean consonants; compatible sounds maintain one-to-one mappings; English diphthongs expand to accommodate Korean’s vowel inventory; and syllable structures adapt to conform to Korean phonotactic constraints. These patterns confirm the model’s ability to dynamically adjust its mapping strategy based on input characteristics.

4.3 Segmentation

We validate the module using boundary-level F1 score, which measures the model’s precision and recall in identifying syllable boundaries. Since this module processes the output from the preceding transliteration component, we establish ground truth through manual annotation.

Figure 2 illustrates representative output from our model. For L1-adapted phoneme sequence derived from the English word “autopsy” (IPA: [otʰapsi]), the model assigns boundary probabilities that accurately segment this sequence into phonologically valid Korean syllables.

Our model achieves a perfect boundary-level F1 score of 1.00 when compared to these manually annotated boundaries on the system’s transliteration outputs. This result indicates exceptional precision in identifying syllable junctures within the predicted L1-adapted phoneme sequence.

4.4 Keyword Matching

We validate the module by performing an ablation study on the structural alignment adjustment term to assess its contribution to our similarity function ϕ . The experimental results confirm that this component significantly improves syllable-level matching, which constitutes a critical factor for Korean phonological perception (Siew et al., 2021).

The comparison between retrieval methods shows clear differences in outcome quality. For the English word “demolish” (IPA: [dɪməlaɪʃ]), the cosine similarity approach alone retrieves Korean keyword sequence with IPA transcriptions /pi.mil.li/

and /ʃwi/, whereas our complete similarity function identifies Korean keyword sequence transcribed as /tɛ.mul.lim/ and /ʃwi/. Similarly, for “reckon” (IPA: [rɛkən]), the cosine-only method produces Korean keyword sequence with IPA representations /nɛ/ and /kʰan/, while our enhanced approach yields Korean keyword sequence represented as /lɛ.gɛ/ and /kʰan.sɛp/. These examples confirm that our weighting mechanism successfully prioritizes syllable matching as intended.

The structural alignment adjustment enables our model to identify keyword sequence that preserve syllabic structure and phonological patterns aligned with Korean perceptual tendencies, even when this preservation necessitates selection of candidates with slightly greater overall phonological distance.

5 Automated Evaluation

In the following sections, we detail how we evaluate the quality of the keyword sequence generated using PHONITALE, and we also discuss how we evaluate the quality of the generated verbal cues.

5.1 Dataset

We use same dataset mentioned in 4.1 for evaluation. We replicate Lee et al. (2024) in a same way for generating cross-lingual verbal cues, except that we translate prompts that were originally written in English with in-context examples for English-to-English learning into Korean, and use in-context examples from KSS to compare with PHONITALE. Hereafter, we refer to the human-authored book as **KSS**, Lee et al. (2024) as **OGR**, and PHONITALE as **PHT**.

5.2 Metrics

5.2.1 Keyword Sequence

We evaluate quality on the following three aspects: phonetic similarity, keyword omission, and keyword modification. We evaluate phonetic similarity using our IPA-based contrastive model, which measures how closely the concatenated Korean keyword sequence resemble sound of the English target word.

We define keyword omission as the proportion of proposed keyword sequence that are missing from the generated verbal cue relative to the total keyword count. Since the mnemonic method depends on combining multiple keywords to approximate the target word, omitting even one can disrupt the intended phonetic connection.

We also track keyword modification, which represents the ratio of keywords that appear in altered forms relative to the total keyword count. These modifications can shift pronunciation away from the target word and weaken the mnemonic link. (See Appendix Table 6 for examples.)

5.2.2 Verbal Cue

We evaluate the quality of verbal cue on *context completeness* and *perplexity* following Lee et al. (2024). Again, as we do not use the imageability metric for keyword sequence, we also do not calculate the imageability score of the verbal cue.

We calculate context completeness as in Section 3.2, while we calculate perplexity as a proxy for coherence, using KoGPT2-base-v2 (SKT, 2021), OpenAI’s GPT-2 pretrained on large-scale Korean text data and adapted for natural language understanding and generation tasks in Korean.

5.3 Results

Table 1 shows that PHT achieves superior performance compared to other methods in the evaluation of both keyword and verbal cue quality.

5.3.1 Keyword Sequence

OGR, relying on LLMs for generating keyword sequence, frequently includes keywords that either do not exist in standard lexicons or lack everyday usage frequency. This results in substantial modifications when the keyword sequence is converted to verbal cues. Further, the modifications reduce the phonetic similarity with target English words.

KSS, authored by human, one possible reason for the low phonetic similarity stems from incorporating L2 morphological elements such as prefixes (e.g., “in-”, “re-”) and suffixes (e.g., “-cracy”) instead of using L1 keywords. Although these elements appear in the keyword sequence, L1 learners need to interpret them in Korean during memorization. For instance, even when re (meaning “again”) is included as part of a keyword, learners must mentally translate it into the Korean equivalent of “again” during the association process. The added step of translation increases cognitive distance and reduces the phonetic similarity between the verbal cue and the target L2 word.

5.3.2 Verbal Cue

OGR shows relatively lower performance in context completeness compared to other methods due to its excessive use of keywords. Since OGR focuses on splitting the target word into as many

syllables as possible, the number of keywords corresponds to the number of syllables. Even with modified keywords not in standard lexicons or common use, it is generally difficult to generate natural and coherent context that effectively hints at the meaning of the target word.

For example, for the target word *frivolous*, OGR generates the keyword sequence p^hurwn (blue), pal (field), and losw (Ross). The keyword sequence show in the verbal cue as: “The reckless woman who was scolded by *Ross* in the *blue field*,” with perplexity score 689.3. On the other hand, PHT retrieves the keyword sequence p^hiri (flute) and pal-ladw (Ballad), shown in the cue as: “He, who was singing a *ballad* in time with the sound of the *flute*, acted rashly,” with perplexity score of 231.0, which confirms that using two segments, as discussed in Section 3.1.2, achieves better performance in cross-lingual setting.

Following the highest perplexity score observed with OGR, which results from the use of unconventional keywords, KSS shows the next highest score. This is most likely due to the incorporation of L2 morphological elements in the keywords, as mentioned earlier. These incorporations introduce irregularities that make the model harder to predict, resulting in higher perplexity scores.

5.4 Ablation Studies

We conduct ablation studies on two key aspects: the prompts used for verbal cue generation and the models employed to generate these cues.

5.4.1 Prompts

Table 2 shows a result on ablating prompt for generating verbal cues. As discussed in Section 3.2, OGR uses two-step approach of generating a story then summarizing while PHT generates verbal cue right away. The result shows that PHT achieves better performance on both metrics, indicating that the two-step approach might be beneficial for English-only or verbal cue generations that require multiple keywords. However, in our cross-lingual setting, where there are only two keywords, generating verbal cue right away generates a better verbal cue.

5.4.2 Language Model

Table 3 shows a result on ablating language models for verbal cue generation. We utilize EXAONE3.5:32B, a 32-billion parameter open-sourced model with enhanced performance on Korean language tasks (Research et al., 2024) to test

Method	Phonetic [↑]	Omission [↓]	Modification [↓]	Context [↑]	Perplexity [↓]
KSS	0.74	3.7%	-	0.38	553.92
OGR	0.86	3.4%	24.8%	0.29	691.01
PHT	0.95	0%	3.3%	0.39	433.41

Table 1: Comparative analysis of metrics on keyword sequences and verbal cues. The keyword modifications of KSS was omitted because it does not provide information on the generation processes of keyword sequences and verbal cues.

Prompt	Context [↑]	Perplexity [↓]
OGR	0.29	490.13
PHT	0.39	433.41

Table 2: Comparison of verbal cue quality metrics using different prompt strategies while keeping all other components same as in the PHT system.

Model	Context [↑]	Perplexity [↓]
EXAONE3.5	0.38	450.30
GPT-4o (PHT)	0.39	433.41

Table 3: Ablation results on verbal cue generation using different models.

the language models suited for Korean language tasks can be an alternative for GPT4-o. The results shows that EXAONE3.5 achieves comparable performance on context completeness, and higher perplexity than GPT-4o. These results suggest that EXAONE-3.5 is a viable alternative, particularly when considering the cost and accessibility advantages of open-source models over proprietary ones.

6 Human Evaluation

6.1 Participants

We recruit Korean-native adults with intermediate English proficiency through university communities and LinkedIn. During the screening process, we also balance the participants’ proficiency levels across groups. After screening, we assign a total of 51 individuals, with 17 in each of the experimental groups: KSS, OGR, and PHT (see Appendix Section D.1 for details).

6.2 Evaluation Setup

We design our evaluation to jointly assess short-term recall (Ellis and Beaton, 1993; Savva et al., 2014; Lee and Lan, 2023) and participant preference ratings (Lee et al., 2024), to measure whether the verbal cues are helpful and whether learners prefer them. We implement a web platform to conduct an experiment comprising learning, testing, and feedback phases, where the learning phase differs

across groups by presenting keyword sequences and verbal cues specific to each condition.

6.3 Evaluation Procedure

Participants complete three rounds of learning and testing, consisting of 12 English words. In the learning phase, they are presented with the English word, its Korean meaning, audio pronunciation, Korean keyword sequence, and a verbal cue. The testing includes two tasks: recognition (recalling the meaning of the English word) and generation (producing the English word). In the feedback phase, participants rate each verbal cue on three aspects on a 5-point Likert scale: *helpfulness*, *coherence*, and *imageability* (See Appendix D.2 for procedure).

6.4 Metrics

6.4.1 Correctness

We assess the correctness of recognition and generation response using LLM-as-judge (GPT-4o) (Chiang and yi Lee, 2023). Previously, Savva et al. (2014) employ Levenshtein distance for assessing correctness. However, as the responses from recognition might involve synonym usage, minor part-of-speech variations, or unintentional typos, relying solely on surface-level string similarity metrics like Levenshtein distance may lead to misleading evaluations. Therefore, we adopt a more semantically aware approach by leveraging GPT-4o as a judge to assess the alignment between the model output and the answer (See Appendix D.4.1 for details).

6.4.2 Preference Ratings

We adopt the three criteria from Lee et al. (2024), except that we replaced usefulness with helpfulness to assess how much each cue aided memorization, rather than measuring usefulness in the absence of a recall test. Helpfulness measures how effective the cue is for memorizing the English word. Coherence measures the logical soundness of the verbal cue. Imageability measures how well the cue evokes vivid imagery in the participant’s mind.

6.5 Results

6.5.1 Correctness

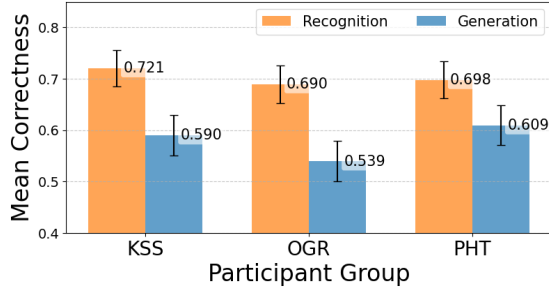


Figure 3: Mean correctness scores by participant group. Error bars indicate standard error.

Figure 3 shows correctness scores for both recognition and generation tasks across groups. In the recognition task, KSS achieves the highest correctness, followed by PHT and OGR. However, statistical tests indicate no significant differences between the groups. In the generation task, PHT achieves the highest correctness, followed by KSS and OGR. Analysis shows that PHT significantly outperforms OGR ($p < .05$), while the difference between PHT and KSS is not statistically significant.

These results highlight two key points. First, PHT performs comparably to human-authored cues, suggesting that LLM-generated prompts can be as effective as those created by humans. Second, our focus on phonetic alignment, rather than imageability, proves beneficial in the context of Korean-English vocabulary learning.

6.5.2 Preference Ratings

Group	Helpfulness	Coherence	Imageability
KSS	3.50 (1.41)	3.64 (1.42)	3.68 (1.39)
OGR	2.35 (1.40)	2.33 (1.37)	2.41 (1.41)
PHT	2.40 (1.26)	2.26 (1.21)	2.44 (1.23)

Table 4: Comparison of mean (standard deviation) of 5-point Likert scale participant ratings by group.

Table 4 shows preference ratings across groups. The KSS’s ratings are statistically significantly higher than the others across all three criteria ($p < .001$), indicating that participants prefer human-authored cues over LLM-generated ones.

PHT receives higher ratings than OGR for helpfulness and imageability, while OGR was rated higher for coherence. However, these differences were not statistically significant. Notably, although PHT achieves significantly higher correctness during the generation phase, this does not correlate to helpfulness - consistent with prior work showing subjective preference does not always correlate with verbal cue effectiveness (Balepur et al., 2024).

In terms of coherence, OGR receives higher ratings because its cue generation transforms a meaningless keyword into a meaningful word, as shown in high modification rate, providing greater flexibility and resulting in more logically coherent cues.

6.5.3 Case Study

We qualitatively analyze cases where PHT achieves a higher score than KSS and vice versa. The cases where PHT scores higher often involve words containing the consonant /r/, such as *reckon* and *render*. PHT uses the first keyword starting with phoneme /l/, which is phonetically close to /r/. However, KSS uses initial keyword starting with /n/, which is more distant in terms of onset alignment. The same pattern occurs with the second keyword.

KSS tends to score higher in cases where lexical flexibility is required, such as with the words *felon* and *mayhem*. KSS uses the first keyword “to beat” in its conjugated verb form, while PHT uses the first keyword *Peleus*, a Greek hero. Notably, OGR also uses the same keyword as KSS, highlighting the limitations of a fixed dictionary compared to the flexibility of human or LLM-generated creativity. These findings suggest that future improvements involve increasing the variety of words in the dictionary pool. (See Appendix D.5 for details).

7 Conclusion and Future Works

In this paper, we introduced PHONITALE, a novel system combining keyword sequence retrieval with verbal cue generation. Automated and human evaluations show that our approach performs comparably to human-authored cues and outperforms the method proposed by Lee et al. (2024). Furthermore, recall tests indicate our system achieves similar accuracy in recognition and statistically higher performance in generation. These results suggest that our strategy of leveraging phonetic similarity for mnemonic generation is effective.

Future research opportunities include: (1) incorporating flexible part-of-speech handling in our keyword sequence retrieval mechanism to improve phonological matches; (2) extending our system to diverse language pairs with varying structural characteristics; and (3) evaluating long-term retention effects in longitudinal studies. These developments will advance mnemonic generation systems for language learners across multiple language families.

Limitations

Our investigation exhibits four primary constraints. First, we limit our research scope to English-Korean language pairs, necessitating future adaptations for other language combinations with distinct phonological structures and orthographic systems. The cross-lingual IPA transliteration module requires language-specific modifications to accommodate diverse phoneme inventories and phonetic constraints. Second, our evaluation methodology assesses only short-term recall performance rather than longitudinal retention. Future research requires delayed post-tests to evaluate long-term memory consolidation and mnemonic durability. Third, our vocabulary selection derives from standardized test materials targeting advanced-level English learners, potentially limiting PHONITALE's applicability for beginning learners acquiring common vocabulary. The system's efficacy may vary with lexical complexity and syllabic structure. Fourth, our Korean dictionary dataset contains only base forms of verbs without their various conjugated forms such as past tense, future tense, or other inflections. This limitation reduces the lexical diversity of potential keywords and constrains our ability to generate more natural-sounding verbal cues.

Ethics Statement

We conduct all human participant experiments in accordance with ethical guidelines after obtaining approval from our Institutional Review Board (IRB). Prior to participation, we present subjects with comprehensive consent forms detailing potential risks, anticipated benefits, expected time commitment, experimental activities, and compensation structure. All participants provide informed consent by acknowledging these terms before experiment commencement. The compensation structure aligns with local wage standards, with participants receiving between KRW 9,000 and 12,000 (approximately USD 6.50-8.70) based on the duration and complexity of their participation.

References

- Aha Dictionary. 2022. Aha dictionary. <http://aha-dic.com/>. Accessed: 2023-04-15.
- Richard C. Atkinson and Michael R. Raugh. 1975. [An application of the mnemonic keyword method to the](#)

[acquisition of a russian vocabulary](#). *Journal of Experimental Psychology: Human Learning and Memory*, 1(2):126–133.

- Dzmitry Bahdanau, Kyunghyun Cho, and Yoshua Bengio. 2014. Neural machine translation by jointly learning to align and translate. *arXiv preprint arXiv:1409.0473*.
- Nishant Balepur, Matthew Shu, Alexander Hoyle, Alison Robey, Shi Feng, Seraphina Goldfarb-Tarrant, and Jordan Boyd-Graber. 2024. [A SMART Mnemonic Sounds like “Glue Tonic”: Mixing LLMs with Student Feedback to Make Mnemonic Learning Stick](#). *Preprint*, arXiv:2406.15352.
- Piotr Bojanowski, Edouard Grave, Armand Joulin, and Tomas Mikolov. 2016. Enriching word vectors with subword information. *arXiv preprint arXiv:1607.04606*.
- Cheng-Han Chiang and Hung yi Lee. 2023. [Can large language models be an alternative to human evaluations?](#) *Preprint*, arXiv:2305.01937.
- CMU. 1993. Free pronouncing dictionary of english. <http://www.speech.cs.cmu.edu/cgi-bin/cmudict?stress=-s&in=CITE>. Accessed: 2025-05-17.
- Robert Daland and Kie Zuraw. 2013. Does Korean defeat phonotactic word segmentation? In *Proceedings of the 51st Annual Meeting of the Association for Computational Linguistics (Volume 2: Short Papers)*, pages 873–877, Sofia, Bulgaria. Association for Computational Linguistics.
- Educational Testing Service. Toefl® test - test of english as a foreign language. <https://www.ets.org/toefl>. Accessed: 2025-05-06.
- Nick C Ellis and Alan Beaton. 1993. Psycholinguistic determinants of foreign language vocabulary learning. *Language learning*, 43(4):559–617.
- Sunsik Gyeong. 2020. *KSS English Vocabulary: Government employee entrance exams, University transfer admissions, the TOEFL, and the TEPS Revised Edition*. KSSEDU, Seoul. Revised Edition.
- Chris Ha. 2023. Basic korean dictionary. https://huggingface.co/datasets/hac541309/basic_korean_dict. Accessed: 2025-05-16.
- International Phonetic Association. 1949. *The Principles of the International Phonetic Association: Being a Description of the International Phonetic Alphabet and the Manner of Using It, Illustrated by Texts in 51 Languages*. International Phonetic Association, London. Supplement to Le Maître Phonétique, January-June 1949.
- Yoonjung Kang. 2003. Perceptual similarity in loan-word adaptation: English postvocalic word-final stops in korean. *Phonology*, 20(2):219–273.

- Yoonjung Kang. 2014. [Voice onset time merger and development of tonal contrast in seoul korean stops: A corpus study](#). *Journal of Phonetics*, 45:76–90.
- Yoonjung Kang, Jessamyn Schertz, and Sungwoo Han. 2022. [The Phonology and Phonetics of Korean Stop Laryngeal Contrasts](#), page 215–247. Cambridge Handbooks in Language and Linguistics. Cambridge University Press.
- Michael Kenstowicz. 2005. [The phonetics and phonology of korean loanword adaptation](#).
- Kyumin Kim and Alexei Kochetov. 2011. [Phonology and phonetics of epenthetic vowels in loanwords: Experimental evidence from korean](#). *Lingua*, 121:511–532.
- Chang H Lee and Marcus Taft. 2017. Syllable-based phonological processes in korean word recognition. *Language and Cognitive Processes*, 32(1):1–20.
- Jaewook Lee and Andrew Lan. 2023. Smartphone: Exploring keyword mnemonic with auto-generated verbal and visual cues. In *International Conference on Artificial Intelligence in Education*, pages 16–27. Springer.
- Jaewook Lee, Hunter McNichols, and Andrew Lan. 2024. [Exploring automated keyword mnemonics generation with large language models via overgenerate-and-rank](#). In *Findings of the Association for Computational Linguistics: EMNLP 2024*, pages 5521–5542, Miami, FL, USA.
- Minchul Lee. 2020. Corpus for sentiment analysis. <https://github.com/bab2min/corpus/tree/master/sentiment>. Accessed: 2025-05-16.
- Magoosh. 2021. *GRE Prep by Magoosh*. Magoosh Online Test Preparation.
- Connor Mayer and Max Nelson. 2020. Syllable detection and segmentation using temporal convolutions. In *Proceedings of the 12th Language Resources and Evaluation Conference*, pages 3704–3713.
- David R Mortensen, Patrick Littell, Akash Bharadwaj, Kartik Goyal, Chris Dyer, and Lori Levin. 2016. Panphon: A resource for mapping ipa segments to articulatory feature vectors. In *Proceedings of COLING 2016, the 26th International Conference on Computational Linguistics: Technical Papers*, pages 3475–3484.
- mphilli. 2018. [eng-to-ipa](#): English to ipa transcription library. <https://pypi.org/project/eng-to-ipa/>. Python package that utilizes the Carnegie-Mellon University Pronouncing Dictionary.
- Stanley Nam. 2021. [hangul_to_ipa](#): Korean hangul to ipa converter. https://github.com/stannam/hangul_to_ipa. Accessed: 2023-04-15.
- Changho Park and Ping Li. 2009. *Visual processing of Hangul, the Korean script*, page 379–389. Cambridge University Press.
- Princeton Review. 2020. *Cracking the GRE*. Princeton Review.
- LG AI Research, Soyoung An, Kyunghoon Bae, Eunbi Choi, Kibong Choi, Stanley Jungkyu Choi, Seokhee Hong, Junwon Hwang, Hyojin Jeon, Gerard Jeongwon Jo, Hyunjik Jo, Jiyeon Jung, Youn-tae Jung, Hyosang Kim, Joonkee Kim, Seonghwan Kim, Soyeon Kim, Sunkyoung Kim, Yireun Kim, Yongil Kim, Youchul Kim, Edward Hwayoung Lee, Haeju Lee, Honglak Lee, Jinsik Lee, Kyungmin Lee, Woohyung Lim, Sangha Park, Sooyoun Park, Yongmin Park, Sihoon Yang, Heuiyeon Yeen, and Hyeongu Yun. 2024. [Exaone 3.5: Series of large language models for real-world use cases](#). *Preprint*, arXiv:2412.04862.
- Manolis Savva, Angel X. Chang, Christopher D. Manning, and Pat Hanrahan. 2014. [Transphoner: Automated mnemonic keyword generation](#). In *Proceedings of the SIGCHI Conference on Human Factors in Computing Systems (CHI '14)*, pages 3725–3734.
- Seoul National University. Teps - test of english proficiency developed by seoul national university. <https://www.teps.or.kr>. Accessed: 2025-05-06.
- Jiyoung Shin, Jieun Kiaer, and Jaeun Cha. 2012. [Phonological rules of korean \(i\)](#). In *The Sounds of Korean*, chapter 8. Cambridge University Press, Cambridge, UK. Published online: 05 November 2012.
- Cynthia S.Q. Siew, Kwangoh Yi, and Chang H. Lee. 2021. [Syllable and letter similarity effects in korean: Insights from the korean lexicon project](#). *Journal of Memory and Language*, 116:104170.
- SKT. 2021. Kogpt2: Korean gpt-2 pretrained cased. <https://github.com/SKT-AI/KoGPT2>. Accessed: 2025-05-16.
- Jin-Young Tak. 2012. [Variations in english loanword adaptation in korean phonology: Attributable to the borrowing language’s internal grammar or speech perception?](#) *The Journal of English Language and Literature*, 58:541–563.
- Hyesook Yoon and Donald J Bolger. 2015. Perceptual similarity in korean word recognition: An analysis of onset and rime similarities. *Journal of Cognitive Psychology*, 27(6):736–750.

Appendix

A Introduction

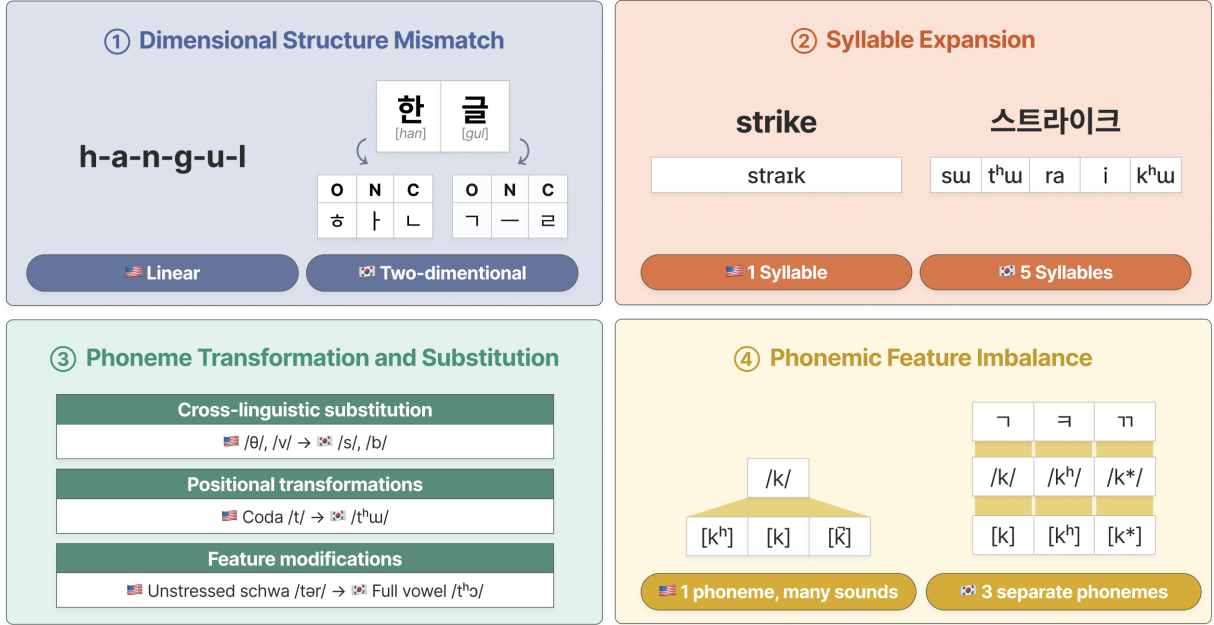


Figure 4: Four key challenges in English-Korean phonological alignment: (1) Dimensional structure mismatch: Korean’s two-dimensional syllabic blocks versus English’s linear sequence. (2) Syllable expansion due to consonant cluster resolution. (3) Phoneme transformation: Korean lacks certain English distinctions while English lacks Korean’s three-way consonant contrast. (4) Phonemic contrast differences: Korean’s systematic three-way distinction versus English’s position-dependent allophones.

B Methodology

B.1 PHONITALE Architecture

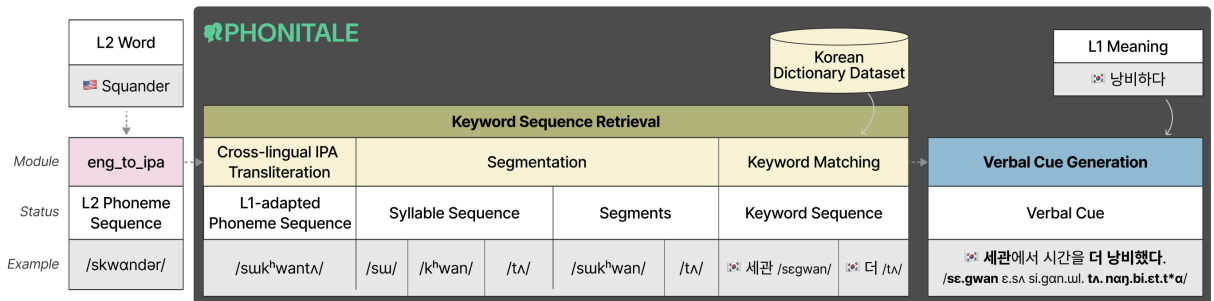


Figure 5: We demonstrate this two-phase pipeline through a running example of w_{L2} “squander”. The system first converts the word into P_{L2} (/skʷʌndər/) using the eng-to-ipa library (mphilli, 2018), which is based on the CMU Pronouncing Dictionary (CMU, 1993). The system then generates \hat{P}_{L1} (/sukʰwantʌ/), predicts syllable sequence (/suw/, /kʰwan/, /tʌ/), and derives the segments (/sukʰwan/, /tʌ/). The system retrieves \mathcal{W}_{L1} with IPA transcriptions /sæ.gwan/ and /tʌ/, and uses them to construct a verbal cue: “se.gwan ɛ.sa si.gan.ɔl. tʰa naŋ.bi.ɛt.tʰa” (English translation: **Wasted more time at customs**).

B.2 Syllable Prediction

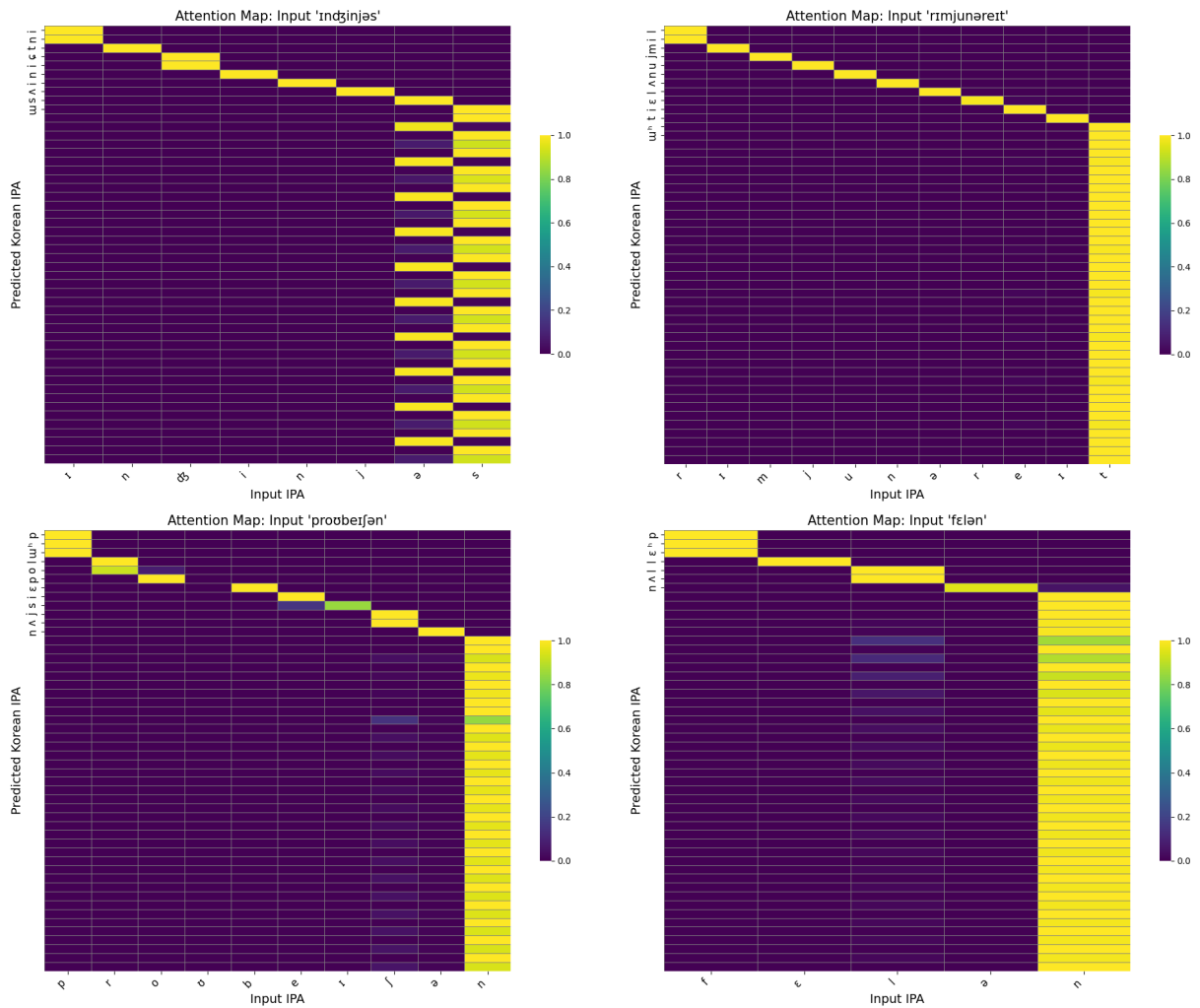


Figure 6: Representative attention maps visualizing cross-lingual phonological alignment patterns. **Top left:** Attention map for /ɪndʒɪnjəs/ (indigenous) showing affricate decomposition where English affricates are mapped to multiple Korean consonants, creating vertical attention patterns. **Top right:** Attention map for /rɪmjʊnəreɪt/ (remunerate) demonstrating near one-to-one alignment with strong diagonal attention patterns where phonological structures are compatible across languages. **Bottom left:** Attention map for /prəʊbəɪfən/ (probation) highlighting diphthong expansion and coda realignment where English diphthongs spread across multiple Korean vowels and final consonants shift to match Korean syllable constraints. **Bottom right:** Attention map for /fɛlən/ (felon) illustrating structure-induced elongation where the short CVC English syllables must expand to fit Korean's more restrictive syllable templates, creating distributed attention across additional segments.

B.3 Keyword Matching

Require: Segment S_i , Candidate keyword $w_{L1,i}^*$

Require: Embedding function $\mathbf{v}(\cdot)$

Require: Parameters: λ_{syll} , λ_{first} , λ_{substr} , λ_{early}

```

1:  $score \leftarrow \cos(\mathbf{v}(S_i), \mathbf{v}(w_{L1,i}^*))$  ▷ Base similarity
2: if SYLLABLEOVERLAP( $S_i, w_{L1,i}^*$ ) then
3:   if INITIALSYLLABLEMATCH( $S_i, w_{L1,i}^*$ ) then
4:      $score \leftarrow score + \lambda_{\text{syll}} \times \lambda_{\text{first}}$ 
5:   else
6:      $score \leftarrow score + \lambda_{\text{syll}}$ 
7:   end if
8: else
9:   if SUBSTRINGINCLUSION( $S_i, w_{L1,i}^*$ ) then
10:     $score \leftarrow score + \lambda_{\text{substr}}$ 
11:   else if EARLYPHONEMATCH( $S_i, w_{L1,i}^*$ ) then
12:     $score \leftarrow score + \lambda_{\text{early}}$ 
13:   end if
14: end if
15: return  $score$ 

```

Algorithm 1: Keyword scoring algorithm used in the keyword matching module. We apply cosine similarity as the base score, and augment it with structural alignment adjustments, which are empirically tuned on the development set: $\lambda_{\text{syll}} = 0.9$ (syllable overlap bonus), $\lambda_{\text{first}} = 2.0$ (initial-syllable match multiplier), $\lambda_{\text{substr}} = 0.3$ (substring inclusion bonus), and $\lambda_{\text{early}} = 0.2$ (early-phone match bonus). These additions are designed to enhance alignment with syllable-based perception patterns in Korean, aiding memorability and cue effectiveness.

B.4 PHONITALE Prompt

Prompt	<p>게임 이름: 이야기 엮기 놀이</p> <p>게임 설명: 이야기 엮기 놀이에서 플레이어들은 목표 단어 후보와 키워드 세트를 받습니다. 플레이어들의 임무는 이 단어들을 교묘하게 사용하여 짧고 간결한 한 문장의 이야기를 만드는 것입니다. 궁극적인 도전은 목표 단어 후보 중 하나를 선택적으로 포함하고 제시된 순서대로 정확히 키워드를 포함하는 한 문장의 이야기를 구성하는 것입니다.</p> <p>게임 규칙/제약사항:</p> <ol style="list-style-type: none"> 1. 각 플레이어는 목표 단어 후보와 키워드 세트를 받습니다. 2. 목표 단어를 먼저 결정해야 합니다. 목표 단어 후보가 하나라면, 그 단어가 곧 목표 단어가 됩니다. 목표 단어 후보가 여러 개라면, 플레이어는 그 중 하나를 선택해야 합니다. 3. 목표 단어와 키워드를 사용하여 한 문장으로 된 짧은 이야기를 만들어야 합니다. 4. 키워드는 주어진 순서대로 정확히 등장해야 합니다. 5. 한 문장의 이야기에는 목표 단어가 포함되어야 하며, 한 번만 나타나야 합니다. 목표 단어는 꺾쇠 괄호(<>)로 묶어 강조해야 합니다.
--------	---

	<p>6. 전체 내용은 json 형식으로 반환해야 합니다.</p> <p>7. 플레이어는 키워드의 순서를 재배열하는 것이 엄격히 금지됩니다.</p> <p>다음은 입력과 출력이 어떻게 보여야 하는지에 대한 예시입니다:</p> <p>[Input] 목표 단어 후보: <취소하다> 키워드 세트: 카운터, 만두</p> <p>[Output] { "목표 단어": "취소하다", "이야기": "그는 카운터에서 만두 주문만 <취소했다>." }</p> <p>[Input] 목표 단어 후보: <범인, 범죄자> 키워드 세트: 칼, 뿌리다</p> <p>[Output] { "목표 단어": "범죄자", "이야기": "칼을 뿌리는 <범죄자>." }</p> <p>[Input] 목표 단어 후보: <튀기다, 침병거리다> 키워드 세트: 수풀, 쉬</p> <p>[Output] { "목표 단어": "튀기다", "이야기": "수풀에 쉬를 하다 물을 <튀겼다>." }</p> <p>[Input] 목표 단어 후보: <나태한, 게으른> 키워드 세트: 인어, 탈령대다</p> <p>[Output]</p>
Response	{ "목표 단어": "게으른", "이야기": "인어는 탈령대며 <게으르게> 움직였다." }

Table 5: Prompts for generating verbal cues.

C Automatic Evaluation

Issue Type	Target Word	Proposed Keyword Sequence	Used Keyword Sequence	Description
Omission	provisional	p ^h wɹo, nʌl	p ^h wɹo, pɪsʌ	The keyword nʌl is omitted from the verbal cue.
Modification	reticent	lɛ, t ^h i, sɛnt ^h w	lɛswt ^h ɔraɪ, t ^h i, sɛnt ^h w	The keyword lɛ is modified to lɛswt ^h ɔraɪ.

Table 6: Examples of Keyword Omission and Modification

D Human Evaluation

D.1 Participants

We summarize the participant recruitment, screening, and group assignment process in Table 7. Vocabulary familiarity was assessed using a 12-word survey. Words were grouped into difficulty tiers and scored (3=High, 2=Medium, 1=Low) based on the percentage of participants who reported familiarity (see Table 9). Final group assignment ensured balance in vocabulary familiarity, age, and education level.

Step	Description
Recruitment	167 Korean-native adults via university communities and LinkedIn
Screening Task	12-word self-report survey (SAT/TOEFL/GRE vocabulary)
Scoring Method	Score = sum of recognized words weighted by difficulty (3 = high, 2 = medium, 1 = low)
Filtering	Top outliers removed using upper quartile threshold; bottom excluded if score ≤ 2 → 132 eligible participants
Group Assignment	Random assignment to KSS, OGR, and PHT with matched familiarity levels
Experiment Completion	55 participants completed the main task
Quality Filtering	Bottom 4 participants excluded based on lowest completeness scores
Final Sample	51 participants (17 per group)
Equivalence Check	No significant differences across groups: <ul style="list-style-type: none"> Vocabulary familiarity ($p = .4378$) Age ($p = .9100$) Education level ($p = .3599$)

Table 7: Summary of participant recruitment, screening, and group assignment process.

Group	Mean Age	Std Dev	Min Age	Max Age
KSS	28.24	6.47	20	41
OGR	28.41	8.54	18	54
PHT	28.47	5.56	18	35

Table 8: Age statistics by group

Target Word	Difficulty Level	Assigned Score	Familiarity
intransigent	High	3	1.8%
reinstate	High	3	6.0%
horrendous	High	3	13.8%
sanction	High	3	21.0%
abdominal	Medium	2	25.1%
uphold	Medium	2	38.9%
deduce	Medium	2	42.5%
mutable	Medium	2	46.7%
hygiene	Low	1	54.5%
criterion	Low	1	55.7%
inverse	Low	1	78.4%
align	Low	1	81.4%

Table 9: Twelve English words used in the screening survey, grouped by assigned difficulty level and annotated with the percentage of participants who reported familiarity. These values serve as the basis for scoring vocabulary familiarity across participants.

D.2 Evaluation Procedure

D.2.1 Procedure

Phase	Description
Learning	<ul style="list-style-type: none"> • For each word, participants see: <ul style="list-style-type: none"> – English word (visually segmented) – Korean definition – Audio pronunciation (played at 2s and 7s) – Korean keyword sequence – Verbal cue • Color underlining highlights phonological alignment • 30-second time limit (advance allowed after 15s) • 1-second blank screen between words

Testing – Recognition	<ul style="list-style-type: none"> • Task: Type the Korean definition • For each word: <ul style="list-style-type: none"> – English word – Audio pronunciation (played at 2s and 7s) • 30-second time limit • 1-second blank screen between words • Responses are used to compute correctness scores
Testing – Generation	<ul style="list-style-type: none"> • Task: Type the English word • For each word: <ul style="list-style-type: none"> – Korean definition • 30-second time limit • 1-second blank screen between words • Responses are used to compute correctness scores
Feedback	<ul style="list-style-type: none"> • Participants rate each mnemonic on three 5-point Likert scales: <ul style="list-style-type: none"> – Helpfulness: Cue supports recall of the word’s meaning – Coherence: Sentence is logical and grammatically natural – Imageability: Cue evokes a vivid and concrete image

Table 10: Detailed task structure for learning, testing, and feedback phases. Each round includes 12 English words, repeated across three rounds (36 total).

D.2.2 Web User Interface

Learning

PHONITALE User Name

Round 2 | Learning 1 / 12

영어 단어 ingenious

키워드 인지, 뉴스

의미 (생각 등이) 기발한, 창의적인

연상 문장 그의 인지가 뉴스에 나올 만큼 (생각 등이) 기발했다.

29s Next

Figure 7: User interface for the learning phase. Each screen presents the English word, Korean definition, phonologically aligned keyword sequence, and a verbal cue.

Testing - Recognition

PHONITALE User Name

Round 2 | Recognition 1 / 12

영어 단어 ingenious

의미 Please enter your answer

28s Next

Testing - Generation

PHONITALE 테스트

Round 2 | Generation 7 / 12

영어 단어 please enter your answer

의미 (생각 등이) 기발한, 창의적인

28s Next

Figure 8: User interface for the testing phase. Left: recognition task (English to Korean), Right: generation task (Korean to English).

Feedback

PHONITALE 테스트

Survey 19 / 36

각각의 평가 항목에 대해 아래 평가 기준을 참고하여 점수를 선택하세요.

영어 단어 ingenious

키워드 인지, 뉴스

의미 (생각 등이) 기발한, 창의적인

연상 문장 그의 인지가 뉴스에 나올 만큼 (생각 등이) 기발했다.

유익함 이 키워드와 연상 문장은 단어를 학습하는 데 효과적이었다. 전혀 그렇지 않다 ☆☆☆☆☆ 매우 그렇다

이미지화 가능성 이 키워드와 연상 문장은 상상하고 구체적인 상상을 떠올리게 한다. 전혀 그렇지 않다 ☆☆☆☆☆ 매우 그렇다

논리적 연결성 이 키워드와 연상 문장은 의미가 명확하고 문장이 자연스럽게 구성되어 있다. 전혀 그렇지 않다 ☆☆☆☆☆ 매우 그렇다

Next

Figure 9: User interface for the feedback phase. Participants rate each cue on helpfulness, imageability, and coherence using a 5-point scale.

D.2.3 Criteria

Guidelines for rating the 5-point Likert scale used to evaluate *helpfulness*, *coherence*, and *imageability* of verbal cues.

Scale	Explanation
High (5)	구조적으로 잘 연관되어 있고, 반복 학습 없이도 단어의 의미를 쉽게 떠올릴 수 있음 <i>Well-structured and strongly linked; supports effortless recall without repeated study</i>
Medium (3)	단서와 의미 사이에 약한 연결 고리가 있으나, 기억에 오래 남기엔 부족함 <i>Somewhat related, but not strongly memorable or sufficient for long-term recall</i>
Low (1)	단어의 뜻과 단서 사이에 직접적 연결이 거의 없어 기억하거나 학습하는 데 실질적인 도움이 되지 않음 <i>Weak or no clear link between cue and word meaning; offers little learning support</i>

Table 11: Instructions for rating **helpfulness** of the verbal cues.

Scale	Explanation
High (5)	논리, 어휘, 의미 흐름이 매끄럽고 자연스럽게 구성됨 <i>Logically coherent and lexically natural; overall meaning flows well</i>
Medium (3)	비교적 자연스럽지만, 문법이나 논리 흐름에서 약간 부자연스러움 <i>Fairly natural but with some grammatical or logical awkwardness</i>
Low (1)	문장이 어색하고 단어 해석과 연결성이 부족함 <i>Grammatically awkward or incoherent; lacks clarity or connection to the word</i>

Table 12: Instructions for rating **coherence** of the verbal cues.

Scale	Explanation
High (5)	익숙한 이미지로 쉽게 시각화되며 장면이 구체적으로 떠오름 <i>Evokes vivid and specific scenes using familiar imagery</i>
Medium (3)	단어와 관련된 이미지가 조금 있으나 모호하거나 약함 <i>Partially imageable, but vague or weakly related to the word</i>
Low (1)	장면이나 상황이 전혀 그려지지 않음 <i>Difficult or impossible to visualize any meaningful scene or context</i>

Table 13: Instructions for rating **imageability** of the verbal cues.

D.3 Evaluation Materials by Group

D.3.1 English Words Set

English Word	Korean Definition
albeit	비록 ~이기는 하나

annihilate	전멸시키다, 붕괴하다
canny	약삭빠른, 영리한
esoteric	비법을 이어받은, 소수만 이해하는
incumbent	의무로서 지워지는, 현직의, 재임 중인
insolvent	파산한
meddlesome	참견하기를 좋아하는
probation	집행유예, 보호관찰, 수습
reckon	(~라고) 생각하다, 예상하다
refurbish	(방, 건물 등을) 새로 꾸미다, 쇄신하다
resuscitate	소생시키다
upheaval	대변동, 격변
anachronism	시대착오, 시대착오적인 사람(관습생각)
bureaucracy	관료정치, 관료체제, 관료
delirium	정신 착란, 헛소리
demolish	때려 부수다, 파괴하다, 철거하다
felon	중죄인, 흉악범
incarcerate	투옥하다, 감금하다
ingenious	(생각 등이) 기발한, 창의적인
recidivist	상습범
redoubtable	가공할, 무시무시한, 경외할 만한
remunerate	보상하다, 보수를 주다
render	(어떤 상태가 되게) 만들다, ~하게 하다, 주다, 제출하다
repercussion	영향, 파급효과
autopsy	(사체의) 부검
congenital	타고난, 선천적인
fictitious	허구의, 지어낸
inebriate	취하게 하다, 술꾼
insurrection	폭동, 반란
intransigent	비협조적인, 비타협적인
inveterate	(습관 등이) 뿌리 깊은, 고질적인
mayhem	대혼란, 아수라장
peccable	과오를 범하기 쉬운
provisional	임시의, 일시적인
reimburse	갚다, 상환하다
squander	낭비하다

Table 14: English words used in the experiment with their corresponding Korean definitions.

D.3.2 KSS Keyword and Verbal Cue

The 36 English words used for human-authored mnemonics were selected from 경선식 영단어 공편 토 (Gyeong, 2020). These selections are used solely for research and evaluation purposes.

English Word	KSS Keyword	KSS Verbal Cue
albeit	올(all), B	비록 학점이 all(모두) B이기는 하나 다음에는 A를 받을 것이다.
annihilate	언, 아이, 네이트(내다)	얼음 속에 언 아이를 밖으로 끄집어내려고 얼음을 붕괴하다
canny	캐니	선거에서 상대방 약점을 캐니? 즉, 약삭빠른, 영리한
esoteric	애 써(애 쓰다), 때 리(때리다)	요리의 대가가 제자에게 “애 써!” 하고 때리며 자식에게만 가르쳐주는 비법
incumbent	income, 번	income(수입)을 버는 것은 가장의 의무이기에 팔리지 말고 현직에 있어야 한다
insolvent	in(in), 찰, 번트(burnt)	곳간 in(안에) 찰이 다 burnt(타버려) 파산한
meddlesome	med(mid)dle, some	사람들 사이 중간에 몇 번씩 나타나 참견하기 좋아하는
probation	풀어, 뵤이션	풀어주고 또 범행을 하는지 뵤이도록 지켜보는 것. 즉 집행유예, 보호관찰
reckon	내 낄	이 금도끼는 내 낄(내 것) 아니라고 생각하다
refurbish	re, 퍼, 비쉬(빛이)	다시 물을 퍼서 빛이 나게 씻어 새로 꾸미다
resuscitate	re, 서시, 다	죽은 사람이 다시 일어서시게 하다. 즉 소생시키다
upheaval	up(위로), 히벌(힘을)	거인이 힘을 up 들고 방귀를 세계 귀자 사방이 진동하며 일어나는 대변동
anachronism	아내, 끌어(내다)니즘	칠거리악을 범했다며 아내를 집에서 끌어내는 시대착오적인 생각
bureaucracy	뷰 로(부 로), cracy(govern)	의회나 정당이 아닌 행정부로(행정부의 관료들이) 통치하는 관료정치
delirium	닐리리아	“닐리리아” 하며 미쳐서 노래 부르는 정신 착란
demolish	뒤, 말리시	술에 취해 물건들을 때려 부수는 사람을 뒤에서 말리시다
felon	펠, 놈	곤장을 펠 놈, 즉 중죄인, 흉악범
incarcerate	in, 칼, 쓰레이!	"감옥 in 안에서 칼을 써!" 하고 투옥하다, 감금하다
ingenious	in, 지너스	머리 in(안에) 지녔어, 기발한 창의적인 생각을
recidivist	re(again), 씨 디(CD), 비스	불법복제로 처벌받은 후 re(다시) CD를 비슷하게 불법복제하는 상습범
redoubtable	re(again), 다, 울어	영화에서 무시무시한 귀신이 나와 아이들이 re(다시) 다 울어
remunerate	re(back), 뮈너레(물어내)	어떤 대가로 re 되돌려 물어내다. 즉 보상하다
render	낸다	심부름센터에 돈을 낸다. 그리고 하게 하다

repercussion	re, 퍼, 쿠션	공이 뒤로 튀며 쿠션 효과를 내는 파급효과
autopsy	오!, 톱, see	오! 톱으로 시체를 잘라 자세히 보는 부검
congenital	큰, 제니, 털	제니라는 사람의 얼굴에 난 큰 털은 타고난, 선천적인
fictitious	픽!, 튀셨수	허구의 보물선 사업으로 돈을 끌어모은 뒤 픽! 튀셨수
inebriate	in, 이불이, 예잇!	너무 취해서 술집 in(안에서) “이불이 어딴지? 예잇! 그냥 바닥에서 자자” 하는 술꾼
insurrection	in(안에), 서, 액션	in(안에) 누워 있는 자들이여, 일어서 action(행동)을 취합시다!하며 폭동을 일으키다
intransigent	in, trans(across), 전투	국경 안으로 넘어와 전투할 만큼 비타협적인
inveterate	in, 뱀어	입 안에 침을 자꾸 뱀는 습관이 뿌리 깊은
mayhem	메인, 햄	줄에 매인 햄을 서로 먹으려는 대혼란
peccable	팩, 꺼, 불	한석봉의 어머니가 팩! 하고 불을 꺼 한석봉이 붓글씨를 쓸 때 과오를 범하기 쉬운
provisional	프로, 비잖아	방송 사고로 지금 내보낼 TV 프로가 비잖아, 임시의 방송이라도 내보내!
reimburse	re, im(안으로), ble	버스비를 안 내고 내려서 re(다시) 버스 im(안으로) 들어가 버스비를 갚다, 상환하다
squander	습관, 더	돈을 필요한 양보다 더 쓰는 습관, 즉 낭비하다

Table 15: KSS Keyword and Verbal Cue

D.3.3 OGR Keyword and Verbal Cue

English Word	OGR Keyword	OGR Verbal Cue
albeit	얼, 비	비록 ~이기는 하나 그는 얼어붙은 길을 걸으며 비를 맞았다.
annihilate	안, 아이, 라이트	안에서 아이들이 놀던 건물이 붕괴하자 라이트가 깜빡였다.
canny	케냐	케냐에서 영리한 사업 확장.
esoteric	에서, 테이크	식당에서 비법을 이어받은 요리를 테이크아웃했다.
incumbent	인, 금, 반지	재임 중인 그는 인과 금 반지를 받았다.
insolvent	인, 술, 벤트	인생에서 솔직함을 추구하다 벤처 사업으로 파산한.
meddlesome	메달, 섬	참견하기를 좋아하는 그녀는 메달 수여식에 섬까지 갔다.
probation	포, 배, 신	포트폴리오를 배포할 수습 기자가 신문사에서 일했다.
reckon	레고, 큰	레고로 큰 성을 만들 수 있다고 생각했다.
refurbish	리, 버스	리 작업실을 쇠신하여 버스 정류장에서 보는 예술 공간으로 만들었다.

resuscitate	리, 서, 시, 테이프	리 박사는 환자를 소생시키려 서둘러 시계를 보며 테이프를 확인했다.
upheaval	업, 이불	경제적 업 속에서도 이불 속 불안은 대변동의 징조였다.
anachronism	아, 낙지, 룬, 이슴	아, 낙지를 룬으로 변신시키려다 시대착오로 끝났다.
bureaucracy	비, 오, 러, 크시	비가 오면 러시아워처럼 되는 관료정치.
delirium	딜러, 이음	딜러가 이음 없이 헛소리를 했다.
demolish	디, 머리, 시	건물을 파괴하여 디테일을 무시하고 머리 속 시각을 그린다.
felon	펠, 언니	펠과 그의 언니와 함께한 흉악범의 계획.
incarcerate	인형, 칼, 새	인형과 칼을 가진 새를 지키려다 투옥되고 만다.
ingenious	인기, 뉴스	인기를 끌며 뉴스에 나온 기발한 아이디어.
recidivist	리, 시, 디, 피스트	리 마을의 상습범이 시계탑 근처에서 디자이너 가방을 훔치고 피스트를 벌였다.
redoubtable	래, 다운, 더블	무시무시한 래퍼는 다운된 무대에서 더블 타임 랩을 했다.
remunerate	리, 무, 내다	리 씨는 무더위 속의 노고를 보상했다.
render	랜, 돌	랜을 돌로 던져 마법을 만든다.
repercussion	리본, 커피, 셴	리본을 달고 커피를 마신 셴의 하루에 긍정적인 영향.
autopsy	옷, 합시다	사체의 옷을 확인하고 부검을 합시다.
congenital	컨, 제니, 탈	컨과 제니는 탈을 쓰고 타고난 무대를 빛냈다.
fictitious	피크, 티셔츠	피크닉 티셔츠에 허구의 이야기를 담았다.
inebriate	인, 애비, 에이	술꾼 인영은 애비와 에이급 바에서 시간을 보냈다.
insurrection	인, 수레, 셴	폭동 중 인파 속에서 수레를 밀고 셴이 이끌었다.
intransigent	인, 트랜스, 젠트	인적이 드문 길에서 비협조적인 그는, 트랜스 음악에 젠트하게 반응했다.
inveterate	인, 배터리	인내심이 뿌리 깊은 철수는 배터리가 소모될 때까지 참았다.
mayhem	메기, 힘	메기가 힘을 쓰자 대혼란이 일어났다.
peccable	배, 꺼, 불	과오를 범하기 쉬운 그는 배를 타고 가다가 전등을 꺼서 불이 꺼졌다.
provisional	프로, 비서, 널	프로 프로젝트에서 비서로 임시의 역할을 했다.
reimburse	림, 버스	림에서 버스를 기다리며 돈을 갚다.
squander	숫, 권, 더	숫을 권 단위로 더 사서 낭비했다.

Table 16: OGR Keyword and Verbal Cue

D.3.4 PHT Keyword and Verbal Cue

English Word	PHT Keyword	PHT Verbal Cue
albeit	올, 바이트	비록 올바른 바이트 이기는 하나 그는 망설였다.
annihilate	얼결, 레이더	얼결에 레이더 시스템이 붕괴했다.
canny	케어, 니은	그는 케어를 받으며 니은을 그릴 때도 영리했다.
esoteric	애, 스프링	그 애는 스프링의 작동 원리를 소수만 이해하는 전문가였다.
incumbent	인어, 콘센트	인어가 콘센트 옆에서 재임 중인 느낌으로 노래했다.
insolvent	인어, 선발대	인어가 선발대를 따라가다 파산했다.
meddlesome	매달다, 섬	그는 섬을 매달고 싶다며 모든 일에 참견하기를 좋아했다.
probation	프로, 봉변	그는 프로처럼 봉변을 수습했다.
reckon	레게, 컨셉	그는 레게 스타일이 멋진 컨셉이라고 생각했다.
refurbish	리포터, 쉬	리포터는 쉬지 않고 방을 쇄신했다.
resuscitate	리더, 스케이트	리더는 스케이트를 통해 팀의 사기를 소생시켰다.
upheaval	업, 바이블	회사의 업계 바이블이 격변을 맞았다.
anachronism	어느, 크리스천	어느 시대에도 크리스천을 시대착오적인 사람(관습생각)이라 부르는 경우가 있다.
bureaucracy	병따개, 러시아	병따개를 들고 러시아에 간 관료.
delirium	달리아, 라임	달리아 꽃밭에서 라임을 곁들이며 헛소리를 늘어놓았다.
demolish	대물림, 쉬	대물림된 집을 쉬지 않고 철거했다.
felon	펠레우스, 런던	펠레우스를 런던으로 데려간 흉악범.
incarcerate	인가, 셸러드	그는 인가를 받지 못해 셸러드를 흠치다 투옥되었다.
ingenious	인지, 뉴스	그의 인지가 뉴스에 나올 만큼 (생각 등이) 기발했다.
recidivist	리시버, 비슷이	리시버를 통해 비슷이 행동하는 상습범이 있었다.
redoubtable	라디오, 토폴	라디오에서 들려오는 무시무시한 뉴스가 토폴 준비에 방해가 되었다.
remunerate	라면, 레이더	그는 라면을 먹고 레이더를 고치면 보상하겠다고 말했다.
render	랜드, 더	그는 랜드를 더 재미있게 만들었다.
repercussion	리그, 파티션	리그가 파티션에 미친 영향은 절대적이었다.
autopsy	오, 텃세	오랜만에 텃세를 부리는 이웃이 (사체의) 부검 이야기로 사람들을 놀라게 했다.
congenital	컨테이너, 털	그는 컨테이너를 열며 털을 정리하는 솜씨가 타고났다.

fictitious	픽, 투표소	픽을 던진 후 투표소에서 모든 이야기를 지어냈다.
inebriate	일없이, 리야드	그는 일없이 리야드에서 모든 사람을 취하게 했다.
insurrection	인어, 선입견	인어는 선입견에 맞서 반란을 일으켰다.
intransigent	인터넷, 지진대	그는 인터넷에서 지진대 정보를 찾으면서도 비타협적인 태도를 유지했다.
inveterate	인어, 배터리	인어의 배터리 사용 습관은 뿌리 깊었다.
mayhem	매입, 힘	매입으로 인해 힘이 생기면서 아수라장이 되었다.
peccable	패, 커플	그는 새로운 패를 내놓고 커플 앞에서 과오를 범하기 쉬운 사람임을 드러냈다.
provisional	패러디, 저널	패러디 저널은 일시적인 인기를 끌었다.
reimburse	레임덕, 스무	레임덕 시기에도 그는 스무 번이나 빚을 갚았다.
squander	세관, 더	그는 세관에서 시간이 더 낭비되었다.

Table 17: PHT Keyword and Verbal Cue

D.4 Metrics

D.4.1 LLM-as-judge Prompt

Prompt	<p>당신은 영어 어휘 학습을 평가하는 채점자입니다.</p> <p>정답 의미: 게으른, 나태한 학습자 응답: 게으른</p> <p>학습자의 응답이 정답 의미와 일치하는지 평가해주세요. 다른 표현이나 다른 품사로 설명했더라도 의미가 유사하다면 정답으로 인정합니다.</p> <p>1(정답) 또는 0(오답)으로만 응답하세요.</p>
Response	1

Table 18: Prompts for evaluating correctness of recognition responses.

Prompt	<p>당신은 영어 어휘 학습을 평가하는 채점자입니다.</p> <p>정답 영단어: squander</p> <p>학습자 응답: squander</p> <p>학습자의 응답이 정답과 일치하는지 평가해주세요. 약간의 오타, 대소문자 차이, 복수형/단수형 차이, 품사 차이 등은 허용합니다.</p> <p>하지만 같은 뜻을 가지는 다른 영단어는 오답으로 판단합니다.</p> <p>1(정답) 또는 0(오답)으로만 응답하세요.</p>
Response	1

Table 19: Prompts for evaluating correctness of generation responses.

D.5 Case Study

D.5.1 Correctness Comparison by Word

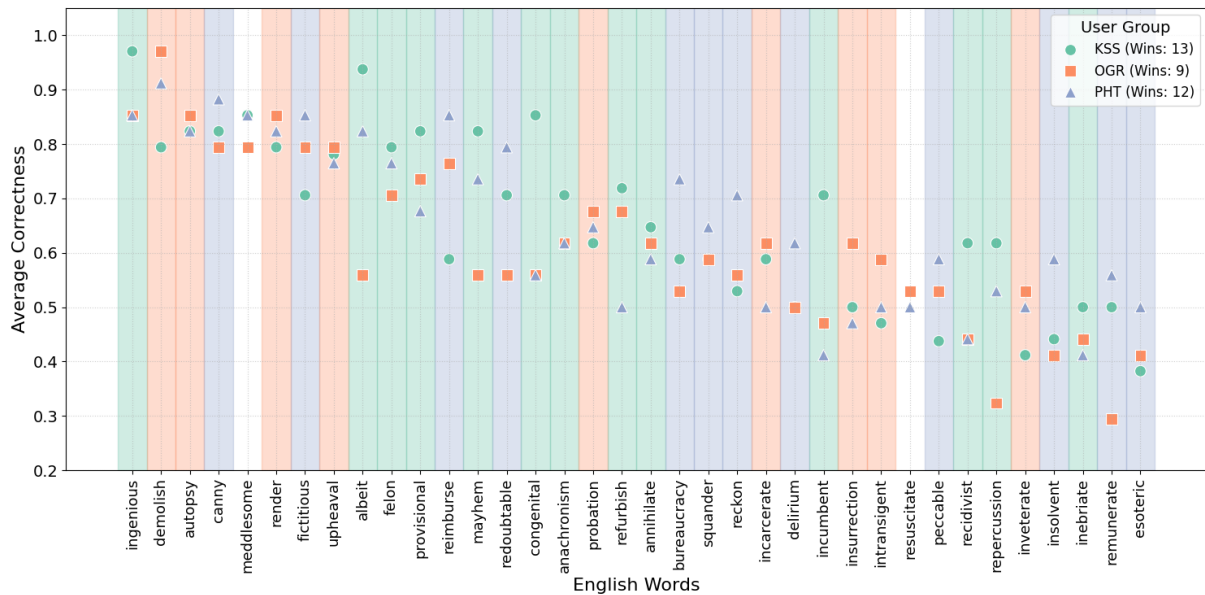


Figure 10: Per-word correctness scores across user groups. Each marker represents the average correctness score for a specific target word, grouped by user condition (KSS, OGR, PHT). For each word, the highest-scoring group is highlighted with a shaded background. The number of wins is comparable between KSS (13) and PHT (12), suggesting no consistent dominance across all words. Given the variation in group performance by word, this pattern motivates further analysis into the word-level characteristics that influence correctness across different groups.

D.5.2 Qualitative Comparison of PHT and KSS

Word (IPA)	PHT Keyword (IPA)	PHT Verbal Cue	KSS Keyword (IPA)	KSS Verbal Cue
<i>reckon</i> /ˈrɛkən/	레게, 컨셉 /l ɛ g ɛ/, /kʰ ʌ n s ɛ p/	그는 레게 스타일이 멋진 컨셉이라고 생 각했다.	내 견 /n ɛ kʰ ʌ n/	이 금도끼는 내 견(내 것) 아니라고 생각했다.
<i>render</i> /ˈrɛndər/	랜드, 더 /l ɛ n d i/, /t ʌ/	그는 랜드를 더 재 미있게 만들었다.	낸다 /n ɛ n d a/	심부름센터에 돈을 낸다(주다, 제출하 다). 그리고 하게 하다.

Table 20: Examples where PHT outperformed KSS, based on correctness rankings. IPA shown beneath keyword sequence.

Word	PHT Keyword · POS · Similarity	PHT Verbal Cue	KSS Keyword · POS · Similarity	KSS Verbal Cue
<i>felon</i>	펠레우스, 런던 · Noun, Noun · 0.86	펠레우스를 런던으 로 데려간 흉악범.	펠, 놈 · Verb, Noun · 1.15	곤장을 펠 놈, 즉 중 죄인, 흉악범.
<i>mayhem</i>	매입, 험 · Noun, Noun · 1.07	매입으로 인해 힘이 생기면서 아수라장 이 되었다.	매인, 험 · Adj, Noun · 1.10	줄에 매인 험을 서 로 먹으려고 수많은 개들이 대혼란, 아 수라장.

Table 21: Examples where KSS outperformed PHT, based on correctness rankings. Part-of-speech and phonetic similarity annotated.