

Learn Globally, Speak Locally: Bridging the Gaps in Multilingual Reasoning

Jaedong Hwang^{1*} Kumar Tanmay^{2*} Seok-Jin Lee^{3*} Ayush Agrawal^{4,5}
Hamid Palangi⁶ Kumar Ayush^{6,7} Ila Fiete^{1†} Paul Pu Liang^{1†}

¹Massachusetts Institute of Technology ²Harvard University ³LG CNS
⁴Université de Montréal ⁵Mila ⁶Google ⁷Stanford University

Abstract

Large Language Models (LLMs) have achieved strong performance in domains like mathematics, factual QA, and code generation, yet their multilingual reasoning capabilities in these tasks remain underdeveloped. Especially for low-resource languages such as Swahili or Thai, LLMs can often misinterpret prompts or default to reasoning in English. This implicit bias toward high-resource languages undermines factual accuracy, interpretability, and trust. Current multilingual benchmarks focus only on final answers, overlooking whether models actually reason in the target language. To address this gap, we introduce GEOFACT-X, a geography-based multilingual factual reasoning benchmark with annotated reasoning traces in five languages: English, Hindi, Japanese, Swahili, and Thai. We further propose BRIDGE, a novel training method that guides supervised fine-tuning and test-time reinforcement learning with a language-consistency reward to align reasoning with the input language. Finally, we develop an automatic evaluation protocol using LLM-as-a-judge to assess answer correctness and the quality and language consistency of reasoning traces, enabling nuanced and scalable analysis beyond surface-level metrics. Our results show that BRIDGE significantly enhances multilingual reasoning fidelity, demonstrating that reasoning-aware multilingual reinforcement learning is crucial for robust cross-lingual generalization¹.

1 Introduction

Large Language Models (LLMs) have made remarkable progress in reasoning tasks, such as mathematics [23, 36], code generation [17, 40], and factual QA [1, 13, 32, 43], primarily in English. However, their reasoning capabilities remain underdeveloped in low-resource languages such as Swahili, Marathi, or Thai [6, 27]. This underperformance is not merely a matter of LLM generation quality, but reflects deeper issues in cross-lingual transfer, knowledge localization, and model alignment across languages [2].

A key challenge therefore arises: *Can language models transfer reasoning abilities from one language to another?* This question arises in real-world scenarios where users ask factual or mathematical questions in their native language, yet models respond in English or fail to reason altogether [2]. This gap has both practical and ethical implications: (1) it compromises *interpretability*, especially when users expect reasoning steps in their own language; (2) it limits factual accuracy when certain concepts or knowledge are best expressed in culturally or linguistically grounded ways (*e.g.*, asking “what does Korean Jeong (정/情) mean?” requires culturally nuanced reasoning) and (3) it undermines

*Equal Contribution †Corresponding Authors

¹https://jd730.github.io/projects/GeoFact-X_BRIDGE

trust and inclusivity by privileging high-resource languages during reasoning, despite multilingual training.

In this work, we conduct the first comprehensive study of **multilingual reasoning**: assessing whether LLMs can correctly answer questions while *reasoning in the same language as the question*. Unlike existing multilingual benchmarks that focus on task accuracy or answer correctness [30, 37, 44], we evaluate whether reasoning traces, the intermediate steps leading to the final answer, are generated in the target input language. Our approach allows for a fine-grained analysis of multilingual generalization and highlights cases where models default to reasoning in English, despite receiving multilingual prompts. Such a discrepancy between the prompt language and internal reasoning language highlights a deeper challenge: multilingual LLMs frequently achieve correct final predictions without aligning their reasoning processes with the input language. In other words, toward globally inclusive and interpretable AI, language models must not only produce correct answers but also reason in the language of the question.

Current approaches to enhancing multilingual capabilities in LLMs typically depend on either pre-training on billions of multilingual tokens [40, 41] or continual pretraining on large-scale multilingual instruction–response datasets [11, 32], both of which demand significant computational resources. This motivates the need for more efficient training strategies that not only ensure answer correctness but also promote language-consistent reasoning, especially for low-resource languages. To tackle this challenge, we propose a new method, BRIDGE, that decomposes multilingual reasoning tasks into task reasoning and multilingual generation leveraging supervised fine-tuning for the former and Group Relative Policy Optimization (GRPO) [13, 36] with a *language consistency reward* for the latter to promote reasoning in the question language. Our experiments demonstrate that training exclusively with GRPO on GEOFACT-X, augmented by a language-consistency reward, yields significant improvements in medium- and low-resource languages, while maintaining performance in high-resource languages. In mathematical reasoning, however, GRPO does not learn anything while BRIDGE achieves the best performance on the joint accuracy of language and mathematics.

To summarize, we make three key contributions:

- We introduce GEOFACT-X, a new multilingual factual reasoning benchmark and training datasets across five languages, with step-by-step reasoning traces.
- We propose BRIDGE, a novel training strategy that combines supervised fine-tuning (SFT) and multilingual GRPO, enhanced with a language-consistency reward applied to the model’s reasoning (thinking) tokens.
- We propose an automatic evaluation protocol to assess whether a model "thinks" in the question language and the quality of reasoning compared to reasoning traces via language identifier or LLM-as-a-judge.

2 Related Work

2.1 Multilingualism in Large Language Models

Recent advances in multilingual large language models (LLMs) mark a shift from monolingual dominance to more inclusive cross-lingual capabilities. This shift has been fueled not only by increases in training data volume but also by improved dataset curation strategies. Instruction-tuning datasets containing millions of training samples, such as Bactrian [19], Aya [38], Multilingual Alpaca [8], and SphinX [4] have significantly narrowed the performance gap between high-resource and low-resource languages by focusing on language diversity and cultural specificity. Two perspectives dominate the discourse around multilingualism in LLMs: the scaling view, which argues that increasing multilingual data volume enhances cross-lingual generalization; and the optimization view, which emphasizes the importance of careful fine-tuning to preserve and amplify multilingual knowledge. While the former benefits from scale, it may suffer from the so-called *curse of multilinguality* [7, 14], where accommodating many languages leads to performance dilution in individual ones. Studies have also shown that excessive fine-tuning can result in catastrophic forgetting [25, 45], especially when post-training modifies deeply embedded linguistic priors. On the other hand, some research also shows that even a small number of multilingual prompts can significantly improve performance in unseen languages [35]. While such tuning improves generalization, it remains unclear how it affects the underlying pretrained multilingual knowledge.

2.2 Evaluation of Multilingual Reasoning Capabilities

Ahuja *et al.* [3] present MEGA, a comprehensive benchmark evaluating generative LLMs across 70 languages and 16 NLP tasks. While MEGA offers broad multilingual coverage, it focuses on task-level accuracy and does not assess reasoning through generation. Other multilingual reasoning benchmarks, such as XCOPA [30], XWinograd [42], and XStoryCloze [21], rely heavily on multiple-choice formats. These are limited in capturing reasoning processes, allowing for surface-level guessing and suffering from translation artifacts [20]. To better evaluate the reasoning abilities of LLMs, especially in a multilingual context, there is a growing need for benchmarks that assess free-form, step-by-step generation. Our work addresses this by introducing a multilingual factual reasoning dataset with explicit reasoning traces, enabling more nuanced evaluation of model understanding and language alignment.

2.3 Training Paradigms and Catastrophic Forgetting

Large language models are trained in multiple stages: large-scale pretraining on diverse corpora using self-supervised objectives [5, 10], followed by supervised fine-tuning for task specialization. Post-training alignment techniques such as Reinforcement Learning from Human Feedback (RLHF) [29] and Direct Preference Optimization (DPO) [33] are then applied to improve helpfulness, safety, and human alignment. However, alignment techniques often lead to catastrophic forgetting, where pretrained capabilities, especially in factual recall and reasoning, are degraded [22]. This trade-off, referred to as the alignment tax, poses a key challenge for maintaining knowledge while improving alignment. Recently, GRPO, proposed in the DeepSeek-R1 framework [13, 36], has gained attention for its ability to improve reasoning quality during alignment by explicitly modeling step-by-step thought processes. While not originally designed to address issues like catastrophic forgetting, GRPO may offer a path toward preserving high-level reasoning abilities. In this work, we explore how GRPO-based training impacts multilingual reasoning, examining whether it supports or compromises factual and mathematical reasoning across languages.

3 GEOFACT-X: Geography-Based Factual Reasoning Benchmark

Despite advances in multilingual LLMs [3, 31], robust evaluation of factual reasoning across cultures remains underexplored. StructFact [15] evaluates factual reasoning over structured data but does not address multilingual or culturally grounded reasoning, leaving a critical gap in cross-linguistic factual understanding. To address this, we introduce a multilingual factual reasoning dataset specifically designed to evaluate factual accuracy and reasoning capabilities across diverse linguistic and cultural contexts. Leveraging Gemini 2.0 Flash [39], we generate 3,000 unique factual questions (approximately 600 per country) covering locally grounded topics such as history, politics, geography, art, and culture, localized to five geographically distinct countries: the USA, India, Japan, Kenya, and Thailand. The dataset is available in the predominant local languages: English, Hindi, Japanese, Swahili, and Thai. Our goal is to capture country-specific factual knowledge, encouraging language models to reason effectively within culturally contextualized knowledge spaces.

We perform a two-stage validation process to ensure factual accuracy and dataset quality. First, we eliminate clearly incorrect or ambiguous question-answer pairs using rule-based filters and automated checks. Specifically, we verify cross-language answer consistency by translating each answer into English via the Google Translate API and identifying mismatches. Then, we manually validate a stratified 10% subset of the dataset through targeted Google and Wikipedia searches, confirming both the factual correctness and linguistic clarity of the questions and answers, while removing any hallucinated or inaccurate content.

Next, we use Gemini 2.0 Flash to generate step-by-step reasoning traces for each valid question-answer pair. These structured rationales explain the path to the final answer, emulating chain-of-thought reasoning, enhancing dataset interpretability, and providing supervision signals for training models. Figure 1 shows an example multilingual factual question, including corresponding reasoning traces and final answers.

We divide the final dataset into three parts: a benchmarking set (15%), a training set for supervised fine-tuning (SFT) (70%), and a training set for GRPO training (15%). The split is done randomly based on unique factual questions. The benchmark set is specifically curated to evaluate three key

Which treaty, signed in 1765, granted the British East India Company the Diwani rights of Bengal, Bihar, and Orissa?	1765 में हस्ताक्षरित किस संधि ने ब्रिटिश ईस्ट इंडिया कंपनी को बंगाल, बिहार और उड़ीसा के दीवानी अधिकार प्रदान किए?	สนธิสัญญาใดที่ลงนามในปี 1765 มอบสิทธิ Diwani ของเบงกอล พินาร์ และโอริสสาให้แก่บริษัท บริติช อีสต์ อินเดีย	Question
<p><step> The question asks about the treaty signed in 1765 that granted the British East India Company Diwani rights over Bengal, Bihar, and Orissa.\n</p> <p><step> Diwani rights refer to the right to collect revenue and administer civil justice. \n</p> <p><step> The Treaty of Allahabad, signed in 1765 between Robert Clive of the British East India Company and Mughal Emperor Shah Alam II, officially granted these rights to the Company. This treaty marked a significant turning point in the British East India Company's consolidation of power in India.</p>	<p><step> प्रश्न में पूछा गया है कि 1765 में हस्ताक्षरित किस संधि ने ब्रिटिश ईस्ट इंडिया कंपनी को बंगाल, बिहार और उड़ीसा के दीवानी अधिकार दिए।\n</p> <p><step> 'दीवानी अधिकार' का अर्थ है राजस्व एकत्र करने और नागरिक न्याय प्रशासन का अधिकार।\n</p> <p><step> इलाहाबाद की संधि, जिस पर 1765 में ब्रिटिश ईस्ट इंडिया कंपनी के रॉबर्ट क्लाइव और मुगल सम्राट शाह आलम द्वितीय के बीच हस्ताक्षर किए गए थे, ने आधिकारिक तौर पर इन अधिकारों को कंपनी को प्रदान किया। इस संधि ने भारत में ब्रिटिश ईस्ट इंडिया कंपनी की शक्ति के समेकन में एक महत्वपूर्ण मोड़ दिया।</p>	<p><step> คำถามถามถึงสนธิสัญญาที่ลงนามในปี 1765 ซึ่งมอบสิทธิ Diwani เหนือเบงกอล พินาร์ และโอริสสา ให้แก่บริษัท บริติช อีสต์ อินเดีย\n</p> <p><step> สิทธิ Diwani หมายถึงสิทธิในการเก็บรายได้และบริหารความยุติธรรมทางแพ่ง\n</p> <p><step> สนธิสัญญาอัลลฮาบาด ซึ่งลงนามในปี 1765 ระหว่าง โรเบิร์ต คลाइฟ แห่งบริษัท บริติช อีสต์ อินเดีย และจักรพรรดิชาห์อลัมที่ 2 แห่งราชวงศ์โมกุล ได้มอบสิทธิเหล่านี้ให้กับบริษัทอย่างเป็นทางการ สนธิสัญญานี้ถือเป็นจุดเปลี่ยนที่สำคัญในการรวมอำนาจของบริษัท บริติช อีสต์ อินเดีย ในอินเดีย</p>	Reasoning Traces
Treaty of Allahabad / Allahabad Treaty	इलाहाबाद की संधि / इलाहाबाद संधि	สนธิสัญญาอัลลฮาบาด	Answer (with all possible variants)

Figure 1: A sample from GEOFACT-X in English, Hindi, and Thai. Each presents the same factual question and answer content translated across languages. The corresponding reasoning traces are synthetically generated by Gemini 2.0 Flash. These multilingual and semantically equivalent traces serve as reference reasoning for benchmarking the reasoning quality of other language models in our evaluation framework.

aspects: the quality of the reasoning, the consistency of the response language with the question language, and the factual correctness of the answer.

For evaluation, we adopt the Qwen-2.5-Instruct 72B model [32] as an LLM-as-a-judge to assess and rate the reasoning traces generated by various open-source models against the reference reasoning traces produced by Gemini 2.0 Flash. Specifically, we measure ‘reasoning score’, ‘language mismatch’, and ‘answer correctness’. This evaluation allows us to benchmark the reasoning quality and multilingual fidelity of open-source models relative to a strong proprietary baseline. Please refer to Appendix A for a detailed explanation of the data curation, distribution, and evaluation.

4 BRIDGE: Complementary Learning Systems for Multilingual Reasoning

We aim to improve a model’s multilingual mathematical or factual reasoning capability. Muenighoff *et al.* [26] recently showed that supervised fine-tuning greatly enhances a model’s mathematical reasoning capability when trained on well-curated reasoning traces. However, this approach tends to degrade multilingual reasoning skills due to catastrophic forgetting when models are trained primarily on monolingual datasets. One potential solution is to collect similarly high-quality data across multiple languages, yet data acquisition remains challenging, particularly for low-resource languages (*e.g.*, Swahili, Hindi, and Afrikaans). To tackle this limitation, we propose BRIDGE that uses two complementary learning rules for factual reasoning and mathematical reasoning.

BRIDGE combines two training paradigms: supervised fine-tuning (SFT) and reinforcement fine-tuning (RFT). Similar to s1 [26], a model learns advanced mathematical reasoning via supervised fine-tuning. On the other hand, RFT allows to have multilingual reasoning capability.

Given the question, $q \sim P(Q)$ and the ground-truth sample, $y \in \mathbb{N}^L$, the model generates the output token distribution, $p \in \mathbb{R}^{L \times S}$, where L and S denote the length of the ground-truth sample and the vocabulary size of the model. The objective function of SFT is defined as follows:

$$\mathcal{L}_{\text{SFT}}(\theta) = - \sum_i^L \log p_{i, y_i}. \quad (1)$$

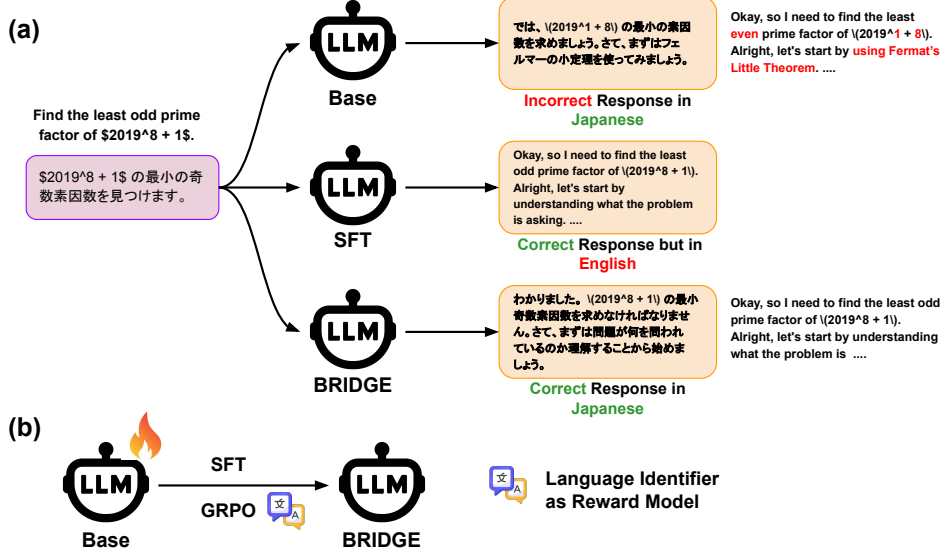


Figure 2: (a) **Example of outputs from a Japanese question from three different models.** Base LLM and supervised fine-tuned models are only correct in either answer or language, while our BRIDGE is correct. (b) **Schematics of BRIDGE.** BRIDGE uses SFT and GRPO with translated question and language identifier to calculate language consistency between the question and generated output as a reward.

Supervised fine-tuning requires that training datasets should contain the same information as the objective (e.g., s1K-1.1 for mathematical reasoning). However, it is difficult to collect similar quality of training data in low-resource languages as in high-resource languages such as English and Chinese. To overcome this limitation, we employ reinforcement fine-tuning with a language consistency objective for multilingual reasoning. Specifically, we leverage Group Relative Policy Optimization (GRPO) [36] that utilizes the same size critic model as the policy model.

Given a monolingual mathematical or factual reasoning dataset, we translate each question, $q \sim P(\mathcal{Q})$, to the target language l_t, q' by using a machine translator (e.g., Google Translate). GRPO samples a group of outputs $\{o_1, o_2, \dots, o_G\}$ from the old policy $\pi_{\theta_{old}}$. Then, the objective function \mathcal{L}_{GRPO} is defined as:

$$\mathcal{L}_{GRPO}(\theta) = -\mathbb{E}[q' \sim P(\mathcal{Q}'), \{o_i\}_{i=1}^G \sim \pi_{\theta_{old}}(\mathcal{O}|q')]$$

$$\frac{1}{G} \sum_{i=1}^G \left\{ \min \left[\frac{\pi_{\theta}(o_i|q')}{\pi_{\theta_{old}}(o_i|q')} \hat{A}_i, \text{clip} \left(\frac{\pi_{\theta}(o_i|q')}{\pi_{\theta_{old}}(o_i|q')}, 1 - \epsilon, 1 + \epsilon \right) \hat{A}_i \right] - \beta \mathbb{D}_{KL} [\pi_{\theta} || \pi_{base}] \right\}, \quad (2)$$

where ϵ and β denote hyper-parameters, and \mathbb{D}_{KL} means the KL divergence between the frozen base model and the current model. $\hat{A}_{i,t}$ is the advantage of the group of outputs.

Given the output o , and language detector f (e.g., Google Translate, langid [24]), the language consistency reward is defined as 1 if the detected language in response matches with the target language l_t , 0 if it does not:

$$r_{\text{lang}} = \delta[f(o_t) = l_t], \quad (3)$$

where $\delta[\cdot]$ denotes the indicator function.

GRPO for multilingual reasoning may potentially interfere with learning mathematical or factual reasoning via supervised fine-tuning (SFT), and it has an additional overhead for language translation and identification. To reduce this, we apply GRPO only with probability p while training. Formally, the total objective function \mathcal{L} is defined as:

$$\mathcal{L} = \mathcal{L}_{\text{SFT}} + m \cdot \mathcal{L}_{\text{GRPO}}, \quad (4)$$

where m is sampled from a Bernoulli distribution with probability p .

5 Experiments

We train Qwen-2.5-7B-Instruct using supervised fine-tuning, reinforcement fine-tuning on the factual reasoning and mathematical reasoning dataset. We use 4 NVIDIA A100 for training and evaluation with DeepSpeed [34]. All metrics are reported on a 0–100 scale for better interpretability. Please refer to Appendix B for the training details.

5.1 Dataset

Training Dataset. To support multilingual alignment and reasoning capabilities, we use two training datasets: one dataset we construct for reinforcing multilingual factual knowledge and alignment, and a publicly available dataset focused on mathematical reasoning.

GeoFact-X Dataset (Multilingual Factual Reasoning). We construct GEOFACT-X, a multilingual dataset of country-specific factual question–answer pairs covering five countries (the USA, India, Japan, Kenya, Thailand) across five languages (English, Hindi, Japanese, Swahili, Thai). This dataset is used exclusively for GRPO training to reinforce factual accuracy and language-conditioned alignment. It incorporates three reward functions based on format matching, answer correctness, and language consistency. The dataset supports multilingual factual reasoning without degrading knowledge retention.

s1K-1.1 Dataset (Multilingual Mathematical Reasoning). s1K-1.1 dataset [26] is originally developed to explore test-time scaling and structured reasoning. The dataset contains 1,000 curated questions with chain-of-thought reasoning traces, selected based on difficulty, diversity, and quality. To verify the superiority of BRIDGE, we also built a s1K-X dataset, a multilingual version of s1K-1.1 by translating into ten topologically diverse languages using Google Translate for baseline SFT results.

Test Dataset. We comprehensively evaluate our model across two core capabilities: multilingual factual reasoning and multilingual mathematical reasoning, using a mix of public benchmarks and our own created dataset.

Factual Reasoning. We evaluate the model’s ability to perform multilingual factual reasoning using two datasets. First, GEOFACT-X tests factual alignment and language-conditioned reasoning through country-specific factual question–answer pairs. Second, X-FaKT [2] is a multilingual factual benchmark spanning 13 languages, designed to assess factual recall and cross-lingual knowledge transfer. The languages in X-FaKT are categorized into high-, medium-, and low-resource groups based on their prevalence in language model training corpora. To evaluate answer quality, we employ Qwen2.5-72B-Instruct as an LLM-as-a-judge to compare model outputs against reference answers generated by Gemini 2.0 Flash.

Mathematical Reasoning. To evaluate multilingual mathematical reasoning, we use three datasets. GSM8K [9] assesses whether our fine-tuned model improves over the English-only baseline. MGSM [37] is a manually translated multilingual version of GSM8K, covering 10 languages with 250 samples per language and native-language chain-of-thought (CoT) prompts. MMLU-ProX (Math subset) [44] is a multilingual extension of MMLU-Pro [43], translated into 13 languages, and contains 1,351 math-related multiple-choice questions; results are reported in Appendix C.4. We also evaluate language accuracy, whether the model’s output is in the same language as the input, and joint accuracy, which measures whether both the answer is mathematically correct and the output is in the correct language, which we discuss below.

5.2 Revisiting Multilingual Reasoning Benchmark

We investigate whether strong performance on multilingual reasoning benchmarks reliably indicates robust multilingual reasoning capabilities. To assess this, we select MGSM [37], a benchmark that includes ten topographically diverse languages specifically for evaluating multilingual mathematical reasoning. Importantly, MGSM provides chain-of-thought prompting in each language (Naive-CoT).

We evaluate several recent large language models, including Qwen2.5 [16], Llama3 [12], Gemma3 [40], and DeepSeek-R1 [13], on MGSM, measuring both answer correctness and language correctness. To quantify language accuracy, we utilize language detection tools (*e.g.*, Google Translate, langid [24]) to verify if the generated reasoning correctly adheres to the intended language.

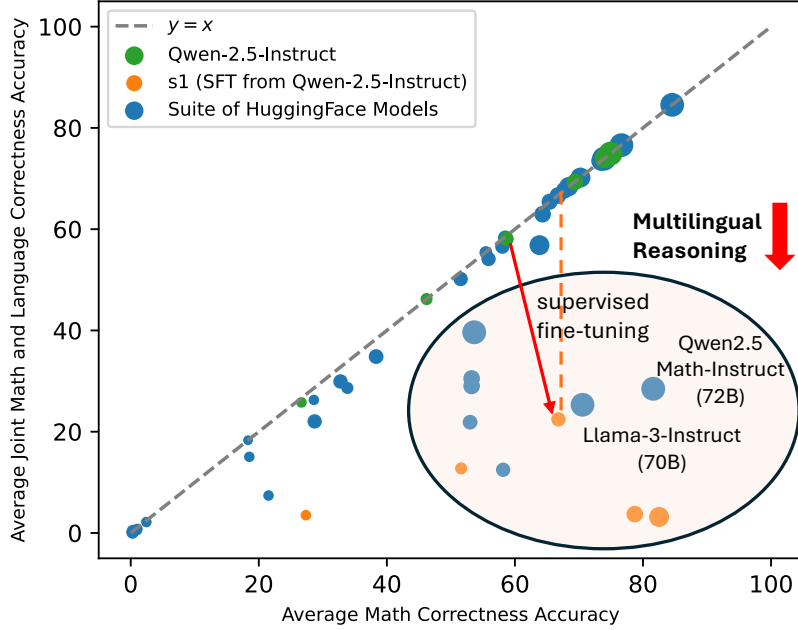


Figure 3: **Mathematical accuracy and the joint accuracy of mathematics and language of various LLMs on MGSM with native Chain-of-Thought.** The size of the circle denotes the number of parameters. Multiple models show much lower joint accuracy than math accuracy, especially s1, a supervised fine-tuned model from Qwen2.5-Instruct.

Formally, given the language identifier, f , language correctness accuracy A_{lang} is defined as follows:

$$A_{\text{lang}} = \frac{1}{N} \sum_n \delta[f(o_n) = l_n], \quad (5)$$

where N denotes the number of samples in the dataset, and $\delta[\cdot]$ is indicator function. o_n , and l_n mean the generated output and the target question language, respectively. Then, we defined the joint accuracy of mathematics and language correctness A_{joint} as follows:

$$A_{\text{joint}} = \frac{1}{N} \sum_n (\delta[f(o_n) = l_n] \cdot \delta[\hat{a}_n = a_n]), \quad (6)$$

where \hat{a}_n and a_n indicate predicted and ground-truth answers for n -th sample, respectively.

Figure 3 illustrates average mathematical accuracy and joint accuracy of mathematical and language correctness on MGSM benchmark across different languages. Please refer to Appendix B.3 for the full model list. Ideally, both metrics should be the same (grey dashed line), yet several models, such as Qwen2.5-72B-Math-Instruct and Llama-3-70B-Instruct, display significantly lower joint accuracy due to low incorrectness. Moreover, the s1 models (orange), fine-tuned from Qwen2.5-Instruct (green), notably degrade language performance while improving mathematical correctness. This result implies that the answer correctness (mathematical accuracy in this example) of the multilingual benchmark does not directly mean that LLMs can reason in the given question language.

5.3 Factual Reasoning

Table 1 summarizes the reasoning performance of the base model (Qwen-2.5-Instruct) and the gains obtained after post-training with GRPO, supervised fine-tuning (SFT), and BRIDGE. We report three metrics: reasoning score, language mismatch, and answer correctness using Qwen-2.5-72B-Instruct as the “LLM-as-a-judge” (see Appendix A.3). Results are additionally split by whether the language is associated with the country (*assoc.*) or not (*non-assoc.*). For example, Thai is associated with Thailand, while it is not associated with the USA.

Table 1: Comparison of model performance on average reasoning score (%), language mismatch (%), and answer correctness (%) on GeoFact-X test set, evaluated across all examples and split by whether the language is associated with the country (‘Assoc.’) or not (‘Non-Assoc.’). Bold means the best performance.

Model	Average Reasoning Score (%) \uparrow			Average Language Mismatch (%) \downarrow			Average Answer Correctness (%) \uparrow		
	All	Assoc.	Non-Assoc.	All	Assoc.	Non-Assoc.	All	Assoc.	Non-Assoc.
Qwen2.5-Instruct	45.6	49.6	44.6	14.2	9.9	15.3	28.6	36.7	26.6
GRPO	43.9 \pm 0.3	45.9 \pm 0.3	43.4 \pm 0.3	0.9 \pm 0.1	0.2 \pm 0.1	1.0 \pm 0.1	28.6 \pm 0.0	31.7 \pm 0.4	27.8 \pm 0.1
SFT	45.6 \pm 0.2	49.1 \pm 0.5	44.7 \pm 0.2	1.3 \pm 0.1	0.9 \pm 0.5	1.3 \pm 0.1	29.4 \pm 0.1	35.4 \pm 0.9	27.9 \pm 0.3
BRIDGE	45.7 \pm 0.1	49.0 \pm 0.5	44.9 \pm 0.2	1.1 \pm 0.2	0.8 \pm 0.2	1.2 \pm 0.2	30.0 \pm 0.2	36.1 \pm 1.0	28.5 \pm 0.4

Table 2: Performance of base model (Qwen-2.5-7B-Instruct) and models fine-tuned with different post-training methods on GEOFACT-X, evaluated across FRS, KTS, and X-FaKT for various language resource groups. Bold indicates the best performance.

Model	FRS (%) \uparrow			KTS (%) \uparrow			X-FaKT (%) \uparrow		
	High	Medium	Low	High	Medium	Low	High	Medium	Low
Qwen2.5-Instruct	83.3	52.4	51.8	77.8	67.7	57.0	80.5	59.1	54.2
GRPO	84.4 \pm 0.2	56.2 \pm 0.6	48.9 \pm 0.6	80.3 \pm 0.8	64.9 \pm 1.6	78.6 \pm 5.5	82.3 \pm 0.5	60.2 \pm 0.7	60.1 \pm 1.5
SFT	78.8 \pm 0.3	45.8 \pm 0.6	45.1 \pm 0.3	82.4 \pm 0.8	78.6 \pm 0.9	81.7 \pm 0.4	80.6 \pm 0.4	57.9 \pm 0.2	58.1 \pm 0.2
BRIDGE	80.3 \pm 0.4	47.5 \pm 0.4	48.8 \pm 0.8	80.0 \pm 0.7	76.4 \pm 1.2	77.4 \pm 2.4	80.2 \pm 0.4	58.6 \pm 0.1	59.8 \pm 0.1

All methods perform better on associated pairs than on non-associated pairs and consistently reduce language mismatch. However, both reasoning score and answer correctness on associative pairs decrease since GEOFACT-X includes more non-associative pairs. BRIDGE achieves the strongest performance across all metrics when evaluated on the full test set, followed by SFT. For a detailed per-language-country analysis, refer to Appendix C.1.

We additionally evaluated the fine-tuned models on X-FaKT [2]. Following Aggarwal *et al.*, we report Factual Recall Score (FRS), Knowledge Transferability Score (KTS), and Cross-Lingual Factual Knowledge Transferability (X-FaKT). GRPO ranks first on X-FaKT and on FRS for high- and medium-resource languages, indicating superior out-of-distribution generalization (Table 2). SFT yields the largest gain in KTS that represents the gap between associative and non-associative recall errors, but reduces FRS, especially for medium- or low-resource languages. BRIDGE shows better performance than SFT, indicating the potential of a combination of SFT and multilingual GRPO. However, it still underperforms compared to GRPO, potentially due to learning more on GEOFACT-X than GRPO, as shown in Table 1.

5.4 Mathematical Reasoning

Table 3 presents the performance of the base LLM, Qwen2.5-7B-Instruct, along with performance improvements obtained after post-training with various methods. We compare the results of the supervised fine-tuning (trained on the s1K-1.1 or s1K-X dataset) and GRPO against BRIDGE. Supervised fine-tuning on s1K-1.1 improves mathematical reasoning performance on GSM8K and MGSM benchmarks but significantly decreases multilingual performance in MGSM, leading to lower joint accuracy across both mathematics and language tasks. Although multilingual performance can be preserved using a translated multilingual dataset (s1K-X), this approach negatively impacts mathematical accuracy in MGSM.

In contrast, BRIDGE enhances mathematical performance on GSM8K comparably to the supervised fine-tuned model (*i.e.*, s1). While its mathematical accuracy on MGSM is lower than that of s1, it substantially improves multilingual reasoning on MGSM compared to s1. However, BRIDGE has a limitation: it utilizes the same ten languages as those in MGSM. To address this limitation, we conducted experiments by translating questions exclusively into Japanese (see Appendix C.2 for cases with other languages). These experiments aimed to verify whether training Multilingual GRPO in a single non-English language can transfer multilingual reasoning capabilities to other languages. Although language performance under this setting is lower than with BRIDGE, the improvement in mathematical performance results in superior joint accuracy.

Table 3: Accuracy of Qwen2.5-7B-Instruct and the accuracy difference between fine-tuned model and the base model with various post-training methods in GSM8K (English) and MGSM (ten languages). Green and red colors denote performance increase and decrease, respectively. Bold means the best performance.

Method	GSM8K \uparrow			MGSM \uparrow		
	Math.	Lang.	Joint	Math.	Lang.	Joint
Qwen-2.5-Instruct	81.2	100	81.2	58.7	99.0	58.1
GRPO	80.4 ± 0.9	100.0 ± 0.0	80.4 ± 0.9	58.8 ± 0.4	95.9 ± 2.9	58.2 ± 0.7
SFT (s1)	87.2 ± 1.6	100.0 ± 0.0	87.2 ± 1.6	66.7 ± 0.1	31.0 ± 0.5	21.9 ± 0.6
SFT on s1K-X	84.3 ± 1.1	66.7 ± 33.3	56.5 ± 28.3	45.2 ± 4.1	99.7 ± 0.1	45.0 ± 4.3
BRIDGE	87.9 ± 0.5	100.0 ± 0.0	87.9 ± 0.5	59.1 ± 0.2	95.0 ± 3.5	55.5 ± 2.7
BRIDGE (ja only)	90.3 ± 0.4	99.9 ± 0.1	90.3 ± 0.4	64.9 ± 0.8	64.6 ± 9.7	44.9 ± 6.2

GRPO itself does not impact performance metrics significantly, unlike the factual reasoning task. This occurs because the s1 dataset exclusively contains problems that neither Qwen2.5-7B-Instruct nor Qwen2.5-32B-Instruct could originally solve (see Meunghoff *et al.* [26]), creating a sparse-reward scenario that impedes effective GRPO training. Please refer to Appendix C for detailed performance results for each individual language.

6 Discussion & Conclusion

We conducted a comprehensive experimental study to investigate whether large language models (LLMs) reason in the target question language. Our study revealed that many LLMs predominantly reason in English or Chinese, rather than the intended query language, even when prompted in other languages. This linguistic inconsistency undermines multilingual reasoning quality and limits the applicability of LLMs in culturally and linguistically diverse settings.

To address this issue, we introduced a new multilingual factual reasoning benchmark, GEOFACT-X, covering five typologically and geographically diverse languages: English, Hindi, Japanese, Swahili, and Thai. The dataset includes factual questions paired with step-by-step reasoning traces generated by Gemini 2.0 Flash, enabling the evaluation of both factual correctness and reasoning alignment in multiple languages. To support consistent evaluation, we also developed an automatic protocol that utilizes an LLM-as-a-judge scoring system. This framework assesses logical structure, factual correctness, and language consistency, making it well-suited for evaluating multilingual and culturally grounded reasoning. Together, the dataset and evaluation framework fill a critical gap in the assessment of multilingual reasoning capabilities in LLMs.

We further proposed BRIDGE, a novel training strategy that combines supervised fine-tuning (SFT) with multilingual GRPO, aided by a language translator and identifier. BRIDGE enables multilingual reasoning capabilities even when trained on a monolingual dataset. Our results show that BRIDGE significantly improves multilingual mathematical reasoning while maintaining strong performance on English reasoning tasks. BRIDGE also enhances multilingual factual reasoning compared to SFT. Notably, it increases language alignment between the input query and generated reasoning traces and improves answer correctness, particularly in medium- and low-resource languages. Importantly, this method offers a resource-efficient solution for improving multilingual reasoning alignment in LLMs, as it eliminates the need for large-scale multilingual instruction tuning while still achieving strong cross-lingual generalization.

Acknowledgements

This research was supported by ARO MURI W911NF2310277. Ila Fiete is supported by the Office of Naval Research and NSF CISE award (IIS-2151077).

References

- [1] Josh Achiam, Steven Adler, Sandhini Agarwal, Lama Ahmad, Ilge Akkaya, Florencia Leoni Aleman, Diogo Almeida, Janko Altschmidt, Sam Altman, Shyamal Anadkat, et al. Gpt-4 technical report. *arXiv preprint arXiv:2303.08774*, 2023.
- [2] Tushar Aggarwal, Kumar Tanmay, Ayush Agrawal, Kumar Ayush, Hamid Palangi, and Paul Pu Liang. Language models’ factuality depends on the language of inquiry. *arXiv preprint arXiv:2502.17955*, 2025.
- [3] Kabir Ahuja, Harshita Diddee, Rishav Hada, Millicent Ochieng, Krithika Ramesh, Prachi Jain, Akshay Nambi, Tanuja Ganu, Sameer Segal, Maxamed Axmed, et al. Mega: Multilingual evaluation of generative ai. *arXiv preprint arXiv:2303.12528*, 2023.
- [4] Sanchit Ahuja, Kumar Tanmay, Hardik Hansrajibhai Chauhan, Barun Patra, Kriti Aggarwal, Luciano Del Corro, Arindam Mitra, Tejas Indulal Dhamecha, Ahmed Awadallah, Monojit Choudhary, et al. sphinx: Sample efficient multilingual instruction fine-tuning through n-shot guided prompting. *arXiv preprint arXiv:2407.09879*, 2024.
- [5] Tom Brown, Benjamin Mann, Nick Ryder, Melanie Subbiah, Jared D Kaplan, Prafulla Dhariwal, Arvind Neelakantan, Pranav Shyam, Girish Sastry, Amanda Askell, et al. Language models are few-shot learners. *NeurIPS*, 2020.
- [6] Samuel Cahyawijaya, Holy Lovenia, and Pascale Fung. Llms are few-shot in-context low-resource language learners. *arXiv preprint arXiv:2403.16512*, 2024.
- [7] Tyler A Chang, Catherine Arnett, Zhuowen Tu, and Benjamin K Bergen. When is multilinguality a curse? language modeling for 250 high-and low-resource languages. *arXiv preprint arXiv:2311.09205*, 2023.
- [8] Pinzhen Chen, Shaoxiong Ji, Nikolay Bogoychev, Andrey Kutuzov, Barry Haddow, and Kenneth Heafield. Monolingual or multilingual instruction tuning: Which makes a better alpaca. *arXiv preprint arXiv:2309.08958*, 2023.
- [9] Karl Cobbe, Vineet Kosaraju, Mohammad Bavarian, Mark Chen, Heewoo Jun, Lukasz Kaiser, Matthias Plappert, Jerry Tworek, Jacob Hilton, Reiichiro Nakano, et al. Training verifiers to solve math word problems. *arXiv preprint arXiv:2110.14168*, 2021.
- [10] Jacob Devlin, Ming-Wei Chang, Kenton Lee, and Kristina Toutanova. Bert: Pre-training of deep bidirectional transformers for language understanding. In *NAACL*, 2019.
- [11] Kazuki Fujii, Taishi Nakamura, Mengsay Loem, Hiroki Iida, Masanari Ohi, Kakeru Hattori, Hirai Shota, Sakae Mizuki, Rio Yokota, and Naoaki Okazaki. Continual pre-training for cross-lingual llm adaptation: Enhancing japanese language capabilities. In *COLM*, 2024.
- [12] Aaron Grattafiori, Abhimanyu Dubey, Abhinav Jauhri, Abhinav Pandey, Abhishek Kadian, Ahmad Al-Dahle, Aiesha Letman, Akhil Mathur, Alan Schelten, Alex Vaughan, et al. The llama 3 herd of models. *arXiv preprint arXiv:2407.21783*, 2024.
- [13] Daya Guo, Dejian Yang, Haowei Zhang, Junxiao Song, Ruoyu Zhang, Runxin Xu, Qihao Zhu, Shirong Ma, Peiyi Wang, Xiao Bi, et al. Deepseek-r1: Incentivizing reasoning capability in llms via reinforcement learning. *arXiv preprint arXiv:2501.12948*, 2025.
- [14] Daniil Gurgurov, Tanja Bäuml, and Tatiana Anikina. Multilingual large language models and curse of multilinguality. *arXiv preprint arXiv:2406.10602*, 2024.
- [15] Sirui Huang, Yanggan Gu, Xuming Hu, Zhonghao Li, Qing Li, and Guandong Xu. Reasoning factual knowledge in structured data with large language models. *arXiv preprint arXiv:2408.12188*, 2024.
- [16] Binyuan Hui, Jian Yang, Zeyu Cui, Jiayi Yang, Dayiheng Liu, Lei Zhang, Tianyu Liu, Jiajun Zhang, Bowen Yu, Keming Lu, et al. Qwen2. 5-coder technical report. *arXiv preprint arXiv:2409.12186*, 2024.
- [17] Naman Jain, King Han, Alex Gu, Wen-Ding Li, Fanjia Yan, Tianjun Zhang, Sida Wang, Armando Solar-Lezama, Koushik Sen, and Ion Stoica. Livecodebench: Holistic and contamination free evaluation of large language models for code. *arXiv preprint arXiv:2403.07974*, 2024.
- [18] Diederik P Kingma. Adam: A method for stochastic optimization. In *ICLR*, 2015.
- [19] Haonan Li, Fajri Koto, Minghao Wu, Alham Fikri Aji, and Timothy Baldwin. Bactrian-x: Multilingual replicable instruction-following models with low-rank adaptation. *arXiv preprint arXiv:2305.15011*, 2023.
- [20] Wangyue Li, Liangzhi Li, Tong Xiang, Xiao Liu, Wei Deng, and Noa Garcia. Can multiple-choice questions really be useful in detecting the abilities of llms? *arXiv preprint arXiv:2403.17752*, 2024.
- [21] Xi Victoria Lin, Todor Mihaylov, Mikel Artetxe, Tianlu Wang, Shuohui Chen, Daniel Simig, Myle Ott, Naman Goyal, Shruti Bhosale, Jingfei Du, et al. Few-shot learning with multilingual generative language models. In *Proceedings of the 2022 conference on empirical methods in natural language processing*, pages 9019–9052, 2022.
- [22] Yong Lin, Hangyu Lin, Wei Xiong, Shizhe Diao, Jianmeng Liu, Jipeng Zhang, Rui Pan, Haoxiang Wang, Wenbin Hu, Hanning Zhang, et al. Mitigating the alignment tax of rlhf. *arXiv preprint arXiv:2309.06256*, 2023.
- [23] Junnan Liu, Hongwei Liu, Linchen Xiao, Ziyi Wang, Kuikun Liu, Songyang Gao, Wenwei Zhang, Songyang Zhang, and Kai Chen. Are your llms capable of stable reasoning? *arXiv preprint arXiv:2412.13147*, 2024.
- [24] Marco Lui and Timothy Baldwin. langid. py: An off-the-shelf language identification tool. In *ACL*, pages 25–30, 2012.

- [25] Yun Luo, Zhen Yang, Fandong Meng, Yafu Li, Jie Zhou, and Yue Zhang. An empirical study of catastrophic forgetting in large language models during continual fine-tuning. *arXiv preprint arXiv:2308.08747*, 2023.
- [26] Niklas Muennighoff, Zitong Yang, Weijia Shi, Xiang Lisa Li, Li Fei-Fei, Hannaneh Hajishirzi, Luke Zettlemoyer, Percy Liang, Emmanuel Candès, and Tatsunori Hashimoto. s1: Simple test-time scaling. *arXiv preprint arXiv:2501.19393*, 2025.
- [27] Xuan-Phi Nguyen, Sharifah Mahani Aljunied, Shafiq Joty, and Lidong Bing. Democratizing llms for low-resource languages by leveraging their english dominant abilities with linguistically-diverse prompts. *arXiv preprint arXiv:2306.11372*, 2023.
- [28] Gabriel Nicholas and Aliya Bhatia. Lost in translation: large language models in non-english content analysis. *arXiv preprint arXiv:2306.07377*, 2023.
- [29] Long Ouyang, Jeffrey Wu, Xu Jiang, Diogo Almeida, Carroll Wainwright, Pamela Mishkin, Chong Zhang, Sandhini Agarwal, Katarina Slama, Alex Ray, et al. Training language models to follow instructions with human feedback. *NeurIPS*, 2022.
- [30] Edoardo Maria Ponti, Goran Glavaš, Olga Majewska, Qianchu Liu, Ivan Vulić, and Anna Korhonen. Xcopa: A multilingual dataset for causal commonsense reasoning. *arXiv preprint arXiv:2005.00333*, 2020.
- [31] Libo Qin, Qiguang Chen, Yuhang Zhou, Zhi Chen, Yinghui Li, Lizi Liao, Min Li, Wanxiang Che, and Philip S Yu. A survey of multilingual large language models. *Patterns*, 6(1), 2025.
- [32] Qwen. :, An Yang, Baosong Yang, Beichen Zhang, Binyuan Hui, Bo Zheng, Bowen Yu, Chengyuan Li, Dayiheng Liu, Fei Huang, Haoran Wei, Huan Lin, Jian Yang, Jianhong Tu, Jianwei Zhang, Jianxin Yang, Jiaxi Yang, Jingren Zhou, Junyang Lin, Kai Dang, Keming Lu, Keqin Bao, Kexin Yang, Le Yu, Mei Li, Mingfeng Xue, Pei Zhang, Qin Zhu, Rui Men, Runji Lin, Tianhao Li, Tianyi Tang, Tingyu Xia, Xingzhang Ren, Xuancheng Ren, Yang Fan, Yang Su, Yichang Zhang, Yu Wan, Yuqiong Liu, Zeyu Cui, Zhenru Zhang, and Zihan Qiu. Qwen2.5 technical report, 2025.
- [33] Rafael Rafailov, Archit Sharma, Eric Mitchell, Christopher D Manning, Stefano Ermon, and Chelsea Finn. Direct preference optimization: Your language model is secretly a reward model. *NeurIPS*, 2023.
- [34] Jeff Rasley, Samyam Rajbhandari, Olatunji Ruwase, and Yuxiong He. Deepspeed: System optimizations enable training deep learning models with over 100 billion parameters. In *SIGKDD*, pages 3505–3506, 2020.
- [35] Uri Shaham, Jonathan Herzig, Roei Aharoni, Idan Szpektor, Reut Tsarfaty, and Matan Eyal. Multilingual instruction tuning with just a pinch of multilinguality. *arXiv preprint arXiv:2401.01854*, 2024.
- [36] Zhihong Shao, Peiyi Wang, Qihao Zhu, Runxin Xu, Junxiao Song, Xiao Bi, Haowei Zhang, Mingchuan Zhang, YK Li, Y Wu, et al. Deepseekmath: Pushing the limits of mathematical reasoning in open language models. *arXiv preprint arXiv:2402.03300*, 2024.
- [37] Freda Shi, Mirac Suzgun, Markus Freitag, Xuezhi Wang, Suraj Srivats, Soroush Vosoughi, Hyung Won Chung, Yi Tay, Sebastian Ruder, Denny Zhou, Dipanjan Das, and Jason Wei. Language models are multilingual chain-of-thought reasoners. In *ICLR*, 2023.
- [38] Shivalika Singh, Freddie Vargus, Daniel Dsouza, Börje F Karlsson, Abinaya Mahendiran, Wei-Yin Ko, Herumb Shandilya, Jay Patel, Deividas Mataciunas, Laura OMahony, et al. Aya dataset: An open-access collection for multilingual instruction tuning. *arXiv preprint arXiv:2402.06619*, 2024.
- [39] Gemini Team, Rohan Anil, Sebastian Borgeaud, Jean-Baptiste Alayrac, Jiahui Yu, Radu Soricut, Johan Schalkwyk, Andrew M Dai, Anja Hauth, Katie Millican, et al. Gemini: a family of highly capable multimodal models. *arXiv preprint arXiv:2312.11805*, 2023.
- [40] Gemma Team, Aishwarya Kamath, Johan Ferret, Shreya Pathak, Nino Vieillard, Ramona Merhej, Sarah Perrin, Tatiana Matejovicova, Alexandre Ramé, Morgane Rivi re, et al. Gemma 3 technical report. *arXiv preprint arXiv:2503.19786*, 2025.
- [41] Llama Team. The llama 4 herd: The beginning of a new era of natively multimodal ai innovation, 2025.
- [42] Alexey Tikhonov and Max Ryabinin. It’s all in the heads: Using attention heads as a baseline for cross-lingual transfer in commonsense reasoning. *arXiv preprint arXiv:2106.12066*, 2021.
- [43] Yubo Wang, Xueguang Ma, Ge Zhang, Yuansheng Ni, Abhranil Chandra, Shiguang Guo, Weiming Ren, Aaran Arulraj, Xuan He, Ziyang Jiang, et al. Mmlu-pro: A more robust and challenging multi-task language understanding benchmark. In *NeurIPS Datasets and Benchmarks Track*, 2024.
- [44] Weihao Xuan, Rui Yang, Heli Qi, Qingcheng Zeng, Yunze Xiao, Yun Xing, Junjie Wang, Huitao Li, Xin Li, Kunyu Yu, Nan Liu, Qingyu Chen, Douglas Teodoro, Edison Marrese-Taylor, Shijian Lu, Yusuke Iwasawa, Yutaka Matsuo, and Irene Li. Mmlu-prox: A multilingual benchmark for advanced large language model evaluation, 2025.
- [45] Yuexiang Zhai, Shengbang Tong, Xiao Li, Mu Cai, Qing Qu, Yong Jae Lee, and Yi Ma. Investigating the catastrophic forgetting in multimodal large language models. *arXiv preprint arXiv:2309.10313*, 2023.

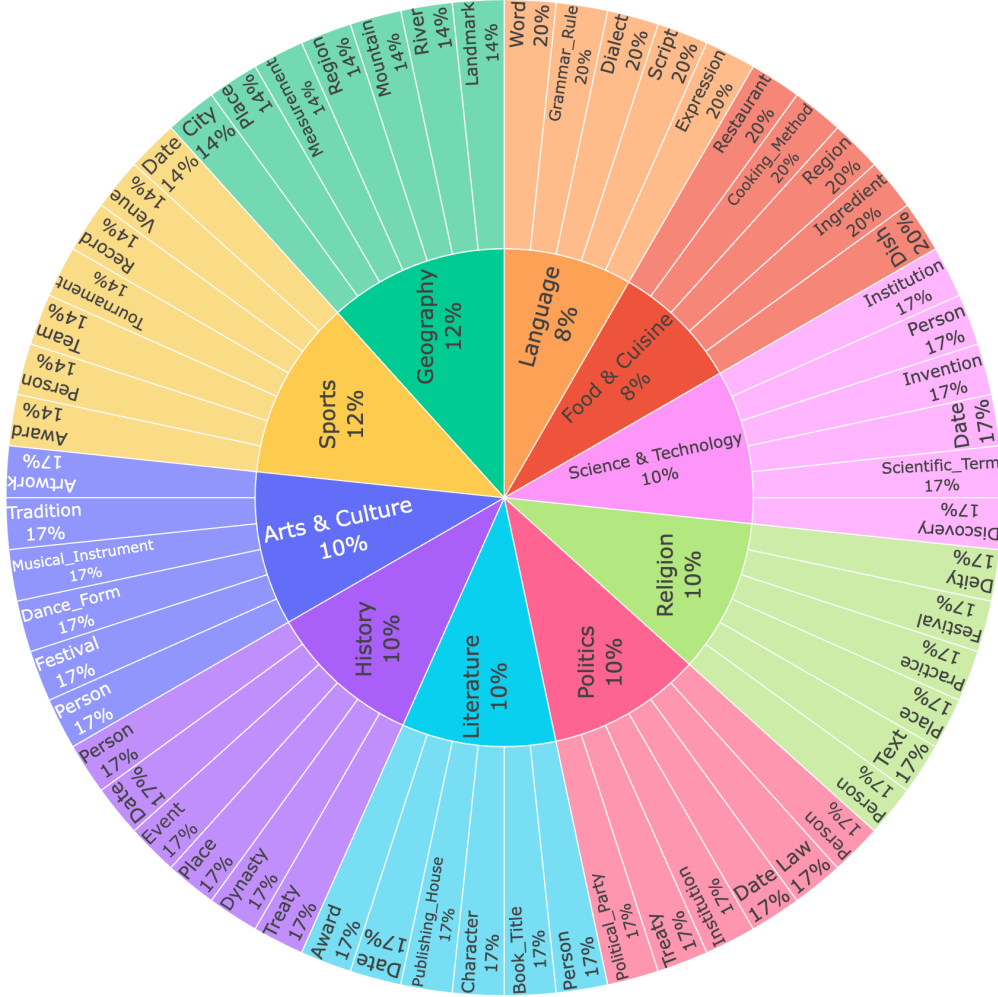


Figure 4: **Illustration of the hierarchical distribution of generated factual question categories by topic and subcategory.** Each colored wedge represents a major topic (e.g., History, Geography), and its outer segments represent specific subcategories (e.g., Person, Place, Treaty). The size of each segment reflects the proportion of questions allocated to that subcategory within its topic. This generation schema was applied uniformly across five countries, and all question sets were translated into five different languages.

A Dataset Details

A.1 Dataset Collection

We created a multilingual factual question-answering dataset using the Gemini API. Figure 5 shows the prompt structure used for generating factual questions and corresponding answers using Gemini 2.0 Flash. For each country-language pair—India (Hindi), USA (English), Japan (Japanese), Thailand (Thai), and Kenya (Swahili)—we generated 600 unique factual QA pairs. The topics spanned ten high-level domains: History, Geography, Politics, Literature, Arts & Culture, Science & Technology, Sports, Food & Cuisine, Language, and Religion. Figure 4 illustrates the distribution of each category for a given country.

Each topic was broken down into subcategories (e.g., "Person", "Date", "Place"), and for each subcategory, 20 questions were automatically generated per country using Gemini. Simultaneously, we generated multilingual counterparts using the widely spoken language in each respective country.

Generate {num_questions} factual questions about {country} focused on the topic of {topic} where the answer type is {answer_type}.

Requirements:

1. Each question must have a SINGLE, DEFINITE answer (not subjective or opinion-based).
2. Focus on facts that are well-established and locally known in {country}.
3. For each answer, provide ALL possible correct variants (e.g., full names, common abbreviations, alternative names).
4. DO NOT include any ambiguous questions where the answer could be interpreted in multiple ways.
5. Each question should be translated into exactly these languages: English, Hindi, Japanese, Swahili, and Thai.

CRITICAL TRANSLATION REQUIREMENTS:

- Ensure HIGHEST QUALITY translations in all languages. Translations must be accurate and natural-sounding.
- For proper nouns, provide BOTH the transliterated version AND the commonly accepted translation in each language.
- Pay special attention to terms that have specific cultural meaning or context.
- Maintain consistent terminology across all translations of the same question/answer.
- For Hindi translations: Follow modern standard Hindi conventions and proper transliteration standards.
- For Japanese translations: Use appropriate kanji, hiragana, and katakana. Include both kanji and phonetic readings where appropriate.
- For Swahili translations: Use standard Swahili spelling and grammar conventions.
- For Thai translations: Use proper Thai script and formal Thai language.
- When translating names of people, places, or specific terms, include commonly recognized translations in each language.

6. For EACH language version, provide ALL possible correct answer variants in that language.

7. Questions should be DIVERSE within the selected topic - avoid redundant or very similar questions.

8. Ensure the answers are SPECIFIC and PRECISE - avoid phrases or long explanations as answers.

Return the data in the following JSON format:

```
{{
  "question_id": "unique_incrementing_number",
  "languages": [
    {{
      "language_code": "en",
      "language_name": "English",
      "question": "The exact question text in English",
      "answers": ["Primary answer", "Alternative form 1", "Alternative form 2"]
    }},
    {{
      "language_code": "hi",
      "language_name": "Hindi",
      "question": "The exact question text in Hindi",
      "answers": ["Primary answer in Hindi", "Alternative form 1 in Hindi", "Alternative form 2 in Hindi"]
    }},
    // Repeat for Japanese (ja), Swahili (sw), and Thai (th)
  ],
  "topic": "{topic}",
  "answer_type": "{answer_type}",
  "region": "{country}"
}}
```

IMPORTANT: Return ONLY valid JSON without any explanations, formatting, or additional text outside the JSON structure. Ensure all apostrophes, quotation marks, and special characters are properly escaped in the JSON.

Figure 5: Prompt for Generating Multilingual Factual Questions and Answers in GEOFACT-X. This prompt instructs the LLM to generate diverse, unambiguous factual questions about a specific country and topic, each with a single, definite answer. The questions and their answers are provided in five languages—English, Hindi, Japanese, Swahili, and Thai—with strict requirements for high-quality translations, consistent terminology, and inclusion of all valid answer variants in each language.

We checked for and removed duplicate questions. A stratified sample of 10% of the dataset was manually verified by the author via cross-referencing with Wikipedia and Google Search. Some of

You are a multilingual reasoning assistant. For each of the following factual questions about the country, generate structured output in the following format for all the 5 questions:

```
{
  "question": "",
  "answer_list": [""],
  "reasoning": "<step> Step-by-step reasoning in the same language as the question, each step starting with <step>",
  "corrected_answer_list": [""],
  "topic": "",
  "region": "",
  "answer_type": ""
}
```

Instructions:

1. The reasoning must be written strictly in the same language as the question.
2. Each reasoning step must begin with <step> (e.g., <step> माउंट केन्या एक ज्वालामुखी पर्वत है ...).
3. Start from relevant background knowledge or interpretation of the question and proceed step-by-step toward the correct answer.
4. For the corrected_answer_list:
 - Review the provided answer_list.
 - Remove duplicates (case-insensitive, spacing-normalized).
 - Add valid alternative phrasings or translations if any are missing (e.g., transliterations, local variants).
5. The reasoning must be comprehensive and detailed, including:
 - Relevant background information and definitions of key terms or entities.
 - Historical, cultural, geographical, or scientific context if applicable.
 - Logical deductions and connections to prior knowledge.
 - Contrast with similar or confusing facts (e.g., common misconceptions).
 - Justifications for why incorrect options are incorrect (if multiple answers are possible).
 - Step-by-step elimination or validation of answer candidates.
6. Each <step> should be at least 1–2 full sentences and contribute meaningfully to building up the answer. Do not skip intermediate steps, even if obvious. Think like a teacher explaining to a curious student

Figure 6: Structured prompt for multilingual factual reasoning generation using Gemini 2.0 Flash on GEOFACT-X. This prompt guides the model to generate step-by-step reasoning and corrected answers for factual questions about a country, using the same language as the input question. The output consists of five JSON object strings for the same factual question, each in a different language.

the hallucinated or factually incorrect QA pairs were identified and removed. The remaining dataset is undergoing complete verification.

In the next stage, we generate reasoning traces using Gemini 2.0 Flash based on factual questions and their corresponding answers through Chain-of-Thought prompting. Figure 6 illustrates the prompt structure. We explicitly specify in the prompt that each reasoning step should begin with a <step> token. The reasoning is grounded in factual knowledge related to the question, which helps the model arrive at the correct answer. These reasoning traces serve as a reference ground truth for evaluating the reasoning quality of other LLMs in comparison to Gemini 2.0 Flash.

A.2 Description

Each question in the dataset includes:

- A factual question.
- A correct answer.
- A Chain-of-Thought (CoT) explanation with stepwise reasoning annotated using <step> tokens.

The questions cover diverse knowledge domains and are tailored to specific countries and cultures to enhance the dataset’s representational diversity.

We used the dataset for multi-stage training:

```

# Reasoning Quality Evaluation
You are an expert reasoning evaluator tasked with comparing an LLM's reasoning trace against a
ground truth reasoning trace. Your evaluation must be fair, consistent, and based solely on the
quality of reasoning, not on superficial similarities.

## Input:
- Question: {question}
- Answer List: {answer_list}
- Ground Truth Reasoning: {ground_truth_reasoning}
- LLM Response: {llm_generation}

## Evaluation Criteria:
Assess the quality of the LLM's reasoning compared to the ground truth on a scale from 0-10
based on the following:

1. Logical Structure (40%):
- How well does the reasoning follow a clear, step-by-step logical progression?
- Are the steps in a sensible order that builds toward the answer?

2. Key Insights (30%):
- Does the reasoning identify the same critical insights as the ground truth?
- Are the important clues from the question properly recognized and utilized?

3. Factual Correctness (20%):
- Is the reasoning free from factual errors?
- Does it avoid adding irrelevant information or missing necessary information?

4. Conclusion Validity (10%):
- Does the reasoning correctly lead to the answer?
- Is the link between the reasoning and the conclusion clear?

## Scoring Guide:
0-1: Completely irrelevant or fundamentally flawed reasoning
2-3: Major logical errors or missing critical insights
4-5: Contains some correct elements but misses important aspects
6-7: Good reasoning with minor gaps or imperfections
8-9: Very good reasoning, almost matching ground truth quality
10: Perfect reasoning, capturing all key insights with proper structure

## Language Mismatch:
Determine if the LLM reasoning is in a different language than the ground truth reasoning.
- 0: Same language
- 1: Different language

## Your Response (FORMAT STRICTLY REQUIRED):
REASONING_SCORE: [integer between 0-10]
LANGUAGE_MISMATCH: [0 or 1]
ANSWER_CORRECT: [0 or 1] # 1 if the LLM's final answer matches the ground truth answers in
Answer List, 0 otherwise
JUSTIFICATION: [Brief explanation of your evaluation, highlighting strengths and weaknesses]

```

Figure 7: **Prompt for LLM-as-a-Judge to Evaluate Reasoning Traces Using Gemini 2.0 Flash.** This prompt guides the evaluation of an LLM-generated reasoning trace against a ground truth using specific criteria such as logical structure, key insights, factual correctness, and conclusion validity. The evaluation is performed by Qwen2.5-72B Instruct, acting as the LLM-as-judge, and includes scoring, language mismatch detection, and answer validation.

- **SFT Phase:** Using 70% of the data, we trained models to generate accurate factual answers given questions.

- **GPPO Phase:** We used the next 15% to teach preference optimization by ranking answers generated by different model variants.
- **Benchmark Phase:** The final 15% was reserved as a held-out evaluation set to measure factuality, linguistic quality, and cultural accuracy.

The Chain-of-Thought (CoT) format enables stepwise reasoning supervision, which helps improve interpretability and factual accuracy in the model’s output.

A.3 Evaluation Protocol

We use LLM-as-a-Judge to evaluate the reasoning quality, answer correctness, and language consistency of these LLMs. Figure 7 shows the prompt structure for the LLM-as-a-Judge, demonstrating the instructions and rules under which it evaluates any LLM-generated responses. Additionally, these reasoning traces are also utilized for Supervised Fine-Tuning (SFT) and BRIDGE-based fine-tuning.

A.4 Safeguards and Licensing

We ensured factual correctness through manual review and removed hallucinated content. The dataset only includes content that is either machine-generated or derived from public knowledge, such as Wikipedia, and therefore does not infringe on private or copyrighted material. We release the dataset under the MIT License, which permits reuse, modification, and distribution, provided that the original license and copyright notice are included.

B Experimental Details

B.1 Training

We adopt the hyperparameter configuration from s1 [26], with the exception of batch size, which we reduced from 16 to 8 due to resource constraints. Specifically, the training hyperparameters are as follows: learning rate of 10^{-5} , minimum learning rate of 0, weight decay of 10^{-4} , total batch size of 8, training conducted for 5 epochs, and a cosine learning rate scheduler with warmup ratio of 0.05. Adam [18] is used with $\beta_1 = 0.9$ and $\beta_2 = 0.95$. The maximum sequence and token lengths are set to 20,000. Regarding the GRPO part, we use a maximum completion length of 256 (1,024) tokens, generate 8 (2) completions per prompt, and set the maximum step to 10 due to constraints (parentheses denote mathematical reasoning parameters in case of difference). For BRIDGE, the probability of using GRPO is 0.01. We train the model with three different random seeds to calculate the standard error. For s1K-X dataset, we use Google Translate to translate s1K-1.1 dataset into multiple languages used in MGSM benchmark: Bengali, Germany, Spanish, French, Japanese, Russian, Swahili, Telugu, Thai, and Chinese.

B.2 Evaluation

For factual reasoning, we utilized the evaluation framework designed in [2] to assess FRS, KTS, and X-FaKT scores. FRS (Factual Recall Score) measures a model’s factual accuracy within a single language:

$$\text{FRS} = \frac{2}{3} \left(\frac{1}{\mu_{\text{assoc.}} + \mu_{\text{non-assoc.}} + 1} - \frac{1}{3} \right), \quad (7)$$

where $\mu_{\text{assoc.}}$ and $\mu_{\text{non-assoc.}}$ denote the average error rates for cases where the language is associated with the country and not associated with the country, respectively. The constants $3/2$ and $1/3$ serve as normalization factors to ensure that FRS ranges within $[0, 1]$.

KTS (Knowledge Transferability Score) captures how effectively factual knowledge transfers across languages, which is formally defined as:

$$\text{KTS} = 2 \left(\frac{1}{|\mu_{\text{assoc.}} - \mu_{\text{non-assoc.}}| + 1} - \frac{1}{2} \right). \quad (8)$$

Table 4: List of all models and sizes evaluated on MGSM in Figure 3. All models are sourced from HuggingFace.

Model Name	Model Sizes
Qwen2.5	1.5B, 3B, 7B, 14B, 32B
Qwen2.5-Instruct	1.5B, 3B, 7B, 14B, 32B
Qwen2.5-Instruct-GPTQ-Int4	1.5B, 3B, 7B, 14B, 32B
Qwen2.5-Instruct-GPTQ-Int8	1.5B, 3B, 7B, 14B, 32B
Qwen2.5-Instruct-AWQ	7B, 14B, 32B
Qwen2.5-Instruct-1M	7B, 14B
Qwen2.5-Math	1.5B, 7B, 72B
Qwen2.5-Math-Instruct	1.5B, 7B, 72B
s1	1.5B, 3B, 7B, 14B, 32B
Llama-3-Instruct	8B, 70B
Llama-3.3-Instruct	70B
Gemma-3-PT	1B, 4B, 12B, 27B
Gemma-3-IT	1B, 4B, 12B, 27B
DeepSeek-R1-Distill-Qwen	1.5B, 3B, 7B, 14B, 32B
DeepSeek-R1-Distill-Llama	8B, 70B

Finally, X-FaKT (Cross-Lingual Factual Knowledge Transferability Score) is a harmonic mean of FRS and KTS to assess multilingual generalization:

$$\text{X-FaKT} = 2 \cdot \frac{\text{FRS} \times \text{KTS}}{\text{FRS} + \text{KTS}}. \quad (9)$$

Together, these metrics offer a nuanced understanding of a model’s cross-lingual factual reasoning capabilities, extending beyond simple accuracy.

For mathematical reasoning, we employed the `lm-evaluation-harness`² library to evaluate each model. Specifically, we used the MGSM [37] Native-CoT setting and the MMLU-ProX [44] Math category with a 5-shot chain-of-thought prompt to ensure the model reasons in its native language. `langid` [24] is used to evaluate language correctness.

B.3 Models Evaluated on MGSM

Table 4 provides the complete list of models evaluated in Figure 3. All models are sourced from HuggingFace³, a public repository of large language models. We include Qwen2.5 [32], s1 [26], Llama [12], Gemma [40], and DeepSeek-R1 [13], each with a range of model sizes.

C Additional Results

C.1 GEOFACT-X Evaluation in Each Language and Country Pair

Tables 5, 6, and 7 present reasoning score, language mismatch, and answer correctness for each language–country pair. Diagonal entries correspond to associative pairs, while off-diagonal entries correspond to non-associative pairs. Associative countries consistently achieve higher performance across all metrics compared to non-associative ones. English (a high-resource language) generally outperforms other languages. Among non-associative cases, performance for the United States exceeds that of Kenya and Thailand, which may reflect differences in pre-training and fine-tuning data exposure. As discussed in Section 5.3, all methods substantially reduce language mismatch. However, no consistent trend is observed in reasoning score and answer correctness across language–country pairs.

²<https://github.com/EleutherAI/lm-evaluation-harness>

³<https://huggingface.co/>

Table 5: Average Reasoning Score (%) by Language and Region (Left: GRPO Finetuning, Right: Instruct (Baseline)). Reasoning quality is assessed using an LLM-as-a-judge framework, which evaluates model-generated justifications against reference Gemini 2.0 Flash reasoning traces in the GeoFact-X dataset. Higher scores indicate more coherent, relevant, and logically sound reasoning. The gray diagonal entries represent associated language–country pairs. Bold means the best performance in each pair.

Language	Model	USA	India	Japan	Kenya	Thailand
English	Qwen2.5-Instruct	65.3	54.7	59.4	54.1	51.1
	GRPO	66.9 ± 0.6	61.7 ± 0.3	61.8 ± 0.5	57.1 ± 1.3	51.0 ± 0.2
	SFT	65.1 ± 0.5	60.9 ± 0.8	58.2 ± 0.4	56.4 ± 0.9	48.3 ± 0.6
	BRIDGE	66.3 ± 0.8	61.9 ± 1.5	58.9 ± 0.5	55.7 ± 1.8	50.3 ± 0.7
Hindi	Qwen2.5-Instruct	35.6	36.0	37.0	34.3	35.8
	GRPO	36.7 ± 1.0	33.4 ± 2.1	34.6 ± 0.4	34.0 ± 1.6	36.0 ± 1.6
	SFT	34.6 ± 0.6	37.8 ± 1.6	36.0 ± 2.3	39.6 ± 0.9	37.0 ± 0.7
	BRIDGE	34.6 ± 0.9	35.8 ± 1.8	36.5 ± 0.9	39.1 ± 1.5	36.4 ± 1.6
Japanese	Qwen2.5-Instruct	49.6	43.9	51.6	43.0	41.3
	GRPO	50.8 ± 1.7	43.3 ± 2.7	53.2 ± 0.1	43.8 ± 0.9	41.9 ± 2.1
	SFT	44.1 ± 1.0	40.8 ± 2.7	50.8 ± 1.0	45.5 ± 1.3	41.4 ± 0.6
	BRIDGE	44.2 ± 0.5	42.0 ± 0.5	52.1 ± 1.1	46.6 ± 1.1	41.0 ± 0.8
Swahili	Qwen2.5-Instruct	37.5	41.7	38.6	38.6	34.9
	GRPO	30.7 ± 0.1	29.8 ± 1.2	30.8 ± 0.9	31.9 ± 1.0	30.6 ± 2.3
	SFT	46.5 ± 1.4	47.0 ± 0.6	44.5 ± 1.5	48.4 ± 1.4	45.0 ± 0.8
	BRIDGE	46.2 ± 1.6	48.8 ± 0.4	44.1 ± 1.7	47.9 ± 2.4	44.2 ± 1.3
Thai	Qwen2.5-Instruct	54.3	46.6	47.9	45.7	44.1
	GRPO	53.9 ± 0.7	46.4 ± 1.1	48.4 ± 1.3	44.3 ± 2.0	44.2 ± 2.7
	SFT	42.7 ± 0.7	39.9 ± 1.0	42.5 ± 2.1	43.4 ± 0.4	43.2 ± 1.8
	BRIDGE	42.6 ± 1.2	38.5 ± 0.4	42.2 ± 2.1	44.2 ± 1.4	42.6 ± 0.9

Table 6: Average Language Mismatch (%) by Language and Region (Left: GRPO Finetuning, Right: Instruct (Baseline)). The Language Mismatch score is defined as the ratio of data samples in GeoFact-X where the model provides reasoning in a language different from the input query (*i.e.*, the lower score is better). The gray diagonal entries represent associated language–country pairs. Bold means the best performance in each pair.

Language	Model	USA	India	Japan	Kenya	Thailand
English	Qwen2.5-Instruct	35.1	70.0	49.0	50.5	51.6
	SFT	0.7 ± 0.6	0.3 ± 0.6	1.0 ± 0.0	1.0 ± 1.0	1.1 ± 0.0
	GRPO	0.0 ± 0.0	0.0 ± 0.0	0.0 ± 0.0	0.0 ± 0.0	0.0 ± 0.0
	BRIDGE	0.0 ± 0.0	0.3 ± 0.6	0.3 ± 0.6	0.3 ± 0.6	0.0 ± 0.0
Hindi	Qwen2.5-Instruct	4.8	0.0	6.7	0.0	4.7
	SFT	0.0 ± 0.0	0.4 ± 0.7	0.0 ± 0.0	0.4 ± 0.7	0.4 ± 0.7
	GRPO	0.0 ± 0.0	0.0 ± 0.0	0.4 ± 0.6	0.0 ± 0.0	0.4 ± 0.7
	BRIDGE	0.0 ± 0.0	0.4 ± 0.7	0.7 ± 1.3	0.4 ± 0.7	0.4 ± 0.7
Japanese	Qwen2.5-Instruct	5.1	1.1	2.3	0.0	2.6
	SFT	0.4 ± 0.7	0.4 ± 0.6	0.4 ± 0.7	0.0 ± 0.0	0.9 ± 0.7
	GRPO	1.7 ± 0.7	0.4 ± 0.6	0.0 ± 0.0	1.6 ± 0.7	0.9 ± 1.5
	BRIDGE	1.3 ± 1.3	0.0 ± 0.0	0.4 ± 0.7	0.4 ± 0.7	0.4 ± 0.7
Swahili	Qwen2.5-Instruct	31.0	36.3	46.0	14.0	30.8
	SFT	0.5 ± 0.8	1.5 ± 0.7	2.7 ± 1.8	0.4 ± 0.7	4.7 ± 2.0
	GRPO	0.5 ± 0.8	1.5 ± 1.8	0.4 ± 0.7	0.4 ± 0.7	1.3 ± 1.3
	BRIDGE	2.8 ± 0.0	1.1 ± 1.1	1.1 ± 1.1	0.4 ± 0.7	5.1 ± 2.2
Thai	Qwen2.5-Instruct	48.1	41.9	60.7	48.8	31.8
	SFT	4.3 ± 0.7	1.9 ± 1.8	3.6 ± 1.2	1.6 ± 0.7	2.7 ± 3.8
	GRPO	4.3 ± 1.5	1.9 ± 1.8	2.0 ± 1.8	3.2 ± 0.7	0.8 ± 0.7
	BRIDGE	3.0 ± 2.0	2.7 ± 1.3	0.8 ± 0.7	2.0 ± 1.8	2.7 ± 0.7

C.2 MGSM Evaluation in Each Language

Table 8 shows individual math and language accuracy change compared to the base model (Qwen2.5-7B-Instruct) in each language. As we mentioned in Section 5, supervised fine-tuning on s1K-1.1 improves math performance while losing language performance. Conversely, GRPO rarely changes performance on both mathematics and language across all languages. BRIDGE generally maintains language performance. However, its German performance is much lower, which might be related to the language sampled for translating the question. Although BRIDGE with Japanese translation only achieves better math performance than BRIDGE, it leads to a bad language performance on a few low- or medium-resource languages (*i.e.*, Bengali, Russian, and Swahili).

Table 7: Average Answer Correctness by Language and Region (Left: GRPO Finetuning, Right: Instruct (Baseline)). Answer correctness is evaluated by comparing the model-generated answers against gold-standard references (Gemini Flash 2.0 Reasoning Traces) in the GeoFact-X dataset. Scores reflect the proportion of responses deemed factually correct by an LLM-as-a-judge framework. Higher scores indicate more accurate and reliable outputs. The gray diagonal entries represent associated language–country pairs. Bold means the best performance in each pair.

Lang	Model	USA	India	Japan	Kenya	Thailand
English	Qwen2.5-Instruct	68.1	47.0	50.0	37.4	28.6
	GRPO	70.9 ± 2.2	61.3 ± 1.5	57.6 ± 2.2	46.1 ± 3.1	32.6 ± 2.3
	SFT	63.5 ± 2.7	59.0 ± 2.0	48.6 ± 1.6	43.4 ± 2.7	29.7 ± 4.4
	BRIDGE	65.6 ± 2.2	59.0 ± 3.0	51.7 ± 2.2	43.1 ± 5.6	31.1 ± 2.3
Hindi	Qwen2.5-Instruct	14.3	13.6	17.8	12.8	11.8
	GRPO	21.4 ± 2.1	13.3 ± 2.9	14.8 ± 0.6	13.6 ± 2.9	10.2 ± 3.4
	SFT	13.9 ± 2.7	19.3 ± 1.1	12.6 ± 2.6	20.9 ± 2.0	13.3 ± 1.8
	BRIDGE	15.1 ± 1.8	19.7 ± 1.7	13.3 ± 1.9	19.8 ± 1.2	14.5 ± 2.4
Japanese	Qwen2.5-Instruct	34.6	24.7	35.6	12.8	18.2
	GRPO	38.5 ± 6.8	28.8 ± 2.8	37.2 ± 0.7	19.4 ± 1.8	18.2 ± 3.4
	SFT	32.1 ± 2.2	24.7 ± 6.8	41.8 ± 1.3	26.4 ± 4.7	19.9 ± 2.0
	BRIDGE	30.8 ± 2.6	25.1 ± 0.6	42.5 ± 2.0	27.9 ± 3.1	20.3 ± 2.0
Swahili	Qwen2.5-Instruct	19.7	23.0	12.6	18.6	9.0
	GRPO	18.3 ± 1.4	14.9 ± 4.6	11.1 ± 4.8	13.6 ± 1.8	9.4 ± 3.2
	SFT	29.1 ± 1.6	30.7 ± 2.4	22.2 ± 4.4	29.1 ± 4.0	24.8 ± 1.5
	BRIDGE	33.3 ± 3.5	33.3 ± 1.1	21.1 ± 1.8	28.3 ± 3.4	22.2 ± 0.7
Thai	Qwen2.5-Instruct	45.5	30.2	25.0	23.8	23.5
	GRPO	46.8 ± 1.3	34.1 ± 4.7	34.9 ± 4.8	23.8 ± 3.6	23.5 ± 4.2
	SFT	28.1 ± 0.7	21.3 ± 0.7	29.4 ± 1.8	27.4 ± 1.2	23.5 ± 3.1
	BRIDGE	28.6 ± 3.4	23.3 ± 0.0	27.8 ± 3.6	28.6 ± 2.4	24.3 ± 1.8

Table 8: Accuracy of base (Qwen2.5-7B-Instruct) model and models fine-tuned with each post-training method on MGSM. Bold means the best performance.

Model	MGSM	Question Language									
		bn	de	es	fr	ja	ru	sw	te	th	zh
Math Performance											
Qwen2.5-Instruct	58.7	61.2	72.0	72.8	62.4	70.4	65.6	14.0	29.6	69.6	69.2
GRPO	58.8	59.7	69.7	75.9	65.7	66.9	71.7	12.8	27.7	64.9	72.4
SFT (s1)	66.7	66.4	77.4	78.0	79.6	73.6	83.6	18.6	35.2	74.6	79.8
SFT on s1K-X	45.2	34.7	51.2	60.8	69.3	44.0	52.5	10.4	8.8	64.7	55.1
BRIDGE	59.1	57.1	77.2	82.0	78.7	67.5	81.1	2.1	19.3	45.5	80.4
BRIDGE (JA only)	64.9	67.1	77.2	80.4	82.4	70.5	84.8	16.1	27.1	67.2	75.6
BRIDGE (RU only)	62.6	59.5	74.8	79.9	80.4	64.8	78.0	13.6	25.7	68.1	80.8
BRIDGE (SW only)	57.5	58.3	74.9	70.1	79.2	62.9	78.4	4.8	20.1	54.4	71.6
Language Performance											
Qwen2.5-Instruct	99.0	100.0	100.0	100.0	100.0	91.6	100.0	100.0	100.0	98.8	100.0
GRPO	95.9	99.9	100.0	100.0	99.9	100.0	100.0	60.0	100.0	99.6	100.0
SFT (s1)	31.0	13.6	81.4	88.6	5.8	6.0	2.6	0.0	22.8	27.8	62.2
SFT on s1K-X	99.7	100.0	99.9	99.9	99.9	100.0	99.7	99.9	100.0	100.0	98.0
BRIDGE	95.0	98.3	66.7	98.4	100.0	99.9	97.6	99.7	95.9	96.3	97.7
BRIDGE (JA only)	64.6	23.2	98.7	78.3	87.1	98.9	31.7	4.9	56.8	66.8	99.6
BRIDGE (RU only)	78.6	69.9	66.0	66.9	64.3	96.9	99.6	61.7	93.3	67.7	99.9
BRIDGE (SW only)	79.5	71.5	69.5	68.9	67.3	99.7	68.0	75.2	84.3	91.3	100.0
Joint Performance											
Qwen2.5-Instruct	58.1	61.2	72.0	72.8	62.4	65.2	65.6	14.0	29.6	68.8	69.2
GRPO	58.2	59.6	69.7	75.9	65.6	66.9	71.7	7.7	27.7	64.5	72.4
SFT (s1)	21.9	5.6	62.8	68.6	4.6	2.4	1.2	0.0	5.8	18.6	49.0
SFT on s1K-X	45.0	34.7	51.2	60.8	69.3	44.0	52.5	10.4	8.8	64.7	53.7
BRIDGE	55.5	56.4	50.1	81.2	78.7	67.3	79.5	2.0	17.7	43.5	78.5
BRIDGE (JA only)	44.9	13.2	76.4	62.4	71.1	69.7	26.5	0.7	12.9	40.9	75.3
BRIDGE (RU only)	48.5	39.3	47.1	51.6	51.5	62.8	78.0	7.2	23.9	43.1	80.7
BRIDGE (SW only)	44.1	37.9	51.5	45.5	53.5	62.7	52.5	3.6	14.9	46.9	71.6

We also illustrate an MGSM Russian example response from Qwen2.5-7B-Instruct and SFT, GRPO, BRIDGE fine-tuned models on Figure 8. All models generate the correct answer from a given question written in Russian. However, the SFT model uses English instead of Russian, while others

<p>Question</p> <pre><jim_start>system You are Qwen, created by Alibaba Cloud. You are a helpful assistant.<jim_end> <jim_start>user\nЗадача: Утки Дженет несут по 16 яиц в день. Она ест три на завтрак каждое утро и печет кексы для своих друзей каждый день, используя четыре. Остаток она каждый день продает на фермерском рынке по 2 \$ за свежее утиное яйцо. Сколько в долларах она зарабатывает на фермерском рынке каждый день?\nПошаговое решение:<jim_end> <jim_start>assistant</pre>	<p>GRPO</p> <p>Давайте решим эту задачу пошагово:</p> <ol style="list-style-type: none"> 1. Сначала определим, сколько яиц остается после того, как утки Дженет съедают и используют их для кексов: <ul style="list-style-type: none"> - Всего яиц в день: 16 - Яиц, съеденных на завтрак: 3 - Яиц, использованных для кексов: 4 - Остаток яиц: $16 - 3 - 4 = 9$ 2. Теперь определим, сколько денег Дженет зарабатывает на продаже оставшихся яиц: <ul style="list-style-type: none"> - Цена за одно яйцо: 2 \$ - Количество продаваемых яиц: 9 - Общая сумма за день: $9 * 2 = 18$ \$ <p>Таким образом, Дженет зарабатывает 18 долларов на фермерском рынке каждый день.</p>
<p>Qwen2.5-7B-Instruct</p> <p>Давайте решим эту задачу пошагово:</p> <ol style="list-style-type: none"> 1. Сначала определим, сколько яиц остается после того, как утки Дженет съедают и используют их: <ul style="list-style-type: none"> - Всего яиц в день: 16 - Яиц на завтрак: 3 - Яиц для кексов: 4 - Остаток: $16 - 3 - 4 = 9$ яиц 2. Теперь определим, сколько Дженет продает на фермерском рынке: <ul style="list-style-type: none"> - Она продает все оставшиеся яйца: 9 яиц 3. Посчитаем, сколько денег она зарабатывает: <ul style="list-style-type: none"> - Цена за яйцо: 2 \$ - За 9 яиц: $9 * 2 = 18$ \$ <p>Таким образом, Дженет зарабатывает 18 долларов на фермерском рынке каждый день.</p>	<p>BRIDGE</p> <p>Окай, давайте решим эту задачу шаг за шагом. У нас есть информация о том, что утки Дженет несут 16 яиц в день. Она сама ест три яйца на завтрак каждый день и использует еще четыре яйца для печения кексов для своих друзей. Остаток яиц она продает на фермерском рынке по 2 доллара за каждое свежее утиное яйцо. Нам нужно определить, сколько она зарабатывает на фермерском рынке каждый день.</p> <p>**Шаг 1: Вычислить количество яиц, которые Дженет использует на свой завтрак и для кексов.**</p> <p>Дженет ест 3 яйца на завтрак каждый день. Кроме того, она использует 4 яйца для кексов для друзей каждый день. Всего яиц, которые она использует сама или дает друзьям, будет $3 + 4 = 7$ яиц в день.</p> <p>**Шаг 2: Вычислить количество оставшихся яиц, которые она может продать.**</p> <p>Утки несут 16 яиц в день. Если из них 7 яиц используются Дженет и ее друзьями, то оставшихся будет $16 - 7 = 9$ яиц. Эти 9 яиц она продает на фермерском рынке.</p> <p>**Шаг 3: Вычислить доход от продажи оставшихся яиц.**</p> <p>Каждое яйцо продаётся по 2 доллара. Поэтому, если она продает 9 яиц по 2 доллара каждое, то доход составит $9 * 2 = 18$ долларов.</p> <p>**Ответ:** Дженет зарабатывает 18 долларов на фермерском рынке каждый день.</p> <p>**Проверка:** Давайте проверим свои вычисления. Яйца в день: 16. Используется на завтрак и кексы: $3 + 4 = 7$. Осталось: $16 - 7 = 9$. Цена: $9 * 2 = 18$. Все верно. Ответ: 18 долларов.</p> <p>**Конечный ответ:** 18</p> <pre><jim_start>answer Ответ: Утки Дженет несут 16 яиц в день. Она использует 3 яйца на завтрак и 4 яйца для кексов, что в сумме составляет $3 + 4 = 7$ яиц. Остаток яиц, который она продает на фермерском рынке, составляет $16 - 7 = 9$ яиц. По 2 доллара за каждое яйцо она зарабатывает $9 * 2 = 18$ долларов в день.</pre> <p>18</p>
<p>Supervised Fine-Tuning (s1)</p> <p>Okay, let's try to figure out how much money Janet's ducks make each day from selling eggs at the farmer's market. Let me break down the problem step by step.</p> <p>First, the problem states that Janet's ducks lay 16 eggs each day. That's the total production. Then, Janet eats 3 eggs every morning for breakfast. So, those 3 eggs are consumed by her. Additionally, she uses 4 eggs each day to bake cakes for her friends. So, both her consumption and baking take a total of $3 + 4 = 7$ eggs per day.</p> <p>...</p> <p>But just to make sure I didn't misread the question. Let me re-read it: "Утки ... день?"</p> <p>Which translates to: "Janet's ducks lay 16 eggs per day. She eats three for breakfast every morning and bakes cakes for her friends using four eggs every day. The remainder she sells at the farmer's market for \$2 per fresh duck egg each day. How much does she earn at the farmer's market each day in dollars?"</p> <p>Yes, the question is asking about her daily earnings from the farmer's market. So, the calculation is correct.</p> <p>Therefore, the final answer is 18.</p> <pre><jim_start>answer Answer: Janet's ducks lay 16 eggs each day. She eats 3 eggs every morning and uses 4 eggs to bake cakes for her friends. The total number of eggs used each day is $3 + 4 = 7$. The remaining eggs are $16 - 7 = 9$. She sells each egg for \$2, so her daily earnings are $9 * 2 = 18$.</pre> <p>18</p>	

Figure 8: **Example question and response of each model on MGSM Russian.** The question in English is “Janet’s ducks lay sixteen eggs per day. She eats three for breakfast every morning and bakes muffins for her friends every day with four. She sells the remainder at the farmers’ market daily for two dollars per fresh duck egg. How much in dollars does she make every day at the farmers’ market?” All models correctly provide the answer (18), but the SFT model conducts its reasoning in English. GRPO’s reasoning process is almost identical to that of the base model (Qwen2.5-7B-Instruct).

reason in Russian. GRPO has an almost identical reasoning process to the base model, which might explain why it performs almost the same in any metrics as the base model.

Table 9: Accuracy of BRIDGE trained with various languages. All languages denote that the language translator randomly translates the question language into ten different languages used in MGSM. Bold denotes the best performance for each metric.

Method	GSM8K			MGSM			MMLU-ProX (Math)		
	Math.	Lang.	Joint	Math.	Lang.	Joint	Math.	Lang.	Joint
All	87.9 \pm 0.5	100.0 \pm 0.0	87.9 \pm 0.5	59.1 \pm 0.2	95.1 \pm 3.5	55.5 \pm 2.7	33.4 \pm 2.9	89.7 \pm 3.1	32.2 \pm 2.8
Japanese	90.3 \pm 0.4	99.9 \pm 0.1	90.3 \pm 0.4	64.8 \pm 0.8	64.6 \pm 9.7	44.9 \pm 6.2	40.0 \pm 0.8	86.9 \pm 4.0	38.5 \pm 1.4
Russian	89.3 \pm 0.1	100.0 \pm 0.0	89.3 \pm 0.1	62.6 \pm 1.7	78.6 \pm 18.7	48.4 \pm 11.6	48.0 \pm 1.3	92.7 \pm 4.0	47.6 \pm 2.0
Swahili	83.5 \pm 5.7	99.9 \pm 0.1	83.5 \pm 5.7	57.5 \pm 2.7	79.6 \pm 19.1	44.1 \pm 11.1	38.9 \pm 7.3	90.7 \pm 2.9	37.8 \pm 6.9

Table 10: Accuracy of base (Qwen2.5-7B-Instruct) model and models fine-tuned with each post-training method on MMLU-ProX Math subset. Bold means the best performance.

Model	Avg.	Question Language													
		ar	bn	de	en	es	fr	hi	ja	ko	pt	sw	th	zh	
Math Performance															
Qwen2.5-Instruct	56.7	54.4	47.7	62.8	71.7	65.4	64.6	50.8	57.7	55.3	63.3	23.0	56.4	64.2	
GRPO	54.6	53.8	46.0	61.1	65.4	63.7	63.5	51.0	52.1	51.7	62.2	23.2	53.4	63.4	
SFT (s1)	14.8	6.0	0.1	9.0	58.5	20.1	6.3	2.7	36.3	1.5	14.6	7.1	5.8	24.4	
SFT on s1K-X	8.9	10.0	0.8	3.6	61.4	2.2	13.7	0.6	2.9	0.9	3.8	1.1	8.3	6.3	
BRIDGE	33.3	42.0	16.0	17.9	68.5	33.3	39.1	12.2	42.0	36.9	48.4	2.1	32.9	42.5	
BRIDGE (JA only)	40.0	45.8	24.5	22.2	68.3	45.6	46.2	33.4	43.9	41.9	50.4	11.2	51.4	35.7	
BRIDGE (RU only)	48.7	47.2	34.9	55.4	62.4	53.7	60.5	43.4	52.9	55.2	56.9	15.2	55.1	40.8	
BRIDGE (SW only)	38.9	42.2	16.6	42.5	63.4	44.1	38.1	24.3	45.0	46.2	46.2	5.7	34.2	55.4	
Language Performance															
Qwen2.5-Instruct	99.4	97.9	99.6	99.9	99.9	100.0	99.9	99.9	99.9	98.4	99.9	99.5	97.0	99.9	
GRPO	99.3	97.3	99.6	99.8	100.0	99.8	99.8	99.9	100.0	99.0	99.9	98.8	97.1	99.9	
SFT (s1)	54.4	41.1	1.4	90.5	99.8	95.4	19.1	0.5	99.5	2.0	96.9	0.6	61.2	99.8	
SFT on s1K-X	91.0	66.9	100.0	93.9	99.9	99.1	97.5	85.2	97.9	53.8	95.8	99.8	95.9	97.2	
BRIDGE	89.8	93.0	84.3	66.0	100.0	83.7	99.4	99.6	95.4	86.8	96.5	66.9	94.9	99.9	
BRIDGE (JA only)	86.9	78.7	75.7	96.2	99.9	94.1	93.7	76.6	99.2	88.1	97.4	38.6	92.7	98.8	
BRIDGE (RU only)	92.7	95.4	91.3	81.7	99.8	89.2	97.0	97.9	99.8	95.4	89.3	74.6	97.3	96.7	
BRIDGE (SW only)	90.7	84.1	76.2	92.2	99.8	94.1	97.8	95.2	99.0	83.1	96.9	71.5	89.0	99.3	
Joint Performance															
Qwen2.5-Instruct	56.7	54.4	47.7	62.8	71.7	65.4	64.6	50.8	57.7	55.3	63.1	22.8	56.4	64.1	
GRPO	54.6	53.8	46.0	61.1	65.4	63.5	63.4	51.0	52.1	51.7	62.0	22.9	53.4	63.4	
SFT (s1)	13.6	5.0	0.0	8.6	58.4	19.5	4.4	0.1	36.3	0.4	13.8	0.2	5.4	24.4	
SFT on s1K-X	8.9	9.7	0.8	3.5	61.4	2.2	13.4	0.6	2.9	0.9	3.9	1.1	8.3	6.3	
BRIDGE	32.2	40.2	16.0	7.3	68.5	33.2	38.9	12.2	42.0	36.1	48.1	2.0	32.0	42.5	
BRIDGE (JA only)	38.5	36.3	24.1	21.6	68.3	45.4	45.0	32.9	43.9	41.1	49.8	6.0	49.8	35.7	
BRIDGE (RU only)	47.6	45.7	34.8	48.8	62.4	52.2	59.3	43.3	52.9	54.6	54.9	14.1	54.6	40.7	
BRIDGE (SW only)	37.8	36.1	16.3	41.8	63.3	43.5	37.3	24.0	44.7	36.5	45.3	4.5	32.1	55.3	

C.3 BRIDGE with Different Languages

In the main paper, we present only BRIDGE with random translations among languages included in the MGSM benchmark (Bengali, German, Spanish, French, Japanese, Russian, Swahili, Telugu, Thai, and Chinese) and a Japanese-only translation. In this section, we compare various language choices, as shown in Table 9. Specifically, we select Japanese, Russian, and Swahili as representative examples of high-, medium-, and low-resource languages, respectively, following Nicholas *et al.* [28].

When questions are translated only into Japanese, the joint accuracies on GSM8K and MMLU-ProX (Math) are higher compared to the general BRIDGE. However, the joint accuracy on MGSM is worse due to substantial performance degradation in Bengali, Russian, and Swahili, despite maintaining performance in most other languages (see Table 8). The Russian-only translated version achieves similar performance to the Japanese version on GSM8K and MGSM and performs better on MMLU-ProX (Math). In contrast, BRIDGE trained exclusively with translations into a low-resource language (Swahili) results in performance degradation across all benchmarks, potentially due to a greater distribution shift compared to models trained with high- or medium-resource languages.

C.4 Performance on the MMLU-ProX Math Subset

We evaluate each method on the MMLU-ProX Math subset (see Table 10). Similar to the results presented in Table 3 of the main paper and Table 8, GRPO rarely affects performance in any significant way. In contrast, other methods, especially supervised fine-tuning (SFT), substantially degrade math accuracy. This degradation propagates to BRIDGE, which uses SFT as its base. Nevertheless, BRIDGE significantly outperforms SFT on both the s1K-1.1 (s1) and s1K-X datasets in terms of math accuracy and joint accuracy.

D Limitations

Despite our contributions, our work has several limitations. First, due to resource constraints, our experiments were limited to models with 7B parameters. Additionally, further training and evaluation on more diverse datasets are necessary to broadly generalize our findings. Moreover, human studies analyzing the interpretability and trustworthiness of reasoning traces would enrich our understanding of multilingual reasoning. Specifically, we have not compared responses generated directly in the target question language to translated responses from high-resource languages. Nonetheless, our results provide actionable insights for improving multilingual reasoning capabilities in LLMs while minimizing data and computational demands.