
CoreCodeBench: A Configurable Multi-Scenario Repository-Level Benchmark

Lingyue Fu¹, Hao Guan¹, Bolun Zhang¹, Haowei Yuan¹, Yaoming Zhu²,
Jun Xu³, Zongyu Wang³, Lin Qiu³, Xunliang Cai³, Xuezhi Cao³,
Weiwen Liu¹, Weinan Zhang¹, Yong Yu¹

¹Shanghai Jiao Tong University, ²AGI-EVAL, ³Meituan

Abstract

As Large Language Models (LLMs) demonstrate increasingly sophisticated code processing capabilities, evaluating their performance on engineering-level code remains challenging. Existing repository-level benchmarks primarily focus on single scenarios, such as code generation or bug fixing, without adequately capturing the diversity and complexity of real-world software or project engineering workflows. Furthermore, these benchmarks suffer from limited controllability in question positioning and reliability issues in their generated test cases. To address these limitations, we present CorePipe, a fully automated pipeline that converts repositories into comprehensive test cases, and introduce CORECODEBENCH, a configurable multi-scenario repository-level benchmark. To simulate real engineering scenarios, CorePipe generates three types of atomic questions (Development, BugFix, and Test-Driven Development) specifically targeting core code segments. These atomic questions are further combined into three types of composite questions, with difficulty levels flexibly adjusted through hyperparameter tuning. CORECODEBENCH provides a comprehensive and extensive repository-level benchmark to investigate the applicability of LLMs in real-world engineering projects. Experiments with 16 LLMs across diverse scenarios reveal varying capabilities and offer multi-dimensional insights into LLM performance in engineering contexts. Code of CorePipe¹ and data of CORECODEBENCH² are available.

1 Introduction

With the continuous improvement in the code processing capabilities of Large Language Models (LLMs), more researchers are starting to focus on their applications in engineering-level code. Engineering-level code often involves complex dependencies and long-context interactions, posing unique challenges for LLMs. Specialized code LLMs, such as QwenCoder [16] and DeepSeek-Coder [13], have demonstrated exceptional programming capabilities in software engineering. LLM-based products such as Copilot, Windsurf, and Cursor, significantly reduce the complexity programmers face in engineering-level projects. As the code processing capabilities of LLMs continue to evolve, there is a growing need to systematically understand their strengths and limitations across different engineering scenarios. To assess the programming capabilities of these tools at an engineering level, it is crucial to establish an effective and fair evaluation standard.

Several benchmarks have been proposed, such as SWEBench [17], REPOEXEC [14], and Big-CodeBench [38], to evaluate the ability of LLMs in implementing engineering-level code. These

¹<https://github.com/AGI-Eval-Official/CoreCodeBench>

²<https://huggingface.co/collections/tubehhh/corecodebench-68256d2faabf4b1610a08caa>

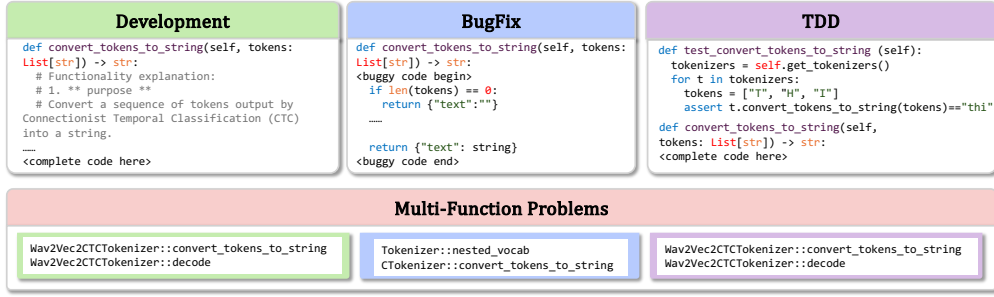


Figure 1: Overview of CORECODEBENCH.

benchmarks are derived and refined from real-world repositories, ensuring a high degree of alignment with real engineering code development. They focus on tasks such as natural language to code (NL2Code) translation and bug fix within the scope of engineering code development. Although existing benchmarks provide an initial reference for evaluating the programming capabilities of LLMs in engineering environments, the current evaluation framework faces two critical challenges.

Challenge 1: Single Scenario. Prevailing repository-level benchmarks primarily focus on the code generation task, and do not adequately encompass the diverse scenarios present in engineering development. In real-world engineering practice, developers not only need to complete function-level code completion but also engage in bug fixies for unit tests. Additionally, within modular development paradigms, engineers often need to simultaneously implement main functions alongside supporting utility functions. These scenarios require the LLMs to display not only code generation capabilities but also cross-file contextual reasoning and implementation planning abilities—skills that current evaluation systems fail to systematically assess.

Challenge 2: Lack of Controllability and Reliability. Existing automated generation methods exhibit significant shortcomings in both controlling the positioning of generated questions and ensuring their reliability, directly impacting benchmark’s effectiveness. The random masking approach, while achieving positional randomness, lacks logical constraints in mask selection, which might result in overlooking critical code segments or excessively testing non-essential areas [37]. Alternative approaches such as those based on cleaning pull requests, fix testing locations to historical revision points, limiting evaluation scenario diversity [17, 29]. These methods also suffer from low data reliability, with numerous pull requests not being self-contained and requiring substantial manual cleaning [28]. Neither method effectively ensures flexible control over test positioning while maintaining core code relevance and data quality, hindering comprehensive assessment of LLMs’ performance in engineering-level tasks.

To address these limitations, we design a fully automated pipeline CorePipe that converts GitHub repositories into repository-level benchmark test cases. CorePipe generates three types of atomic questions (Development, Bugfix, Test-Driven Development) on core code segments, and further composes multiple composite question types with adjustable difficulty. Quality inspection and analysis show that the generated data are of high quality and reliability. As shown in Figure 1, we release a meticulously **Configurable Repository-level benchmark**, CORECODEBENCH, which effectively evaluates the actual capabilities and adaptability of LLMs in engineering-level code development. Through comprehensive evaluation of general-purpose and code-specific LLMs, we gain insights into the performance and characteristics of these models across diverse repository-level scenarios. CORECODEBENCH not only enables coarse-grained differentiation of LLM code abilities, but also provides fine-grained analysis of their potential. Flexible control of CorePipe over question difficulty enables CORECODEBENCH to offer a promising platform for future LLM evaluation. Our experiments further highlight several areas for improvement in LLMs’ performance on engineering-level projects, paving the way for future advancements in model capabilities.

The contributions are summarized as follows:

- We design CorePipe, a fully automated pipeline for generating LLM engineering code capability tests from repository source code without any human intervention. CorePipe can be adapted to any programming language and any repository.
- We release the analysis and quality inspection results of the test data generated by CorePipe. The results demonstrate that CorePipe can produce high-quality and highly flexible test cases.

Table 1: Comparison between existing repository-level benchmarks and CORECODEBENCH.

Benchmark	Multi-Task	Automatic	Difficulty Level	Flexible Position	Quality Inspection	Avg. Lines
SWEBench [17]	✗	✓	✗	✗	✗	38.01
DevBench [19]	✓	✗	✗	✗	✗	-
ExecRepoBench [37]	✗	✓	✗	✗	✗	2.42
Codev-Bench [29]	✗	✓	✗	✗	✗	43.69
EvoCodeBench [20]	✗	✗	✗	✗	✗	14.86
RepoMasterEval [34]	✗	✓	✗	✗	✗	-
BigCodeBench [38]	✗	✗	✗	✗	✗	13.55
REPOEXEC [14]	✗	✓	✗	✗	✓	21.9
CORECODEBENCH	✓	✓	✓	✓	✓	34.14

- We provide CORECODEBENCH, a repository-level benchmark that includes three atomic tasks and three composite tasks. CORECODEBENCH features various question types and characteristics, offering new insights and analytical perspectives for evaluating LLM coding.
- We present the evaluation results on several state-of-the-art LLMs and conduct multifaceted analyses of their performance on repository-level scenarios.

2 Background and Related Work

2.1 Large Language Models for Code

General-purpose LLMs have demonstrated remarkable performance not only in natural language processing but also in code-related tasks. In recent years, LLMs tailored for code generation and reasoning have consistently achieved high scores in benchmark tests. On the HumanEval benchmark [7], the closed-source models Claude-3.5-Sonnet [3] and GPT-4o-0513 [24] have reached Pass@1 scores of 92.0% and 91.0%, respectively. Among open-source models, DeepSeek-Coder-V2-Instruct [9] and Qwen2.5-Coder-Instruct [16] have achieved Pass@1 scores of 90.2% and 88.4%. On other algorithmic problem benchmarks like MBPP [6], LLMs have surpassed Pass@1 scores of 85%, showcasing their strong performance in this domain. LLMs have also played a crucial role in engineering tasks, as demonstrated by products like Copilot [12], supporting code writing and debugging in extended context scenarios. To further advance coding LLMs, there is an urgent need for repository-level code benchmarks to evaluate performance in engineering contexts.

2.2 Existing Repository-level Benchmarks

Over the years, various benchmarks have been created to evaluate models on code-related tasks. Popular benchmarks focus on evaluating code generation (HumanEval [7], MBPP [6]), debugging (DebugBench [33], QuixBugs [15]), and code translation (CodeTransOcean [36]) capabilities. However, these benchmarks primarily target short code snippets and do not sufficiently address longer code generation or complex software engineering challenges.

Recently, with the enhanced code capabilities of LLMs and the support for larger context windows, several repository-level benchmarks have emerged. As demonstrated in Table 1, these benchmarks can automatically extract or generate test cases from real repositories to evaluate the performance of LLMs on repository-level code tasks. However, due to the random masking [37] or cleaning from pull requests [17, 29], the positioning, difficulty, and quality of the test cases are not consistently controlled. Some benchmarks [20, 38] require manual intervention to generate and validate test cases, thus preventing full automation. Furthermore, aside from DevBench [19], which evaluates LLMs’ capabilities in software development through multi-stage tasks, most benchmarks [34, 14] have primarily concentrated on code generation within repository-level projects. Consequently, there is a clear need for a configurable, multi-scenario repository-level benchmark to fully assess the potential of LLMs in more complex software engineering contexts.

3 Method

In this section, we introduce the design of the CorePipe, including repository preprocessing, single-function problem generation, and multi-function problem generation. CorePipe is capable of identifying and rewriting core code segments to generate 6 types of problems, simulating various situations

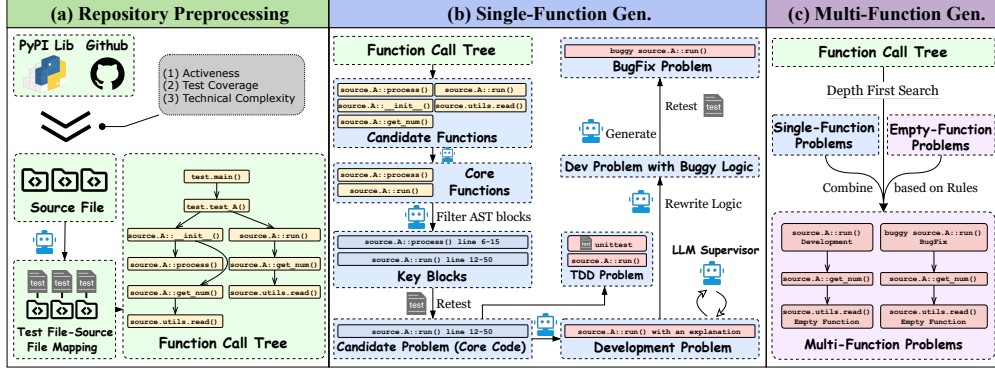


Figure 2: **Overview of CorePipe.** (a) *Repository Preprocessing* selects high-quality repositories based on three criteria, ensuring a diverse and representative codebase collection. (b) *Single-Function Problem Generation* creates three distinct types of problems focusing on individual function understanding and modification, targeting critical code segments. (c) *Multi-Function Problem Generation* constructs complex scenarios requiring an understanding of interactions between multiple functions.

in engineering development scenarios. For both single-function and multi-function problems, our pipeline ensures that the questions are generated from critical and representative locations, maintains the reliability of the generated problems, and allows for controllable difficulty levels.

3.1 Repository Preprocessing

Repository Selection. The PyPI library is a widely used public repository that offers a vast array of Python packages. We select open-source projects from PyPI based on the following criteria: (1) *Activeness*: the project has been updated or maintained within the past six months; (2) *Test Coverage*: the project contains unit tests, with test files accounting for more than 30% of the codebase; (3) *Technical Complexity*: the project has more than 5,000 lines of code and involves cross-module development. This selection process ensures that the chosen repositories not only reflect real-world engineering practices but also provide a solid testing infrastructure to support subsequent problem generation.

Test File-Source File Mapping Generation. We establish the mapping between source files and test files through a process that combines LLM-based analysis and automated rules. Specifically, we (1) use an LLM to analyze the repository’s file tree structure; (2) apply automated rules to generate `<source, test>` pairs; and (3) perform executability checks and retain passing tests. The resulting mapping serves as a foundational data structure for subsequent problem generation, ensuring a strong semantic connection between test cases and target source code.

Function Call Tree Generation. For each validated test file and source file pair, we perform dynamic tracing on the test file to construct a cross-file function call tree. This process is implemented based on a customized version of the `pycallgraph` library [18]. Each node in the function call tree represents a function, annotated with its corresponding file and precise location. Every node serves as a potential candidate for Single-Function Problem generation, while the complete function call tree provides the structural foundation for composing multi-function Problems.

Prompts used in repository preprocessing stage is illustrated in Appendix A.

3.2 Single-Function Problems Generation

We first generate single-function problems as foundational atomic tasks, encompassing three types: Development, BugFix, and Test-Driven Development (TDD). These atomic tasks are designed to systematically evaluate the abilities of LLMs in long-context comprehension and local code implementation. Throughout the generation process, we dynamically monitor the quality of the questions, ultimately filtering out effective problems that meet the requirements of engineering practice.

Core Code Identification. Given that some functions in engineering code are simply basic condition checks or auxiliary utilities without core business logic, we first filter all function nodes in the function call tree to identify *core functions* as problem candidates. For each core function, we automatically select consecutive AST blocks as core code blocks by prompting LLMs to identify key segments, ensuring the completeness and centrality of the extracted segments. The retesting process verifies whether these core code blocks can be effectively detected by unit tests. All core functions and their associated core code blocks that pass the retesting process are considered as candidate problem locations.

Development Problem. We mask the identified core code blocks to generate development type problem. We then utilize the GPT-4o [24]³ to generate structured functional descriptions for the masked parts, ensuring that the descriptions cover key information such as input-output specifications, core logic, and boundary conditions. To further enhance the quality of the generated descriptions, we introduce Claude-3.5-Sonnet [4] as a discriminator model to score and provide feedback on the generated paragraphs. If deficiencies are detected, the generation model refines the descriptions based on the feedback. This iterative process is conducted twice. The specific prompt settings for this generation process are detailed in Appendix C.

BugFix Problem. Bug fixing is a common scenario faced by developers in real-world engineering projects. For current LLMs, the ability to fix syntactic errors is generally stronger than other error types [21]. Thus we focus more on constructing code snippets that contain logical errors. Specifically, we first use an LLM to rewrite development-oriented problems, generating erroneous logic descriptions for the masked code segments. Then, we employ a smaller-parameter LLM to produce buggy code for these masked segments. In our framework, large models are used to simulate more complex logical errors, while smaller models are used to generate more common and basic errors.

Test-Driven Development Problem. Test-Driven Development (TDD) is a software development approach where unit tests are written for target functionality before implementing the actual code. Following the methodology outlined in [22, 1], our TDD problems provide unit tests and require LLMs to implement the corresponding functionality based on these tests. TDD is a promising paradigm for helping ensure that the code generated by LLMs effectively captures the requirements. Specifically, we (1) select unit test code that directly tests specific functions based on the function call tree, (2) mask the core code block, (3) include the unit test code segments in the prompt. With the assistance of the function call tree, we ensure that the source code can be properly reconstructed using contextual information and the unit test.

3.3 Multi-Function Problem Generation

In engineering-level software projects, developers often extract parts of an implementation into separate utility functions for reuse. In such cases, a programmer may need to implement several sub-functions while developing a main function. Similarly, during bug fixing, it is sometimes necessary to address bugs across multiple related functions simultaneously. To simulate these real-world scenarios, we design Multi-Function Problems. Each Multi-Function Problem consists of multiple atomic problems, where an atomic problem refers to a single function that needs to be completed or corrected. Atomic problems include four types: development, BugFix, TDD, and empty-function. The Development, BugFix and TDD atomic problems are generated during the single-problem generation stage. For empty-function problems, the contents of utility functions in the repository are removed, leaving only the function signature and declaration. Empty-function problems are used exclusively within multi-function problems.

Each atomic problem corresponds to a node in the function call tree. The combination of atomic problems follows four basic rules: (1) at least one single-function problem is included; (2) the corresponding functions must have a call relationship (i.e., a parent-child relationship in the function call tree); (3) the maximum depth of the call tree is limited to d , where d is a hyperparameter; (4) the total number of atomic problems n satisfies $2 \leq n \leq \nu$, with ν as another hyperparameter. By adjusting the hyperparameters d and ν , we can control the complexity and difficulty of the generated problems. Specific generation rules for different subtypes are provided in Appendix D.

³Analysis of model selection for data generation is provided in Appendix B.

4 CoreCodeBench

4.1 Data Statistics

CORECODEBENCH encompasses a diverse collection of 12 repositories covering 6 distinct repository-level coding tasks, with a total of 1,545 valid problems. Detailed information about the repositories and illustration of CORECODEBENCH can be found in the Appendix E and F. In Table 2, we present the key statistics of CORECODEBENCH, including the average number of functions, average lines of gold solutions, and the number of problems for each problem type. The dataset encompasses a diverse range of problem complexities across different categories.

Table 2: Data Statistics of CORECODEBENCH.

Problem Type	# Function	# Lines	# Problem
Development	1	17	511
BugFix	1	38	317
TDD	1	14	278
Multi-Dev.	3.85	53.92	167
Multi-BugFix	2.0	62.34	10
Multi-TDD	4.07	67.3	152
Difficult	4.75	65.66	91

Each problem type contains specific contextual information to facilitate solution generation. Development problems include explanations of the masked code segments along with surrounding file context. BugFix problems contain the buggy code implementation, contextual information, and optional unit test details to aid in identifying and resolving errors. TDD problems provide file context and unit test code that defines the expected behavior of the implementation. For Multi-Function problems, we include code snippets of all relevant functions from the function call tree, offering a comprehensive view of the interdependent components. Examples of prompts for different problem types are presented in Appendix G.

4.2 Evaluation Metric

We assess the quality of generated code by executing unit tests corresponding to the source code. Following the method in [7], we adopt Pass@1 as our primary metric. For a given problem, Pass@1 indicates whether the first solution generated by a model successfully passes all associated unit tests. Additionally, we introduce PassRate as a complementary metric that measures the relative improvement over the retest baseline. PassRate is calculated as

$$\text{PassRate} = \frac{N_{\text{pass}} - N_{\text{retest}}}{N_{\text{total}} - N_{\text{retest}}},$$

where N_{pass} represents the number of test cases passed by the solution of model, N_{retest} is the number of test cases that pass without any modifications to the code, and N_{total} is the total number of test cases. While Pass@1 reflects the ability of a model to generate a fully correct solution in a single attempt, PassRate provides a finer-grained assessment by measuring the model’s incremental improvement over the baseline, capturing partial correctness across all test cases.

For the overall CORECODEBENCH, both the Pass@1 score and PassRate are calculated as the average of their respective values across all repositories, providing a comprehensive measure of model performance across diverse codebases.

4.3 Quality Inspection

CorePipe utilizes an LLM supervisor to conduct preliminary quality assessment and filtering of generated problems. To further ensure problem quality, we implement additional quality inspection mechanisms specifically for Development-type problems.

IG Filter. For LLM-generated explanation texts, we introduce an Information Gain (IG) Score to measure the informational value provided by the explanations. Specifically,

$$\text{IG}_{\text{base}} = \text{PassRate}_{\text{exp}} - \text{PassRate}_{\text{no-exp}}$$

$\text{IG}_{\text{base}} > 0$ indicates that the explanation provides additional effective information, while $\text{IG}_{\text{base}} \leq 0$ suggests that the explanation information is redundant or incorrect. We select commonly used LLMs including GPT-4o [24], Claude-3.5-Sonnet [4], Doubao-pro-4k [11], and qwen-plus-latest [2] as baseline models. Based on the IG scores from these baseline LLMs, we retained only problems with $\text{IG}_{\text{base}} > 0$ and problems that none of the models could solve (i.e., difficult problems). After applying the IG filter, 48.56% of the problems are retained.

Table 3: Leaderboard of Single-Function Scenarios. Models using thinking mode are marked with *.

Single Function		Development		BugFix		TDD	
Models		AC Rate	AC@1	AC Rate	AC@1	AC Rate	AC@1
API	GPT-4o [24]	82.09	57.47	57.95	34.42	84.09	46.38
	GPT-4.1 [26]	84.13	61.90	71.87	50.90	88.56	60.96
	o1-mini* [25]	76.85	47.02	57.28	32.68	78.92	54.74
	o4-mini (high)* [27]	86.66	59.29	69.51	50.65	87.13	70.21
	Claude-3.5-Sonnet [4]	86.83	61.41	63.80	40.47	85.88	60.56
	Claude-3.7-Sonnet* [5] ⁴	85.75	63.59	64.68	43.51	85.50	61.37
	Gemini-2.5-Pro-Preview [8]	73.21	48.06	31.49	22.63	74.50	51.60
	Grok-3* [35]	80.53	56.16	54.16	33.93	84.32	53.68
	Doubao-pro-4k [11]	76.25	43.54	63.19	39.43	76.10	31.24
	Doubao-1.5-pro [30]	84.22	57.70	64.69	41.43	83.26	45.50
	qwen-plus-latest [2] ⁵	78.82	52.96	39.91	22.05	80.96	40.02
Open-Source	Qwen2.5-max [31]	83.06	57.85	50.87	28.18	82.83	47.65
	DeepSeek-Coder-V2-Lite-Instruct-16B [9]	64.85	16.53	27.31	12.28	65.85	27.8
	DeepSeek-R1* [10]	84.58	58.81	66.48	45.07	79.23	56.66
	Llama3.1-70B [23]	71.53	41.00	51.93	28.64	79.42	37.33
	Qwen3-8B [32]	53.62	8.25	23.83	6.18	59.97	18.91

Manual Inspection. We further enlist experienced code engineers to annotate the problems. These annotators conducted quality checks on problems that had passed the IG filter. The quality assessment evaluated three aspects: readability, accuracy, and completeness, with flawed test cases being marked as unqualified. We randomly sampled 30 problems from each repository for inspection. Ultimately, the qualification rate for CORECODEBENCH (Development Problems) is 78.55%. This high qualification rate demonstrates that the problems originally generated by CorePipe are inherently reliable. Additionally, we have released the manually verified subset as CoreCodeBench-Dev-Verified alongside the main benchmark. We list the detailed experience of three human annotators in Appendix H, where all of them have a bachelor’s degree in computer-related major, and at least 3 years of Python development experience.

5 Experiments

5.1 Setups

Models. We present a comprehensive evaluation of a diverse set of LLMs on our proposed CORECODEBENCH. The selected models represent a wide spectrum of architectures and parameter sizes, ranging from 7B to 70B parameters. Our evaluation covers both open-source models and proprietary API-based models released by leading AI research organizations. For models that support chain-of-thought (CoT) reasoning, we explicitly enable their reasoning capabilities during inference in order to fully assess their potential for complex reasoning tasks.

Implementation Details. All evaluations are performed using the officially recommended inference parameters for each model, including temperature, top_p, and top_k, whenever such recommendations are available. For models without specific recommendations, we employ deterministic sampling settings (temperature= 0, top_k= 1, top_p= 0.0) to ensure reproducible outputs. Other Implementation details specific to other question types are provided in Appendix I.

5.2 Main Result of Single-Function Problems

Table 3 presents the performance of various LLMs on the CORECODEBENCH-*Single* benchmark. We draw the following conclusions: (1) **Model Performance:** Claude-3.7 and o4-mini (high) consistently achieve leading results across all three problem types, demonstrating the strong capabilities of recent proprietary models. Among open-source models, DeepSeek-R1 stands out with comparatively better results. Generally, models with larger parameter sizes outperform their smaller counterparts, and newer model versions exhibit clear advancements over previous generations, indicating continuous progress in model architecture and training techniques. (2) **Metric Comparison:** The differing rankings produced by AC Rate and AC@1 indicate that these metrics provide complementary insights into model performance. AC@1 evaluates coarse-grained absolute performance, offering a clear

⁴Claude-3.7-Sonnet is a hybrid reasoning model.

⁵In this paper, we use qwen-plus-latest-2025-01-25.

Table 4: Leaderboard of Multi-Function Scenarios. Models using thinking mode are marked with *.

Multi Function		Development		BugFix		TDD	
Models		AC Rate	AC@1	AC Rate	AC@1	AC Rate	AC@1
API	GPT-4o [24]	17.31	5.69	21.17	0	18.44	6.78
	GPT-4.1 [26]	12.85	3.77	24.11	0	22.22	8.11
	o1-mini* [25]	16.92	2.62	41.40	20.00	18.11	3.89
	o4-mini (high)* [27]	20.85	6.62	25.64	0	34.11	20.22
	Claude-3.5-Sonnet [4]	24.38	7.77	21.44	0	27.56	9.56
	Claude-3.7-Sonnet* [5]	35.54	13.85	21.04	0	31.56	17.11
	Gemini-2.5-Pro-Preview [8]	22.74	6.85	2.20	0	20.22	6.89
	Grok-3* [35]	25.62	14.46	15.40	0	15.44	7.44
	Doubao-pro-4k [11]	3.85	0	19.80	0	3.00	1.56
	Doubao-1.5-pro [30]	3.08	0	16.39	0	0.22	0
	qwen-plus-latest [2]	21.31	8.00	27.60	0	19.22	6.89
	Qwen2.5-max [31]	23.46	9.31	23.11	0	23.89	8.22
Open-Source	DeepSeek-Coder-V2-Lite-Instruct-16B [9]	0.34	0	0	0	1.22	1.22
	DeepSeek-R1* [10]	20.23	5.54	22.40	0	23.56	9.56
	Llama3.1-70B [23]	19.00	4.92	17.65	0	19.44	6.56
	Qwen3-8B [32]	12.83	3.75	0	0	6.50	2.65

stratification of code generation capabilities among models. In contrast, AC Rate is able to capture performance differences within the same tier, serving as a finer-grained indicator of a model’s potential to pass individual test cases. (3) **Task Comparison**: The relatively lower scores in the BugFix scenario across all models highlight the increased complexity and difficulty of debugging tasks, suggesting valuable directions for future model improvement and research. More detailed results and repository-level breakdowns are provided in Appendix J.

5.3 Main Results of Multi-function Problems

Table 4 summarizes the performance of various models on the CORECODEBENCH-*Multi* benchmark. Compared to the single-function setting, scores for multi-function problems are significantly lower across all models and scenarios, highlighting the increased complexity and challenges posed by multi-function code generation tasks. Claude-3.7-Sonnet achieves the highest performance among all evaluated models, particularly excelling in the Development and TDD scenarios, which demonstrates its strong generalization and reasoning abilities in more complex contexts. Notably, in the BugFix scenario, due to stricter generation rules and a smaller number of available problems, the differences in AC@1 scores among models are less pronounced. However, AC Rate remains effective in distinguishing model performance, as it captures more granular improvements even when absolute success rates are low. More detailed results and repository-level breakdowns are provided in Appendix K

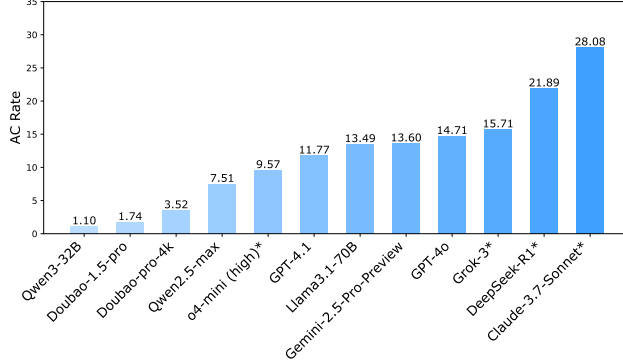


Figure 3: CORECODEBENCH-Difficult Performance.

In the multi-function scenario, models are required to provide completions for multiple functions within a single response (see Appendix G for prompt details). Ideally, an LLM would demonstrate planning in its implementation order, such as first completing simple utility functions and then implementing functions that invoke them, or vice versa—reflecting the diverse habits of human engineers. Our analysis reveals that, with the exception of DeepSeek16B-Coder-V2-Lite, most models tend to output answers strictly following the order of the functions as presented in the input prompt. This observation suggests that *current models lack flexible planning and hierarchical reasoning abilities when generating multi-function code*, often defaulting to a sequential approach rather than optimizing for logical or functional dependencies.

CORECODEBENCH-Difficult To further guide the development of future LLMs and to push the boundaries of current code generation capabilities, we introduce the CORECODEBENCH-*Difficult* dataset. Specifically, we generate this benchmark by setting the multi-problem generation hyperparameter $\nu = \infty$ (while keeping $d = 3$ to mimic real-world development environments). Figure 3 presents the AC Rate of various models on CORECODEBENCH-*Difficult*. Notably, the pass rates for all models remain below 30%, underscoring the substantial challenges posed by this dataset. These results highlight the effectiveness of the CORECODEBENCH-*Multi* benchmark in revealing the limitations of current models and providing a rigorous testbed for driving future advancements in code understanding and generation.

5.4 Coding Capabilities of LLMs

We claim that CORECODEBENCH enables comprehensive evaluation of multiple coding capabilities of LLMs. To visualize these capabilities, in Figure 4, we select nine representative model series and plot radar charts based on their performance across the six distinct scenarios defined in CORECODEBENCH. Each scenario is designed to assess a different aspect of coding ability, thus providing a multi-faceted view of model strengths and weaknesses. For clearer and more intuitive comparison, we normalize the results for each scenario, allowing us to better highlight the differences and relative rankings among models.

Several key observations can be drawn from the radar charts. (1) The relative ranking of models differs across the six scenarios, indicating that CORECODEBENCH effectively evaluates multiple dimensions of LLMs’ coding capabilities rather than a single aspect. (2) For Development and TDD problems, model performance in multi-function scenario does not always correlate with that in single-function scenario. This suggests that developing multiple interrelated functions requires additional abilities, such as deeper contextual understanding and implementation order planning. (3) For BugFix problems, model performance in single-function and multi-function scenarios is strongly correlated. This reflects the distinct nature of debugging tasks compared to development tasks, where debugging may rely more on local error correction skills that generalize across different granularities. Overall, these findings demonstrate the value of CORECODEBENCH as a multi-dimensional evaluation framework and highlight the necessity for continued research to develop LLMs with robust and versatile coding skills.

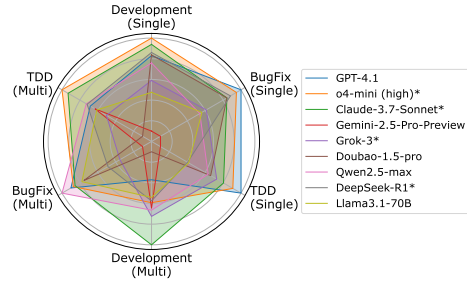


Figure 4: Performance of LLMs on CORECODEBENCH across scenarios.

6 Conclusions & Limitations

In this paper, we present CorePipe, a fully automated pipeline to generate high-quality, diverse, and controllable repository-level benchmark test cases, and introduce CORECODEBENCH, a configurable benchmark that comprehensively evaluates capabilities of LLMs in real-world engineering scenarios. Through extensive experiments, we demonstrate that CORECODEBENCH enables both coarse- and fine-grained analysis of LLMs’ coding abilities, revealing significant performance differences across various tasks and highlighting areas where current models still fall short, especially in complex and multi-function engineering contexts. Our work provides a scalable and rigorous testbed for the systematic assessment and future improvement of LLMs in engineering-level code development, paving the way for more robust and adaptable AI-driven software engineering tools.

Despite the automated generation of six types of questions from GitHub repositories achieved by CorePipe, our pipeline currently relies on the presence of comprehensive unit tests within the repositories. Repositories lacking sufficient unit tests cannot be processed by our current framework. In future work, we plan to enhance CorePipe by incorporating techniques for generating or augmenting unit tests, thereby expanding its applicability to a broader range of projects. Additionally, CORECODEBENCH currently focuses exclusively on Python repositories. We aim to extend support to other major programming languages, such as Java and C++, to enable more comprehensive evaluation of engineering capabilities.

References

- [1] Toufique Ahmed, Martin Hirzel, Rangeet Pan, Avraham Shinnar, and Saurabh Sinha. Tdd-bench verified: Can llms generate tests for issues before they get resolved?, 2024. URL <https://arxiv.org/abs/2412.02883>.
- [2] aliyun. <https://help.aliyun.com/zh/model-studio/what-is-qwen-llm>, 2025. Accessed: 2025-04-10.
- [3] Anthropic. The claude 3 model family: Opus, sonnet, haiku, 2024. URL https://www-cdn.anthropic.com/de8ba9b01c9ab7cbabf5c33b80b7bbc618857627/Model_Card_Claude_3.pdf. Accessed: 2024-05-10.
- [4] Anthropic. Introducing claude 3.5 sonnet. <https://www.anthropic.com/news/claude-3-5-sonnet>, 2024. Accessed: 2024-06-21.
- [5] Anthropic. Claude 3.7 sonnet and claude code. <https://www.anthropic.com/news/claude-3-7-sonnet>, 2025. Accessed: 2025-02-25.
- [6] Jacob Austin, Augustus Odena, Maxwell Nye, Maarten Bosma, Henryk Michalewski, David Dohan, Ellen Jiang, Carrie Cai, Michael Terry, Quoc Le, and Charles Sutton. Program synthesis with large language models, 2021. URL <https://arxiv.org/abs/2108.07732>.
- [7] Mark Chen, Jerry Tworek, Heewoo Jun, Qiming Yuan, Henrique Ponde de Oliveira Pinto, Jared Kaplan, Harri Edwards, Yuri Burda, Nicholas Joseph, Greg Brockman, Alex Ray, Raul Puri, Gretchen Krueger, Michael Petrov, Heidy Khlaaf, Girish Sastry, Pamela Mishkin, Brooke Chan, Scott Gray, Nick Ryder, Mikhail Pavlov, Alethea Power, Lukasz Kaiser, Mohammad Bavarian, Clemens Winter, Philippe Tillet, Felipe Petroski Such, Dave Cummings, Matthias Plappert, Fotios Chantzis, Elizabeth Barnes, Ariel Herbert-Voss, William Hebgen Guss, Alex Nichol, Alex Paino, Nikolas Tezak, Jie Tang, Igor Babuschkin, Suchir Balaji, Shantanu Jain, William Saunders, Christopher Hesse, Andrew N. Carr, Jan Leike, Josh Achiam, Vedant Misra, Evan Morikawa, Alec Radford, Matthew Knight, Miles Brundage, Mira Murati, Katie Mayer, Peter Welinder, Bob McGrew, Dario Amodei, Sam McCandlish, Ilya Sutskever, and Wojciech Zaremba. Evaluating large language models trained on code, 2021. URL <https://arxiv.org/abs/2107.03374>.
- [8] Google DeepMind. Gemini. <https://deepmind.google/technologies/gemini/>.
- [9] DeepSeek-AI, Qihao Zhu, Daya Guo, Zhihong Shao, Dejian Yang, Peiyi Wang, Runxin Xu, Y. Wu, Yukun Li, Huazuo Gao, Shirong Ma, Wangding Zeng, Xiao Bi, Zihui Gu, Hanwei Xu, Damai Dai, Kai Dong, Liye Zhang, Yishi Piao, Zhibin Gou, Zhenda Xie, Zhewen Hao, Bingxuan Wang, Junxiao Song, Deli Chen, Xin Xie, Kang Guan, Yuxiang You, Aixin Liu, Qiushi Du, Wenjun Gao, Xuan Lu, Qinyu Chen, Yaohui Wang, Chengqi Deng, Jiashi Li, Chenggang Zhao, Chong Ruan, Fuli Luo, and Wenfeng Liang. Deepseek-coder-v2: Breaking the barrier of closed-source models in code intelligence, 2024. URL <https://arxiv.org/abs/2406.11931>.
- [10] DeepSeek-AI, Daya Guo, Dejian Yang, Haowei Zhang, Junxiao Song, Ruoyu Zhang, Runxin Xu, Qihao Zhu, Shirong Ma, Peiyi Wang, Xiao Bi, Xiaokang Zhang, Xingkai Yu, Yu Wu, Z. F. Wu, Zhibin Gou, Zhihong Shao, Zhuoshu Li, Ziyi Gao, Aixin Liu, Bing Xue, Bingxuan Wang, Bochao Wu, Bei Feng, Chengda Lu, Chenggang Zhao, Chengqi Deng, Chenyu Zhang, Chong Ruan, Damai Dai, Deli Chen, Dongjie Ji, Erhang Li, Fangyun Lin, Fucong Dai, Fuli Luo, Guangbo Hao, Guanting Chen, Guowei Li, H. Zhang, Han Bao, Hanwei Xu, Haocheng Wang, Honghui Ding, Huajian Xin, Huazuo Gao, Hui Qu, Hui Li, Jianzhong Guo, Jiashi Li, Jiawei Wang, Jingchang Chen, Jingyang Yuan, Junjie Qiu, Junlong Li, J. L. Cai, Jiaqi Ni, Jian Liang, Jin Chen, Kai Dong, Kai Hu, Kaige Gao, Kang Guan, Kexin Huang, Kuai Yu, Lean Wang, Lecong Zhang, Liang Zhao, Litong Wang, Liye Zhang, Lei Xu, Leyi Xia, Mingchuan Zhang, Minghua Zhang, Minghui Tang, Meng Li, Miaojun Wang, Mingming Li, Ning Tian, Panpan Huang, Peng Zhang, Qiancheng Wang, Qinyu Chen, Qiushi Du, Ruiqi Ge, Ruisong Zhang, Ruizhe Pan, Runji Wang, R. J. Chen, R. L. Jin, Ruyi Chen, Shanghao Lu, Shangyan Zhou, Shanhuang Chen, Shengfeng Ye, Shiyu Wang, Shuiping Yu, Shunfeng Zhou, Shuting Pan, S. S. Li, Shuang Zhou, Shaoqing Wu, Shengfeng Ye, Tao Yun, Tian Pei, Tianyu Sun,

- T. Wang, Wangding Zeng, Wanjia Zhao, Wen Liu, Wenfeng Liang, Wenjun Gao, Wenqin Yu, Wentao Zhang, W. L. Xiao, Wei An, Xiaodong Liu, Xiaohan Wang, Xiaokang Chen, Xiaotao Nie, Xin Cheng, Xin Liu, Xin Xie, Xingchao Liu, Xinyu Yang, Xinyuan Li, Xuecheng Su, Xuheng Lin, X. Q. Li, Xiangyue Jin, Xiaojin Shen, Xiaosha Chen, Xiaowen Sun, Xiaoxiang Wang, Xinnan Song, Xinyi Zhou, Xianzu Wang, Xinxia Shan, Y. K. Li, Y. Q. Wang, Y. X. Wei, Yang Zhang, Yanhong Xu, Yao Li, Yao Zhao, Yaofeng Sun, Yaohui Wang, Yi Yu, Yichao Zhang, Yifan Shi, Yiliang Xiong, Ying He, Yishi Piao, Yisong Wang, Yixuan Tan, Yiyang Ma, Yiyuan Liu, Yongqiang Guo, Yuan Ou, Yudian Wang, Yue Gong, Yuheng Zou, Yujia He, Yunfan Xiong, Yuxiang Luo, Yuxiang You, Yuxuan Liu, Yuyang Zhou, Y. X. Zhu, Yanhong Xu, Yanping Huang, Yaohui Li, Yi Zheng, Yuchen Zhu, Yunxian Ma, Ying Tang, Yukun Zha, Yuting Yan, Z. Z. Ren, Zehui Ren, Zhangli Sha, Zhe Fu, Zhean Xu, Zhenda Xie, Zhengyan Zhang, Zhewen Hao, Zhicheng Ma, Zhigang Yan, Zhiyu Wu, Zihui Gu, Zijia Zhu, Zijun Liu, Zilin Li, Ziwei Xie, Ziyang Song, Zizheng Pan, Zhen Huang, Zhipeng Xu, Zhongyu Zhang, and Zhen Zhang. Deepseek-r1: Incentivizing reasoning capability in llms via reinforcement learning, 2025. URL <https://arxiv.org/abs/2501.12948>.
- [11] Volc Engine. <https://www.volcengine.com/docs/82379/1159178>, 2025. Accessed: 2025-04-22.
- [12] GitHub. Github copilot: Your ai pair programmer, 2023. URL <https://github.com/features/copilot/>.
- [13] Daya Guo, Qihao Zhu, Dejian Yang, Zhenda Xie, Kai Dong, Wentao Zhang, Guanting Chen, Xiao Bi, Y. Wu, Y. K. Li, Fuli Luo, Yingfei Xiong, and Wenfeng Liang. Deepseek-coder: When the large language model meets programming – the rise of code intelligence, 2024. URL <https://arxiv.org/abs/2401.14196>.
- [14] Nam Le Hai, Dung Manh Nguyen, and Nghi D. Q. Bui. On the impacts of contexts on repository-level code generation, 2025. URL <https://arxiv.org/abs/2406.11927>.
- [15] Haichuan Hu, Ye Shang, Guolin Xu, Congqing He, and Qianjun Zhang. Can gpt-o1 kill all bugs? an evaluation of gpt-family llms on quixbugs, 2024. URL <https://arxiv.org/abs/2409.10033>.
- [16] Binyuan Hui, Jian Yang, Zeyu Cui, Jiayi Yang, Dayiheng Liu, Lei Zhang, Tianyu Liu, Jiajun Zhang, Bowen Yu, Keming Lu, Kai Dang, Yang Fan, Yichang Zhang, An Yang, Rui Men, Fei Huang, Bo Zheng, Yibo Miao, Shanghaoran Quan, Yunlong Feng, Xingzhang Ren, Xuancheng Ren, Jingren Zhou, and Junyang Lin. Qwen2.5-coder technical report, 2024. URL <https://arxiv.org/abs/2409.12186>.
- [17] Carlos E. Jimenez, John Yang, Alexander Wettig, Shunyu Yao, Kexin Pei, Ofir Press, and Karthik Narasimhan. Swe-bench: Can language models resolve real-world github issues?, 2024. URL <https://arxiv.org/abs/2310.06770>.
- [18] Graham King. pycallgraph: Python call graph visualizer. <https://github.com/gak/pycallgraph>.
- [19] Bowen Li, Wenhan Wu, Ziwei Tang, Lin Shi, John Yang, Jinyang Li, Shunyu Yao, Chen Qian, Binyuan Hui, Qicheng Zhang, Zhiyin Yu, He Du, Ping Yang, Dahua Lin, Chao Peng, and Kai Chen. Prompting large language models to tackle the full software development lifecycle: A case study, 2024. URL <https://arxiv.org/abs/2403.08604>.
- [20] Jia Li, Ge Li, Xuanming Zhang, Yihong Dong, and Zhi Jin. Evocodebench: An evolving code generation benchmark aligned with real-world code repositories, 2024. URL <https://arxiv.org/abs/2404.00599>.
- [21] Shukai Liu, Linzheng Chai, Jian Yang, Jiajun Shi, He Zhu, Liran Wang, Ke Jin, Wei Zhang, Hualai Zhu, Shuyue Guo, Tao Sun, Jiaheng Liu, Yunlong Duan, Yu Hao, Liqun Yang, Guanglin Niu, Ge Zhang, and Zhoujun Li. Mdeval: Massively multilingual code debugging, 2025. URL <https://arxiv.org/abs/2411.02310>.

- [22] Noble Saji Mathews and Meiyappan Nagappan. Test-driven development and llm-based code generation. In *Proceedings of the 39th IEEE/ACM International Conference on Automated Software Engineering, ASE '24*, page 1583–1594. ACM, October 2024. doi: 10.1145/3691620.3695527. URL <http://dx.doi.org/10.1145/3691620.3695527>.
- [23] Meta. Introducing llama 3.1: Our most capable models to date. <https://ai.meta.com/blog/meta-llama-3-1/>, 2024. Accessed: 2024-07-23.
- [24] OpenAI. Hello gpt-4o. <https://openai.com/index/hello-gpt-4o/>, 2024. Accessed: 2024-05-10.
- [25] OpenAI. Openai o1-mini: Advancing cost-efficient reasoning. <https://openai.com/index/openai-o1-mini-advancing-cost-efficient-reasoning/>, 2024. Accessed: 2024-09-12.
- [26] OpenAI. Introducing gpt-4.1 in the api. <https://openai.com/index/gpt-4-1/>, 2025. Accessed: 2025-04-14.
- [27] OpenAI. Introducing openai o3 and o4-mini. <https://openai.com/index/introducing-o3-and-o4-mini/>, 2025. Accessed: 2025-04-16.
- [28] OpenAI Team. Introducing SWE-Bench verified. <https://openai.com/index/introducing-swe-bench-verified/>, 2024. Accessed: August 13, 2024.
- [29] Zhenyu Pan, Rongyu Cao, Yongchang Cao, Yingwei Ma, Binhua Li, Fei Huang, Han Liu, and Yongbin Li. Codev-bench: How do llms understand developer-centric code completion?, 2024. URL <https://arxiv.org/abs/2410.01353>.
- [30] Doubao Team. Doubao 1.5pro. https://seed.bytedance.com/en/special/doubao_1_5_pro, 2025. Accessed: 2025-01-22.
- [31] Qwen Team. Qwen2.5-max: Exploring the intelligence of large-scale moe model. <https://qwenlm.github.io/blog/qwen2.5-max/>, 2025. Accessed: 2025-01-28.
- [32] Qwen Team. Qwen3: Think deeper, act faster. <https://qwenlm.github.io/blog/qwen3/>, 2025. Accessed: 2025-04-29.
- [33] Runchu Tian, Yining Ye, Yujia Qin, Xin Cong, Yankai Lin, Yinxu Pan, Yesai Wu, Haotian Hui, Weichuan Liu, Zhiyuan Liu, and Maosong Sun. Debugbench: Evaluating debugging capability of large language models, 2024. URL <https://arxiv.org/abs/2401.04621>.
- [34] Qinyun Wu, Chao Peng, Pengfei Gao, Ruida Hu, Haoyu Gan, Bo Jiang, Jinhe Tang, Zhiwen Deng, Zhanming Guan, Cuiyun Gao, Xia Liu, and Ping Yang. Repomastereval: Evaluating code completion via real-world repositories, 2024. URL <https://arxiv.org/abs/2408.03519>.
- [35] x.AI. Grok 3 beta — the age of reasoning agents. <https://x.ai/news/grok-3/>, 2025. Accessed: 2025-02-19.
- [36] Weixiang Yan, Yuchen Tian, Yunzhe Li, Qian Chen, and Wen Wang. Codetransocean: A comprehensive multilingual benchmark for code translation, 2023. URL <https://arxiv.org/abs/2310.04951>.
- [37] Jian Yang, Jiajun Zhang, Jiayi Yang, Ke Jin, Lei Zhang, Qiyao Peng, Ken Deng, Yibo Miao, Tianyu Liu, Zeyu Cui, Binyuan Hui, and Junyang Lin. Execrepobench: Multi-level executable code completion evaluation, 2024. URL <https://arxiv.org/abs/2412.11990>.
- [38] Terry Yue Zhuo, Minh Chien Vu, Jenny Chim, Han Hu, Wenhao Yu, Ratnadira Widyasari, Imam Nur Bani Yusuf, Haolan Zhan, Junda He, Indraneil Paul, Simon Brunner, Chen Gong, Thong Hoang, Armel Randy Zebaze, Xiaoheng Hong, Wen-Ding Li, Jean Kaddour, Ming Xu, Zhihan Zhang, Prateek Yadav, Naman Jain, Alex Gu, Zhoujun Cheng, Jiawei Liu, Qian Liu, Zijian Wang, Binyuan Hui, Niklas Muennighoff, David Lo, Daniel Fried, Xiaoning Du, Harm de Vries, and Leandro Von Werra. Bigcodebench: Benchmarking code generation with diverse function calls and complex instructions, 2025. URL <https://arxiv.org/abs/2406.15877>.

A Prompts of Repository Preprocessing

We employ Claude3.5 to analyze the file structure of each repository and automatically identify the main test directories and the source code directories. The prompt used for this purpose is shown below:

Below is the file tree of a code repository:
{file_structure}

Please analyze the given file names and paths to identify the corresponding relationships between source code and test files (paying special attention to paths containing /test/, /unit/, or /unittest/), and provide the output in JSON format. Note that the correspondence must be based on root path relationships (for example, if both transformers/test/repo/ and transformers/test/utils/ exist, select transformers/test/). If specific unit tests exist, the relationship should be detailed to the unit test folder (such as unit), and the correspondence can tolerate some missing files as long as the files generally correspond. If there are no similar corresponding relationships, please output an empty JSON object.

Example Input:

```
...
- mlflow/gateway.py
- mlflow/gateway/providers.py
- mlflow/gateway/schemas.py
- mlflow/gemini.py
- mlflow/groq.py
- tests/test_gateway.py
- tests/gateway/test_providers.py
- tests/gateway/test_schemas.py
- mlflow/core/pipeline.py
- mlflow/core/pipeline/graph.py
- core_tests/pipeline.py
- core_tests/pipeline/graph.py
...
```

Example Output:

```
...
{
  "repo_name": "mlflow",
  "testcase_dir_mapping": {
    "mlflow/": "tests/",
    "mlflow/core/": "core_tests/",
  },
}
...
```

Note that after obtaining the mapping, perform a check to merge paths for repeated occurrences of upper-level directories; remove paths for non-core code segments (such as cli, community, _sdk, _cli/, etc.); and merge paths in cases where possible. For example:

```
...
{
  "repo_name": "langchain",
  "testcase_dir_mapping": {
    "libs/cli/langchain_cli/": "libs/cli/tests/unit_tests/",
    "libs/community/langchain_community/": "libs/community/tests/unit_tests/",
    "libs/core/langchain_core/": "libs/core/tests/unit_tests/",
    "libs/langchain/langchain/": "libs/langchain/tests/unit_tests/",
    "libs/partners/anthropic/langchain_anthropic/": "libs/partners/anthropic/tests/unit_tests/",
    "libs/partners/chroma/langchain_chroma/": "libs/partners/chroma/tests/unit_tests/",
    "libs/partners/exascale/langchain_exa/": "libs/partners/exascale/tests/unit_tests/",
    "src/transformers/": "tests/",
    "src/transformers/models/": "tests/models/",
    "src/transformers/benchmark/": "tests/benchmark/",
    "inference_sdk/": "tests/inference_sdk/unit_tests/",

    "inference/core/": "tests/inference/unit_tests/core/",
    "inference/enterprise/": "tests/inference/unit_tests/enterprise/",
    "inference/models/": "tests/inference/unit_tests/models/",
    "inference/core/workflows/": "tests/workflows/unit_tests/"
  }
}
...
```

No explanations are needed, just output in JSON format and using ``` ````.

```
...
{
  "repo_name": "langchain",
  "testcase_dir_mapping": {
    "libs/core/langchain_core/": "libs/core/tests/unit_tests/",

```

```

    "libs/langchain/langchain/": "libs/langchain/tests/unit_tests/",
    "src/transformers/": "tests/",
    "inference/": "tests/inference/unit_tests/"
}
}
...

```

Our approach supports cases with multiple root directories, such as repositories such as langchain, which contain both source code and embedded packages (e.g., langchain and langchain_core).

After determining the main test and source directories, we traverse all files within these directories to establish fine-grained mappings between individual test files and their corresponding source files. Once valid mappings are identified, we execute the test files in the environment to verify their usability. Additionally, we record the number of test cases in each test file, which is later used to calculate the AC Rate.

B Generation Backbone Model Selection

We utilize GPT-4o to generate structured functional descriptions. As shown in Figure 6, different backbone models exhibit different characteristics in their generated descriptions. Although the descriptions generated by Claude 3.5 are accurate, they tend to be more concise and often omit some implementation details, such as variable names and function names. After comparing the styles of descriptions produced by various models, we selected GPT-4o as the backbone for generation, as it provides accurate and detailed descriptions without being verbose.

Furthermore, we evaluate the performance of different models on development-type tasks using descriptions generated by different backbones. As illustrated in Figure 5 the absolute scores of the models fluctuate due to differences in the description styles. However, the relative ranking of the models remains largely consistent and is not affected by the choice of the backbone model.

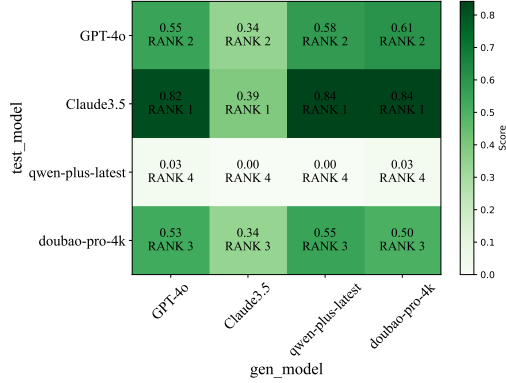


Figure 5: Performance heatmap between different backbone models and test models.

```

# Explanation of the functionality of this code segment:
#1. **Purpose**
...
#2. **Logic**
#- Initialize the retry counter 'retries' to 0.
#- While the number of retries is within the maximum allowed attempts:
#- Attempt to parse the input string using the 'self.parser.parse()' method.
#- If parsing succeeds, return the result.
#- If an 'OutputParserException' is raised:
#- Check whether the maximum number of retries has been reached. If so,
  raise the exception.
#- Increment the retry counter by one.
#- Check whether 'self.legacy' and the 'retry_chain.run' method exist:
#- If they exist, call 'retry_chain.run()' to retry;
#- otherwise, attempt to call 'retry_chain.invoke()' .
#- If the parser has a 'get_format_instructions' method, use it;
#- if a 'NotImplementedError' or 'AttributeError' is raised, skip the
  instructions parameter.
#- Continue parsing with the result returned from the retry.
#3. **Exceptions**
...

```

(a) Claude 3.5

```

# Explanation of the functionality of this code segment:
#1. **Purpose**
...
#2. **Logic**
#- Initialize the retry counter 'retries' to 0.
#- Enter a loop with the condition 'retries' <= 'self.max_retries':
#- Call the 'self.parser.parse()' method to parse the input string.
#- If parsing succeeds, immediately return the parsed result.
#- If a parsing error occurs, catch the 'OutputParserException' exception:
#- Check whether the current retry count 'retries' has reached the maximum
  value 'self.max_retries'. If so, raise the exception and terminate the
  parsing process.
#- Otherwise, increment the retry counter: 'retries += 1'.
#- Check whether 'self.legacy' is 'True' and 'retry_chain' has a 'run' method:
#- If so, call the 'retry_chain.run()' method, passing in the parameters
  'instructions', 'completion', and 'error' to reconstruct the input
  string and retry.
#- If the above condition is not satisfied, call 'retry_chain.invoke()' method:
#- If 'self.parser' provides a 'get_format_instructions()' method, use the
  formatting instructions provided by this method to construct new 'instructions'.
...

```

(b) GPT-4o

Figure 6: Comparison of structured functional descriptions generated by GPT-4o and Claude 3.5.

C Prompts for Development Problem Generation

Prompt for Explanation Generation

Please analyze the provided code block based on its context, and output its functionality using concise language in the given format (do not include extra content):

```

1. **Purpose**
Describe the main goal of the code block and its role within the entire program.
Specifically, what is its responsibility within the current function?
2. **Logic**
Elaborate on the core logic and operational process of the code block. For all
conditional branches (if statements), explain them one by one.
If complex variable updates are involved, use Markdown format for formulas to
represent these mathematical calculations.
If variables from previous sections of the code block are used, try to describe using
their variable names, enclosing them in backticks. Functions should be enclosed in
backticks as well, and can be in the form `function_name(arguments)` or `function_name`
, without causing ambiguity such as `function_name()` which might lead to
misunderstanding.
3. **Exceptions**
If the code block under analysis throws exceptions, explain its exceptional cases and
types. If no exceptions are thrown within the code block, state "None."
4. **Variable Assignments**
Given the variable list, provide the specific significance and role of the computed
variable in the code block in list form.
If any variables are incorrectly identified or unused in subsequent sections of code,
these can be directly removed.
If the variable list is missing any modified variable (such as `self.blockid_list.
append(block)`), please add it to the list.
Variable list: {variable_list}

### Sample Output:
1. **Purpose**
Parse the target string to extract key information. The target string is in the format
`blocks = ["blockid1", "blockid2", ...]`. This code block extracts all valid blockids
, generating a new list of strings.
2. **Logic**
Uses regular expressions (re library) to extract blockid list from the target string,
then iterates the list, verifies each blockid's existence in the database, and stores
them converted to integer type in a new list.
3. **Exceptions**
- `ValueError`: If the target string has an incorrect format, making it unable to
extract a valid blockid list, this exception is thrown.
4. **Variable Assignments**
- `self.blockid_list`: Stores extracted and validated blockids

### Code Block to be Analyzed:
{key_block}

### Contextual Information of Code Block:
{class_code}

```

Prompt for Refinement

```

The code reviewers found the generated code explanation has the following issues:
{response}

Please modify the current code explanation based on the content of the code block and the
reviewers' suggestions, and output it according to the specified format, **do not
include extra content**.
### Code Block to be Analyzed:
{key_block}

### Current Code Explanation:
{explanation}

### Output Requirements:
1. **Purpose**
Describe the main goal of the code block and its role within the entire program.
Specifically, what is its responsibility within the current function?
2. **Logic**
Elaborate on the core logic and operational process of the code block. For all
conditional branches (if statements), explain them one by one.
If complex variable updates are involved, use Markdown format for formulas to
represent these mathematical calculations.
If variables from previous sections of the code block are used, try to describe using
their variable names, enclosing them in backticks.
3. **Exceptions**
If the analyzed code block throws exceptions (using `raise` statements, excluding `
except` statements), explain its exceptional cases and types. If no exceptions are
thrown within the code block, state "None."
4. **Variable Assignments**
Using the provided variable list, describe the specific significance and role of the
computed variable in the code block in list form.

```

If there are any erroneously identified variables (e.g., those not used later in the code), you may directly remove these. If the variable list is missing any modified variable (such as ``self.blockid_list.append(block)``), please add it to the list.

Sample Output:

1. ****Purpose****
Parse the target string to extract key information. The target string format is ``blocks = ["blockid1", "blockid2", ...]``. This code block extracts all valid blockids and generates a new list of strings.
2. ****Logic****
Uses regular expressions (re library) to extract blockid list from the target string, then iterates the list, verifies each blockid's existence in the database, and stores them converted to integer type in a new list.
3. ****Exceptions****
- ``ValueError``: If the target string has an incorrect format making it impossible to extract a valid blockid list, this exception is thrown.
4. ****Variable Assignments****
- ``self.blockid_list``: Stores extracted and validated blockids.

D Multi-Function Problem Generation Rules

In addition to the three basic rules described in Section 3.3, we introduce specific rules for each type of problem to better simulate real-world programming scenarios. For the bugfix type, we only allow the combination of single-function bugfix problems, since in practice programmers typically do not implement new code and debug at the same time. For *CORECODEBENCH-Difficult*, we ensure that each problem contains at least one single-function development problem, and the total number of atomic problems n satisfies $n \geq 3$.

E Repository Information

Table 5 presents the basic information of the selected repositories. We selected these repositories from the PyPI library and downloaded their latest release versions. The relative paths between source code and test cases, the implementation styles of test cases (including both unittest and pytest), and the way packages are invoked all vary across these repositories. Nevertheless, our CorePipe is robustly adaptable to these differences, automatically generating corresponding testcases and demonstrating strong generalizability and practical applicability.

Table 5: Repository Information.

Repo	Created Time	Latest Version	Latest Release Time	Github Link	Total Code Lines	Python Files	Test Files	Test Coverage (%)
transformers	2019/9/26	4.51.3	2025/4/14	/huggingface/transformers	971,687	1,756	712	40.55
langchain	2022/10/25	0.3.25	2025/5/3	/langchain-ai/langchain	68,790	1,329	265	19.94
datachain	2024/6/27	0.16.4	2025/5/1	/iterative/datachain/tree/main	26,777	137	57	41.61
open-iris	2023/12/14	1.5.0	2025/4/22	/worldcoin/open-iris	8,072	76	64	84.21
UniRef	2023/12/26	0.6	2023/12/26	/FoundationVision/UniRef	36,127	152	50	32.89
haystack	2023/11/25	2.13.1	2025/4/24	/deepset-ai/haystack	33,905	211	150	71.09
d3rlpy	2020/7/31	2.8.1	2025/3/2	/takuseno/d3rlpy	23,984	125	45	36.00
inference	2023/8/16	0.48.3	2025/5/6	/roboflow/inference	83,164	640	118	18.44
rdt	2018/8/23	1.16.0	2025/4/11	/sdv-dev/RDT	7,265	31	16	51.61
cloudnetpy	2019/9/13	1.75.0	2025/5/2	/actris-cloudnet/cloudnetpy	23,025	116	49	42.24
skfolio	2023/12/15	0.9.0	2025/4/5	/skfolio/skfolio	29,865	113	71	62.83
finam	2023/2/3	1.0.1	2025/4/23	/finam-uf/finam	12,592	46	30	65.22

F Data Source Illustration of CORECODEBENCH

Problem Statement Examples. In Figure 7, we present the four atomic types of single-function problems. All problem types are constructed by rewriting or masking candidate key blocks, ensuring that the code under test remains both core and complete. The multi-function problems are generated by combining single-function problems, and their descriptions and formats are consistent with those of the single-function problems.

G Prompts of Evaluation

Below, we present the evaluation prompts used for each of the six problem types.



Figure 7: Illustration of atomic single-function problems.

G.1 Single-Function Evaluation

G.1.1 Development

Below is a code snippet containing a placeholder ``<complete code here>``. Please analyze the provided context and description of the missing code to generate the appropriate code block at ``<complete code here>``.

Please output the completed code block using markdown format (````python````).

****Important**:** Ensure the code block you complete maintains the same indentation as the context code, meaning you need to preserve the original code's indentation. The output must exactly match the line count and structure of the input, including preserving empty lines and comment positions.

Code snippet:

```

```python
{prompt}
```

```

Please output the completed code block using markdown format (````python````). Make sure to preserve the original indentation before and after the `<complete code here>` placeholder. And remember don't add the signature of the function into it.

G.1.2 BugFix

In the following code snippet, there is a buggy code section between ``<buggy code begin>`` and ``<buggy code end>``. I've provided the corresponding unit test file and pytest error messages. Please analyze the given context and rewrite the erroneous code segment. Please format the rewritten function block in markdown (````python````), including only the rewritten content between ``<buggy code begin>`` and ``<buggy code end>``, without including the ``<buggy code begin>`` and ``<buggy code end>`` tags.

****Note**:** Please ensure that your completed code block maintains the indentation of the original code context.

Code snippet:

```

```python
{new_code}
```

```

Unit test code:

```

```python
{test_code}
```

```

```
...
Test error log:
...
{log}
...
```

G.1.3 TDD

Below is a code file {file_name} containing a placeholder ``<complete code here>`'. Please analyze the provided file context and unit test information, and generate appropriate code at the ``<complete code here>`` location. Please output your completed code block in markdown format (````python````). The code block should only include the code at the ``<complete code here>`` location, without the surrounding context.

****Note**:** Please ensure that your completed code block maintains the indentation of the surrounding code, meaning you need to preserve the original code's indentation.

Code file {file_name} to be completed:

```
```python
{new_code}
```
```

Corresponding unit test:

```
```python
{test_file}
```
```

G.2 Multi-Function Evaluation

G.2.1 Development

You are a code completion agent, I would provide you with a snippet of code, and you would need to return the completed code segment.

the code after `<related code>` is used while calling the code to be completed.

You need to complete code blocks after `<complete following code>` by predicting the codes after `<complete code here>`, `<id>` label wraps the position of the code.

Your output should include the `<id></id>` label, followed by the completed code snippet enclosed within triple backticks `````, ensuring clarity and proper formatting.

```
<related code>
<id>{id}</id>
{related code}
```

```
<complete following code>
<id>{id}</id>
{function code}
```

G.2.2 BugFix

In the following code snippet, the code between `<buggy code begin>` and `<buggy code end>` contains bugs, `<id>` label wraps the position of the code. Please analyze the provided context and rewrite the faulty code segment.

The code after `<related code>` is used while calling the code to be rewritten.

Your output should include the `<id></id>` label, followed by the new code snippet enclosed within triple backticks `````, ensuring clarity and proper formatting.

```
<related code>
<id>{id}</id>
{related code}
```

```
<complete following code>
<id>{id}</id>
{function code}
```

G.2.3 TDD

You are a code completion agent, I would provide you with a snippet of code, and you would need to return the completed code segment.

The code after `<related code>` is used while calling the code to be completed.

You need to complete code blocks after `<complete following code>` by predicting the codes after `<complete code here>`, `<id>` label wraps the position of the code.

Please analyze the provided file context and the unit test information of the file, and generate an appropriate code block at the position marked `<complete code here>`.

Your output should include the `<id></id>` label, followed by the completed code snippet enclosed within triple backticks `````, ensuring clarity and proper formatting.
Note: Please ensure that the code block you provide as a completion matches the indentation of the surrounding context, i.e., you need to preserve the original code's indentation.

```
<related code>
<id>{id}</id>
{related code}
```

```
<complete following code>
<id>{id}</id>
{function code}
```

```
The unit test information:
{test_codes}
```

H Human Annotator

We employ three annotators in total, all of whom hold bachelor's degrees or higher in computer-related fields (including information security and software engineering) and have at least two years of Python development experience.

The annotators work full-time, with a daily workload not exceeding 8 hours. Their annotation productivity is approximately 1 task per hour, and they are compensated following local labor regulations.

Furthermore, we conduct quality checks on their annotations. All quality inspectors are members of the author team with educational backgrounds in computer science and artificial intelligence.

I Implementation Details

For the selection of key blocks, we require that each key block contains more than 10 lines of code to ensure the difficulty of the problems. In multi-function problem generation, we set $\nu = 6$, $d = 3$. For *CORECODEBENCH-Difficult*, we use $\nu = \infty$, $d = 3$. The depth d is set to 3 to better simulate real-world development scenarios.

During the evaluation, we extract the model output using regular expressions. To reduce bias caused by format mismatches in model output, we further apply post-processing steps such as indentation alignment and function header alignment, ensuring that the outputs are as evaluable as possible.

J Detailed Results of Single-Function Problems

In Table 6, Table 7, and Table 8, we present the detailed evaluation results of single-function problems across different repositories and types of problems. It should be noted that `langchain` and `langchain_core` are listed separately in the tables, as their source directories, test file locations, and runtime Python paths are different.

K Detailed Results of Multi-Function Problems

In Table 9, Table 10, and Table 11, we present the detailed evaluation results of multi-function problems across different repositories and types of problems. Similar to Appendix J, we separate `langchain` and `langchain_core` as different repositories.

Table 6: Detailed results of single-function development problems.

model/repo	transformers		langchain		langchain-core		datachain		open-iris		Unifair		haystack		dbrlyp		inference		nlt		cloudherty		skfelo		finam	
	AC Rate	AC @1	AC Rate	AC @1	AC Rate	AC @1	AC Rate	AC @1	AC Rate	AC @1	AC Rate	AC @1	AC Rate	AC @1	AC Rate	AC @1	AC Rate	AC @1	AC Rate	AC @1	AC Rate	AC @1	AC Rate	AC @1	AC Rate	AC @1
GPT-4o	81.88	48.83	75.45	71.88	93.22	61.53	82.38	63.79	80.09	38.46	92.46	62.50	81.35	39.80	62.58	47.06	89.17	48.15	96.95	46.15	65.54	45.45	73.83	48.94	78.66	57.14
GPT-4.1	82.84	43.02	90.14	86.90	90.14	61.54	86.90	70.69	84.28	33.85	92.46	81.25	81.58	45.92	67.18	38.52	89.62	56.07	93.57	29.63	68.53	45.45	73.83	48.94	78.66	57.14
O1-mini	82.84	43.02	90.14	86.90	90.14	61.54	86.90	70.69	84.28	33.85	92.46	81.25	81.58	45.92	67.18	38.52	89.62	56.07	93.57	29.63	68.53	45.45	73.83	48.94	78.66	57.14
O1-mini	88.48	60.47	81.92	75.00	92.84	69.23	90.43	72.41	92.63	46.15	97.14	87.50	80.35	37.76	83.23	67.65	89.40	63.33	93.76	37.04	67.15	41.86	80.06	55.32	85.88	71.74
Claude-3.5-Sonnet	82.89	55.81	91.67	90.63	93.27	53.85	85.73	65.51	87.07	46.15	96.63	75.00	80.66	34.69	89.83	73.53	89.37	56.67	97.68	44.44	67.82	40.91	77.45	46.81	75.04	50.00
Claude-3.7-Sonnet	88.64	62.79	93.45	90.63	95.09	61.54	84.54	68.97	85.26	38.46	96.54	87.50	84.63	40.82	69.17	58.82	89.12	56.67	96.47	44.44	70.39	50.00	76.73	51.06	75.82	50.00
Gemini-2.5-Pro-Preview	82.27	55.81	76.00	65.62	68.32	46.15	83.01	62.07	60.56	30.77	83.59	68.75	71.05	33.67	85.76	67.65	87.51	53.33	84.19	29.63	57.26	37.21	71.93	38.30	69.20	50.00
Doubao-1.5-pro	82.27	55.81	76.00	65.62	68.32	46.15	83.01	62.07	60.56	30.77	83.59	68.75	71.05	33.67	85.76	67.65	87.51	53.33	84.19	29.63	57.26	37.21	71.93	38.30	69.20	50.00
Doubao-pro-4k	78.44	36.05	82.74	71.88	46.15	72.97	79.74	56.90	75.80	26.70	80.26	83.43	72.79	25.51	53.44	35.29	73.15	30.00	96.46	33.33	64.56	36.36	34.04	0	42.86	68.33
Doubao-1.5-pro	85.83	55.81	82.72	75.00	92.78	53.85	88.77	65.52	96.06	69.23	88.33	75.00	77.91	38.78	73.61	58.82	92.52	63.33	97.87	51.85	65.80	51.16	79.51	48.94	73.06	42.86
qwen-plus-latest	79.44	45.35	81.32	71.88	92.54	53.85	83.11	63.79	80.10	46.15	91.48	68.75	80.36	35.71	79.76	52.94	88.07	53.33	93.07	37.04	65.14	31.82	70.24	42.55	73.39	42.86
Qwen2.5-max	85.03	61.62	82.07	71.88	94.85	61.54	82.90	62.07	80.88	46.15	91.35	90.91	80.14	37.76	67.25	58.82	83.38	50.00	91.61	40.74	60.14	40.91	78.03	46.81	74.94	42.86
DeepSeek-Coder-V2-Lite-Instruct-1.6B	80.79	9.40	55.53	71.88	85.25	15.38	52.48	36.21	65.64	18.75	67.22	66.75	66.16	14.29	63.25	71.11	68.33	26.67	91.69	10.11	47.73	45.98	68.11	17.02	75.96	71.14
Llama3.1-70B	81.88	48.83	75.45	71.88	93.22	61.53	82.38	63.79	80.09	38.46	92.46	62.50	81.35	39.80	62.58	47.06	89.17	48.15	96.95	46.15	65.54	45.45	73.83	48.94	78.66	57.14
Llama3.1-70B	66.21	23.26	64.96	56.25	94.01	69.23	78.59	55.17	68.05	23.08	68.71	43.75	50.20	12.24	54.33	32.35	74.34	46.67	89.40	7.41	67.15	31.82	75.76	40.43	75.93	48.82
Qwen3.8B	64.27	3.49	43.28	18.75	57.46	0	41.46	6.90	55.21	7.69	44.84	0	50.75	9.18	47.39	20.59	60.73	20.00	83.00	7.41	38.14	4.65	60.93	8.51	49.58	0

Table 7: Detailed results of single-function bugfix problems.

model/repo	transformers		langchain		langchain-core		datachain		Unifair		haystack		dbrlyp		inference		nlt		cloudherty		skfelo		finam		
	AC Rate	AC @1	AC Rate	AC @1	AC Rate	AC @1	AC Rate	AC @1	AC Rate	AC @1	AC Rate	AC @1	AC Rate	AC @1	AC Rate	AC @1	AC Rate	AC @1	AC Rate	AC @1	AC Rate	AC @1	AC Rate	AC @1	
GPT4o	62.87	29.51	70.96	57.57	45.95	33.33	77.5	44.64	43.51	22.22	59.63	20.77	75.93	57.5	82.62	60	68.96	37.5	39.95	25	39.28	16.67	40.91	8.33	
GPT4.1	71.36	37.71	80.33	66.67	58.91	50	84.13	53.57	62.96	44.44	69.92	40.26	89.66	77.5	92.63	75	79	58.33	56.95	40.62	64.58	50	52.03	16.67	
O1-mini	67.54	22.95	73.92	54.54	38.96	25	77.58	48.21	35.18	22.22	57.04	19.48	78.81	65	59.92	35	74.59	33.33	38.24	28.12	44.08	30	41.55	8.67	
O1-mini	73.1	42.62	73.91	54.54	45.33	40	85.57	66.07	75.92	55.55	75.24	51.94	91.5	85	71.77	35	85.23	66.66	46.6	43.72	57.73	33.33	52.25	33.33	
Claude3.5	64.97	27.87	75.78	60.6	38.05	25	78.43	50	68.51	55.55	60.93	23.37	87.73	77.5	55	30	70.71	37.5	39.96	34.37	57.27	38.89	68.24	25	
Claude3.7	64.87	37.7	82.06	69.69	39.81	33.33	84.39	57.14	51.85	33.33	64.98	29.87	81.5	71.77	35	76.72	58.33	43.52	34.37	51.28	33.33	63.44	25		
gemini2.5-pro	35.03	19.67	39.43	36.36	26	20	44.91	41.07	27.16	11.11	26.28	14.28	38.42	32.5	54.01	40	21.91	12.5	27.85	21.87	39.19	22.22	2.08	0	
Grok3	33.33	19.67	82.25	63.63	17.04	8.33	78.54	39.28	46.29	33.33	53.68	21.08	71.5	32.5	63.22	40	60.24	41.67	40.8	37.5	35.64	16.67	41.2	25	
doubao-4k-pro	66.23	31.15	77.49	57.57	35.02	33.33	82.22	46.43	39.28	33.33	63.63	27.27	85.88	75	88.07	60	71.74	41.67	44.04	31.25	47.74	27.78	53.03	8.33	
doubao-1.5-pro	67.29	31.15	73.42	54.54	58.3	50	82.22	48.21	54.62	33.33	60.14	19.48	86.37	77.5	88.07	60	73.37	41.67	40.81	31.25	47.39	33.33	44.32	16.67	
deepseek-1.6B-Coder-V2-Lite-Instruct	45.12	13.11	46.24	24.24	25	25	48.84	21.43	0	27.95	2.6	36.23	25	13.33	10	30.24	0	15.59	9.37	30.45	16.67	8.7	0	48.78	25
deepseekR1	68.89	32.79	80.63	69.7	58.3	50	82.38	57.14	56.48	22.22	57.22	24.67	86.15	72.5	83.32	65	70.6	37.5	45.88	34.37	59.16	50	48.78	25	
Llama3.1-70B	59.02	21.31	74.37	57.57	34.09	33.33	70.53	41.07	41.04	11.11	51.64	15.58	80.44	70	39.09	25	56.14	20.83	43.38	31.25	33.69	16.66	39.77	0	
qwen-plus-latest	48.8	22.95	54.94	42.42	28.7	25	71.86	33.93	11.11	11.11	48.49	20.78	54.14	42.5	48.19	40	40.94	12.5	27.42	18.75	32.11	16.67	24.17	0	
Qwen2.5-max	38.28	26.23	75.67	51.51	28.7	25	73.18	41.07	24.07	11.11	57.44	18.18	68.87	57.5	63.54	50	35.56	25	39.78	21.87	27.78	45.73	42.18	0	
qwen3.8B	38.84	6.55	40.77	13.15	0	0	56.7	23.21	19.57	0	16.23	1.3	23.86	7.5	0	0	34.84	0	17.84	9.37	20.27	11.11	10.99	0	

Table 8: Detailed results of single-function TDD problems.

model/repo	transformers		langchaincore		datachain		open-ais		haystack		cloudnlp		skfolio		finam	
	AC Rate	AC @1	AC Rate	AC @1	AC Rate	AC @1	AC Rate	AC @1	AC Rate	AC @1	AC Rate	AC @1	AC Rate	AC @1	AC Rate	AC @1
GPT4o	85.29	50.7	79.71	44.19	75.69	46.43	82.18	36.36	84.05	38.89	90.47	52.5	79.49	46.42	95.86	55.55
GPT4.1	90.26	66.2	89.94	72.09	85.24	50	84.67	45.45	81.32	66.66	93.59	75	91.17	67.85	92.28	44.44
O1-mini	84.12	46.48	84.38	58.13	77.88	53.57	85.89	54.54	80.09	50	90.25	62.5	84.82	57.14	95.86	55.55
O4-mini	87.03	61.97	79.07	69.77	80.26	67.86	82.61	54.54	88.88	83.33	95.07	75	90.15	71.43	93.99	77.78
Claude3.5	90.27	64.79	73.61	46.51	84.23	60.71	94.03	63.63	69.76	61.11	95.78	67.5	86.26	53.57	93.13	66.66
Claude3.7	88.43	64.79	79.93	60.46	83.33	60.71	77.14	36.36	82.01	66.66	95.7	80	83.55	55.35	93.98	66.66
gemini2.5-pro	82.74	57.75	68.86	55.81	67.41	53.57	72.3	36.4	82.8	55.6	81.9	57.5	63.5	41.1	76.2	55.6
Grok3	73.67	46.48	81.62	60.46	83.9	53.57	84.37	45.45	85.07	61.11	91.48	60	87.42	58.93	93.13	66.66
doubao4kPro	78.12	33.8	70.5	32.56	62.81	25	72.5	18.18	71.31	16.66	79.79	32.5	81.36	35.71	92.44	55.55
doubao 1.5 pro	85.27	52.11	84.24	51.16	74.06	39.29	82.56	36.36	71.31	16.66	88.08	57.5	84.67	55.35	95.86	55.55
deepseek-16B-Coder-V2-Lite-Instruct	60.13	21.13	36.96	11.63	57.91	17.86	57.91	18.18	85.83	55.55	64.37	17.5	70.5	25	95.86	55.55
deepseekR1	87.45	64.79	80.63	55.81	79.34	46.43	85.44	63.63	82.95	16.66	95.95	75	88.3	64.28	96.72	66.67
Llama3.1-70B	79.93	35.21	64.43	30.23	73.56	39.29	83.9	45.45	71.55	22.22	88.17	42.5	78.78	39.29	95.01	44.44
qwen-plus-latest	80.9	47.89	71.55	39.53	71.23	39.28	75.53	18.18	82.63	22.22	87.76	52.5	81.6	42.86	95.86	55.55
qwen2.5-max	85.3	50.7	79.49	37.21	72.34	35.71	87.19	54.54	76.05	50	88.37	47.5	81.65	50	92.28	55.55
qwen3-8B	68.41	14.08	38.83	11.63	35.96	35.96	64.8	9.09	56.8	22.22	62.65	20	66.45	16.07	85.84	22.22

Table 9: Detailed results of multi-function development problems.

model/repo	transformers		langchain		langchaincore		datachain		open-ais		UnlRef		haystack		d3py		inference		nlp		cloudnlp		skfolio		finam	
	AC Rate	AC @1	AC Rate	AC @1	AC Rate	AC @1	AC Rate	AC @1	AC Rate	AC @1	AC Rate	AC @1	AC Rate	AC @1	AC Rate	AC @1	AC Rate	AC @1	AC Rate	AC @1	AC Rate	AC @1	AC Rate	AC @1	AC Rate	AC @1
GPT-4o	24.57	0	17.29	0	30.46	16.67	34.69	12.50	6.67	0	20.67	10	16.99	0	3.85	0	36.09	12.50	28.79	16.67	0	0	14.40	3.85	0	0
GPT-4o-mini	14.35	0	17.29	0	17.29	16.67	28.75	0	3.33	0	6.67	0	23.12	4.65	3.85	0	24.65	0	45.96	16.67	9.26	0	18.98	11.54	0	0
O1-mini	21.60	0	11.76	0	18.15	16.67	37.07	0	35.87	20.00	22.67	10	22.60	6.98	5.77	0	11.06	0	49.14	16.67	3.03	0	16.83	15.38	14.10	0
Claude-3.5-Sonnet	29.94	14.29	43.90	25.00	41.80	16.67	35.66	0	11.11	0	30.33	20	1.99	0	5.77	0	46.29	12.50	37.32	0	5.56	0	23.79	11.54	2.78	0
Claude-3.7-Sonnet	52.49	28.57	47.17	12.50	51.06	33.33	35.22	0	16.67	0	43.67	30	29.47	4.65	57.12	25.00	31.08	12.50	52.47	16.67	12.04	8.33	20.75	11.54	14.10	0
Gemini-2.5-Pro-Preview	25.00	0	17.29	0	17.29	16.67	33.33	12.50	16.67	10	35.00	20	15.92	4.65	16.35	0	38.42	25.00	16.67	16.67	32.66	25.00	22.04	7.69	15.38	0
Claude-3.7-Preview	20.00	7.14	37.65	25.00	47.52	33.33	33.33	12.50	16.67	10	35.00	20	15.92	4.65	16.35	0	38.42	25.00	16.67	16.67	32.66	25.00	22.04	7.69	15.38	0
Doubao-pro-4k	5.09	0	0	0	0	0	27.81	0	6.67	0	0	0	6.87	0	0	0	9.38	0	0	0	0	0	2.56	0	0	0
Doubao-1.5-pro	5.09	0	0	0	0	0	27.81	0	6.67	0	0	0	6.77	0	0	0	9.38	0	0	0	0	0	2.56	0	0	0
qwen-plus-latest	30.97	14.29	12.50	0	28.70	16.67	25.60	0	24.76	10.00	22.33	10	17.94	6.98	5.77	0	20.13	0	30.30	16.67	21.55	16.67	20.90	11.54	0	0
qwen2.5-max	32.65	21.43	18.75	12.50	24.13	25.00	39.08	12.50	23.33	10.00	14.83	0	17.94	6.98	5.77	0	18.33	0	43.23	16.67	4.65	0	18.72	15.38	2.56	0
DeepSeek-V2-Lite-Instruct-16B	0	0	0	0	0	0	0	0	0	0	0	0	0	0	0	0	0	0	0	0	0	0	0	0	0	0
DeepSeek-R1	32.62	7.14	31.25	25.00	20.13	8.33	41.90	0	23.33	10.00	26.33	10	27.89	4.65	31.11	0	17.25	0	19.70	0	2.78	0	23.96	15.38	0	0
Llama3.1-70B	43.84	21.43	18.01	0	19.35	8.33	27.62	0	9.44	0	8.33	0	17.61	2.33	7.69	0	9.83	0	49.77	16.67	12.04	8.33	20.38	7.69	2.56	0
Qwen3-8B	7.76	0	16.67	11.11	15.11	7.69	11.16	0	0	0	5.00	0	10.66	0	1.92	0	24.12	14.29	30.81	0	1.23	0	10.18	7.55	0	0

Table 10: Detailed results of multi-function bugfix problems.

model/repo	transformers		langchain		datachain		haystack		d3rlpy	
	AC Rate	AC @1	AC Rate	AC @1	AC Rate	AC @1	AC Rate	AC @1	AC Rate	AC @1
GPT-4o	69.23	0	0	0	28.28	0	8.33	0	0	0
GPT-4.1	69.23	0	0	0	27.27	0	8.33	0	15.71	0
o1-mini	69.23	0	100	100	27.27	0	0	0	10.71	0
o4-mini	69.23	0	0	0	28.28	0	0	0	15.71	0
Claude-3.5-Sonnet	69.23	0	0	0	27.27	0	0	0	10.71	0
Claude-3.7-Sonnet	69.23	0	0	0	28.28	0	0	0	10.71	0
Gemini-2.5-Pro-Preview	0	0	0	0	0	0	0	0	10.71	0
Grok-3	69.23	0	0	0	0	0	8.33	0	0	0
Doubao-pro-4k	69.23	0	0	0	27.27	0	0	0	2.50	0
Doubao-1.5-pro	69.23	0	0	0	2.02	0	0	0	10.71	0
qwen-plus-latest	69.23	0	0	0	0	0	0	0	0	0
Qwen2.5-max	69.23	0	0	0	27.27	0	8.33	0	10.71	0
DeepSeek-Coder-V2-Lite-Instruct-16B	0	0	0	0	0	0	0	0	0	0
DeepSeek-R1	69.23	0	0	0	0	0	0	0	10.71	0
Llama3.1-70B	69.23	0	0	0	0	0	8.33	0	10.71	0
Qwen3-8B	69.23	0	0	0	0	0	0	0	0	0
qwen3-32b-no-thinking	0	0	0	0	0	0	0	0	0	0

Table 11: Detailed results of multi-function TDD problems.

model/repo	transformers		langchain.core		datachain		open-iris		haystack		inference		cloudnety		skfolio		finam	
	AC Rate	AC @1	AC Rate	AC @1	AC Rate	AC @1	AC Rate	AC @1	AC Rate	AC @1	AC Rate	AC @1	AC Rate	AC @1	AC Rate	AC @1	AC Rate	AC @1
GPT-4o	22.77	6.25	18.10	14.29	4.10	0	21.30	0	14.50	6.25	43.79	16.67	15.19	6.67	14.70	11.11	10.94	0
GPT-4.1	11.02	0	33.39	21.43	6.18	0	26.85	11.11	43.76	20.83	35.39	0	13.33	13.33	10.30	7.41	20.91	0
o1-mini	32.07	12.50	12.92	7.14	5.19	0	7.41	0	29.42	8.33	23.65	0	11.58	0	19.27	7.41	21.51	0
o4-mini	45.72	31.25	41.95	28.57	16.31	11.11	20.11	11.11	56.75	35.42	53.40	16.67	28.49	13.33	22.22	22.22	23.44	12.50
Claude-3.5-Sonnet	48.71	18.75	44.19	21.43	27.48	0	28.24	11.11	44.84	16.67	11.72	0	14.54	6.67	19.01	11.11	9.38	0
Claude-3.7-Sonnet	56.09	25.00	46.42	35.71	9.64	0	22.42	11.11	40.44	22.92	31.67	16.67	28.15	20.00	28.67	22.22	20.91	0
Gemini-2.5-Pro-Preview	24.28	12.50	16.47	7.14	23.41	0	18.52	11.11	34.96	20.83	37.47	0	10.00	6.67	23.25	18.52	9.38	0
Grok-3	26.30	12.50	21.27	7.14	39.95	11.11	7.41	0	21.06	12.50	24.17	0	11.48	0	20.69	14.81	0	0
Doubao-pro-4k	1.56	0	7.14	0.07	0	0	0	0	1.14	0	0	0	3.33	0	7.41	0.07	0	0
Doubao-1.5-pro	0	0	0	0	0	0	0	0	1.80	0	0	0	0	0	0	0	0	0
qwen-plus-latest	0.57	0	29.95	14.29	8.83	0	25.93	11.11	18.04	6.25	33.20	0	30.10	20.00	17.39	11.11	9.38	0
Qwen2.5-max	53.91	18.75	31.88	14.29	11.68	0	26.85	11.11	27.71	6.25	17.22	0	5.56	0	16.62	11.11	21.88	12.50
DeepSeek-Coder-V2-Lite-Instruct-16B	0	0	0	0	5.56	0	11.11	11.00	0	0	0	0	0	0	0	0	0	0
DeepSeek-R1	36.23	6.25	29.75	14.29	32.80	11.11	28.24	11.11	35.24	20.83	32.70	0	8.99	0	24.20	18.52	10.94	0
Llama3.1-70B	41.07	18.75	25.24	14.29	14.98	0	15.67	11.11	25.13	4.17	5.11	0	14.26	0	21.49	11.11	12.86	0
Qwen3-8B	10.42	0	11.11	7.14	7.74	0	0	0	6.55	0	22.73	16.67	0	0	0	0	0	0

Table 12: Detailed results of CORECODEBENCH-difficult.

model/repo	transformers		langchain		langchain_core		duchain		open-its		UnitRef		haystack		d3bpy		inference		rdit		cloudnlp		skfolio		finam	
	AC Rate	AC @1	AC Rate	AC @1	AC Rate	AC @1	AC Rate	AC @1	AC Rate	AC @1	AC Rate	AC @1	AC Rate	AC @1	AC Rate	AC @1	AC Rate	AC @1	AC Rate	AC @1	AC Rate	AC @1	AC Rate	AC @1	AC Rate	AC @1
GPT-4o	15.85	2.86	6.25	0	0	0	14.95	0	0	0	0	0	8.51	0	11.43	0	17.73	0	66.67	0	50.00	50.00	43.39	0	0	0
GPT-4.1	18.88	2.86	2.08	0	37.50	0	0	0	0	0	0	0	3.58	0	0	0	0	0	0	0	0	0	41.44	0	0	0
o1-mini	0.71	7.85	0	0	0	0	41.30	0	0	0	0	0	7.48	0	10.00	0	15.71	0	66.67	0	0	0	70.34	0	0	0
Claude-3.7-Sonnet	46.58	28.57	31.57	25.00	12.50	0	4.90	0	0	0	33.33	0	12.75	0	11.43	0	13.45	0	66.67	0	0	0	52.34	0	0	0
Gemini-2.5-Pro-Preview	12.69	5.71	57.37	0	0	0	38.85	0	0	0	33.33	0	9.21	4.00	12.78	0	30.04	0	0	0	0	0	23.83	0	0	0
Grok-3	0	0	0	0	12.50	0	0	0	0	0	0	0	26.28	12.00	0	0	17.25	0	100.00	100.00	50.00	50.00	52.73	25.00	0	0
Doubao-pro-4k	0	0	0	0	0	0	0	0	0	0	0	0	1.37	0	0	0	0	0	0	0	0	0	1.92	0	0	0
Doubao-1.5-pro	0	0	0	0	0	0	0	0	0	0	0	0	2.11	0	0	0	0	0	0	0	0	0	0	0	0	0
Qwen2.5-max	0	0	0	0	0	0	0	0	0	0	0	0	0	0	0	0	0	0	0	0	0	0	0	0	0	0
DeepSeek-R1	25.71	11.43	67.95	0	0	0	0.37	0	0	0	0	0	11.01	0	12.86	0	12.15	0	100.00	100.00	0	0	51.98	0	0	0
Llama3.1-70B	16.52	0	12.02	0	0	0	0.74	0	0	0	0	0	9.39	0	11.43	0	11.54	0	66.67	0	0	0	44.29	0	0	0