

# REACT-TRACE: A Semantics for Understanding React Hooks

An Operational Semantics and a Visualizer for Clarifying React Hooks

JAY LEE, JOONGWON AHN, and KWANGKEUN YI, Seoul National University, Korea

React has become the most widely used web front-end framework, enabling the creation of user interfaces in a declarative and compositional manner. Hooks are a set of APIs that manage side effects in function components in React. However, their semantics are often seen as opaque to developers, leading to UI bugs. In this paper, we introduce REACT-TRACE, a formalization of the semantics of the essence of React Hooks, providing a semantics that clarifies their behavior. We demonstrate that our model captures the behavior of React, by theoretically showing that it embodies essential properties of Hooks and empirically comparing our REACT-TRACE-definitional interpreter against a test suite. Furthermore, we showcase a practical visualization tool based on the formalization to demonstrate how developers can better understand the semantics of Hooks.

CCS Concepts: • **Theory of computation** → **Operational semantics**; • **Software and its engineering** → **Functional languages**; *Interpreters*; **Graphical user interface languages**; **Formal language definitions**; • **Human-centered computing** → *Visualization systems and tools*.

Additional Key Words and Phrases: React, Hooks, Render semantics, Functional reactive programming

## 1 Introduction

### 1.1 Overview of React

React ([react.dev](https://react.dev)) is the most widely used framework for developing web-based graphical user interfaces (GUI) today [Stack Exchange, Inc. 2024]. React developers structure the UI as a tree of *components*, where each component serves as a *functional* specification that declaratively defines a portion of the UI and its behavior. To declare user interactions in a component, developers use *Hooks*, a collection of library functions that “hooks into” the runtime to manage state and handle side effects within components.

A React component is a function that serves as a declarative specification of a UI, which is read by the React runtime to render the interface. The process of “reading” this specification is nothing special—the runtime directly invokes the component, which is a plain function. When these components are called with appropriate arguments, they return a data structure representing how the component should appear on the screen. Ideally, when a component is called with the same arguments, it should render the same interface [Cacm Staff 2016].

This functional approach differs significantly from traditional object-oriented UI frameworks. In object-oriented frameworks like Flutter ([flutter.dev](https://flutter.dev)), Qt ([qt.io](https://qt.io)), UIKit ([developer.apple.com](https://developer.apple.com)), or even legacy versions of React [Madsen et al. 2020; Meta Platforms, Inc. 2025a], components are modeled with classes, where each view directly corresponds to an instance of a class. Developers define different methods to be called at different lifecycle phases—such as initialization, state update, etc.—creating a clear separation.

React, however, introduces a different model: a single function component plays multiple roles—the same component is called for both creating a new view and updating an existing view. To enable this, React employs Hooks that exhibit *dynamic* behavior depending on the rendering phase.

<pre>1 function Counter({ x }) { 2   const [s, setS] = useState(() =&gt; x); 3   const h = () =&gt; setS((s) =&gt; s+1); 4   return &lt;button onClick={h}&gt; 5     {s} 6   &lt;/button&gt;; }</pre>	<p>The Counter component on the left demonstrates the <b>useState</b> Hook for managing state. This simple component increments its state <i>s</i> each time the button is clicked. When first rendered, <b>useState</b> returns an initial value from the initializer function <code>() =&gt; x</code>. Here, <i>s</i> captures the</p>
---	--

Authors' Contact Information: Jay Lee, [jhlee@ropas.snu.ac.kr](mailto:jhlee@ropas.snu.ac.kr); Joongwon Ahn, [jwahn@ropas.snu.ac.kr](mailto:jwahn@ropas.snu.ac.kr); Kwangkeun Yi, [kwang@ropas.snu.ac.kr](mailto:kwang@ropas.snu.ac.kr), Department of Computer Science and Engineering, Seoul National University, Seoul, Korea.

current state, and `setS` accepts an updater to set a new state. In subsequent renders, `useState` automatically “remembers” the previous state and returns it instead. This example illustrates how even a simple component like `Counter` has different semantics across lifecycle phases.

Another peculiarity when writing a component is that developers *cannot* use JavaScript (JS) variables and direct assignments to manage a component’s state. In the above example, assigning a new value to `s` does not update the state of `Counter`—`setS` must be used to update the state.

Moreover, developers must adhere to specific rules imposed by React, collectively known as the *Rules of React* [Meta Platforms, Inc. 2025g] when writing components. These rules represent invariants that components must maintain for React to properly manage the UI. The `Cond` component on the right breaks one of these rules in line 4 by calling `useState` conditionally—all Hooks must be unconditionally called directly at the top-level of a component. Initially, `Cond` will show a button to toggle the Boolean state `b` from `false` to `true`. When `b` becomes `true`, instead of showing the initial state of `s` which is `0`, the entire UI breaks down at runtime.

Therefore, React developers must constantly switch between two distinct modes of thinking, writing general logic in the host language (JS in this example) and writing rendering logic in React.

## 1.2 The Problem

Above points illustrate a significant challenge: React developers should follow specific rules or risk breaking their UI entirely. We shall see more of these UI bugs in §3. However, the rationale behind these rules is not clear to the developers as the rendering process is opaque to developers. It is not immediately clear exactly *how* React registers updates or *when* re-renders occur. Determining the number or timing of re-renders can be difficult and often requires understanding of React’s internal implementation details.

In other words, Hooks have subtle and nuanced semantics that can be challenging to write programs avoiding unexpected behaviors, particularly when multiple Hooks interact together. As a result, programmers rely on informal resources such as Q&A platforms and tutorials when encountering unexpected behaviors. These resources, including the well-crafted official documentation, typically present high-level guides and best practices in a “do this, avoid that” format rather than offering precise explanations of the underlying mechanisms behind these rules. This lack of formalism complicates debugging and optimization, leaving even experienced developers vulnerable to misconceptions about how Hooks work.

## 1.3 Our Solution

We present an operational semantics of React Hooks, which we call `REACT-TRACE`:

- **REACT-TRACE is a semantics for clarifying the behavior of React Hooks.** `REACT-TRACE` is *high-level enough* to abstract away implementation details and *precise enough* to aid developers in reasoning about rendering behavior (§4.3). Our semantics helps developers clearly understand confusing UI bugs like infinite re-rendering (§3).
- **REACT-TRACE is a foundation for building semantic-based tools.** `REACT-TRACE` provides a semantics for React Hooks (§4), which is the first step of designing any semantic-based tool, such as an abstract interpreter [Cousot and Cousot 1977; Rival and Yi 2020]. As an example for a semantic-based tool based on `REACT-TRACE`, we present an interactive tool that explains and visualizes the behavior of React programs (§5).

$$\begin{aligned}
 \text{Prog } P &::= e \mid \text{let } C(x) = e;; P \\
 \text{Exp } e &::= () \mid \text{true} \mid \text{false} \mid n \mid x \mid C \\
 &\mid e \oplus e \mid \text{if } e \text{ then } e \text{ else } e \mid \text{fun } x \rightarrow e \mid e e \mid e; e \mid \text{let } x = e \text{ in } e \\
 &\mid [\bar{e}] \mid \text{let } (x, x_{\text{set}}) = \text{useState}^{\ell} e \text{ in } e \mid \text{useEffect } e \mid \text{print } e
 \end{aligned}$$

Fig. 1. Syntax of REACT-TRACE.

- **REACT-TRACE captures the essence of React.** We prove that REACT-TRACE conforms to the key properties of React according to the documentation, as well as presenting an empirical conformance test suite (§6).

*Organization.* In §§2 and 3, we describe challenges in understanding Hooks. We first introduce **useState** and **useEffect**, the two most fundamental Hooks, and describe their peculiarities (§2). We further illustrate how interactions between these Hooks can cause common pitfalls that developers encounter (§3). In §4, we clarify the opaque render semantics of React Hooks by providing a semantics. In §5, we present a REACT-TRACE-definitional interpreter and showcase a semantic-based visualizer. In §6, we demonstrate that REACT-TRACE captures the behavior of React runtime. In §7, we compare our work with prior work and discuss future work. We conclude in §8.

## 2 Peculiarities of React Hooks

In this section, we examine in detail the peculiarities of the **useState** (§2.1) and **useEffect** (§2.2) Hooks.

We introduce a simple applicative language for REACT-TRACE that captures the essence of React Hooks and use it throughout the paper to illustrate the examples and the semantics. Thus we decouple ourselves from the subtleties of the complex semantics of JS [Ryu and Park 2024], which is beyond the scope of our research.

*Syntax.* The syntax of REACT-TRACE is given in Fig. 1. A React program  $P$  is a sequence of *component definitions*  $\text{let } C(x) = e$ , followed by the *main expression*  $e$ . A component definition  $\text{let } C(x) = e$  defines a component named  $C$  that accepts parameter  $x$  bound in body  $e$ . A component name  $C$  is capitalized to distinguish it from other identifiers. Expressions  $e$  are mostly standard, except for the array view  $[\bar{e}]$  for nested views and the Hooks. The **useState** and **useEffect** Hooks can be used only at the top level of the component bodies; they cannot be used as a sub-expression of other expressions<sup>1</sup>—this is enforced by the Rules of React [Meta Platforms, Inc. 2025f]. A view represents the structure of the UI that evaluate into either a constant, a closure, or an array view. An array view can represent a nested structure, modeling the JSX syntax [Meta Platforms, Inc. 2022]. A closure used as a view represents an event handler, e.g., a button or a text input.  $\text{print } e$  prints to the console. We only consider programs  $P$  whose main expressions evaluate to a view.

We model only the **useState** and **useEffect** Hooks in our language, as they are the most essential Hooks that are closely coupled with the (re-)rendering of components.

- The **useState** Hook provides a way to manage state in components, making it a cornerstone for defining user interactions in components. **useState** returns a pair of values: the current state  $x$  and a setter function  $x_{\text{set}}$  that updates the state.
- The **useEffect** Hook enables running arbitrary code  $e$  after a component is rendered. This Hook makes it useful to synchronize with the “outside world,” but can lead to complex behavior when it triggers a re-render. The expression passed to **useEffect**,  $e$ , is called an *Effect* [Meta Platforms, Inc. 2025h].

<sup>1</sup>We enforce this syntactically during parsing in the REACT-TRACE interpreter.

Actually, as we will see in §3, the common pitfalls of Hooks are caused by misusing **useState** and **useEffect** in combination. We now explain how these Hooks are used in React components in §§2.1 and 2.2, before presenting their exact semantics in §4.

## 2.1 The Peculiarity of **useState**

Among the top 45 most frequent StackOverflow questions with the tag [react-hooks], three questions including the most frequent question, are about the semantics of the timing of **useState** Hook and the state updates [Pranjal 2019; Tang 2019; vadim 2018].

```
1 let Counter x =      Consider a counter that increments its value by two when clicked. If our
2   let s := 0 in      language had mutable variables, one might naively write the code on the
3   [s, button (fun _ -> left by defining a mutable variable s and adding two to it when the button
4     s := s+2)];;      is clicked. However, this approach presents two significant problems:
5 Counter 0
```

- (1) The variable `s` would be rebound to `0` every time the component is invoked, preventing the runtime from re-reading the component without overwriting the previous state.
- (2) Even if the previous problem were somehow solved, to determine when to update the UI to synchronize with the states, the runtime would need to track all mutable variables in each component, which would be inefficient in practice.

The **useState** Hook addresses these issues by providing functionality analogous to mutable variables in imperative languages, yet with a functional approach. Instead of directly modifying state through assignment, the state is managed by the React runtime and can only be updated by the setter function returned by the Hook. The **useState** Hook allows the runtime to be aware of the state and handle its bookkeeping, therefore addressing the aforementioned two problems.

Using **useState**, we can correctly implement a functioning Counter as shown on the right. **useState** returns a pair of variables: `s` that stores the current state and the setter function `setS` that accepts an updater function. Initially, `s` holds the value of `x`. On subsequent renders, React is able to provide the correct current state without reinitializing to `x`.

When a button is pressed, the callback passed to it is invoked, which in turn calls `setS` twice with the updater `fun s -> s+1`. Unlike direct assignment to `s` in the previous example, this does not immediately update `s`, but rather queues the update [Meta Platforms, Inc. 2025c]. This update will be processed by the runtime during the next render, ensuring that the view is re-rendered accordingly with the updated state. This raises a question:

*Precisely when in the runtime is this update handled?*

To investigate when the callback provided to `setS` is executed, we can add diagnostic print statements as shown below:

<pre>1 let Counter x = 2   print "Counter"; 3   let (s, setS) = useState x in 4   print "Return"; 5   [s, button (fun _ -&gt; 6     setS (fun s -&gt; s+1); 7     setS (fun s -&gt; print "Update"; s+1))];; 8 Counter 0</pre>	<pre>_____ Console _____ 1 Counter 2 Return  button 🖱️ 3 Counter 4 Update 5 Return</pre>
--	--

The console output shows that `Counter` and `Return` are printed during the initial rendering. When the button is clicked, `Update` is printed *after* `Counter` and *before* `Return`—a behavior that is not immediately apparent from the code alone.

In fact, the official React documentation does not specify exactly when the queued updates are processed, other than that they are processed sometime during the next render. We will clearly define how this happened by providing a formal semantics of REACT-TRACE in §4.

## 2.2 The Peculiarity of `useEffect`

While `useState` hooks into the React runtime to manage component state, `useEffect` hooks into the rendering lifecycle of components. Every time a component is rendered, an Effect—a suspended computation or a thunk—provided to the `useEffect` Hook is executed. Effect allows developers to run arbitrary logic after the render. Note that in React, it is possible to specify a set of variables called *dependencies*, so that the Effect runs only if those variables have changed. We only consider the simplest form of `useEffect` in our language, where the Effect is run unconditionally after each render, and it is a straightforward extension to support dependencies.

```

1 let Counter x =
2   let (s, setS) = useState x in
3   useEffect (print (if s mod 2 = 0
4     then "Even" else "Odd"));
5   [s, button (fun _ ->
6     setS (fun s -> s+1);
7     setS (fun s -> s+1))]);
8 Counter 0

```

Building upon the previous Counter example, we can log Even or Odd depending on the value of the counter. The `useEffect` Hook makes this straightforward, as shown on the left. This implementation prints either Even or Odd to the console after each render based on the parity of the counter. This “delayed” logging is possible as an Effect expression passed to `useEffect` is unevaluated<sup>2</sup> until after the component has rendered.

While a simple print as an Effect may seem trivial, this amounts to synchronizing with the outside world, which is the very purpose of the `useEffect` Hook. In real life, this can be a call to some logging system or user analytics system.

To understand a more peculiar aspect of `useEffect`, consider the following “SelfCounter” where an Effect creates an autonomous rendering cycle:

```

1 let SelfCounter x =
2   let (s, setS) = useState x in
3   print s;
4   useEffect (
5     print "Effect";
6     if s < 3 then
7       setS (fun s -> s + 1));
8   print "Return";
9   [s];
10 SelfCounter 0

```

	Console
1	0
2	Return
3	Effect
4	1
5	Return
6	Effect
7	2
8	Return
9	Effect
10	3
11	Return
12	Effect

This example demonstrates that Effects can create render cycles *without any user interaction*. Initially, the value of `s`, 0 is printed, followed by Return and Effect messages, showing that the Effect runs after the initial render. After the Effect runs, it updates the state when `s < 3`, triggering a new render automatically. The component autonomously increments from 0 to 3 without any user interaction. When `s` reaches 3, the Effect still runs (as shown by the final Effect output), but no further updates are queued.

This pattern creates a dangerous pitfall:

*Developers can unwittingly trigger excess render cycles with seemingly innocent Effects.*

Our formal semantics in §4 captures these execution patterns, helping developers reason about when and how these cycles occur in their programs.

<sup>2</sup>In React/JS, an Effect needs to be wrapped inside a callback.

### 3 Re-Rendering Pitfalls with React Hooks

Having examined the peculiarities of **useState** and **useEffect** in §2, we now demonstrate how their interaction can lead to common render-related bugs. These pitfalls are challenging as they stem from the opaque render semantics. These issues motivate our formal semantics (§4).

#### 3.1 Infinite Re-Rendering

Infinite re-rendering is perhaps the most catastrophic bug one can encounter when using Hooks. There are two different problems in this category of bugs: an infinite render loop due to always setting a different state in a **useEffect** (§3.1.1) and an infinite re-evaluation of a component body due to a top-level call to a setter function (§3.1.2).

**3.1.1 Infinite Render Loop with an Effect.** Using **useEffect** can easily lead to an infinite render loop—searching StackOverflow with the query “useEffect” “infinite” returns more than 1600 results [Anon. 2025]. We describe the essence of the issue here.

Infinite render loop occurs because setting state within an Effect triggers the runtime to **Check**<sup>3</sup> if the state has changed, which is implemented by invoking the component body again. If the state whose setter function is called is actually modified, the component re-renders and decides to run the **Effect** again. Essentially, this **Check-Effect** decision cycle creates a render loop. In the following, we show a basic example that renders infinitely many times due to this mechanism.

```
1 let Inf x =
2   let (s, setS) = useState 0 in
3   useEffect (setS (fun s -> s+1));
4   s;;
5 Inf 0
```

The component `Inf` on the left is a simple example that increments the state by one after each render in an Effect. Upon each call to `setS` while executing an Effect, the component “remembers” that its body needs to be scanned again to see if the state has actually changed. We say that the component decides to **Check** in the next render pass. Since `s` always increments, the scan results in the runtime re-rendering `Inf` indefinitely.

This render loop is similar to the example `SelfCounter` shown in §2.2, although this time, the condition that breaks the loop is absent. A generalized issue is presented in §3.2.

**3.1.2 Top-Level Call to a Setter Function.** Infinite loop caused by a top-level call to a setter function is also a common source of confusion—the most frequent StackOverflow question with both the [reactjs] and [infinite-loop] tag is about this issue [Tehila 2022].

When a component sets a state in the top-level, the runtime immediately **Checks** the component again by re-evaluating it. This causes React to discard the returned view and re-read the component.

An active **Check** decision during reading a component is treated specially as a signal to *retry* the component before the render, unlike a **Check** decision while running an Effect. Therefore, an unconditional top-level call to a setter function causes an infinite loop and is never correct.

The component `Inf2` shown on the right illustrates this issue. Unlike the infinite render loop bug previously discussed in §3.1.1, `Inf2` does not even reach the screen. `Inf2` simply causes the UI to show a blank screen. Even if the state is always set to the same value 0, `Inf2` falls into an infinite loop.

```
1 let Inf2 x =
2   let (s, setS) = useState x in
3   setS (fun s -> s);
4   s;;
5 Inf2 0
```

#### 3.2 Unnecessary Re-Rendering

```
1 let Flicker x =
2   let (s, setS) = useState x in
3   useEffect (setS (fun _ -> 42));
4   s;;
5 Flicker 0
```

A simple example of an unnecessary re-render triggered by the **useEffect** Hook is demonstrated in the left by the component `Flicker`. `Flicker` starts with an initial state 0, and immediately after the render, it updates the state to 42, triggering the

<sup>3</sup>We use **Bold Sans-Serif** to emphasize a decision, whose semantic meaning is formally introduced in §4.1.



runtime to **Check** the component and causes a re-render. A swift user might even see the transient state  $\emptyset$  and notice a “flicker” in the UI.

While technically a similar problem to the one discussed in §3.1.1, this is a performance issue, in contrast to the other which was an evident bug. When the component needs to access an external resource in order to set a state, setting a state after the call to **useEffect** may be necessary, but in other scenarios, it is a waste of a render cycle to do so.

Note that this issue can happen inter-component as well in a more subtle manner. In the example on the right, the parent component **Parent** decides to render the child component **Child** based on the state  $s$ . Initially, **Parent** renders **Child**, passing its setter function  $\text{setS}$  to **Child**. After the render, **Effect** in **Child** gets invoked, queuing an update to the state  $s$  of **Parent** to  $\text{false}$ . In the end, **Parent** re-renders, but this time, it will not render **Child**, as the state  $s$  becomes  $\text{false}$ .

```

1 let Child setS =
2   useEffect (setS (fun _ -> false));
3   ();
4 let Parent b =
5   let (s, setS) = useState b in
6   if s then Child setS else ();
7 Parent true

```

#### 4 An Operational Semantics for the Essence of React Hooks

We now provide a formal operational semantics **REACT-TRACE** that is both high-level enough to abstract away React’s implementation details, yet precise enough to reason about rendering behavior (§6). Up until now, we have implicitly discussed “values” using the syntax of **REACT-TRACE**, and we formally introduce their semantic domains in §4.1. Then we describe the operational semantics of **REACT-TRACE** in §4.2.

There are two layers that constitute the syntax and semantics of React Hooks:

**Base layer** describes standard computations within components. An excerpt of the relevant syntax from Fig. 1 is:

$$\text{Exp } e ::= () \mid \text{true} \mid \text{false} \mid n \mid x \mid e \oplus e \mid \text{if } e \text{ then } e \text{ else } e \mid \text{fun } x \rightarrow e \mid ee \mid e; e \mid \text{let } x = e \text{ in } e \mid \dots$$

**Render layer** controls the rendering of components. An excerpt of the relevant syntax from Fig. 1 is:

$$\text{Exp } e ::= \dots \mid C \mid [\bar{e}] \mid \text{let } (x, x_{\text{set}}) = \text{useState}^f e \text{ in } e \mid \text{useEffect } e$$

The base logic layer is crucial in order to build a rich UI with complex business logic. For instance, Booleans and conditionals are required to write a toggleable button; Functions and function applications are necessary to perform actions on behalf of user interaction.

Our choice of the base layer is not the only possible one. We have chosen a minimal combination of features that can support the essence of Hooks—we can extend our base with strings, objects, recursive functions, etc. Here, we will not burden ourselves with a layer not too relevant to the render logic, including the `print` facility we have introduced in Fig. 1. In fact, all these features are included in our implementation of **REACT-TRACE**(§5).

The render logic layer seems quite minimal, but we have seen its subtleties in §§2 and 3. We include all the base values to be used to represent views, and in addition, we include an array to model nested views and multiple children. This is not a general purpose array—its elimination is when being used at the returning position of a component. An example of an array view has been shown in the running examples in §2. Note that we do not have a **button** constructor—this is a syntactic sugar, and **button**  $f$  is simply desugared into  $f$ . Each **useState** Hook is (implicitly) labeled so that it is uniquely identified. The returned value of **useState** is a pair of current value  $x$  and the setter function  $x_{\text{set}}$ . **useEffect** Hooks need not be labeled.

#### 4.1 Semantic Domains

Semantic domains include base values (§4.1.1) as well as the machinery that models the React runtime and Hooks (§4.1.2). The entire semantic domains are reproduced in appendix A.1 for reference.

**4.1.1 Base Values.** The semantic domains for the base values are formalized as follows:

$$\begin{aligned}\text{Val } v &::= k \mid cl \mid \dots \\ \text{Const } k &::= \langle \rangle \mid \mathbf{tt} \mid \mathbf{ff} \mid n \\ \text{Clos } cl &::= \langle \lambda x.e, \sigma \rangle \\ \text{Env } \sigma &::= [\overline{x \mapsto v}]\end{aligned}$$

Base values are standard—constants include the unit value  $\langle \rangle$ , Booleans  $\mathbf{tt}$  and  $\mathbf{ff}$ , and integers  $n$ . To model the base layer using big-step semantics [Kahn 1987] in §4.2.3, bound variables are recorded in an environment  $\sigma = [\overline{x \mapsto v}]$ , an ordered list containing pairs of identifiers and values. A function evaluates into a closure  $cl = \langle \lambda x.e, \sigma \rangle$ , which is a pair of a function and an environment.

**4.1.2 React Machinery.** To model the React machinery, we extend base value domain  $\text{Val}$ :

$$\begin{aligned}\text{Val } v &::= \dots \mid C \mid cs \mid [\bar{s}] \mid \langle \ell, p \rangle \\ \text{ComSpec } cs &::= \langle C, v \rangle \\ \text{ViewSpec } s &::= k \mid cl \mid cs \mid [\bar{s}] \\ \text{DefTable } \delta &::= [\overline{C \mapsto \lambda x.e}] \\ p &\in \text{Path} = \mathbb{N}\end{aligned}$$

A component name  $C$  is a value as-is. All component names are determined statically and their definitions are looked up using a *definition table*  $\delta = [\overline{C \mapsto \lambda x.e}]$ . Thus (mutually) recursive components are permitted in REACT-TRACE, and we do not model legacy higher-order components [Meta Platforms, Inc. 2025b]. A *view spec* is either a constant value  $k$ , a closure  $cl$ , a component spec  $cs$ , or an array view spec  $[\bar{s}]$ . A constant and a closure view spec represent leaf views, whereas a component and an array view spec represent composite views. A constant view spec is simply realized into a view that shows its string representation. A closure view spec, when realized into a view, represents an event handler—this models UI elements such as a button, an input field, a checkbox, etc. A component spec  $cs = \langle C, v \rangle$  is simply a pair of a component name and its argument. This represents a specification of a view that may be realized into a view hierarchy. An array view spec  $[\bar{s}]$  is an array of view specs  $s$ , representing structured child views.

A setter closure  $\langle \ell, p \rangle$ , which is the semantic value of a setter function, is a pair of a label  $\ell$  from the originating **useState** Hook and a *path*  $p$  to the corresponding view in the view tree. We shall take a look at the view tree structure  $m$  in a moment.

The entire view hierarchy is stored in a tree memory  $m$  which maps each path  $p$  to a view  $\pi$ . A view is a realized component that is mounted or to-be-mounted into a tree memory. It consists of a component spec  $cs$ , a decision  $d$ , an effect queue  $q$ , and a child tree  $t$ . When a component body is evaluated, the runtime keeps track of its decision—**Check** for checking the component for retry or re-render, and **Effect** for running Effects after this render. Decisions **Check** and **Effect** have been explained informally in §§3.1.1 and 3.1.2, and all components first begin with an empty decision set. A state store  $p$  for each view is used to store the current state value  $v$  and the queued updates  $q$  from setter function from the **useState** Hook. These are keyed using the corresponding label  $\ell$  of **useState**. An effect queue  $q$  is a queue of Effects from the **useEffect** Hook. A child  $t$  is either a terminal view  $k$ , an event handler  $cl$ , a path  $p$  to another view, or an array of children  $[\bar{t}]$ . We also introduce a context  $\Sigma$ , which can be either a tree memory  $m$  or a view  $\pi$ . This distinction exists because one evaluation rule (APPSETNORMAL) requires the whole tree memory  $m$ , while the others



only require the local view  $\pi$  in their context. The whole-memory context is used to describe a component updating another, e.g., a button in a child component updating its parent's state. Here is the summary:

$$\begin{aligned}
 \text{TreeMem } m &::= [\overline{p \mapsto \pi}] \\
 \text{View } \pi &::= \{\text{spec: } cs, \text{dec: } \{\bar{d}\}, \text{sttst: } \rho, \text{effq: } q, \text{child: } t\} \\
 \text{Decision } d &::= \text{Check} \mid \text{Effect} \\
 \text{Tree } t &::= k \mid cl \mid p \mid [\bar{t}] \\
 \text{SttStore } \rho &::= [\overline{\ell \mapsto \{\text{val: } v, \text{sttq: } q\}}] \\
 \text{JobQ } q &::= [\bar{cl}] \\
 \text{Context } \Sigma &::= m \mid \pi
 \end{aligned}$$

While evaluating an expression, we maintain a phase  $\phi$ :

$$\text{Phase } \phi ::= \text{Init} \mid \text{Succ} \mid \text{Normal}$$

**Init** phase is used when evaluating a component for the first time to be mounted into a tree memory. At this phase, all states are evaluated from the initial expressions of **useStates**. Successive calls to a component function are done in **Succ** phase, where states are retrieved from a state store. The main expression, Effects, and event handlers are evaluated in **Normal** phase.

We model each (re-)render as a transition of global states, and we introduce a mode  $\mu$  to keep track of the state of the REACT-TRACE engine:

$$\text{Mode } \mu ::= \otimes \mid \cup \mid \bullet$$

Rendered mode  $\otimes$  represents a state where the UI has been rendered on the screen and is waiting for the queued Effects to run. Check mode  $\cup$  represents a state where the runtime will check for a re-render. When a re-render is not required, we enter event loop mode  $\bullet$  and wait for an input.

## 4.2 Operational Semantics

The entire semantic functions<sup>4</sup> and evaluation relations, along with their dependencies and required contexts, are summarized in Fig. 2. We give a brief overview of the semantic functions and relations before we formally introduce them in §§4.2.3 to 4.2.5:

- $\langle e, \delta \rangle$  or  $\langle t, m, \delta, \mu \rangle \hookrightarrow \langle t, m', \delta, \mu' \rangle$  is a single render step (Fig. 3). Read this as “Initially, main expression  $e$  transitions to root tree  $t$  and tree memory  $m'$  in mode  $\mu$ , under definition table  $\delta$ ,” or “Tree memory  $m$  in mode  $\mu$  transitions to  $m'$  in  $\mu'$ , given root tree  $t$  under definition table  $\delta$ .”
- $\Sigma, \sigma \vdash e \Downarrow_p^\phi v, \Sigma'$  is an evaluation of an expression (Fig. 4). Read this as “Expression  $e$  under environment  $\sigma$  and context  $\Sigma$  evaluates to value  $v$  with modified  $\Sigma'$ , in phase  $\phi$  and path  $p$ .”
- $\pi, \sigma \vdash e \Downarrow_p^\phi v, \pi'$  is a possibly retrying evaluation of a component body until it becomes idle (Fig. 5). Read this as “Component body  $e$  of view  $\pi$  under environment  $\sigma$  eventually evaluates to value  $v$  with modified  $\pi'$ , in phase  $\phi$  and path  $p$ .”
- $m, \delta \vdash \text{init}(s) = \langle t, m' \rangle$  is a rendering of a view spec in an initial render (Fig. 6). Read this as “View spec  $s$  initially renders into tree  $t$  and modifies tree memory  $m$  to  $m'$ , under definition table  $\delta$ .”
- $m, \delta \vdash \text{check}(t) = \langle \mu, m' \rangle$  is checking and updating a tree for a re-render (Fig. 8). Read this as “Tree  $t$  is re-rendered with modified tree memory  $m'$  from  $m$  under definition table  $\delta$ ” when  $\mu = \otimes$ , and “Tree  $t$  did not re-render and modified tree memory  $m'$  from  $m$  under definition table  $\delta$ ” when  $\mu = \bullet$ ;  $\mu$  cannot be  $\cup$ .

<sup>4</sup>Semantic functions are typeset using an *italicized sans-serif* font.

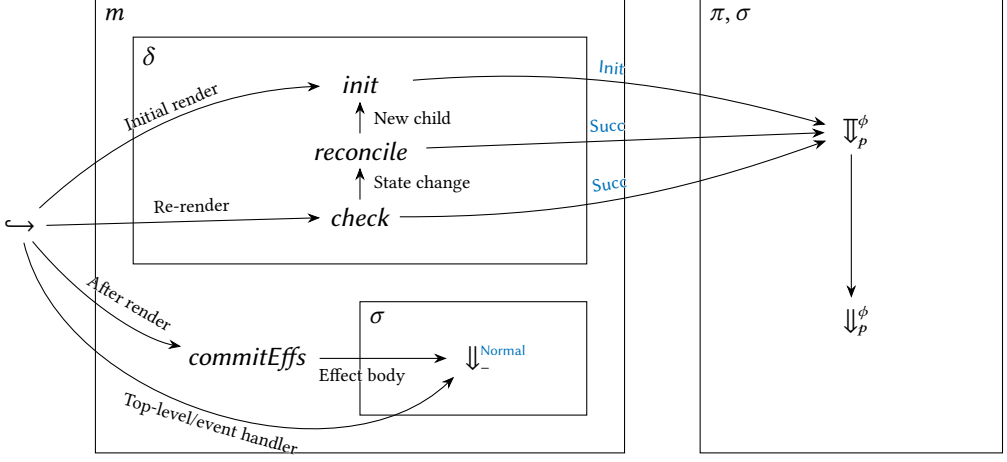


Fig. 2. Semantic function dependencies.

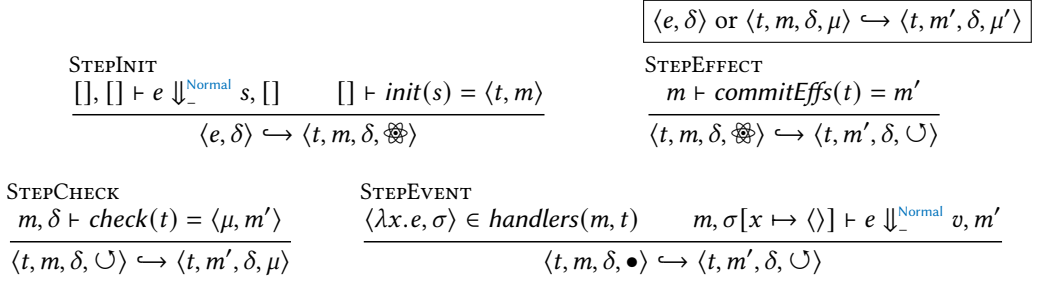


Fig. 3. Render step transitions.

- $m, \delta \vdash \text{reconcile}(t, s) = \langle t', m' \rangle$  is reconciling a tree with a possibly updated view spec (Fig. 9). Read this as “Tree  $t$  is reconciled as  $t'$  with respect to view spec  $s$  and modifies tree memory  $m$  to  $m'$ , under definition table  $\delta$ .”
- $m \vdash \text{commitEfts}(t) = m'$  is committing queued Effects (Fig. 7). Read this as “Committing Effects of tree  $t$  modifies tree memory from  $m$  to  $m'$ .”

**4.2.1 Render Loop.** We model the “loop” that keeps the React engine going using render step transitions in Fig. 3.

Given a program  $P$ , the loop begins with an initial state  $\langle e, \delta \rangle$ , where  $e$  is the main expression of  $P$  and  $\delta$  is the definition table of all components defined in  $P$ . Note that the definition table  $\delta$  and the root tree  $t$  (once initialized) remain unchanged during transitions.

First, we evaluate the main expression  $e$  into a view spec  $s$  and initialize it into a tree  $t$  with an updated tree memory  $m$ ; we enter the rendered mode  $\otimes$  (STEPINIT). We call this a rendered mode because the root tree  $t$  and all of its descendants as described in  $m$  have been *rendered on screen*. Then we commit all the queued Effects of  $t$  and its descendants, after which we enter the check mode  $\cup$  (STPEFFECT). In check mode  $\cup$ , we check for any state update under  $t$ . If there is an update ( $b = \text{tt}$ ), we render again and enter the rendered mode  $\otimes$ ; otherwise ( $b = \text{ff}$ ), we enter the event loop mode  $\bullet$  (STPEVENT). In event loop mode  $\bullet$ , we wait for user input to be handled by an

$$\boxed{\Sigma, \sigma \vdash e \Downarrow_p^\phi v, \Sigma'}$$

$$\begin{array}{c}
 \text{APPCom} \\
 \frac{\Sigma, \sigma \vdash e_1 \Downarrow_p^\phi C, \Sigma_1 \quad \Sigma_1, \sigma \vdash e_2 \Downarrow_p^\phi v, \Sigma_2}{\Sigma, \sigma \vdash e_1 e_2 \Downarrow_p^\phi \langle C, v \rangle, \Sigma_2} \\
 \\
 \text{APPSETCOMP} \\
 \frac{\pi, \sigma \vdash e_1 \Downarrow_p^\phi \langle \ell, p \rangle, \pi_1 \quad \pi_1, \sigma \vdash e_2 \Downarrow_p^\phi cl, \pi_2 \quad \phi \in \{\text{Init}, \text{Succ}\}}{\pi, \sigma \vdash e_1 e_2 \Downarrow_p^\phi \langle \rangle, \pi_2 \left\{ \begin{array}{l} \text{let } \rho = \pi_2.\text{sttst}, vq = \rho[\ell] \text{ in} \\ \text{dec: } \pi_2.\text{dec} \cup \{\text{Check}\} \\ \text{sttst: } \rho[\ell \mapsto vq\{\text{sttq: } vq.\text{sttq} \# [cl]\}] \end{array} \right\}} \\
 \\
 \text{APPSETNORMAL} \\
 \frac{m, \sigma \vdash e_1 \Downarrow_-^{\text{Normal}} \langle \ell, p \rangle, m_1 \quad m_1, \sigma \vdash e_2 \Downarrow_-^{\text{Normal}} cl, m_2}{m, \sigma \vdash e_1 e_2 \Downarrow_-^{\text{Normal}} \langle \rangle, m_2 \left[ \begin{array}{l} \text{let } a = m_2[p], \pi = a.\text{pview}, \rho = \pi.\text{sttst}, vq = \rho[\ell] \text{ in} \\ p \mapsto a \left\{ \text{pview: } \pi \left\{ \text{dec: } \pi.\text{dec} \cup \{\text{Check}\} \right\} \right\} \right\} \right]} \\
 \\
 \text{STTBIND} \\
 \frac{\pi, \sigma \vdash e_1 \Downarrow_p^{\text{Init}} v_1, \pi_1 \quad \pi_1 \left\{ \text{sttst: } \pi_1.\text{sttst} \left[ \ell \mapsto \left\{ \text{val: } v_1 \right\} \right] \right\}, \sigma \left[ \begin{array}{l} x \mapsto v_1 \\ x_{\text{set}} \mapsto \langle \ell, p \rangle \end{array} \right] \vdash e_2 \Downarrow_p^{\text{Init}} v_2, \pi_2}{\pi, \sigma \vdash \text{let } (x, x_{\text{set}}) = \text{useState}^\ell e_1 \text{ in } e_2 \Downarrow_p^{\text{Init}} v_2, \pi_2} \\
 \\
 \text{STTREBIND} \\
 \frac{\pi_0.\text{sttst}[\ell] = \{ \text{val: } v_0, \text{sttq: } [\overline{\langle \lambda x_i. e'_i, \sigma_i \rangle}]_{i=1}^n \} \quad (\pi_{i-1}, \sigma_i[x_i \mapsto v_{i-1}] \vdash e'_i \Downarrow_p^\phi v_i, \pi_i)_{i=1}^n}{\pi_n \left\{ \begin{array}{l} \text{dec: } \pi_n.\text{dec} \cup \{v_n \neq v_0 \text{ ? } \{\text{Effect}\} \text{ : } \{\}\} \} \\ \text{sttst: } \pi_n.\text{sttst}[\ell \mapsto \{ \text{val: } v_n, \text{sttq: } [] \}] \end{array} \right\}, \sigma \left[ \begin{array}{l} x \mapsto v_n \\ x_{\text{set}} \mapsto \langle \ell, p \rangle \end{array} \right] \vdash e_2 \Downarrow_p^\phi v, \pi'}{\pi_0, \sigma \vdash \text{let } (x, x_{\text{set}}) = \text{useState}^\ell e_1 \text{ in } e_2 \Downarrow_p^{\text{Succ}} v, \pi'} \\
 \\
 \text{EFF} \\
 \frac{\phi \in \{\text{Init}, \text{Succ}\}}{\pi, \sigma \vdash \text{useEffect } e \Downarrow_p^\phi \langle \rangle, \pi \{ \text{effq: } \pi.\text{effq} \# [\langle \lambda_. e, \sigma \rangle] \}}
 \end{array}$$

Fig. 4. Evaluation of an expression (an excerpt).

event handler. If input occurs, we evaluate the corresponding handler body, which then requires a state update check (STEPEVENT).

To elaborate on how the transition STEPINIT evaluates the main expression and initializes the evaluated view spec, we turn our attention to the evaluation rules for expressions in §4.2.2 and the initialization rules in §4.2.3.

#### 4.2.2 Evaluating an Expression.

*Single Evaluation.* We present how an expression is evaluated in a big-step semantics in Fig. 4. Only the rules relevant to the render logic are included here, which includes **useState** and the **useEffect** Hooks, component application, and state updates. Standard rules related to the base logic are not presented. The complete operational semantics of expressions is available in §A.2.

An environment  $\sigma$ , context  $\Sigma$ , phase  $\phi$ , and path  $p$  are required for evaluating an expression  $e$ . A path is not available (written as  $-$  in Fig. 4) in the **Normal** phase. Evaluation rules that are only applicable in the context of a component body evaluation (APPSETCOMP, STTBIND, STTREBIND, and EFF), i. e., in the **Init** and **Succ** phase, require the context  $\Sigma$  to be a view  $\pi$ . A noteworthy case is APPSETNORMAL, the only rule applicable in the **Normal** phase only. All other rules permit both  $\pi$  and  $m$  as a context  $\Sigma$ .

It is important to note that component definitions are not required during evaluation of an expression. Hence, a component application is nothing more than packing the evaluated component name  $C$  and the argument  $v$  in a pair (APPCOM). The actual function bound to the component name is neither invoked nor required at this point.

The **useState** Hook behaves differently in the **Init** and **Succ** phases. In the **Init** phase, the initial value  $v_1$  is evaluated from the argument  $e_1$ , which is then stored in the view’s state store sttst at label  $\ell$  of **useState**, along with an empty state update queue sttq (STTBIND). In addition, the state variable  $x$  and the setter function  $x_{\text{set}}$  are bound to the initial value  $v_1$  and the setter closure, which is a pair  $\langle \ell, p \rangle$ , so that the value of the state can be read and set.

In the **Succ** phase, all the queued updates in sttq are processed while evaluating the corresponding **useState** Hook (STTREBIND). After evaluating all the updates, we compare the final state value  $v_n$  with the initial value  $v_0$ . If they are equivalent ( $v_n \equiv v_0$ ), we simply keep the previous decision dec. Otherwise ( $v_n \not\equiv v_0$ ), the component adds the **Effect** decision to its decision so that it runs its Effects after rendering. The state update queue sttq is flushed and the state variable and the setter function are bound appropriately.

State updates via setter function applications behave differently when evaluating a component ( $\phi \in \{\text{Init}, \text{Succ}\}$ ) compared to when evaluating Effects or event handlers ( $\phi = \text{Normal}$ ). During component body evaluation, calling a setter function of another component is not allowed, hence the path  $p$  in the setter closure must match with the context (APPSETCOMP). The official React runtime logs an error message when a component evaluation invokes a setter function of another component. Setting the component’s state during the evaluation of its body adds the **Check** decision and queues the provided update closure  $cl$ . The **Check** decision triggers a re-evaluation of the component—this behavior is formalized in Fig. 5.

State updates in the **Normal** phase lift the restriction of “inter-component” updates. The setter closure  $\langle \ell, p \rangle$  is used to queue the update closure  $cl$  in the correct tree at path  $p$  and the correct label  $\ell$  in the state queue sttq (APPSETNORMAL). The **Check** decision is added to the view’s decision, to mark that a state update has been queued. These marked views are later processed in batches, as explained in §4.2.5.

*Retrying Evaluation.* The evaluation of a component body starts with a *retrying evaluation*, where the body is repeatedly evaluated until the **Check** decision is no longer present. Before each evaluation, the Effect queue is cleared so that Effects are re-collected during execution. In addition, the **Check** decision is removed beforehand to determine whether the evaluation triggers another **Check**. The component body is then evaluated, and evaluation stops when **Check** is no longer present (EVALONCE). If the evaluation results in another **Check** decision, re-evaluation is performed in the **Succ** phase (EVALMULT).

Note that a component may indefinitely decide to **Check**, which will lead to an infinite re-rendering issue described in §3.1.2. The actual React runtime raises an exception after 25 retrials.

**4.2.3 Initial Render.** When a view is initially rendered, it is initialized from a view spec (Fig. 6). A constant (INITCONST), closure (INITCLOS), and array view spec initialization (INITARRAY) are straightforward.

$$\boxed{\pi, \sigma \vdash e \Downarrow_p^\phi v, \pi'}$$

$$\text{EVALONCE} \quad \frac{\pi\{\text{dec}: \pi.\text{dec} \setminus \{\text{Check}\}, \text{effq}: []\}, \sigma \vdash e \Downarrow_p^\phi v, \pi' \quad \text{Check} \notin \pi'.\text{dec} \quad \phi \in \{\text{Init}, \text{Succ}\}}{\pi, \sigma \vdash e \Downarrow_p^\phi v, \pi'}$$

$$\text{EVALMULT} \quad \frac{\pi\{\text{dec}: \pi.\text{dec} \setminus \{\text{Check}\}, \text{effq}: []\}, \sigma \vdash e \Downarrow_p^\phi v, \pi' \quad \text{Check} \in \pi'.\text{dec} \quad \pi', \sigma \vdash e \Downarrow_p^{\text{succ}} v', \pi'' \quad \phi \in \{\text{Init}, \text{Succ}\}}{\pi, \sigma \vdash e \Downarrow_p^\phi v', \pi''}$$

Fig. 5. Retrying evaluation of a component body.

$$\boxed{m, \delta \vdash \text{init}(s) = \langle t, m' \rangle}$$

$$\text{INITCONST} \quad \frac{}{m, \delta \vdash \text{init}(k) = \langle k, m \rangle}$$

$$\text{INITCLOS} \quad \frac{}{m, \delta \vdash \text{init}(cl) = \langle cl, m \rangle}$$

$$\text{INITARRAY} \quad \frac{(m_{i-1}, \delta \vdash \text{init}(s_i) = \langle t_i, m_i \rangle)_{i=1}^n}{m_0, \delta \vdash \text{init}([\bar{s}_i]_{i=1}^n) = \langle [\bar{t}_i]_{i=1}^n, m_n \rangle}$$

$$\text{INITCOM} \quad \frac{\delta(C) = \lambda x.e \quad \{\text{spec}: \langle C, v \rangle, \text{dec}: \{\}, \text{sttst}: [], \text{effq}: [], \text{child}: \langle \rangle\}, [x \mapsto v] \vdash e \Downarrow_p^{\text{init}} s, \pi \quad m \vdash p \text{ fresh} \quad m[p \mapsto \pi], \delta \vdash \text{init}(s) = \langle t, m' \rangle}{m, \delta \vdash \text{init}(\langle C, v \rangle) = \langle p, m'[p \mapsto \pi\{\text{dec}: \{\text{Effect}\}, \text{child}: t\}] \rangle}$$

Fig. 6. Initialization of a view spec.

To initialize a component spec  $\langle C, v \rangle$ , a fresh path  $p$  with respect to the tree memory  $m$  is generated, and the definition table  $\delta$  is used to look up the component definition for name  $C$  (INITCOM). First, an empty view with the component spec, an empty decision set, and a (placeholder) unit child is created. This view is used as a context to evaluate the component body in the **Init** phase with the parameter  $x$  bound to  $v$ , which produces a view spec  $s$  and an updated view  $\pi$ . After mounting the updated  $\pi$  at path  $p$  in tree memory  $m$ , view spec  $s$  is recursively initialized to get the child tree  $t$ . Finally, the **Effect** decision is added to the view to ensure the queued Effects are run after the initial render, and the child field is set to  $t$ . Note that the initialization of the child tree does not modify the parent view  $\pi$ .

**4.2.4 Committing Effects After Render.** After a view has been rendered, the queued Effects must be executed. The rules in Fig. 7 describe this process. For a constant (COMMITEFFSCONST) and a closure (COMMITEFFSCLOS), there are no Effects to commit, so the tree memory remains unchanged. For an array of trees (COMMITEFFSARRAY), we recursively commit the Effects of each child tree.

For the path references to views, the Effects are committed only when it has decided to. If a view has not decided to commit **Effects**, only the Effects of its child are executed, and the view's Effects are skipped (COMMITEFFSPATHIDLE). However, if a view's decision includes **Effect**, the Effects of its child are committed first, and then the view's Effects are executed in order (COMMITEFFSPATH). Each Effect is evaluated in the **Normal** phase, allowing it to update the states of any component in the tree.

$$\begin{array}{c}
\boxed{m \vdash \text{commitEfs}(t) = m'} \\
\\
\text{COMMITEFFSCONST} \quad \text{COMMITEFFSCLOS} \quad \text{COMMITEFFSARRAY} \\
\hline
m \vdash \text{commitEfs}(k) = m \quad m \vdash \text{commitEfs}(cl) = m \quad \frac{(m_{i-1} \vdash \text{commitEfs}(t_i) = m_i)_{i=1}^n}{m_0 \vdash \text{commitEfs}([\bar{t}_i]_{i=1}^n) = m_n} \\
\\
\text{COMMITEFFSPATHIDLE} \\
\text{Effect} \notin m[p].\text{dec} \quad m \vdash \text{commitEfs}(m[p].\text{child}) = m' \\
\hline
m \vdash \text{commitEfs}(p) = m' \\
\\
\text{COMMITEFFSPATH} \\
\text{Effect} \in m[p].\text{dec} \quad m[p].\text{effq} = [\langle \lambda_{-}.e_i, \sigma_i \rangle]_{i=1}^n \\
m \vdash \text{commitEfs}(m[p].\text{child}) = m_0 \quad (m_{i-1}, \sigma_i \vdash e_i \Downarrow^{\text{Normal}} v_i, m_i)_{i=1}^n \\
\hline
m \vdash \text{commitEfs}(p) = m_n[p \mapsto m_n[p]\{\text{dec}: m_n[p].\text{dec} \setminus \{\text{Effect}\}\}]
\end{array}$$

Fig. 7. Committing Effects.

This process ensures that Effects are executed in a depth-first post-ordering manner—the child’s Effects are executed first, followed by those of its parent. Additionally, since Effects are queued in the order of declaration, they are executed following their original syntactic order.

#### 4.2.5 Checking, Re-Render, and Reconciliation.

*Checking for Re-Render.* In check mode  $\cup$ , which is after committing Effects or handling an event, the runtime checks and re-renders a tree if needed. This is carried out with semantic function *check* shown in Fig. 8. When a tree or any of its descendants requires a re-render, *check* performs the re-render and returns either of  $\otimes$  or  $\bullet$ . It also returns the modified tree memory.

For a constant value (CHECKCONST) and a closure (CHECKCLOS), no render is needed and *check* always returns  $\bullet$  without any modification to the tree memory. For a tree array, we check each of its trees recursively in sequence (CHECKARRAY). Note the  $\sqcup$  operation in CHECKARRAY, defined as a commutative operator between  $\{\bullet, \otimes\}$  where  $\bullet \sqcup \bullet = \bullet$  and  $\otimes \sqcup \otimes = \otimes \sqcup \bullet = \otimes$ . This is because returning  $\otimes$  indicates that any descendant has been re-rendered.

The interesting cases occur with path references to views. An idle view that does not need **Checking** simply skips and recurse on its child (CHECKIDLE). If a view’s decision includes **Check**, we need to re-evaluate the component body.

When the re-evaluation of a view with **Check** decision results in a decision without **Effect**, it means that the view eventually settled with the same state as before, and no re-render happens (CHECKNOEFFECT). When the re-evaluation decides to commit **Effects**, we need to reconcile the child tree against the new view spec (CHECKEFFECT). In this case, we return  $\otimes$  to indicate that the view’s state has changed. Note that the re-evaluation premises of both CHECKNOEFFECT and CHECKEFFECT do not modify the child  $\pi.\text{child}$ , as the evaluation process does not touch the child field (§4.2.2).

*Reconciliation.* When some states of a view update, it needs to be *reconciled* with the updated view spec, which is described in Fig. 9. For reconciling an array tree against an array view spec, we reconcile each child tree with the corresponding view spec (RECONCILEARRAY).

For a path to a component view, if the component name is the same as before, we re-evaluate the component body in the **Succ** phase and then reconcile the old child with the new view spec



$$\begin{array}{c}
 \boxed{m, \delta \vdash \text{check}(t) = \langle \mu, m' \rangle} \\
 \\
 \text{CHECKCONST} \quad \frac{}{m, \delta \vdash \text{check}(k) = \langle \bullet, m \rangle} \quad \text{CHECKCLOS} \quad \frac{}{m, \delta \vdash \text{check}(cl) = \langle \bullet, m \rangle} \quad \text{CHECKARRAY} \quad \frac{(m_{i-1}, \delta \vdash \text{check}(t_i) = \langle \mu_i, m_i \rangle)_{i=1}^n}{m_0, \delta \vdash \text{check}([\bar{t}_i]_{i=1}^n) = \langle \lfloor \lfloor \mu_i \rfloor_{i=1}^n, m_n \rangle} \\
 \\
 \text{CHECKIDLE} \quad \frac{m[p] = \pi \quad \text{Check} \notin \pi.\text{dec} \quad m, \delta \vdash \text{check}(\pi.\text{child}) = \langle \mu, m' \rangle}{m, \delta \vdash \text{check}(p) = \langle \mu, m' \rangle} \\
 \\
 \text{CHECKNOEFFECT} \quad \frac{m[p] = \pi \quad \text{Check} \in \pi.\text{dec} \quad \pi.\text{spec} = \langle C, v \rangle \quad \delta(C) = \lambda x.e \quad \pi, [x \mapsto v] \vdash e \Downarrow_p^{\text{Succ}} \pi' \quad \text{Effect} \notin \pi'.\text{dec} \quad m, \delta \vdash \text{check}(\pi.\text{child}) = \langle \mu, m' \rangle}{m, \delta \vdash \text{check}(p) = \langle \mu, m' [p \mapsto \pi'] \rangle} \\
 \\
 \text{CHECKEFFECT} \quad \frac{m[p] = \pi \quad \text{Check} \in \pi.\text{dec} \quad \pi.\text{spec} = \langle C, v \rangle \quad \delta(C) = \lambda x.e \quad \pi, [x \mapsto v] \vdash e \Downarrow_p^{\text{Succ}} s, \pi' \quad \text{Effect} \in \pi'.\text{dec} \quad m, \delta \vdash \text{reconcile}(\pi.\text{child}, s) = \langle t', m' \rangle}{m, \delta \vdash \text{check}(p) = \langle \otimes, m' [p \mapsto \pi' \{ \text{child}: t' \}] \rangle}
 \end{array}$$

Fig. 8. Checking a tree for re-render.

$$\begin{array}{c}
 \boxed{m, \delta \vdash \text{reconcile}(t, s) = \langle t', m' \rangle} \\
 \\
 \text{RECONCILEARRAY} \quad \frac{(m_{i-1}, \delta \vdash \text{reconcile}(t_i, s_i) = \langle t'_i, m_i \rangle)_{i=1}^n}{m_0, \delta \vdash \text{reconcile}([\bar{t}_i]_{i=1}^n, [\bar{s}_i]_{i=1}^n) = \langle [\bar{t}'_i]_{i=1}^n, m_n \rangle} \\
 \\
 \text{RECONCILECOMEFFECT} \quad \frac{m[p] = \pi \quad \pi.\text{spec} = \langle C, \_ \rangle \quad \delta(C) = \lambda x.e \quad \pi \{ \text{spec}: \langle C, v \rangle \}, [x \mapsto v] \vdash e \Downarrow_p^{\text{Succ}} s, \pi' \quad m, \delta \vdash \text{reconcile}(\pi.\text{child}, s) = \langle t', m' \rangle}{m, \delta \vdash \text{reconcile}(p, \langle C, v \rangle) = \langle p, m' [p \mapsto \pi' \{ \text{dec}: \{ \text{Effect} \}, \text{child}: t' \}] \rangle} \\
 \\
 \text{RECONCILECOMNEW} \quad \frac{m[p].\text{spec} = \langle C', \_ \rangle \quad C \neq C' \quad m, \delta \vdash \text{init}(\langle C, v \rangle) = \langle t', m' \rangle}{m, \delta \vdash \text{reconcile}(p, \langle C, v \rangle) = \langle t', m' \rangle} \\
 \\
 \text{RECONCILEOTHER} \quad \frac{\langle t, s \rangle \neq \langle [\bar{t}], [\bar{s}] \rangle \quad \langle t, s \rangle \neq \langle p, \langle C, v \rangle \rangle \quad m, \delta \vdash \text{init}(s) = \langle t', m' \rangle}{m, \delta \vdash \text{reconcile}(t, s) = \langle t', m' \rangle}
 \end{array}$$

Fig. 9. Reconciliation of a tree with a view spec.

(RECONCILECOMEFFECT). If the component name has changed, we re-initialize the view spec as this is a completely new component compared to before (RECONCILECOMNEW).

For all other cases, such as when a constant, closure, or array tree transitions to a different type, we re-initialize the view spec from scratch (RECONCILEOTHER).

This reconciliation process allows React to efficiently update the UI when state changes occur, preserving existing (virtual) DOM nodes where possible, and only rebuilding the parts that have actually changed [Cacm Staff 2016].

### 4.3 An Illustrative Example

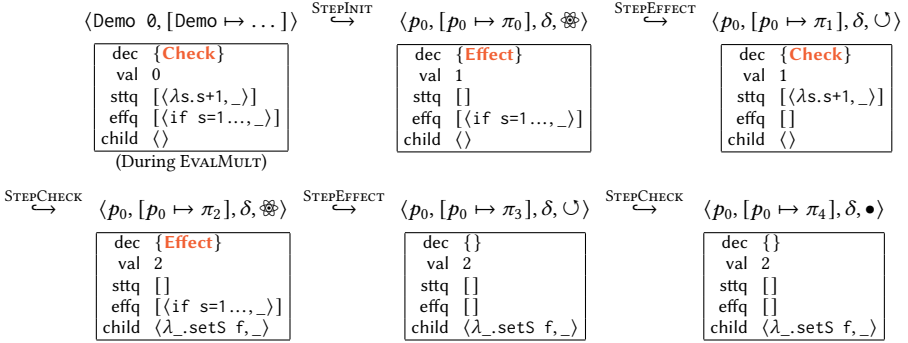
To illustrate the operational semantics of React Hooks in action, we walk through the execution of the Demo component on the right. This example incorporates both the **useState** and **useEffect** Hooks, showcasing the unnecessary re-rendering issue discussed in §3.2 and the top-level setter issue from §3.1.2. Demo also demonstrates reconciliation by updating its child view from `()` to **button** (or a closure) after the re-render.

```

1 let Demo x =
2   let (s, setS) = useState x in
3   let f = fun s -> s + 1 in
4   if s = 0 then setS f;
5   useEffect (if s = 1 then setS f);
6   if s <= 1 then () else
7     button (fun _ -> setS f)
8 ;;
9 Demo 0

```

The render step transitions for Demo 0 is illustrated in the following diagram. The root path is  $p_0$  and each view in each step is indexed, e.g.,  $\pi_0, \dots, \pi_4$ . For brevity, the state store has been flattened as there is only a single state in Demo and closures are abbreviated. In addition, the intermediate state that triggers a retry is listed below the initial configuration  $\langle \text{Demo } 0, [\text{Demo} \mapsto \dots] \rangle$ .



Let's follow the execution of component Demo step by step:

- (0) The main expression is Demo 0, and the definition table  $\delta$  contains a single entry of Demo.
- (1) Demo 0 evaluates into a component spec, which is initialized (STEPINIT). During initialization, the component body is evaluated in the **Init** phase (EVALMULT):
  - (a) **useState** initializes state variable  $s$  to 0 and setter function  $\text{setS}$  (STTBIND).
  - (b) Since  $s = 0$ , a top-level call to  $\text{setS}$  is made and **Check** decision is on (APPSETCOMP).
  - (c) **useEffect** queues the Effect body (EFF).
  - (d) Since  $s \leq 1$ , a unit is returned.

Since **Check** is on, Demo's body is re-evaluated in the **Succ** phase with an empty decision and an empty effect queue (EVALONCE):

  - (a) **useState** processes the queued update, changing state  $s$  to 1 (STTREBIND). Since the state is different from the previous 0, **Effect** decision is made.
  - (b) The rest is similar to the above, so we summarize: the top-level call to  $\text{setS}$  is avoided, the Effect body is queued (EFF), and still  $s = 1 \leq 1$  and hence a unit is returned.
- (2) Now we are in rendered mode  $\otimes$ , and we commit Effects (STEP-EFFECT).
  - (a) The view decided to run **Effects**, so the queued Effect is evaluated in the **Normal** phase (COMMITEFFSPATH). Note that there is no child view's Effect to run (COMMITEFFSCONST).
  - (b) In the Effect,  $s = 1$  and hence  $\text{setS}$  is called. **Check** decision is added and the state update closure is queued (APPSETNORMAL).

## React-tRace

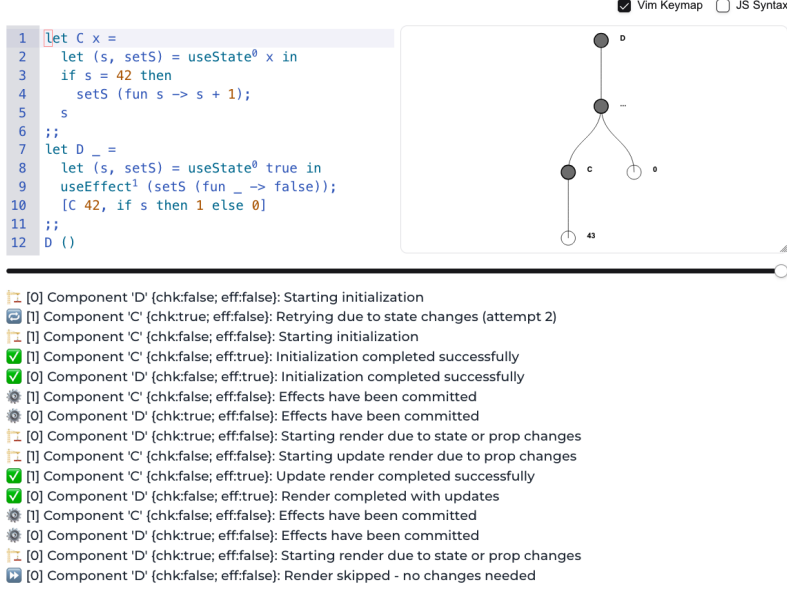


Fig. 10. The REACT-TRACE interpreter and visualizer interface

- (c) **Effect** decision is removed and the decision set is now **{Check}** (COMMITEFFSPATH).
- (3) Now we are in check mode  $\cup$ , and we check for a re-render (STEPCHECK).
  - (a) The component body evaluates again (EVALONCE): the state update to 2 turns on **Effect** (STTREBIND), the Effect is queued (EFF), and the button event handler is returned.
  - (b) The previous child  $\langle \rangle$  is reconciled with the closure view spec  $\langle \lambda\_setS \ f, \_ \rangle$  (CHECK-EFFECT).
  - (c) The closure view spec is initialized as it is of different type with  $\langle \rangle$  (RECONCILEOTHER).
- (4) We are again in rendered mode  $\otimes$ , so we commit Effects (STPEFFECT).
  - (a) Again, the view has **Effect** on and we commit the Effect (COMMITEFFSPATH), but setS is not called this time. Then we turn off **Effect**, leaving the decision set empty (COMMITEFFSPATH).
- (5) We are in check mode  $\cup$  to check for a re-render (STEPCHECK), but this time the view is idle and we are done (CHECKIDLE).

## 5 The REACT-TRACE Interpreter and the Visualizer

We have implemented a definitional interpreter and a visualization tool (Fig. 10) to help developers understand the behavior of React Hooks, based on the semantics of React Hooks (§4).

The visualizer enables React programmers to examine their programs in an interactive manner:

- The view hierarchy can be inspected by visualizing the tree memory.
- The execution of the program is explained, automating the step-by-step reasoning covered in §4.3.
- The entire execution is replayable using a slider, allowing thorough examination of re-rendering bugs described in §3.

While our visualizer is fully functional and readily usable, we are actively developing additional features to enhance its capabilities. Planned or in-progress enhancements include more comprehensive state and trace visualization, experimental JS translation to bridge the gap between real-world React applications, and a direct preview of the rendered UI. Our tool demonstrates how semantics-oriented approaches can produce practical developer utilities.

*Implementation.* The REACT-TRACE interpreter is a faithful implementation of our semantics written in OCaml, with the visualization front-end implemented using React with ReScript ([rescript-lang.org](https://rescript-lang.org)) and TypeScript ([typescriptlang.org](https://typescriptlang.org)). We used the Js\_of\_ocaml compiler [Vouillon and Balat 2014] to emit JS code that interfaces with our front-end.

The source code for the REACT-TRACE interpreter and the visualizer is available on GitHub at [Zeta611/react-trace](https://github.com/Zeta611/react-trace). The visualizer interface is hosted at [react-trace.vercel.app](https://react-trace.vercel.app), making our tool accessible to anyone with an internet connection.

## 6 Conformance with React

We evaluate the conformance of REACT-TRACE with React from two angles:

- (1) Conformance according to the official React documentation: Although React does not come with a formal definition, we can extract key properties of React based on the documentation. We show that REACT-TRACE respects the key properties of React as documented in §6.1.
- (2) Directly testing against the React implementation: We present the results of empirical tests comparing REACT-TRACE against React’s runtime behavior across a range of scenarios in §6.2.

Using both theoretical validation and practical testing, we claim that REACT-TRACE is indeed a faithful model of React Hooks.

### 6.1 Conformance Theorems on React

The React documentation provides an informal explanation of the behavioral properties of React applications. Most of these properties are explicitly captured in our semantics. To demonstrate that our semantics align with the behaviors described in the documentation, we prove two key properties in §6.1.1:

**Theorem 1:** When a setter function is called during rendering, React immediately attempts to re-evaluate the component body with the updated state [Meta Platforms, Inc. 2025i].

**Theorem 2:** A view is re-rendered when its state or the state of one of its ancestors is updated to a new value [Meta Platforms, Inc. 2025e]. Here, re-rendering means that the views’ Effects are executed after the update process is complete.

While there are slight differences between our semantics and the React runtime due to an optimization in React, this does not affect reasoning about most React applications. We have formalized this optimization and proved that it preserves output behavior, provided that applications adhere to the constraints specified by React (§6.1.2).

**6.1.1 Key Properties of React.** The first key property states that when a setter function is called during rendering, React immediately attempts to re-evaluate the component body with the updated state. This behavior is modeled as adding a **Check** decision after the setter call. If this occurs during a multi-step evaluation, the component body is re-evaluated according to EVALMULT.

**Theorem 1** (Re-Evaluation by Calling Setter). *If APPSETCOMP appears in the derivation of  $\pi, \sigma \vdash e \Downarrow_p^\phi v, \pi'$ , then **Check**  $\in \pi'.\text{dec}$ .*

PROOF. The result follows directly from the operational semantics. Once the APPSETCOMP rule introduces a **Check** decision, subsequent evaluations do not remove it.  $\square$

The second key property states that the Effects are executed when the queued state updates modify the state values of the view or one of its ancestors. In fact, Effects can still be executed even if the state value remains unchanged, when state setters are invoked while evaluating the component body. This behavior is captured in the following theorem.

**Theorem 2** (Effect Execution Condition). *If  $\langle t, m, \delta, \cup \rangle \hookrightarrow \langle t, m', \delta, \mu \rangle$ , then a view  $\pi$  has **Effect**  $\in \pi.\text{dec}$  iff:*

- *The state values of  $\pi$  or one of its ancestors are different in  $m$  and  $m'$ , or*
- *The derivation of the body of  $\pi$  or one of its ancestors include APPSETCOMP.*

If there are descendant views of  $t$  in  $m'$  with a **Effect** decision added, the Effects of those views, where **Effect**  $\in \pi.\text{dec}$ , are executed in the next step, as derived by STEPEFFECT.

PROOF. We first show that only the tree memory in  $\otimes$  contains views with the **Effect** decision. This follows from the behavior of the operational rules governing state transitions:

- STEPINIT: The *init* adds **Effect** to the decisions of all descendants of  $t$ .
- STEPEFFECT: The *commitEfs* clears all **Effect** decisions from the descendants of  $t$ .
- STEPCheck: By induction on the derivation of *check*, we can show that **Effect** is added to some  $\pi$  iff the next mode is  $\otimes$ . This follows trivially from the semantics of *check*.
- STEPEVENT: Evaluation of an event handler does not add the **Effect** decision.

Since views in  $\cup$  do not have **Effect** in their decisions, the only views that can have **Effect** are those modified by *check*. Specifically, **Effect** is added only by CHECKEFFECT, which recursively propagates **Effect** to the subtree of the given path using *reconcile*. Thus, it is sufficient to show that the given path  $p$  in the derivation of CHECKEFFECT satisfies **Effect**  $\in m[p].\text{dec}$  iff its state changed.

A state change between  $m$  and  $m'$  occurs only by the STTREBIND rule, which adds **Effect** when a state update modifies the value. An exception occurs if updates applied during body evaluation reset the state to its initial value. In this case, APPSETCOMP adds a **Check** decision and triggers another render. This recursion resolves only when these new updates actually change the state value in STTREBIND, again adding **Effect**.  $\square$

**6.1.2 Optimization in React.** There is a slight difference between our semantics and the React runtime due to an optimization in React: if a state update callback returns the same value as the current state, the component body is not re-evaluated.

We intentionally omitted this optimization in our semantics to simplify reasoning about React applications. However, this omission does not affect the correctness of the reasoning, as long as the applications adhere to the constraints specified in the React documentation. Specifically, the optimization does not alter the resulting view structure stored in the resulting tree memory, unless state updates queued by setter functions produce any side effects.

```

1 let Counter x =
2   print "R";
3   let (s, setS) = useState x in
4   [s, button (fun _ ->
5     setS (fun s -> (print "a"; s));
6     setS (fun s -> (print "b"; s+1));
7     setS (fun s -> (print "c"; s+1)))];
8 Counter 0
    
```

The code on the left shows different behavior in our semantics and the runtime, due to the optimization. According to our semantics, clicking the button after the initial rendering should print  $R \backslash R \backslash a \backslash b \backslash c$ . During the initial render the first R is printed. After the initial render, the button is clicked, and the event handler is executed.

Calling setters merely queue the updates, printing nothing. Finally, during the second render triggered by button click, the second R is printed, followed by  $a \backslash b \backslash c$  printed while evaluating the next state value.

However, the React runtime prints  $R \backslash a \backslash b \backslash R \backslash c$  due to the optimization. First, during the initial render the first  $R$  is printed. Second, the button is clicked, and the event handler is executed:

- (1) The first update is evaluated, printing  $a$ . Since it returns the same value as the current state, it does not trigger a re-evaluation.
- (2) The second update is evaluated, printing  $b$ . This time, the update returns a different value from the current state, triggering a re-evaluation.
- (3) The third update is queued and not evaluated immediately, since the React runtime already decided to re-evaluate the component body.

Finally, during the second render triggered by button click, the second  $R$  is printed, followed by  $c$  while evaluating the only remaining update in the queue.

To model the optimization, we define the *normalization* of view, and then define *similarity* of two views based on the notion of normalization.

**Definition 1** (Purity). A closure  $\langle \lambda x.e, \sigma \rangle$  is *pure* iff the application of any value  $v$  does not cause any side effect. That is, for all  $\Sigma$  and  $v$ , we have  $\Sigma, \sigma[x \mapsto v] \vdash e \Downarrow_p^\phi \_ \Sigma$   $\square$

**Definition 2** (Normalization). A *normalization* of a state store entry is defined as the result of applying its pure prefix of state updates, with its resulting decision collected. Let  $l$  be the length of such prefix. Then

$$\begin{aligned} \text{normalize}(\{\text{val}: v_0, \text{sttq}: [\overline{\langle \lambda x_i.e_i, \sigma_i \rangle}]_{i=1}^n\}) &= \langle \{\text{val}: v_l, \text{sttq}: [\overline{\langle \lambda x_i.e_i, \sigma_i \rangle}]_{i=l+1}^n\}, d \rangle \\ \text{where } (\pi, \sigma_i[x_i \mapsto v_{i-1}] \vdash e_i \Downarrow_p^\phi v_i, \pi)_{i=1}^l & \\ \text{and } d = (l \neq n \text{ ? } \{\text{Check}\} \circ v_0 \neq v_l \text{ ? } \{\text{Check, Effect}\} \circ \{\}) & \end{aligned}$$

We extend this notion to a state store  $\rho$  and a view  $\pi$ , i.e.,  $\text{normalize}(\rho)$  normalizing all of its entries, and  $\text{normalize}(\pi)$  normalizing its state store.

$$\begin{aligned} \text{normalize}(\rho) &= \left\langle [\overline{\ell \mapsto r_\ell}]_{\ell \in \text{dom } \rho}, \bigcup_{\ell \in \text{dom } \rho} d_\ell \right\rangle \quad \text{where } \text{normalize}(\rho[\ell]) = \langle r_\ell, d_\ell \rangle \\ \text{normalize}(\pi) &= \pi \{ \text{sttst}: \rho', \text{dec}: \pi.\text{dec} \setminus \{\text{Check}\} \cup d \} \text{ where } \langle \rho', d \rangle = \text{normalize}(\pi.\text{sttst}) \end{aligned}$$

Conceptually, a normalized view corresponds to applying all its state updates without re-evaluating the component body.  $\square$

**Definition 3** (Similarity). Two views are *similar* iff they are equal under normalization:

$$\pi \approx \pi' \iff \text{normalize}(\pi) = \text{normalize}(\pi')$$

We extend this notion to memories, i.e.,  $m$  and  $m'$  are *t-similar* iff the descendants of  $t$  in  $m$  and  $m'$  are all similar and the rest of them are equal:

$$m \approx_t m' \iff \bigwedge \begin{cases} \forall p \in \text{reachable}(m, t), m[p] \approx m'[p] \\ \forall p \notin \text{reachable}(m, t), m[p] = m'[p] \end{cases}$$

where  $\text{reachable}(m, t)$  is the set of all paths in  $m$  that is reachable from the tree  $t$ .  $\square$

If we assume that all queued state updates are pure, the optimization can be understood as a partial normalization of the view. It resembles normalization but applies only a prefix of the state updates. As a result, the optimized view remains trivially similar to the original view.

The core lemma is that evaluating any view similar to the original view yields exactly the same result as evaluating the original view.



**Lemma 3** (Similar Evaluations of Component Body). *Evaluating the component body of similar views produces the same view. That is, for valid  $\pi$  under  $\delta$ , if  $\pi, \sigma[x \mapsto v] \vdash e \Downarrow_p^{\text{Succ}} v', \pi'$  where  $\pi.\text{spec} = \langle c, v \rangle$  and  $\delta[c] = \langle \lambda x.e, \sigma \rangle$ , then for  $\hat{\pi}$  such that  $\pi \approx \hat{\pi}$ ,  $\hat{\pi}, \sigma[x \mapsto v] \vdash e \Downarrow_p^{\text{Succ}} v', \pi'$ .*

The lemma assumes that  $\pi$  is valid under  $\delta$ , where the validity is defined as follows.

**Definition 4** (Validity). A view is *valid* if it has only states that are present in its component body. More precisely,  $\pi$  is *valid under  $\delta$*  iff the domain of  $\pi$ 's state store is exactly the set of state labels of  $e$ , where  $\pi.\text{spec} = \langle c, v \rangle$  and  $\delta[c] = \langle \lambda x.e, \sigma \rangle$ .

We extend this notion to tree memory: a tree memory  $m$  is valid under  $\delta$  iff its views are all valid under  $\delta$ .  $\square$

In fact, the memories that appear during transitions are always valid. The validity of views is preserved by a syntactic restriction on component bodies: Hooks can only be used at the top level of component bodies. This restriction ensures that every `useState` Hook in a component body is executed exactly once during initialization, making all views initialized by *init* valid.

Using lemma 3, we can finally prove that the optimization, which replaces some views in memory with similar ones, preserves the original behavior.

**Theorem 4** (Similar Transitions). *If a program transitions to a state in check mode  $\cup$  during execution, replacing it with a similar state results in the same final state as the original transition. That is, if  $\langle e, \delta \rangle \hookrightarrow^* \langle t, m, \delta, \cup \rangle \hookrightarrow \langle t, m', \delta, \mu \rangle$ , then for any  $\hat{m}$  such that  $m \approx_t \hat{m}$ , we have  $\langle t, \hat{m}, \delta, \cup \rangle \hookrightarrow \langle t, m', \delta, \mu \rangle$ .*

The detailed proof of the lemmas and the theorem is left in §B.

## 6.2 Conformance Test Suite

Our test suite contains 37 tests that ranges 18 scenarios shown in Table 1 that compare the behaviors of programs under REACT-TRACE against React's behavior. Under each scenario, we check core aspects of React including render counts, side-effect ordering, reconciliation, and event handling.

The tests consist of equivalent components implemented twice—once in REACT-TRACE and once in React, then comparing that they exhibit the same behavior. For example, to empirically check infinite retries on the React-side, we install an error boundary [Meta Platforms, Inc. 2025a] to catch an exception when a component reaches React's hard-coded limit of 25 retries; On the REACT-TRACE-side, we set the retry threshold to 25 and see if the component did not stop rendering.

Notably, we test the boundaries of React, such as attempting to update a parent's state during the evaluation of its child, which correctly produces an error in both implementations. Other scenarios include unnecessary re-rendering modifying the view hierarchy (similar to an example in §3.2), constructing complex UI with recursive components, and more.

Almost all tests show identical behavior between REACT-TRACE and React's runtime, with one minor difference due to the optimization performed by React as discussed in §6.1.2. We might as well include this optimization in REACT-TRACE by adding a special flag and modifying APPSETNORMAL, but we deliberately chose not to in order to keep the clarity of our semantics.

## 7 Discussion

We discuss how our work compares with previous work and how we can build upon our research.

*Research on React.* Our work presents the first formal semantics for React's function components and Hooks, which have become the standard for modern React applications. Moreover, we deliberately decouples the semantics of React and Hooks from JS, enabling reasoning about Hooks independently from the host language. This approach contrasts with previous work on

Table 1. Empirical validation of REACT-TRACE against React behavior.

Scenarios	Tests #	REACT-TRACE
1 No re-render w/o a setter call	6	✓
2 Retries ( $0 < n < 25$ ) w/ setter call during body eval	4	✓
3 Infinite retries ( $n \geq 25$ ) w/ setter call during body eval	1	✓
4 No re-render w/o Effects w/ setter call during body eval	1	✓
5 No re-render w/ Effect w/o setter call	2	✓
6 No re-render w/ Effect w/ id setter call	1	✓
7 No re-render w/ Effect w/ setter calls composing to id	2	✓
8 Re-renders ( $0 < n < 100$ ) w/ Effect w/ setter call	15	✓
9 Infinite re-renders ( $n \geq 100$ ) w/ Effect w/ diverging setter call	2	✓
10 Re-render w/ child updating parent during Effect	2	✓
11 Re-render w/ sibling updating another during Effect	1	✓
12 Error w/ child updating parent during body eval	1	✓
13 Non-trivial reconciliation	3	✓
14 No re-render w/ direct object update	1	✓
15 Re-render w/ idle but parent updates	2	✓
16 User event sequence	6	✓
17 Re-render w/ setter call from user event	4	✓ <sup>†</sup>
18 Recursive view hierarchy	2	✓
	37*	✓

\*Some tests cover multiple scenarios.

<sup>†</sup>React’s optimization changes some execution orders.

classed-based React components by [Madsen et al. \[2020\]](#), who formalized a small-step semantics upon  $\lambda_{JS}$  [\[Guha et al. 2010\]](#).

While our research aims to faithfully model the actual React runtime, [Crichton and Krishnamurthi \[2024\]](#) took a more general approach with their document calculus. Their semantics for general document languages demonstrates how features like document references interact with documents written in a React-like language using a simplified runtime, rather than attempting to capture the full complexity of React’s behavior.

*Practical Tools on React.* Our work on REACT-TRACE provides a theoretical foundation that practical tools for React can be built upon. Unlike existing approaches that focus on runtime detection or syntactic checking, REACT-TRACE enables developers to understand the underlying semantics of Hook behavior. This semantics-based approach contrasts with tools like ESLint ([eslint.org](https://eslint.org)), a *de facto* standard static analyzer that syntactically checks code to prevent basic errors when writing React components. Similarly, runtime libraries such as why-did-you-render [\[Welldone Software 2018\]](#) and React Scan [\[Bai 2024\]](#) detect (re-)renders by monkey patching the React library but lack the formal framework to explain why these behaviors occur.

*Future Versions of React.* Our formalization of React Hooks is particularly timely as the React team is currently developing a React compiler [\[Meta Platforms, Inc. 2025d\]](#). This compiler aims to optimize React applications by eliminating unnecessary re-renders through memoization. However, without a proper formal semantics of Hooks, there is no rigorous way to verify that the compiler preserves program behavior. Our semantics can serve as a foundation for reasoning about the correctness of optimizations.

Furthermore, as React continues to evolve rapidly with new Hook APIs, our formalization can easily be extended to model these additions. In fact, Hooks like `useRef` and `useLayoutEffect` can be modeled with slight modifications to `useState` and `useEffect`, respectively.

Table 2. Comparison of reactive UI frameworks.

Framework	Re-read Spec.	State Updates	Reactivity Primitives
React	Yes	Queued	Hooks
Preact	Yes	Queued	Hooks
Dioxus	Yes	Immediate	Signals
Solid	No	Immediate	Signals
Leptos	No	Immediate	Signals
Angular	No	Immediate	Signals
Vue	No	Immediate	Signals
Svelte w/ runes	No	Immediate	Signals
Svelte w/o runes	No	Immediate	Compiler-assisted
SwiftUI	Yes	Immediate	Compiler-assisted

*Beyond React.* Our work can be extended to accommodate other reactive UI frameworks as well. There is a plethora of GUI frameworks—React, Preact ([preactjs.com](https://preactjs.com)), Dioxus ([dioxuslabs.com](https://dioxuslabs.com)), Solid ([solidjs.com](https://solidjs.com)), Svelte ([svelte.dev](https://svelte.dev)), and Leptos ([leptos.dev](https://leptos.dev))—with variations in their reactivity models.

We categorized these frameworks in Table 2 based on three properties: (a) whether they re-read component specifications for re-rendering, (b) how state updates are processed (queued or immediate), and (c) which reactivity primitives they employ.

These primitives include Hooks (where frameworks schedule update checks), Signals (where state updates propagate actively), and compiler-assisted methods (where dependencies are statically resolved). By parameterizing our semantics with appropriate timing and semantic operators, we capture these variations.

As a reference to how similar these frameworks can be, compare the Rust code on the left written in Dioxus (where Rules of Hooks apply as well! [[Dioxus Labs 2024](https://dioxuslabs.com)]) and the REACT-TRACE code on the right.

<pre> 1 pub fn Counter() -&gt; Element { 2   let mut count = use_signal(   0); 3   rsx! { button { onclick: move  _  4     count += 1, "{count}" } } </pre>	<pre> 1 let Counter _ = 2   let (count, setCount) = useState 0 in 3   [button (fun _ -&gt; 4     setCount(fun count -&gt; count+1)), count] </pre>
---	--

A full comparison of the frameworks shown in Table 2 is provided in appendix C.

## 8 Conclusion

We have presented REACT-TRACE, an operational semantics for helping React developers understand the behavior of Hooks. Render-related UI bugs often puzzle developers due to the peculiar semantics of Hooks. We have captured the essence of Hooks in REACT-TRACE, which clearly explains subtle pitfalls that occur when multiple Hooks interact with each other. Moreover, developers can use our REACT-TRACE-interpreter and visualizer to inspect how their programs render step-by-step, making the opaque render process transparent.

As a foundation for future work, REACT-TRACE provides a basis for developing semantic-based React analyzers and verifying React optimizations.

## Data-Availability Statement

The source code for the REACT-TRACE interpreter and the visualizer is available on GitHub at [Zeta611/react-trace](https://github.com/Zeta611/react-trace). The REACT-TRACE interpreter and visualizer is hosted at [react-trace.vercel.app](https://react-trace.vercel.app).

## Acknowledgments

We are grateful to Joonhyup Lee, Gyuhyeok Oh, Lauren Minjung Kwon, and Hyeongseo Yoo for their helpful comments on the paper; to Will Crichton for his insightful feedback at an early stage of the research; and to Sukyoung Ryu and the Programming Language Research Group at KAIST for valuable discussions.

## References

- Anon. 2025. A screenshot of the StackOverflow search results of “useEffect” “infinite”. <https://archive.org/details/useeffect-infinite>. Accessed: 2025-03-24.
- Aiden Bai. 2024. React Scan. <https://github.com/aidenybai/react-scan>. Accessed: 2025-03-06.
- Cacm Staff. 2016. React: Facebook’s Functional Turn on Writing Javascript. *Commun. ACM* 59, 12 (Dec. 2016), 56–62. doi:10.1145/2980991
- Patrick Cousot and Radhia Cousot. 1977. Abstract Interpretation: A Unified Lattice Model for Static Analysis of Programs by Construction or Approximation of Fixpoints. In *Proceedings of the 4th ACM SIGACT-SIGPLAN Symposium on Principles of Programming Languages* (Los Angeles, California) (POPL ’77). Association for Computing Machinery, New York, NY, USA, 238–252. doi:10.1145/512950.512973
- Will Crichton and Shriram Krishnamurthi. 2024. A Core Calculus for Documents: Or, Lambda: The Ultimate Document. *Proc. ACM Program. Lang.* 8, POPL (Jan. 2024), 667–694. doi:10.1145/3632865
- Dioxus Labs. 2024. Hooks and component state. <https://dioxuslabs.com/learn/0.6/reference/hooks/>. Accessed: 2025-03-25.
- Arjun Guha, Claudiu Saftoiu, and Shriram Krishnamurthi. 2010. The Essence of JavaScript. In *ECOOP 2010 – Object-Oriented Programming*, Theo D’Hondt (Ed.). Springer Berlin Heidelberg, Berlin, Heidelberg, 126–150.
- G. Kahn. 1987. Natural semantics. In *STACS 87*, Franz J. Brandenburg, Guy Vidal-Naquet, and Martin Wirsing (Eds.). Springer Berlin Heidelberg, Berlin, Heidelberg, 22–39.
- Magnus Madsen, Ondřej Lhoták, and Frank Tip. 2020. A Semantics for the Essence of React. *LIPICs, Volume 166, ECOOP 2020* 166 (2020), 12:1–12:26. doi:10.4230/LIPICs.ECOOP.2020.12
- Meta Platforms, Inc. 2022. JSX. <https://facebook.github.io/jsx/>. Accessed: 2025-03-24.
- Meta Platforms, Inc. 2025a. Component – React. <https://react.dev/reference/react/Component>. Accessed: 2025-03-12.
- Meta Platforms, Inc. 2025b. Higher-Order Components – React. <https://legacy.reactjs.org/docs/higher-order-components.html>. Accessed: 2025-03-18.
- Meta Platforms, Inc. 2025c. Queueing a Series of State Updates – React. <https://react.dev/learn/queueing-a-series-of-state-updates>. Accessed: 2025-03-12.
- Meta Platforms, Inc. 2025d. React Compiler – React. <https://react.dev/learn/react-compiler>. Accessed: 2025-03-25.
- Meta Platforms, Inc. 2025e. Render and Commit – React. <https://react.dev/learn/render-and-commit>. Accessed: 2025-03-25.
- Meta Platforms, Inc. 2025f. Rules of Hooks – React. <https://react.dev/reference/rules/rules-of-hooks>. Accessed: 2025-03-12.
- Meta Platforms, Inc. 2025g. Rules of React – React. <https://react.dev/reference/rules>. Accessed: 2025-03-12.
- Meta Platforms, Inc. 2025h. Synchronizing with Effects – React. <https://react.dev/learn/synchronizing-with-effects>. Accessed: 2025-03-12.
- Meta Platforms, Inc. 2025i. useState – React. <https://react.dev/reference/react/useState>. Accessed: 2025-03-25.
- Pranjal. 2019. The useState set method is not reflecting a change immediately. <https://stackoverflow.com/q/54069253>. Accessed: 2025-03-24.
- Xavier Rival and Kwangkeun Yi. 2020. *Introduction to Static Analysis: An Abstract Interpretation Perspective*. The MIT Press, Cambridge, Massachusetts.
- Sukyoung Ryu and Jihyeok Park. 2024. JavaScript Language Design and Implementation in Tandem. *Commun. ACM* 67, 5 (May 2024), 86–95. doi:10.1145/3624723
- Stack Exchange, Inc. 2024. 2024 Stack Overflow Developer Survey. <https://survey.stackoverflow.co/2024/>. Accessed: 2025-01-21.
- Quoc Van Tang. 2019. React hooks useState setValue still rerender one more time when value is equal. <https://stackoverflow.com/q/57652176>. Accessed: 2025-03-24.
- Tehila. 2022. Updating state to the same value directly in the component body during render causes infinite loop. <https://stackoverflow.com/q/74034014>. Accessed: 2025-03-24.
- vadimr. 2018. Does React batch state update functions when using hooks? <https://stackoverflow.com/q/53048495>. Accessed: 2025-03-24.
- Jérôme Vouillon and Vincent Balat. 2014. From Bytecode to JavaScript: The Js\_of\_ocaml Compiler. *Softw. Pract. Exper.* 44, 8 (Aug. 2014), 951–972. doi:10.1002/spe.2187

Welldone Software. 2018. why-did-you-render. <https://github.com/welldone-software/why-did-you-render>. Accessed: 2025-03-06.

## A Full Operational Semantics of REACT-TRACE

### A.1 Semantic Domains

$\text{Val } v ::= k$	constant values
$\quad \mid [\bar{s}]$	view spec list
$\quad \mid cl$	closure
$\quad \mid \langle \ell, p \rangle$	setter closure
$\quad \mid C$	component name
$\quad \mid cs$	component spec
$\text{Const } k ::= \langle \rangle \mid \mathbf{tt} \mid \mathbf{ff} \mid n$	constant values
$\text{Clos } cl ::= \langle \lambda x. e, \sigma \rangle$	closure
$\text{ComSpec } cs ::= \langle C, v \rangle$	component spec
$\text{ViewSpec } s ::= k \mid cl \mid [\bar{s}] \mid cs$	view spec
$\text{Env } \sigma ::= [\overline{x \mapsto v}]$	environment
$\text{Phase } \phi ::= \text{Init} \mid \text{Succ} \mid \text{Normal}$	phase
$\text{Decision } d ::= \text{Check} \mid \text{Effect}$	decision
$\text{View } \pi ::= \{\text{spec: } cs, \text{dec: } \{\bar{d}\}, \text{sttst: } \rho, \text{effq: } q, \text{child: } t\}$	state environment
$\text{DefTable } \delta ::= [\overline{C \mapsto \lambda x. e}]$	component def table
$\text{SttStore } \rho ::= [\overline{\ell \mapsto \{\text{val: } v, \text{sttq: } q\}}]$	state store
$\text{JobQ } q ::= [\overline{cl}]$	job queue
$\text{Tree } t ::= k \mid cl \mid [\bar{t}] \mid p$	tree
$\text{TreeMem } m ::= [\overline{p \mapsto \pi}]$	tree memory
$p \in \text{Path}$	tree path
$\text{Mode } \mu ::= \otimes \mid \cup \mid \bullet$	runtime mode
$\text{Context } \Sigma ::= m \mid \pi$	evaluation context

### A.2 Operational Semantics

$\boxed{\langle e, \delta \rangle \text{ or } \langle t, m, \delta, \mu \rangle \hookrightarrow \langle t, m', \delta, \mu' \rangle}$	
$\frac{\text{STEPINIT} \quad \begin{array}{c} [], [] \vdash e \Downarrow_{\text{Normal}} s, [] \quad [] \vdash \text{init}(s) = \langle t, m \rangle \end{array}}{\langle e, \delta \rangle \hookrightarrow \langle t, m, \delta, \otimes \rangle}$	$\frac{\text{STPEFFECT} \quad \begin{array}{c} m \vdash \text{commitEfts}(t) = m' \end{array}}{\langle t, m, \delta, \otimes \rangle \hookrightarrow \langle t, m', \delta, \cup \rangle}$
$\frac{\text{STEPCHECK} \quad \begin{array}{c} m, \delta \vdash \text{check}(t) = \langle \mu, m' \rangle \end{array}}{\langle t, m, \delta, \cup \rangle \hookrightarrow \langle t, m', \delta, \mu \rangle}$	$\frac{\text{STPEVENT} \quad \begin{array}{c} \langle \lambda x. e, \sigma \rangle \in \text{handlers}(m, t) \quad m, \sigma[x \mapsto \langle \rangle] \vdash e \Downarrow_{\text{Normal}} v, m' \end{array}}{\langle t, m, \delta, \bullet \rangle \hookrightarrow \langle t, m', \delta, \cup \rangle}$
$\boxed{\text{handlers}(m, t) = \{\bar{cl}\}}$	
$\text{handlers}(m, t) = \begin{cases} \{\} & \text{if } t = k \\ \{cl\} & \text{if } t = cl \\ \bigcup_{i=1}^n \text{handlers}(m, t_i) & \text{if } t = [\bar{t}_i]_{i=1}^n \\ \text{handlers}(m, m[p].\text{children}) & \text{if } t = p \end{cases}$	



$$\boxed{\Sigma, \sigma \vdash e \Downarrow_p^\phi v, \Sigma'}$$

$\frac{}{\Sigma, \sigma \vdash () \Downarrow_p^\phi \langle \rangle, \Sigma}$	$\frac{}{\Sigma, \sigma \vdash \text{true} \Downarrow_p^\phi \mathbf{tt}, \Sigma}$	$\frac{}{\Sigma, \sigma \vdash \text{false} \Downarrow_p^\phi \mathbf{ff}, \Sigma}$	$\frac{}{\Sigma, \sigma \vdash n \Downarrow_p^\phi n, \Sigma}$
$\frac{\text{LIST} \quad (\Sigma_{i-1}, \sigma \vdash e_i \Downarrow_p^\phi s_i, \Sigma_i)_{i=1}^n}{\Sigma_0, \sigma \vdash [\overline{e_i}]_{i=1}^n \Downarrow_p^\phi [\overline{s_i}]_{i=1}^n, \Sigma_n}$		$\frac{\text{VAR}}{\Sigma, \sigma \vdash x \Downarrow_p^\phi \sigma(x), \Sigma}$	
$\frac{\text{COND} \quad \Sigma, \sigma \vdash e_1 \Downarrow_p^\phi b, \Sigma' \quad \Sigma', \sigma \vdash (b \text{ ? } e_2 \text{ : } e_3) \Downarrow_p^\phi v, \Sigma''}{\Sigma, \sigma \vdash \text{if } e_1 \text{ then } e_2 \text{ else } e_3 \Downarrow_p^\phi v, \Sigma''}$		$\frac{\text{FUNC}}{\Sigma, \sigma \vdash \text{fun } x \rightarrow e \Downarrow_p^\phi \langle \lambda x. e \rangle, \Sigma}$	
$\frac{\text{APPFUNC} \quad \Sigma, \sigma \vdash e_1 \Downarrow_p^\phi \langle \lambda x. e, \sigma' \rangle, \Sigma_1 \quad \Sigma_1, \sigma \vdash e_2 \Downarrow_p^\phi v_2, \Sigma_2 \quad \Sigma_2, \sigma' [x \mapsto v_2] \vdash e \Downarrow_p^\phi v', \Sigma'}{\Sigma, \sigma \vdash e_1 e_2 \Downarrow_p^\phi v', \Sigma'}$			
$\frac{\text{LETBIND} \quad \Sigma, \sigma \vdash e_1 \Downarrow_p^\phi v_1, \Sigma_1 \quad \Sigma_1, \sigma [x \mapsto v_1] \vdash e_2 \Downarrow_p^\phi v_2, \Sigma_2}{\Sigma, \sigma \vdash \text{let } x = e_1 \text{ in } e_2 \Downarrow_p^\phi v_2, \Sigma_2}$			

$$\text{AppCom} \frac{\Sigma, \sigma \vdash e_1 \Downarrow_p^\phi C, \Sigma_1 \quad \Sigma_1, \sigma \vdash e_2 \Downarrow_p^\phi v, \Sigma_2}{\Sigma, \sigma \vdash e_1 e_2 \Downarrow_p^\phi \langle C, v \rangle, \Sigma_2}$$

$$\text{AppSetComp} \frac{\pi, \sigma \vdash e_1 \Downarrow_p^\phi \langle \ell, p \rangle, \pi_1 \quad \pi_1, \sigma \vdash e_2 \Downarrow_p^\phi cl, \pi_2 \quad \phi \in \{\text{Init}, \text{Succ}\}}{\pi, \sigma \vdash e_1 e_2 \Downarrow_p^\phi \langle \rangle, \pi_2 \left\{ \begin{array}{l} \text{let } \rho = \pi_2.\text{sttst}, vq = \rho[\ell] \text{ in} \\ \text{dec: } \pi_2.\text{dec} \cup \{\text{Check}\} \\ \text{sttst: } \rho[\ell \mapsto vq\{\text{sttq: } vq.\text{sttq} \# [cl]\}] \end{array} \right\}}$$

$$\text{AppSetNormal} \frac{m, \sigma \vdash e_1 \Downarrow_{-}^{\text{Normal}} \langle \ell, p \rangle, m_1 \quad m_1, \sigma \vdash e_2 \Downarrow_{-}^{\text{Normal}} cl, m_2}{m, \sigma \vdash e_1 e_2 \Downarrow_{-}^{\text{Normal}} \langle \rangle, m_2 \left[ \begin{array}{l} \text{let } a = m_2[p], \pi = a.\text{pview}, \rho = \pi.\text{sttst}, vq = \rho[\ell] \text{ in} \\ p \mapsto a \left\{ \text{pview: } \pi \left\{ \begin{array}{l} \text{dec: } \pi.\text{dec} \cup \{\text{Check}\} \\ \text{sttst: } \rho[\ell \mapsto vq\{\text{sttq: } vq.\text{sttq} \# [cl]\}] \end{array} \right\} \right\} \end{array} \right]}$$

$$\text{SttBind} \frac{\pi, \sigma \vdash e_1 \Downarrow_p^{\text{Init}} v_1, \pi_1 \quad \pi_1 \left\{ \text{sttst: } \pi_1.\text{sttst} \left[ \ell \mapsto \left\{ \text{val: } v_1 \right\} \right] \right\}, \sigma \left[ \begin{array}{l} x \mapsto v_1 \\ x_{\text{set}} \mapsto \langle \ell, p \rangle \end{array} \right] \vdash e_2 \Downarrow_p^{\text{Init}} v_2, \pi_2}{\pi, \sigma \vdash \text{let } (x, x_{\text{set}}) = \text{useState}^\ell e_1 \text{ in } e_2 \Downarrow_p^{\text{Init}} v_2, \pi_2}$$

$$\text{SttRebind} \frac{\pi_0.\text{sttst}[\ell] = \{\text{val: } v_0, \text{sttq: } [\overline{\langle \lambda x_i. e'_i, \sigma_i \rangle}]_{i=1}^n\} \quad (\pi_{i-1}, \sigma_i[x_i \mapsto v_{i-1}] \vdash e'_i \Downarrow_p^\phi v_i, \pi_i)_{i=1}^n \quad \pi_n \left\{ \begin{array}{l} \text{dec: } \pi_n.\text{dec} \cup \{v_n \neq v_0 \text{ ? } \{\text{Effect}\} \text{ : } \{\}\} \\ \text{sttst: } \pi_n.\text{sttst}[\ell \mapsto \{\text{val: } v_n, \text{sttq: } []\}] \end{array} \right\}, \sigma \left[ \begin{array}{l} x \mapsto v_n \\ x_{\text{set}} \mapsto \langle \ell, p \rangle \end{array} \right] \vdash e_2 \Downarrow_p^\phi v, \pi'}{\pi_0, \sigma \vdash \text{let } (x, x_{\text{set}}) = \text{useState}^\ell e_1 \text{ in } e_2 \Downarrow_p^{\text{Succ}} v, \pi'}$$

$$\text{Eff} \frac{\phi \in \{\text{Init}, \text{Succ}\}}{\pi, \sigma \vdash \text{useEffect } e \Downarrow_p^\phi \langle \rangle, \pi \{\text{effq: } \pi.\text{effq} \# [\langle \lambda_. e, \sigma \rangle]\}}$$

$$\boxed{\pi, \sigma \vdash e \Downarrow_p^\phi v, \pi'}$$

$$\text{EvalOnce} \frac{\pi \{\text{dec: } \pi.\text{dec} \setminus \{\text{Check}\}, \text{effq: } []\}, \sigma \vdash e \Downarrow_p^\phi v, \pi' \quad \text{Check} \notin \pi'.\text{dec} \quad \phi \in \{\text{Init}, \text{Succ}\}}{\pi, \sigma \vdash e \Downarrow_p^\phi v, \pi'}$$

$$\text{EvalMult} \frac{\pi \{\text{dec: } \pi.\text{dec} \setminus \{\text{Check}\}, \text{effq: } []\}, \sigma \vdash e \Downarrow_p^\phi v, \pi' \quad \text{Check} \in \pi'.\text{dec} \quad \pi', \sigma \vdash e \Downarrow_p^{\text{Succ}} v', \pi'' \quad \phi \in \{\text{Init}, \text{Succ}\}}{\pi, \sigma \vdash e \Downarrow_p^\phi v', \pi''}$$

$$m, \delta \vdash \text{init}(s) = \langle t, m' \rangle$$

$$\begin{array}{c}
 \text{INITCONST} \\
 \hline
 m, \delta \vdash \text{init}(k) = \langle k, m \rangle \\
 \\
 \text{INITCLOS} \\
 \hline
 m, \delta \vdash \text{init}(cl) = \langle cl, m \rangle \\
 \\
 \text{INITARRAY} \\
 \hline
 \frac{(m_{i-1}, \delta \vdash \text{init}(s_i) = \langle t_i, m_i \rangle)_{i=1}^n}{m_0, \delta \vdash \text{init}(\overline{[s_i]_{i=1}^n}) = \langle \overline{[t_i]_{i=1}^n}, m_n \rangle} \\
 \\
 \text{INITCOM} \\
 \hline
 \frac{\begin{array}{c} \delta(C) = \lambda x. e \quad \{ \text{spec}: \langle C, v \rangle, \text{dec}: \{ \}, \text{sttst}: [], \text{effq}: [], \text{child}: \langle \rangle \}, [x \mapsto v] \vdash e \Downarrow_p^{\text{init}} s, \pi \\ m[p \mapsto \pi], \delta \vdash \text{init}(s) = \langle t, m' \rangle \end{array}}{m, \delta \vdash \text{init}(\langle C, v \rangle) = \langle p, m'[p \mapsto \pi \{ \text{dec}: \{ \text{Effect} \}, \text{child}: t \}] \rangle}
 \end{array}$$

$$m, \delta \vdash \text{check}(t) = \langle \mu, m' \rangle$$

$$\begin{array}{c}
 \text{CHECKCONST} \\
 \hline
 m, \delta \vdash \text{check}(k) = \langle \bullet, m \rangle \\
 \\
 \text{CHECKCLOS} \\
 \hline
 m, \delta \vdash \text{check}(cl) = \langle \bullet, m \rangle \\
 \\
 \text{CHECKARRAY} \\
 \hline
 \frac{(m_{i-1}, \delta \vdash \text{check}(t_i) = \langle \mu_i, m_i \rangle)_{i=1}^n}{m_0, \delta \vdash \text{check}(\overline{[t_i]_{i=1}^n}) = \langle \overline{[\mu_i]_{i=1}^n}, m_n \rangle} \\
 \\
 \text{CHECKIDLE} \\
 \hline
 \frac{\begin{array}{c} m[p] = \pi \quad \text{Check} \notin \pi.\text{dec} \quad m, \delta \vdash \text{check}(\pi.\text{child}) = \langle \mu, m' \rangle \end{array}}{m, \delta \vdash \text{check}(p) = \langle \mu, m' \rangle} \\
 \\
 \text{CHECKNOEFFECT} \\
 \hline
 \frac{\begin{array}{c} m[p] = \pi \quad \text{Check} \in \pi.\text{dec} \quad \pi.\text{spec} = \langle C, v \rangle \quad \delta(C) = \lambda x. e \\ \pi, [x \mapsto v] \vdash e \Downarrow_p^{\text{Succ}} \pi' \quad \text{Effect} \notin \pi'.\text{dec} \quad m, \delta \vdash \text{check}(\pi.\text{child}) = \langle \mu, m' \rangle \end{array}}{m, \delta \vdash \text{check}(p) = \langle \mu, m'[p \mapsto \pi'] \rangle} \\
 \\
 \text{CHECKEFFECT} \\
 \hline
 \frac{\begin{array}{c} m[p] = \pi \quad \text{Check} \in \pi.\text{dec} \quad \pi.\text{spec} = \langle C, v \rangle \quad \delta(C) = \lambda x. e \\ \pi, [x \mapsto v] \vdash e \Downarrow_p^{\text{Succ}} s, \pi' \quad \text{Effect} \in \pi'.\text{dec} \quad m, \delta \vdash \text{reconcile}(\pi.\text{child}, s) = \langle t', m' \rangle \end{array}}{m, \delta \vdash \text{check}(p) = \langle \text{⊗}, m'[p \mapsto \pi' \{ \text{child}: t' \}] \rangle}
 \end{array}$$

$$\boxed{m, \delta \vdash \text{reconcile}(t, s) = \langle t', m' \rangle}$$

$$\frac{\text{RECONCILEARRAY} \quad (m_{i-1}, \delta \vdash \text{reconcile}(t_i, s_i) = \langle t'_i, m_i \rangle)_{i=1}^n}{m_0, \delta \vdash \text{reconcile}([\bar{t}_i]_{i=1}^n, [\bar{s}_i]_{i=1}^n) = \langle [\bar{t}'_i]_{i=1}^n, m_n \rangle}$$

$$\frac{\text{RECONCILECOMEFFECT} \quad \begin{array}{l} m[p] = \pi \quad \pi.\text{spec} = \langle C, \_ \rangle \quad \delta(C) = \lambda x. e \\ \pi\{\text{spec}: \langle C, v \rangle\}, [x \mapsto v] \vdash e \Downarrow_p^{\text{Succ}} s, \pi' \quad m, \delta \vdash \text{reconcile}(\pi.\text{child}, s) = \langle t', m' \rangle \end{array}}{m, \delta \vdash \text{reconcile}(p, \langle C, v \rangle) = \langle p, m'[p \mapsto \pi'\{\text{dec}: \{\text{Effect}\}, \text{child}: t'\}] \rangle}$$

$$\frac{\text{RECONCILECOMNEW} \quad \begin{array}{l} m[p].\text{spec} = \langle C', \_ \rangle \quad C \neq C' \quad m, \delta \vdash \text{init}(\langle C, v \rangle) = \langle t', m' \rangle \end{array}}{m, \delta \vdash \text{reconcile}(p, \langle C, v \rangle) = \langle t', m' \rangle}$$

$$\frac{\text{RECONCILEOTHER} \quad \begin{array}{l} \langle t, s \rangle \neq \langle [\bar{t}], [\bar{s}] \rangle \quad \langle t, s \rangle \neq \langle p, \langle C, v \rangle \rangle \quad m, \delta \vdash \text{init}(s) = \langle t', m' \rangle \end{array}}{m, \delta \vdash \text{reconcile}(t, s) = \langle t', m' \rangle}$$

$$\boxed{m \vdash \text{commitEffs}(t) = m'}$$

$$\frac{\text{COMMITEFFSCONST}}{m \vdash \text{commitEffs}(k) = m}$$

$$\frac{\text{COMMITEFFSCLOS}}{m \vdash \text{commitEffs}(cl) = m}$$

$$\frac{\text{COMMITEFFSARRAY} \quad (m_{i-1} \vdash \text{commitEffs}(t_i) = m_i)_{i=1}^n}{m_0 \vdash \text{commitEffs}([\bar{t}_i]_{i=1}^n) = m_n}$$

$$\frac{\text{COMMITEFFSPATHIDLE} \quad \text{Effect} \notin m[p].\text{dec} \quad m \vdash \text{commitEffs}(m[p].\text{child}) = m'}{m \vdash \text{commitEffs}(p) = m'}$$

$$\frac{\text{COMMITEFFSPATH} \quad \begin{array}{l} \text{Effect} \in m[p].\text{dec} \quad m[p].\text{effq} = [\langle \lambda \_ . e_i, \sigma_i \rangle]_{i=1}^n \\ m \vdash \text{commitEffs}(m[p].\text{child}) = m_0 \quad (m_{i-1}, \sigma_i \vdash e_i \Downarrow_{-}^{\text{Normal}} v_i, m_i)_{i=1}^n \end{array}}{m \vdash \text{commitEffs}(p) = m_n[p \mapsto m_n[p]\{\text{dec}: m_n[p].\text{dec} \setminus \{\text{Effect}\}\}]}$$

## B Proofs of Theorems

**Definition 5** (Stability and Semi-Stability). A view  $\pi$  is *stable* iff the re-evaluation of  $\pi$ 's body (as in EVALONCE and EVALMULT) produces the same view as  $\pi$ :

$$\pi\{\text{dec}: \pi.\text{dec} \setminus \{\text{Check}\}, \text{effq}: [], \sigma[x \mapsto v] \vdash e \Downarrow_p^\phi \_, \pi$$

where  $\pi.\text{spec} = \langle c, v \rangle$  and  $\delta[c] = \langle \lambda x.e, \sigma \rangle$ .

View  $\pi$  is *semi-stable* iff  $\pi$  with empty state update queues is stable.

We extend this notion to tree memory:  $m$  is *t-stable* iff the descendant views of  $t$  in  $m$  are all stable, and *t-semi-stable* iff the descendant views of  $t$  in  $m$  are all semi-stable.

Since component body of a stable view can be re-evaluated without any side-effects, evaluation of the body can be thought of as “reading” the specification of the view.  $\square$

**Definition 6** (Coherence). A view is *coherent* if its decision is coherent with the status of the state update queue. That is, a coherent view  $\pi$  satisfies the predicate

$$\text{Check} \in \pi.\text{dec} \longleftrightarrow \exists \ell \in \text{dom } \rho : \rho[\ell].\text{sttq} \neq [] \quad \text{where } \rho = \pi.\text{sttst}.$$

We extend this notion to tree memory, i. e.,  $m$  is *t-coherent* iff the descendants of  $t$  in  $m$  are coherent.  $\square$

**Proposition 5** (Preservation of Validity). If  $\langle e, \delta \rangle \hookrightarrow^* \langle t, m, \delta, \mu \rangle$ , then  $m$  is valid under  $\delta$ .

PROOF. The only rule that adds states is STTBIND, which appears only in the derivation of *init* where the context being a fresh view. Therefore, it is sufficient to check that the evaluation of the component body in *init* produces a valid view. Due to the syntactic restriction on the usage of hooks, every **useState** hook is executed during the evaluation, adding its state labeled  $\ell$  to the view. This process adds every label in the expression to the view, producing a valid view.  $\square$

**Lemma 6** (Semi-Stability and Normalized Form). Let  $\pi$  be a semi-stable valid view under  $\delta$ . If  $\text{Check} \notin \text{normalize}(\pi)$ , then the evaluation of the body produces a view exactly the same as the normalized form. That is,  $\pi\{\text{dec}: \pi.\text{dec} \setminus \{\text{Check}\}, \text{effq}: [], \sigma[x \mapsto v] \vdash e \Downarrow_p^{\text{Succ}} \_, \text{normalize}(\pi)$  where  $\pi.\text{spec} = \langle c, v \rangle$  and  $\delta[c] = \langle \lambda x.e, \sigma \rangle$ .

PROOF.  $\text{normalize}(\pi)$  is the same as  $\pi$ , except that the decision and state update queues are empty, which is stable since  $\pi$  is semi-stable. By the definition of stability, the single-step evaluation with  $\text{normalize}(\pi)$  produces  $\text{normalize}(\pi)$ , which also holds for the multi-step evaluation. Since  $\pi \approx \text{normalize}(\pi)$ , by the lemma 3,  $\pi' = \text{normalize}(\pi)$ .  $\square$

**Lemma 7** (Stability of Multi-Evaluation). Let  $\pi.\text{spec} = \langle c, v \rangle$  and  $\delta[c] = \langle \lambda x.e, \sigma \rangle$ . If  $\pi$  is semi-stable and  $\pi, \sigma[x \mapsto v] \vdash e \Downarrow_p^\phi v', \pi'$ , then  $\pi'$  is stable.

PROOF. It is sufficient to show that the last evaluation of the component body produces a stable view. Since  $\text{Check} \notin \pi'.$ dec, APPSETCOMP is not included in the derivation and all state updates in  $\pi$  are pure. This means  $\text{normalize}(\pi)$  has empty queues. Since  $\pi \approx \text{normalize}(\pi)$ , by the lemma 6,  $\pi' = \text{normalize}(\pi)$ , which is stable.  $\square$

**Proposition 8** (Preservation of Semi-Stability). If  $\langle e, \delta \rangle \hookrightarrow^* \langle t, m, \delta, \mu \rangle$ , then  $m$  is *t-semi-stable*.

PROOF. It is sufficient to show that the initial step generates a semi-stable tree memory, and derivation of each step preserves the semi-stability.

- STEPINIT, STEPVISIT: By the lemma 7, evaluation of each component body produces stable view. Updating views' children or adding decisions does not break the stability, so views modified by *init* and *visit* are always stable.

- **STPEFFECT, STPEVENT**: The only rule modifying the view during normal evaluation is **APPSETNORMAL**. It only adds state updates or modify the decision of a view, which preserves semi-stability of the view.

□

**Proposition 9** (Preservation of Coherence). *If  $\langle e, \delta \rangle \hookrightarrow^* \langle t, m, \delta, \mu \rangle$ , then  $m$  is  $t$ -coherent. That is,  $init$  and  $visit$  always produce  $t$ -coherent tree memory.*

**PROOF.** It is sufficient to show that the initial step generates a coherent tree memory, and the derivation of each step preserves the coherence.

- **STEPINIT**: Multi-step evaluation of the component body produces a view whose decision does not include **Check** and state queues are empty, thus coherent. The result of  $init$  only contains new views. Therefore, the resulting memory  $m$  is  $t$ -coherent.
- **STEPVISIT**: As stated above, the views whose bodies are evaluated are coherent. Views that are not evaluated are left as is in  $m'$ , thus preserving coherence. Therefore, each coherence of the views in the resulting memory  $m'$  is preserved.
- **STPEFFECT, STPEVENT**: The only rule modifying the view during normal evaluation is **APPSETNORMAL**. It adds a state update and adds **Check** decision to the view, which preserves the coherence of the view.

□

**Definition 7** ( $e$ -Equivalence of Views).  $\pi$  is  $e$ -equivalent to  $\hat{\pi}$ , if and only if the state entries whose labels appear in  $e$  are the same.

$$\pi \equiv_e \hat{\pi} \iff \forall \ell \in \text{labels}(e), \pi.\text{sttst}[\ell] = \hat{\pi}.\text{sttst}[\ell]$$

□

**Lemma 10** (Similar Single-Step Evaluations). *The single-step evaluation of  $e$  with similar views produces  $e$ -equivalent views. That is, if  $\pi, \sigma \vdash e \Downarrow_p^{\text{Succ}} v, \pi'$ , then for  $\hat{\pi}$  such that  $\pi \approx \hat{\pi}, \hat{\pi}, \sigma \vdash e \Downarrow_p^{\text{Succ}} v, \hat{\pi}'$ , where  $\pi \equiv_e \hat{\pi}'$ .*

**PROOF.** We first prove that  $\pi' \approx \hat{\pi}'$  by induction on the derivation of  $\pi, \sigma \vdash e \Downarrow_p^{\text{Succ}} v, \pi'$ .

- **APPSETCOMP**: Evaluation of  $e_1$  and  $e_2$  produces similar results by IH. Adding the same closure to the state update queues of similar views produces similar views. Therefore, the final results are similar.
- **STTREBIND**: Evaluating the next state value  $v_n$  with  $\pi$  produces the same result with  $normalize(\pi)$ . The same applies to  $\hat{\pi}$ , so the views in the premise of the evaluation of  $e_2$  are similar in both derivations. By IH the final results are similar.
- The proofs for the remaining cases are trivial.

It is trivial that if  $\pi$  and  $\hat{\pi}$  are similar and  $e$ -equivalent for some  $e$ , then the results are also  $e$ -equivalent. The proof can be done using induction on the derivation.

Using these lemmas altogether, we can prove the original goal using induction on the derivation. In each case, the evaluation of each sub-expression  $e_i$  of  $e$  produces  $e_i$ -equivalent views by IH, and the equivalence is preserved in following evaluations of other sub-expressions. Therefore, the resulting views from  $\pi$  and  $\hat{\pi}$  are  $e_i$ -equivalent for every sub-expression  $e_i$ , which makes the result  $\pi'$  and  $\hat{\pi}'$   $e$ -equivalent. Note that sub-expressions evaluated conditionally or not evaluated at all during the evaluation of  $e$  do not contain any state labels, due to the syntactic restriction that hook expressions can only appear in top-level of a component body.



An exceptional case where an additional state label exists is the `STTREBIND` case. In this case, the state store entry for  $\ell$  is updated directly to the same value in both derivations from  $\pi$  and  $\hat{\pi}$ . Therefore, the resulting  $\pi'$  and  $\hat{\pi}'$  have the same state store entry for  $\ell$ .  $\square$

**Lemma 3** (Similar Evaluations of Component Body). *Evaluating the component body of similar views produces the same view. That is, for valid  $\pi$  under  $\delta$ , if  $\pi, \sigma[x \mapsto v] \vdash e \Downarrow_p^{\text{Succ}} v', \pi'$  where  $\pi.\text{spec} = \langle c, v \rangle$  and  $\delta[c] = \langle \lambda x.e, \sigma \rangle$ , then for  $\hat{\pi}$  such that  $\pi \approx \hat{\pi}$ ,  $\hat{\pi}, \sigma[x \mapsto v] \vdash e \Downarrow_p^{\text{Succ}} v', \pi'$ .*

PROOF. Assume  $\hat{\pi}, \sigma[x \mapsto v] \vdash e \Downarrow_p^{\text{Succ}} v', \hat{\pi}'$ . By lemma 10, the single-step derivations of  $e$  produce  $e$ -equivalent views, that is, the states whose labels appear in  $e$  are the same in  $\pi'$  and  $\hat{\pi}'$ . Since  $\pi'$  and  $\hat{\pi}'$  are valid under  $\delta$ , the only labels  $\pi'$  and  $\hat{\pi}'$  have are those in  $e$ . Therefore,  $\pi'$  is equal to  $\hat{\pi}'$ . The remaining loops, if any, are evaluated under the exact same views, trivially producing the same views.  $\square$

**Lemma 11** (Similar Reconciliations). *Reconciling with similar memories produces the equivalent results. That is, if  $m \vdash \text{reconcile}(t, s) = \langle t', m' \rangle$ , then for  $\hat{m}$  such that  $m \approx_t \hat{m}$ ,  $\hat{m} \vdash \text{reconcile}(t, s) = \langle t', \hat{m}' \rangle$  and  $m' \equiv_{t'} \hat{m}'$ .*

PROOF. We proceed with induction on the derivation of  $m \vdash \text{reconcile}(t, s) = \langle t', m' \rangle$ .

- `RECONCILECOMNEW`, `RECONCILEOTHER`: *init(s)* does not read or modify existing views in  $m$ ; it only adds new views to  $m$ . All new views are descendants of  $t'$ , which are the same in  $m'$  and  $\hat{m}'$ .
- `RECONCILELIST`: Each derivation of  $\text{reconcile}(t_i, s_i)$  produces the same tree and  $t'_i$ -equivalent memories. Therefore, the final trees are the same and the final memories are  $[\bar{t}'_i]_{i=1}^n$ -equivalent.
- `RECONCILECOMUPDATE`: The derivation of  $\Downarrow_p^\phi$  produces the same  $\pi'$  by lemma 3 and  $\text{reconcile}(t, s)$  produces the same tree and  $t'$ -equivalent memories by IH. Therefore, the final memories are also  $t'$ -equivalent.

$\square$

**Lemma 12** (Similar Visits). *Visiting with similar memories produces the equivalent results. That is, for similar memories  $m$  and  $\hat{m}$  that are  $t$ -coherent and  $t$ -semi-stable and have no view with effect decision set, if  $m \vdash \text{check}(t) = \langle b, m' \rangle$ , then  $\hat{m} \vdash \text{check}(t) = \langle b, \hat{m}' \rangle$  and  $m' \equiv_{t'} \hat{m}'$ .*

PROOF. We proceed with induction on the derivation of  $m \vdash \text{check}(t) = \langle b, m' \rangle$ .

- `CHECKCONST`, `CHECKCLOS`: Trivial.
- `CHECKLIST`:  $t = [\bar{t}_i]_{i=1}^n$ . Each derivation of  $\text{check}(\hat{t}_i)$  produces memory,  $t'_k$ -equivalent to  $m_i$  for  $1 \leq k \leq i$  and  $t'_k$ -similar to  $m_i$  for  $i < k \leq n$  by IHs. As a result,  $m_n$  and  $\hat{m}_n$  are  $t'_k$ -equivalent for  $1 \leq k \leq n$ , therefore  $[\bar{t}'_i]_{i=1}^n$ -equivalent.
- `CHECKIDLE`:  $t = p, m[p] = \pi, \hat{m}[p] = \hat{\pi}$ .
  - **Check**  $\notin \hat{\pi}.\text{dec}$ : By IH  $\text{check}(t)$  produces  $t$ -equivalent results.
  - **Check**  $\in \hat{\pi}.\text{dec}$ : By lemma 6,  $\hat{\pi}' = \text{normalize}(\hat{\pi}) = \text{normalize}(\pi)$ . Since  $\pi \approx \hat{\pi}$ ,  $\text{normalize}(\hat{\pi}) = \text{normalize}(\pi)$  and **Effect**  $\notin \hat{\pi}'.\text{dec}$ . Therefore,  $\hat{m} \vdash \text{check}(p)$  is derived from `CHECKUPDATECANCEL`, and  $\hat{m}, \delta \vdash \text{check}(t) = \langle b, \hat{m}' \rangle$ . By IH,  $m' \equiv_t \hat{m}'$ . As a result, the results are  $p$ -equivalent.
- `CHECKUPDATECANCEL`:  $t = p, m[p] = \pi, \hat{m}[p] = \hat{\pi}$ .
  - **Check**  $\notin \hat{\pi}.\text{dec}$ : The proof is similar to the case of `CHECKIDLE` where **Check**  $\in \hat{m}[p].\text{dec}$ , except that  $m$  and  $\hat{m}$  are swapped.
  - **Check**  $\in \hat{\pi}.\text{dec}$ : By lemma 3,  $\hat{\pi}' = \pi'$ , and by IH,  $m' \equiv_p \hat{m}'$ . Therefore, the results are  $p$ -equivalent.

- **CHECKUPDATE**:  $t = p$ . Since  $\text{normalize}(\hat{\pi}) = \text{normalize}(\pi)$  and **Check**  $\in \text{normalize}(\pi).\text{dec}$ , **Check**  $\in \hat{\pi}.\text{dec}$ . By lemma 3,  $\pi' = \hat{\pi}'$ , and by lemma 11,  $m' \equiv_p \hat{m}'$ . Therefore, the results are  $p$ -equivalent.  $\square$

**Theorem 4** (Similar Transitions). *If a program transitions to a state in check mode  $\cup$  during execution, replacing it with a similar state results in the same final state as the original transition. That is, if  $\langle e, \delta \rangle \hookrightarrow^* \langle t, m, \delta, \cup \rangle \hookrightarrow \langle t, m', \delta, \mu \rangle$ , then for any  $\hat{m}$  such that  $m \approx_t \hat{m}$ , we have  $\langle t, \hat{m}, \delta, \cup \rangle \hookrightarrow \langle t, m', \delta, \mu \rangle$ .*

**PROOF.** Since the transition preserves the stability and coherence of the memory, the proof is trivial using the lemma 12.  $\square$

## C Comparison of Reactive UI Frameworks

We compare various reactive UI frameworks to

- (1) check if state updates are queued or immediate, and
- (2) check if component logic gets re-evaluated every render.

### C.1 React

counter gets printed every render. count updates are queued.

```

1 import { useState, useEffect } from 'react';
2 function Counter() {
3   console.log('counter');
4   const [count, setCount] = useState(0);
5   useEffect(() => {
6     if (count >= 3) {
7       setCount(0);
8     }
9   }, [count]);
10  function h() {
11    console.log(count);
12    setCount(count + 1);
13    console.log(count);
14  }
15  return (
16    <button onClick={h}>
17      {count}
18    </button>
19  );
20 }
```

### C.2 Preact

counter gets printed every render. count updates are queued.

```

1 import { useState, useEffect } from 'preact/hooks';
2 function Counter() {
3   console.log('counter');
4   const [count, setCount] = useState(0);
5   useEffect(() => {
6     if (count >= 3) {
7       setCount(0);
8     }
9   }, [count]);
10  function h() {
11    console.log(count);
12    setCount(count + 1);
13    console.log(count);
14  }
15  return (
16    <button onClick={h}>
17      {count}
18    </button>
19  );
20 }
```

### C.3 Dioxus

counter gets printed every render. count updates are immediate.

```

1 use dioxus::prelude::*;
```

```

2 fn log(msg: &str) { ... }
3 #[component]
4 fn Counter() -> Element {
5     log("Counter");
6     let mut count = use_signal(|| 0);
7     use_effect(move || {
8         if count() >= 3 {
9             count.set(0);
10        }
11    });
12    rsx! {
13        button {
14            onclick: move |_| {
15                log(count.to_string().as_str());
16                count += 1;
17                log(count.to_string().as_str());
18            },
19            "{count}"
20        }
21    }
22 }

```

## C.4 Solid

counter gets printed only once. count updates are immediate.

```

1 import { createSignal, createEffect } from 'solid-js';
2 function Counter() {
3     console.log('counter');
4     const [count, setCount] = createSignal(0);
5     createEffect(() => {
6         if (count() >= 3) {
7             setCount(0);
8         }
9     });
10    function h() {
11        console.log(count());
12        setCount(count() + 1);
13        console.log(count());
14    }
15    return (
16        <button onClick={h}>
17            {count()}
18        </button>
19    );
20 }

```

## C.5 Leptos

counter gets printed only once. count updates are immediate.

```

1 use leptos::leptos_dom::logging::*;
2 use leptos::prelude::*;
3 #[component]
4 pub fn Counter() -> impl IntoView {
5     console_log("Counter");
6     let (value, set_value) = signal(0);
7     Effect::new(move |_| {
8         if value.get() >= 3 {
9             set_value.set(0);

```

```

10   }
11   });
12   view! {
13     <button on:click=move |_| {
14       console_log(&value.get().to_string());
15       set_value.update(|value| *value += 1);
16       console_log(&value.get().to_string());
17     }>{value}</button>
18   }
19 }

```

## C.6 Angular

counter gets printed only once. count updates are immediate.

```

1  import {Component, signal, effect} from '@angular/core';
2  @Component({
3    selector: 'app-root',
4    template: `
5      <button (click)="h()">
6        {{ count() }}
7      </button>
8    `,
9  })
10 export class CounterComponent {
11   count = signal(0);
12   constructor() {
13     console.log('counter');
14     effect(() => {
15       if (this.count() >= 3) {
16         this.count.set(0);
17       }
18     });
19   }
20   h() {
21     console.log(this.count());
22     this.count.update(val => val + 1);
23     console.log(this.count());
24   }
25 }

```

## C.7 Vue

counter gets printed only once. count updates are immediate.

```

1  <script setup>
2  import { ref, watch } from 'vue';
3  console.log('counter');
4  const count = ref(0);
5  watch(count, (newValue) => {
6    if (newValue >= 3) {
7      count.value = 0;
8    }
9  });
10 function h() {
11   console.log(count.value);
12   count.value += 1;
13   console.log(count.value);
14 }
15 </script>

```

```

16 <template>
17   <button @click="h">
18     {{ count }}
19   </button>
20 </template>

```

## C.8 Svelte

*C.8.1 Svelte with Runes.* counter gets printed only once. count updates are immediate.

```

1 <script>
2   console.log('counter');
3   let count = $state(0);
4   $effect(() => {
5     if (count >= 3) {
6       count = 0;
7     }
8   });
9   function h() {
10    console.log(count);
11    count += 1;
12    console.log(count);
13  }
14 </script>
15 <button onclick={h}>
16   {count}
17 </button>

```

*C.8.2 Svelte without Runes.* counter gets printed only once. count updates are immediate.

```

1 <svelte:options runes={false} />
2 <script>
3   console.log('counter');
4   let count = 0;
5   $: if (count >= 3) {
6     count = 0;
7   }
8   function h() {
9     console.log(count);
10    count += 1;
11    console.log(count);
12  }
13 </script>
14 <button on:click={h}>
15   {count}
16 </button>

```

## C.9 SwiftUI

counter gets printed every render. count updates are immediate.

```

1 struct Counter: View {
2   @State private var count = 0
3   var body: some View {
4     print("counter")
5     return Button("\(count)") {
6       print(count)
7       count += 1
8       print(count)
9     }.onChange(of: count) { oldValue, newValue in
10       if newValue >= 3 {

```

```
11      count = 0
12    }
13  }
14 }
15 }
```