

Train-before-Test Harmonizes Language Model Rankings

Guanhua Zhang*, Ricardo Dominguez-Olmedo, Moritz Hardt

Max Planck Institute for Intelligent Systems, Tübingen and Tübingen AI Center

Abstract

Existing language model benchmarks provide contradictory model rankings, even for benchmarks that aim to capture similar skills. This dilemma of conflicting rankings hampers model selection, clouds model comparisons, and adds confusion to a growing ecosystem of competing models. Recent work attributed ranking disagreement to the phenomenon of *training on the test task*: As released, different models exhibit a different level of preparation for any given test task. A candidate solution to the problem is *train-before-test*: Give each model the same benchmark-specific finetuning before evaluation. Our primary contribution is a broad empirical evaluation of train-before-test across 24 benchmarks and 61 models. We show that train-before-test significantly improves ranking agreement consistently across all benchmarks. Whereas rankings have little external validity to start with, they enjoy a significant degree of external validity when applying train-before-test: Model rankings transfer gracefully from one benchmark to the other. Even within the same model family, train-before-test reduces strong ranking disagreement to near-perfect agreement. In addition, train-before-test reduces the model-score matrix to essentially rank one, revealing new insights into the latent factors of benchmark performance. Our work supports the recommendation to make train-before-test a default component of LLM benchmarking[†].

1 Introduction

A single large language model can reliably solve many tasks. This impressive capability, however, has led to a crisis in benchmarking. A rapidly growing flurry of benchmarks tries to capture the numerous different downstream tasks that we might use a language model for. Unfortunately, different benchmarks generally give contradictory model rankings, making it difficult to compare and choose models.

Traditionally, benchmarking compared models trained for the same task on the same training data. In contrast, most large language models train on proprietary data mixes that differ from one model to the other. Recent work showed that this leads to the problem of *training on the test task*: the extent to which a model has encountered data similar to the test task during training confounds model comparisons, rankings, and scaling laws [36]. Put simply, an otherwise worse model may have simply prepared better for a specific task.

A candidate solution to the problem is to fine-tune each model on the same task-specific training

*Corresponding author: guanhua.zhang@tuebingen.mpg.de

[†]Code is available at <https://github.com/socialfoundations/lm-harmony>.

data before evaluation. We call this form of evaluation *train-before-test*. We draw a distinction between *direct evaluation* and *train-before-test*. In direct evaluation, we evaluate the model as it ships out of the box. Under *train-before-test*, we fine-tune the model before evaluation. The point of fine-tuning is not to make the model better, but to level the playing field for evaluation. The hope is that *train-before-test* might level out task-specific model differences so as to reveal more robust model comparisons. Our primary contribution is a broad evaluation of *train-before-test*, which confirms that this is indeed the case.

1.1 Our Contributions

In more detail, we make the following key contributions.

Direct evaluation leads to ranking disagreement even between related tasks. We demonstrate that the prevalent direct evaluation scheme results in strong disagreement between model ranking across various benchmarks. We show that this strong ranking disagreement persists even when restricting to benchmarks that aim to capture similar tasks. Moreover, rankings still strongly disagree when evaluating models from the same family. The situation presents a serious conundrum for model selection: Under direct evaluation, benchmarks fail to give reliable and actionable insights about which model to choose from a set of available alternatives.

Train-before-test leads to ranking agreement. We broadly evaluate *train-before-test* on 24 benchmark datasets and 61 large language models. *Train-before-test* will fine-tune each model on the same task-relevant data before evaluation. Our results demonstrate that *train-before-test* drastically increases model ranking agreement across the board: Ranking agreement between benchmarks, measured by Kendall’s tau, improves for 95% of the $\binom{24}{2} = 276$ benchmark pairs. The average value of Kendall’s τ improves from 0.51 to 0.74. Figure 1 illustrates the result for one typical pair of benchmarks.

Train-before-test aligns perplexity rankings with downstream tasks. Perplexity benchmarks used to be popular, but fell out of fashion because of the apparent disconnect between perplexity and downstream task performance [76, 25, 45]. We indeed validate this disconnect when comparing model families under direct evaluation. In contrast, we demonstrate that under *train-before-test* evaluation, perplexity rankings align well with downstream task rankings. This creates an appealing consistency between model training objectives and downstream performance.

Train-before-test sheds light on the latent factors of benchmark performance. Consider the large benchmark-model matrix, where each entry (i, j) corresponds to the performance of model j on a benchmark i . Several works have considered this matrix for different reasons and found that it is approximately low rank [61, 53, 12], but not quite. The first singular value is dominant and correlates with pre-training compute. However, the other components aren’t negligible and it wasn’t clear how to interpret them.

We show that *train-before-test* clarifies this state of affairs. After *train-before-test*, the benchmark-model matrix is essentially rank 1. The first principal component accounts for 85% of the explained variance across all models, and for 93% of the variance for a single model family. This leads us to

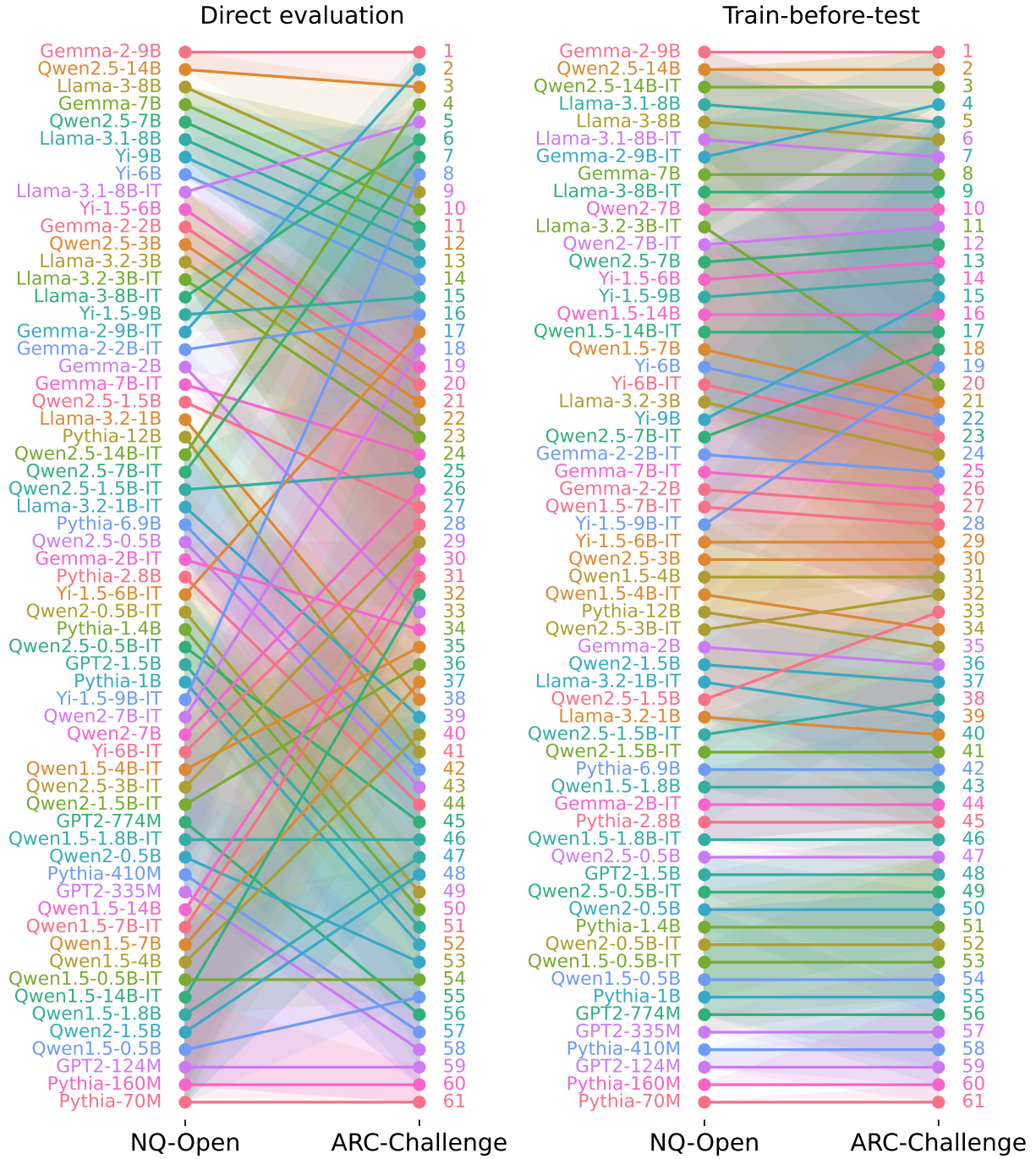


Figure 1: Rankings of 61 language models on two question-answering benchmarks: Natural Questions Open and ARC Challenge. **Left:** Direct evaluation leads to inconsistent rankings. Although both benchmarks test for question-answering ability, the resulting model rankings show substantial disagreement. **Right:** Train-before-test aligns model rankings. **Note:** For each of the two plots, we greedily align model rankings as much as possible without violating confidence intervals, thus revealing only those ranking changes that are statistically significant. See Appendix C.1 for more details.

speculate that the lower components of the direct evaluation matrix correspond to how much a model was trained on a given kind of task. This would be a compelling reason why the lower singular values shrink under train-before-test.

2 Related Work

Benchmarking has played a central role in the advancement of machine learning [44, 32]. While absolute model performance is often fragile to even seemingly minor changes in evaluation data [13, 72, 1, 69, 73, 50], relative model performance—that is, model rankings—tends to transfer surprisingly well across classical benchmarks [81, 60, 50]. For instance, prior work [39, 5] has shown that model rankings on ImageNet [18] also transfer to other image classification and object recognition benchmarks. Moreover, Salaudeen and Hardt (2024, [62]) demonstrated that ImageNet rankings remain robust even under major dataset variations [62]. This transferability of model rankings is highly desirable, as it indicates that progress on specific benchmarks reliably reflects broader scientific advancements [43, 31].

However, the emergence of foundation models has dramatically transformed the benchmarking landscape compared to the ImageNet era [42, 66, 77]. With huge training costs and much improved capabilities [56, 71, 29, 59, 70, 52], practitioners now lean towards directly evaluating LLMs across a wide range of different benchmarks, in the hope of obtaining a more comprehensive assessment of their capabilities [42, 67, 33, 6, 22]. This shift introduces new challenges, as model rankings across different tasks may vary significantly [42, 35, 46]. Zhang and Hardt (2024, [84]) draw an analogy between multi-task benchmarks and voting systems [4], revealing that a multi-benchmarking approach with diverse rankings inherently lacks robustness to minor changes and thus cannot provide a stable unified ranking.

This lack of unified ranking is sometimes seen as a desirable feature within the community [42]. Some argue that variability reflects the multifaceted strengths and weaknesses of LLMs, suggesting that users should select the best model tailored to their specific needs [27, 85, 64]. For example, a user who focuses on mathematical tasks could prioritize the math benchmark to choose the optimum model. However, there are two significant concerns regarding this approach: First, the user-driven selection strategy poses challenges for model developers. Given the resource-intensive nature of LLM development [30], it is impractical to release a different model for every potential use case. Moreover, developers typically aim to create a general-purpose model [56, 29, 71]; however, such a desideratum is often difficult to reliably measure due to the inconsistent rankings observed across benchmarks. Second, we demonstrate in this paper that benchmarks within the same task category can still exhibit substantial discrepancies in model rankings.

One potential reason for the observed inconsistencies in model rankings is that models vary substantially in their training data [23, 2]. In particular, Dominguez et al. (2024, [20]) show that models vary in their degree of preparedness for popular benchmarks. Building on this idea, we introduce the notion of train-before-test, wherein we fine-tune each model on the corresponding training set to get every model well-prepared. We then investigate how this approach improves the consistency of rankings across benchmarks and discuss its implications for future benchmarking practices.

Table 1: We categorize benchmarks into language understanding (LU), commonsense reasoning (CR), question answering (QA), physics/biology/chemistry (PBC), math (Math), and medicine (Med).

| Category | Benchmarks |
|----------|---|
| LU | MNLI [79], QNLI [58], RTE [17, 28, 7], CoLA [75], SST-2 [65], MRPC [19], QQP, WiC [55], ANLI [51] |
| CR | Winogrande [41], CommonsenseQA [68], Hellaswag [83], Social-IQA [63] |
| QA | OpenBookQA [49], NQ-Open [40], BoolQ [14], ARC-Easy, ARC-Challenge [15] |
| PBC | SciQ [78], PIQA [9] |
| Math | MathQA [3], GSM8K [16] |
| Med | MedMCQA [54], HeadQA [74] |

3 Experiments

In this section, we examine the cross-benchmark ranking agreement of 61 language models across 24 benchmarks. We find that ranking agreement tends to be low, with an average Kendall’s τ of 0.51. We then examine benchmark agreement under a different benchmarking methodology, which we refer to as *train-before-test*. Specifically, we fine-tune on a benchmark’s train set prior to evaluating on said benchmark. Compared to direct evaluation, train-before-test improves cross-benchmark ranking agreement on 95% of the benchmark pairs considered. The improvements in ranking agreement are typically large, with the average Kendall’s τ increasing to 0.74.

We additionally find that train-before-test greatly improves the agreement between perplexity rankings and downstream benchmarks. This result holds consistently across three general domain corpus, newly collected from Wiki, arXiv, and StackExchange. The average Kendall’s τ improves from 0.47 to 0.73 with train-before-test, leading to much better consistency between the training objective and downstream benchmark performance.

Finally, we discuss the implications of increased cross-benchmark agreement. In doing so, we perform Principal Component Analysis (PCA) over the model score matrix comprising all benchmark scores. We then analyze its principal components both under direct model evaluation and train-before-test. We find that train-before-test greatly increases the share of variance explained by the first principal component (PC1), from 69% for direct evaluation to 85% for train-before-test. In both cases, PC1 aligns well with model pre-training compute. By further controlling for model family and only considering QWEN models, we show that the explained variance ratio of PC1 further increases to 93%, making the model-score matrix essentially rank one.

3.1 Experiment Setting

Benchmark selection. We begin our study with the `lm-eval-harness` package [26], which offers a comprehensive suite of language model benchmarks. To accommodate the train-before-test methodology which requires a dedicated training set for fine-tuning, we first identify benchmarks that provide at least 1,000 training examples. This yields a total of 37 benchmarks, which we broadly categorize into 28 likelihood-based and 9 generation-based benchmarks.

Generation-based benchmarks are often computationally intensive to evaluate, as base models

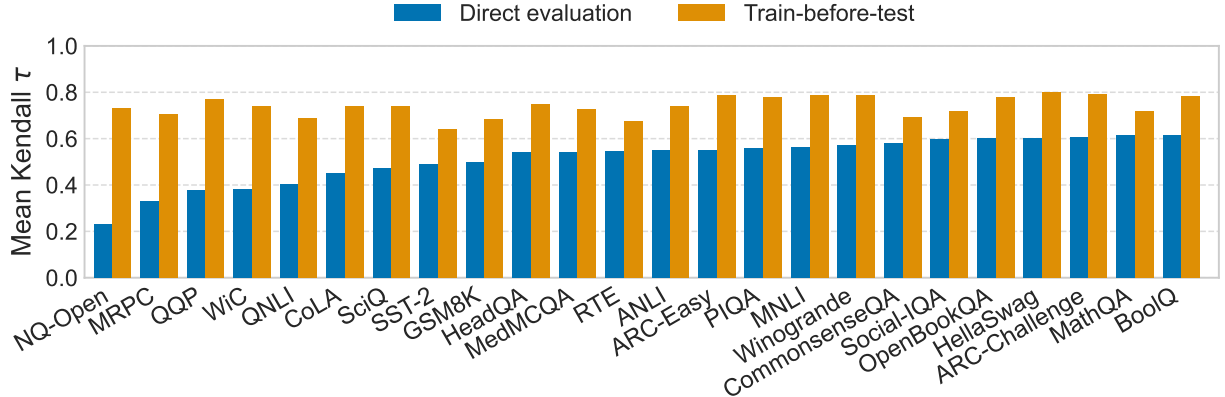


Figure 2: Mean ranking agreement between each benchmark and all others. We calculate Kendall’s τ between each benchmark and every other benchmark, and then average the results. Compared to direct evaluation, train-before-test consistently improves ranking agreement, often by a large margin. A detailed comparison of Kendall’s τ values for every benchmark pair is provided in Appendix B.1. On average, the overall average Kendall’s τ is 0.51 for direct evaluation and 0.74 for train-before-test.

typically generate text until reaching their maximum sequence length. We select only NQ-Open and GSM8K from the generation-based benchmarks, excluding the remaining seven due to computational constraints. Among the likelihood-based benchmarks, we further exclude six due to observed anomalies during fine-tuning, such as a lack of performance improvement in over 20% of models. See Appendix A.1 for additional details.

Our final selection consists of 24 benchmarks covering diverse domains and task types. These benchmarks are primarily multiple-choice question answering benchmarks, with accuracy as the task metric. We categorize all benchmarks by their descriptions, see Table 1.

If a benchmark does not come with a validation split, we randomly allocate 20% of the training data as the validation set. To save computational resources, we cap the number of training data at 50,000, validation data at 1,000, and testing data at 10,000.

Model selection. We consider 61 language models across six model families: LLAMA [29], QWEN [56], GEMMA [71], PYTHIA [8], GPT-2 [57] and Yi [82]. Due to computational constraints, we select models with fewer than 14B parameters. See Table 2 for the full list. We include both base and instruction-tuned models, and use the suffix -IT to denote instruction-tuned models.

Evaluation setup. We evaluate the 61 models across all 24 benchmarks using both direct evaluation and train-before-test evaluation. We use the `lm-eval-harness` library for evaluation. We evaluate models zero-shot [11]. For direct evaluation, we simply evaluate the model as it is. For train-before-test, we fine-tune models for five epochs, and select the best performing checkpoint based on performance on a separate validation set. We therefore fine-tune a total of 61 models on 24 benchmarks, totaling $61 \times 24 = 1,464$ fine-tuned models. We use parameter-efficient fine-tuning (PEFT) [34, 47], with fixed hyperparameters. See more details in Appendix A.3. Each fine-tuned model is then evaluated on the corresponding benchmark’s test set. For each benchmark, we rank

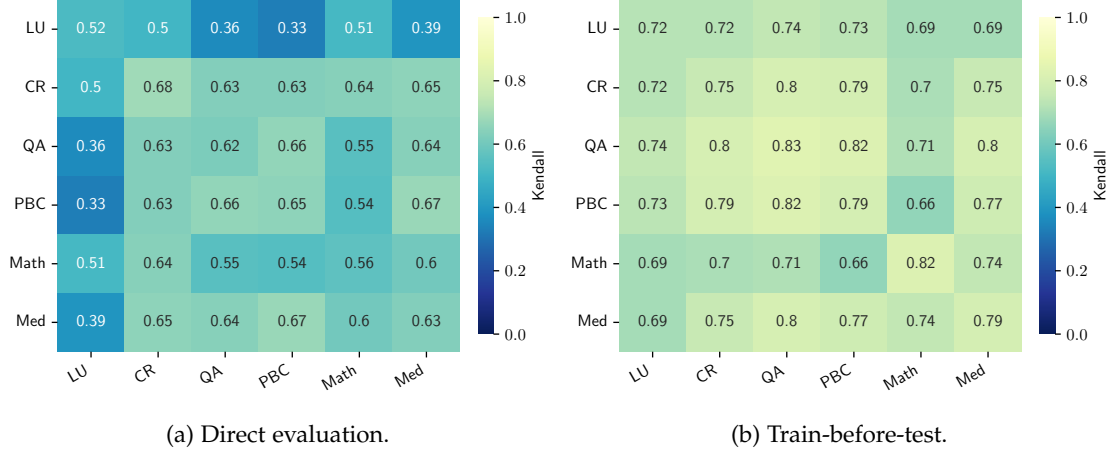


Figure 3: Cross-category ranking agreement for direct evaluation (left) and train-before-test (right). We categorize benchmarks into language understanding (LU), commonsense reasoning (CR), question answering (QA), physics/biology/chemistry (PBC), math (Math), and medicine (Med), see Table 1. Kendall’s τ is averaged across all pairs of benchmarks that belong to two given categories. The diagonal entries represent intra-category agreement and the other entries represent inter-category agreement. Train-before-test improves both intra- and inter-category ranking agreement in all instances.

models according to their performance. We then measure the ranking correlation across pairs of benchmarks using Kendall’s τ [37].

3.2 Downstream Ranking Agreement

As depicted in Figure 2, direct evaluation shows only modest ranking agreement between the 24 benchmarks, with an average Kendall’s τ ranking correlation of 0.51. This lack of agreement across benchmarks complicates model assessment and makes it challenging to aggregate results into a meaningful overall ranking. In contrast, the train-before-test methodology leads to a substantial improvement in ranking agreement. Under this approach, 95% of model pairs show higher Kendall’s τ scores, with the average τ rising from 0.51 to 0.74. This improvement in ranking consistency is highly notable, as it indicates that models that excel on any given benchmark are also likely to excel in many others, thereby simplifying the model selection process for developers. Notably, benchmarks that appeared to be outliers under direct evaluation, such as MRPC and WiC, demonstrate much greater ranking consistency under train-before-test. For example, the average Kendall’s τ between MRPC and all other benchmarks improves dramatically, from 0.23 to 0.73.

We further split all benchmarks into six categories (e.g., language understanding, math), see Table 1. For each category pair, we report in Figure 3 the intra-category average ranking correlations and inter-category average ranking correlations across all relevant benchmark pairs. Consistent with our previous findings, we observe reasonably poor ranking agreements across benchmark categories. While one might expect high intra-category agreement—after all, tasks within the same category tend to be relatively similar—direct evaluation results in low intra-category agreement in many cases. For example, the intra-category mean Kendall’s τ is 0.52 for language understanding and 0.56 for math. This further underscores the difficulty of selecting models based on direct evaluation. Even if the goal is to choose a model that excels not across

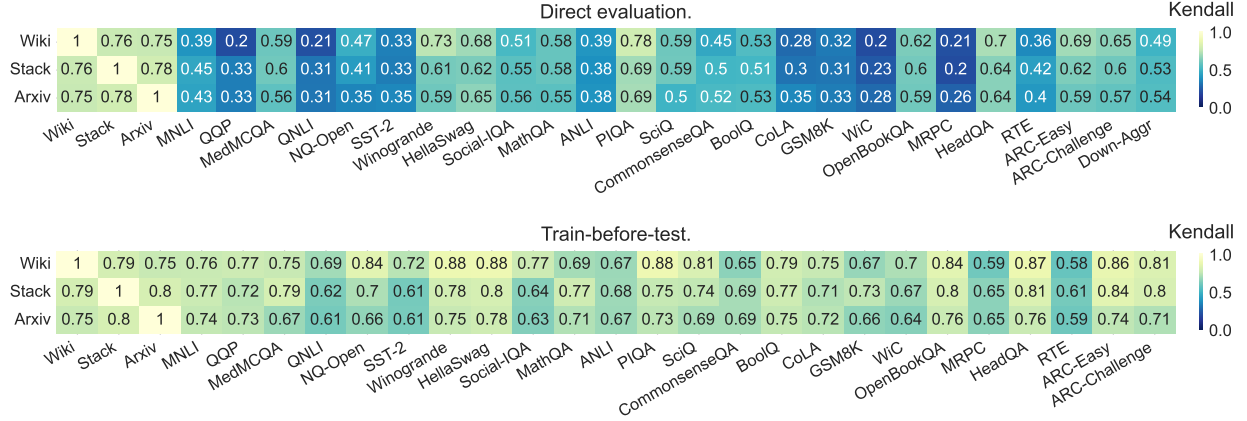


Figure 4: Ranking agreement between perplexity rankings and downstream benchmark rankings under direct evaluation (top) and train-before-test (bottom). Perplexity rankings are consistent with each other under both evaluation schemes, with an average Kendall’s τ of 0.76 and 0.78, respectively. However, for direct evaluation, agreement between perplexity rankings and downstream rankings is low, with an average Kendall’s τ of just 0.47. Fortunately, train-before-test results in much higher agreement between perplexity and downstream evaluations, increasing average Kendall’s τ to 0.73.

all tasks but within a specific domain, the low intra-category agreement makes this decision challenging.

In contrast, train-before-test markedly boosts both intra- and inter-category consistency. For example, the intra-category mean Kendall’s τ for language understanding raises from 0.52 to 0.71, as well as from 0.56 to 0.82 for the math category. Moreover, agreement between categories is often nearly as high as agreement within categories. This suggests that models performing well in one domain tend to also perform well across other domains.

3.3 Perplexity Agreement

We now study the agreement between benchmark rankings and rankings based on perplexity on general domain corpora. To do so, we collect three corpora from Wikipedia, StackExchange, and arXiv, retaining only contents from 2025. More specifically, we collect 3,366 documents for Wiki, 6,001 for StackExchange and 44,384 documents for arXiv. These datasets are split into training, validation, and testing sets, in an 8:1:1 ratio.

We measure perplexity in bits per byte, using the `lm-eval-harness` library. We then construct models rankings based on the perplexity evaluations, and contrast the rankings with those of the downstream benchmarks considered in earlier sections. We exclude the four GEMMA models from these results, as `lm-eval-harness` provides unreliable perplexity measurements for GEMMA models due to its rolling window implementation. See Appendix B.2 for more details.

The results are presented in Figure 4. In contrast to downstream tasks, perplexity rankings demonstrate strong agreement both for direct evaluation and train-before-test. Specifically, the average Kendall’s τ between the perplexity rankings is 0.76 for direct evaluation and 0.78 for train-before-test. We hypothesize that this reasonably strong agreement arises due to the smooth relationship between perplexity evaluations [10, 48].

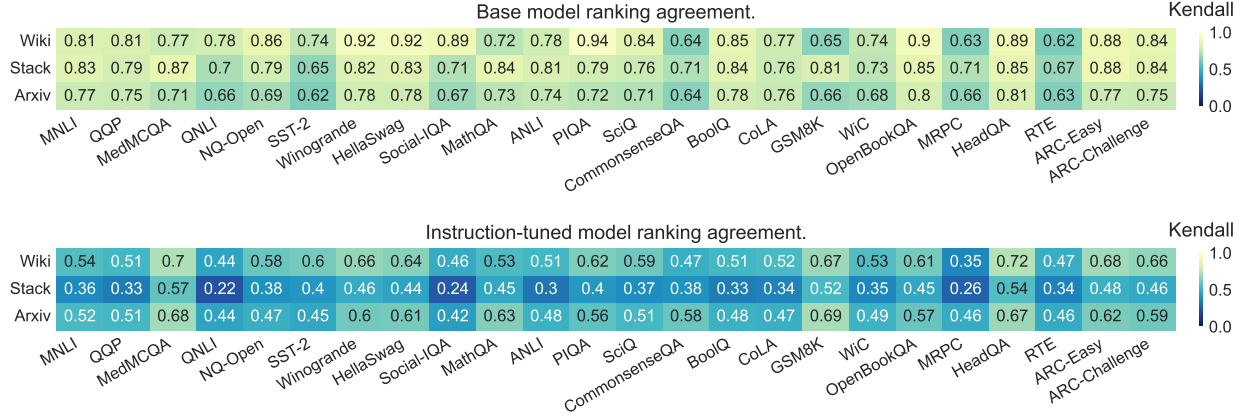


Figure 5: Ranking agreement between perplexity rankings before fine-tuning and downstream benchmark rankings after fine-tuning, for base models (top) and instruction-tuned models (bottom). For base models, perplexity rankings before fine-tuning are consistent with downstream performance rankings after fine-tuning, with an average of Kendall’s τ 0.77. The same does not hold for instruction-tuned models, where the average Kendall’s τ between perplexity rankings and fine-tuning rankings is 0.5.

When comparing ranking agreement between perplexity evaluations and downstream benchmarks, we find that agreement is low under direct evaluation, with a mean Kendall’s τ of 0.47. This lack of agreement is concerning, as it signals a disconnect between the language modelling pre-training objective and downstream benchmark performance. Fortunately, we find that our train-before-test methodology improves ranking agreement substantially, with the mean Kendall’s τ ranking correlation between perplexity rankings and benchmark rankings rising to 0.73. This finding is reassuring: a light amount of fine-tuning on task data is sufficient to align the language modeling training objective with downstream performance. Moreover, we find that ranking agreement between perplexity and downstream evaluations is roughly similar to agreement across downstream evaluations. This suggests that, despite perplexity typically not being used for benchmarking purposes, it can be as effective a ranking metric as benchmark evaluations.

Drawing inspiration from prior work [45, 80, 24, 21], we further examine the correlation between model rankings according to *average* perplexity across the three text corpora and *average* downstream performance across the 24 benchmarks. Gadre et al. (2024, [24]) show that, when models are trained on the same pretraining data, perplexity is well-correlated with aggregate benchmark performance. Our setup differs in that we consider a diverse set of model families, each trained on different pretraining data. Under direct evaluation, we find that the ranking correlation is modest, with a Kendall’s τ of only 0.56. We hypothesize that this relatively weak agreement is due to differences in pretraining data and instruction tuning, resulting in varying levels of exposure to benchmark tasks during training [20]. Fortunately, when applying our train-before-test methodology, the ranking correlation between average perplexity and average downstream performance improves substantially, with Kendall’s τ increasing from 0.56 to 0.82.

We additionally examine the agreement between perplexity prior to fine-tuning and downstream task performance after fine-tuning. That is, between direct evaluation perplexity rankings and train-before-test downstream performance rankings. We plot such ranking agreement in Figure 5, dividing models into base models and instruction-tuned models. We find that, for base

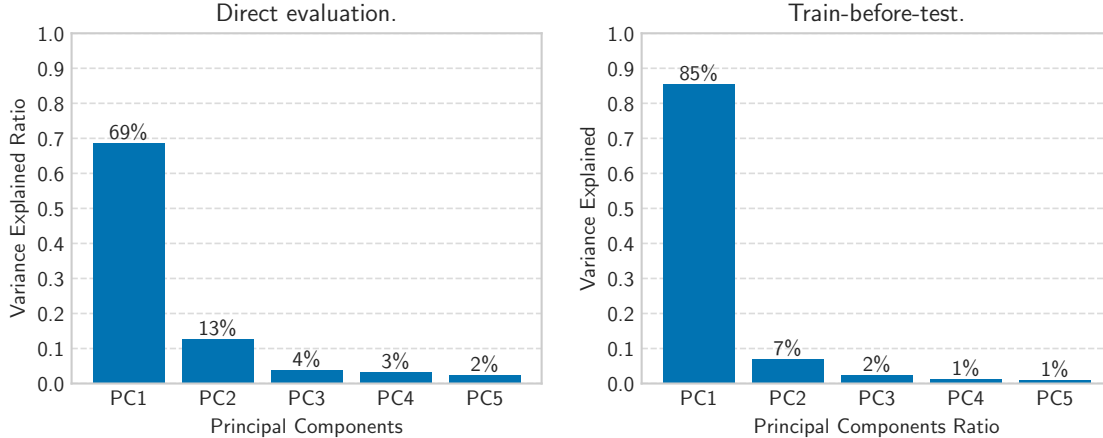


Figure 6: Explained variance ratios of the top five principal components of the benchmark score matrix, under direct evaluation (left) and train-before-test (right). Train-before-test substantially increases the amount of variance explained by the first principal component, from 69% to 85%

models, perplexity prior to fine-tuning is a strong indicator of task performance after fine-tuning. This indicates that, for base models, direct evaluation of perplexity is already a reasonably reliable metric for ranking models. However, the same does not hold for instruction-tuned models. We find that instruction-tuning renders perplexity rankings unreliable, as ranking agreement is low across the board. This is to be expected: instruction fine-tuning tends to increase both benchmark performance and perplexity on general text corpora, thus clouding the relationship between perplexity and downstream evaluations. Fortunately, as shown earlier, train-before-test restores high ranking agreement between perplexity evaluations and downstream task performance.

3.4 Low-Ranked Model Score Matrix

So far, we have shown that the train-before-test methodology significantly improves cross-benchmark ranking agreement. We now examine the implications of this finding by analyzing the resulting matrix of model scores, where each entry (i, j) corresponds to the performance of model j on a benchmark i . We use Principal Component Analysis (PCA) to examine the structure of the matrix of model scores.

Figure 6 shows the explained variance ratios of the first five principal components. These results support previous findings that the score matrix is of low rank [61]. Under direct evaluation, the first five components account for 91% of the total variance. A similar trend is observed for train-before-test scores, where the first five components explain 97% of the variance. Notably, under train-before-test, the first principal component (PC1) captures a significantly larger share of the variance: 85%, compared to 69% for direct evaluation.

Prior works interpret PC1 scores as an indication of general capability, with later principal components denoting domain-specific capabilities not captured by PC1 (e.g., reasoning ability, coding ability) [61, 12]. Contrary to the popular notion that the performance of LLMs is governed by multiple axes of capability [61, 12], our results highlight the dominance of a single principal axis of general capability.

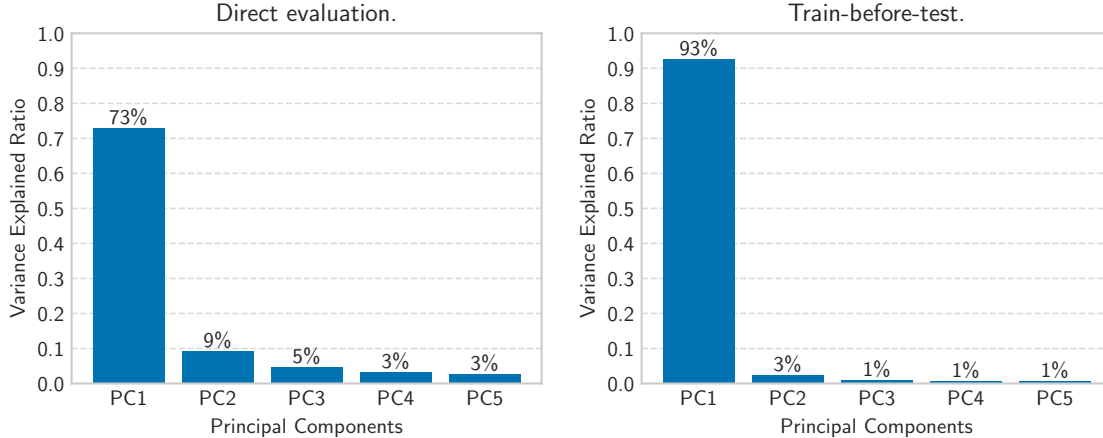


Figure 8: Explained variance ratios of the top five principal components of the QWEN score matrix. For train-before-test, the explained variance ratio of PC1 increases to 93%, making the QWEN score matrix essentially rank one.

It is of no surprise that PC1 positively correlates with pre-training compute, as shown in Figure 7¹, which have been identified as crucial to model performances [36]. However, the exact interpretation of PC1 remains open to debate. It could be model scale [36], general capability [61], or another factor entirely. Nonetheless, it is evident that PC1 is strongly linked with model performance—particularly under the train-before-test methodology—and thus might serve as an effective target for guiding further model development. See detailed PC1 scores in Figure 11.

Case study for Qwen models. We repeat our PCA analysis on the score matrix containing only QWEN models, depicted in Figure 8. Remarkably, we find that PC1 for train-before-test explains 93% of the variance, roughly as much as the variance explained by the top four principal components under direct evaluation. That is, whereas for direct evaluation the score matrix is low-rank; train-before-test renders the score matrix essentially rank one.

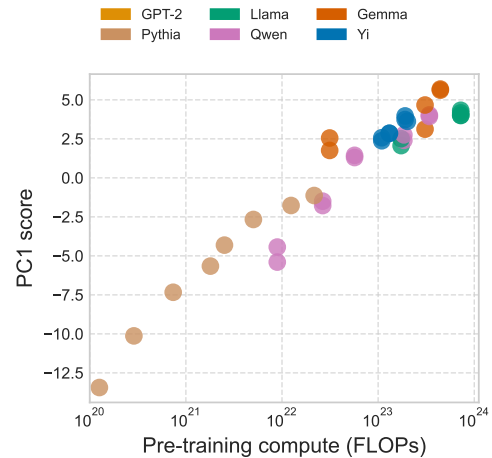


Figure 7: PC1 scores under train-before-test align with the pre-training compute.

4 Discussion, limitations, and conclusion

Train-before-test harmonizes model rankings across numerous benchmarks we evaluated. Put differently, it endows model rankings with external validity they lack under direct evaluation. In turn, this greatly increases the utility of benchmarks for reliable model comparisons and model selection. To play devil’s advocate, however, one might ask why do we need ranking consistency

¹We only plot models whose number of training tokens is publicly available. See Table 4 for details.

if we can just look at the benchmark that best fits a downstream application? First, we show that even benchmarks that aim to capture the same task give contradictory rankings. Second, there will never be a perfect match between a benchmark and the downstream application. We must therefore always rely on some form of external validity, specifically, that the ranking transfers gracefully to other settings. Third, practitioners typically specialize any chosen model to their application. This makes direct evaluation numbers irrelevant, anyway.

Limitations. Train-before-test requires that we fine-tune models on agreed upon task-specific data prior to evaluation. This certainly increases the cost of evaluation and might be too costly in some cases. On the other hand, it also points to interesting avenues for future work on how to implement train-before-test most efficiently. A second problem is that, unfortunately, many benchmarks no longer come with training data, making it more difficult to apply train-before-test. In light of our findings, we recommend that future benchmarks provide fine-tuning data for the benchmark. A third limitation is that some commercial model providers do not easily allow fine-tuning of their models. We contend that in this case the problem is with the model provider. There is clearly scientific value in creating an ecosystem of models that can be fine-tuned. Train-before-test evaluation creates additional incentives for making models easy to fine-tune.

Conclusion. On the whole, we believe that train-before-test is a sound recommendation for the evaluation ecosystem that can help address some of its serious problems.

Acknowledgement

We thank Yatong Chen, Florian Dorner, Mina Remeli and Jiduan Wu for helpful discussions and feedback on draft versions of this work.

References

- [1] Ehab A AlBadawy, Ashirbani Saha, and Maciej A Mazurowski. Deep learning for segmentation of brain tumors: Impact of cross-institutional training and testing. *Medical physics*, 45(3):1150–1158, 2018.
- [2] Alon Albalak, Yanai Elazar, Sang Michael Xie, Shayne Longpre, Nathan Lambert, Xinyi Wang, Niklas Muennighoff, Bairu Hou, Liangming Pan, Haewon Jeong, et al. A survey on data selection for language models. *Transactions on Machine Learning Research*, 2025.
- [3] Aida Amini, Saadia Gabriel, Peter Lin, Rik Koncel-Kedziorski, Yejin Choi, and Hannaneh Hajishirzi. Mathqa: Towards interpretable math word problem solving with operation-based formalisms, 2019.
- [4] Kenneth J. Arrow. *Social Choice and Individual Values*. Wiley, 1951.
- [5] Andrei Barbu, David Mayo, Julian Alverio, William Luo, Christopher Wang, Dan Gutfreund, Josh Tenenbaum, and Boris Katz. Objectnet: A large-scale bias-controlled dataset for pushing the limits of object recognition models. *Advances in neural information processing systems*, 32, 2019.

- [6] Edward Beeching, Clémentine Fourrier, Nathan Habib, Sheon Han, Nathan Lambert, Nazneen Rajani, Omar Sanseviero, Lewis Tunstall, and Thomas Wolf. Open llm leaderboard. https://huggingface.co/spaces/HuggingFaceH4/open_llm_leaderboard, 2023.
- [7] Luisa Bentivogli, Ido Dagan, Hoa Trang Dang, Danilo Giampiccolo, and Bernardo Magnini. The fifth PASCAL recognizing textual entailment challenge. In *Text Analysis Conference (TAC)*, 2009.
- [8] Stella Biderman, Hailey Schoelkopf, Quentin G. Anthony, Herbie Bradley, Kyle O’Brien, Eric Hallahan, Mohammad Aflah Khan, Shivanshu Purohit, USVSN Sai Prashanth, Edward Raff, Aviya Skowron, Lintang Sutawika, and Oskar van der Wal. Pythia: A suite for analyzing large language models across training and scaling. *ArXiv*, abs/2304.01373, 2023.
- [9] Yonatan Bisk, Rowan Zellers, Ronan Le Bras, Jianfeng Gao, and Yejin Choi. Piqa: Reasoning about physical commonsense in natural language, 2019.
- [10] David Brandfonbrener, Nikhil Anand, Nikhil Vyas, Eran Malach, and Sham Kakade. Loss-to-loss prediction: Scaling laws for all datasets. *arXiv preprint arXiv:2411.12925*, 2024.
- [11] Tom B. Brown, Benjamin Mann, Nick Ryder, Melanie Subbiah, Jared Kaplan, Prafulla Dhariwal, Arvind Neelakantan, Pranav Shyam, Girish Sastry, Amanda Askell, Sandhini Agarwal, Ariel Herbert-Voss, Gretchen Krueger, Tom Henighan, Rewon Child, Aditya Ramesh, Daniel M. Ziegler, Jeff Wu, Clemens Winter, Christopher Hesse, Mark Chen, Eric Sigler, Ma teusz Litwin, Scott Gray, Benjamin Chess, Jack Clark, Christopher Berner, Sam McCandlish, Alec Radford, Ilya Sutskever, and Dario Amodei. Language models are few-shot learners. *ArXiv*, abs/2005.14165, 2020.
- [12] Ryan Burnell, Hank Hao, Andrew R. A. Conway, and José Hernández Orallo. Revealing the structure of language model capabilities. *ArXiv*, abs/2306.10062, 2023.
- [13] J Quiñero Candela, Masashi Sugiyama, Anton Schwaighofer, and Neil D Lawrence. Dataset shift in machine learning. *The MIT Press*, 1:5, 2009.
- [14] Christopher Clark, Kenton Lee, Ming-Wei Chang, Tom Kwiatkowski, Michael Collins, and Kristina Toutanova. Boolq: Exploring the surprising difficulty of natural yes/no questions, 2019.
- [15] Peter Clark, Isaac Cowhey, Oren Etzioni, Tushar Khot, Ashish Sabharwal, Carissa Schoenick, and Oyvind Tafjord. Think you have solved question answering? try arc, the ai2 reasoning challenge. *arXiv:1803.05457v1*, 2018.
- [16] Karl Cobbe, Vineet Kosaraju, Mo Bavarian, Mark Chen, Heewoo Jun, Lukasz Kaiser, Matthias Plappert, Jerry Tworek, Jacob Hilton, Reiichiro Nakano, Christopher Hesse, and John Schulman. Training verifiers to solve math word problems. *ArXiv*, abs/2110.14168, 2021.
- [17] Ido Dagan, Oren Glickman, and Bernardo Magnini. The PASCAL recognising textual entailment challenge. In *Machine learning challenges. evaluating predictive uncertainty, visual object classification, and recognising textual entailment*, pages 177–190. Springer, 2006.

- [18] Jia Deng, Wei Dong, Richard Socher, Li-Jia Li, Kai Li, and Li Fei-Fei. Imagenet: A large-scale hierarchical image database. In *2009 IEEE conference on computer vision and pattern recognition*, pages 248–255. Ieee, 2009.
- [19] William B Dolan and Chris Brockett. Automatically constructing a corpus of sentential paraphrases. In *Proceedings of the International Workshop on Paraphrasing*, 2005.
- [20] Ricardo Dominguez-Olmedo, Florian E Dorner, and Moritz Hardt. Training on the test task confounds evaluation and emergence. *arXiv preprint arXiv:2407.07890*, 2024.
- [21] Zhengxiao Du, Aohan Zeng, Yuxiao Dong, and Jie Tang. Understanding emergent abilities of language models from the loss perspective. In *The Thirty-eighth Annual Conference on Neural Information Processing Systems*, 2024.
- [22] Clémentine Fourrier, Nathan Habib, Alina Lozovskaya, Konrad Szafer, and Thomas Wolf. Open llm leaderboard v2. <https://huggingface.co/spaces/open-llm-leaderboard/open-llm-leaderboard>, 2024.
- [23] Samir Yitzhak Gadre, Gabriel Ilharco, Alex Fang, Jonathan Hayase, Georgios Smyrnis, Thao Nguyen, Ryan Marten, Mitchell Wortsman, Dhruva Ghosh, Jieyu Zhang, Eyal Orgad, Rahim Entezari, Giannis Daras, Sarah Pratt, Vivek Ramanujan, Yonatan Bitton, Kalyani Marathe, Stephen Mussmann, Richard Vencu, Mehdi Cherti, Ranjay Krishna, Pang Wei Koh, Olga Saukh, Alexander J. Ratner, Shuran Song, Hannaneh Hajishirzi, Ali Farhadi, Romain Beaumont, Sewoong Oh, Alexandros G. Dimakis, Jenia Jitsev, Yair Carmon, Vaishaal Shankar, and Ludwig Schmidt. Datacomp: In search of the next generation of multimodal datasets. *ArXiv*, abs/2304.14108, 2023.
- [24] Samir Yitzhak Gadre, Georgios Smyrnis, Vaishaal Shankar, Suchin Gururangan, Mitchell Wortsman, Rulin Shao, Jean-Pierre Mercat, Alex Fang, Jeffrey Li, Sedrick Scott Keh, Rui Xin, Marianna Nezhurina, Igor Vasiljevic, Jenia Jitsev, Alexandros G. Dimakis, Gabriel Ilharco, Shuran Song, Thomas Kollar, Yair Carmon, Achal Dave, Reinhard Heckel, Niklas Muennighoff, and Ludwig Schmidt. Language models scale reliably with over-training and on downstream tasks. *ArXiv*, abs/2403.08540, 2024.
- [25] Deep Ganguli, Danny Hernandez, Liane Lovitt, Amanda Askell, Yuntao Bai, Anna Chen, Tom Conerly, Nova Dassarma, Dawn Drain, Nelson Elhage, et al. Predictability and surprise in large generative models. In *Proceedings of the 2022 ACM Conference on Fairness, Accountability, and Transparency*, pages 1747–1764, 2022.
- [26] Leo Gao, Jonathan Tow, Baber Abbasi, Stella Biderman, Sid Black, Anthony DiPofi, Charles Foster, Laurence Golding, Jeffrey Hsu, Alain Le Noac’h, Haonan Li, Kyle McDonell, Niklas Muennighoff, Chris Ociepa, Jason Phang, Laria Reynolds, Hailey Schoelkopf, Aviya Skowron, Lintang Sutawika, Eric Tang, Anish Thite, Ben Wang, Kevin Wang, and Andy Zou. A framework for few-shot language model evaluation, 12 2023.
- [27] Adhiraj Ghosh, Sebastian Dziadzio, Ameya Prabhu, Vishaal Udandara, Samuel Albanie, and Matthias Bethge. Onebench to test them all: Sample-level benchmarking over open-ended capabilities. *arXiv preprint arXiv:2412.06745*, 2024.

- [28] Danilo Giampiccolo, Bernardo Magnini, Ido Dagan, and Bill Dolan. The third PASCAL recognizing textual entailment challenge. In *Proceedings of the ACL-PASCAL workshop on textual entailment and paraphrasing*, pages 1–9. Association for Computational Linguistics, 2007.
- [29] Aaron Grattafiori, Abhimanyu Dubey, Abhinav Jauhri, Abhinav Pandey, Abhishek Kadian, Ahmad Al-Dahle, Aiesha Letman, Akhil Mathur, Alan Schelten, Alex Vaughan, et al. The llama 3 herd of models. *arXiv preprint arXiv:2407.21783*, 2024.
- [30] Daya Guo, Dejian Yang, Haowei Zhang, Junxiao Song, Ruoyu Zhang, Runxin Xu, Qihao Zhu, Shiron Ma, Peiyi Wang, Xiao Bi, et al. Deepseek-r1: Incentivizing reasoning capability in llms via reinforcement learning. *arXiv preprint arXiv:2501.12948*, 2025.
- [31] Moritz Hardt. The emerging science of machine learning benchmarks. Online at <https://mlbenchmarks.org>, 2025. Manuscript.
- [32] Moritz Hardt and Benjamin Recht. *Patterns, predictions, and actions: Foundations of machine learning*. Princeton University Press, 2022.
- [33] Dan Hendrycks, Collin Burns, Steven Basart, Andy Zou, Mantas Mazeika, Dawn Xiaodong Song, and Jacob Steinhardt. Measuring massive multitask language understanding. *ArXiv*, abs/2009.03300, 2020.
- [34] J. Edward Hu, Yelong Shen, Phillip Wallis, Zeyuan Allen-Zhu, Yuanzhi Li, Shean Wang, and Weizhu Chen. Lora: Low-rank adaptation of large language models. *ArXiv*, abs/2106.09685, 2021.
- [35] Maggie Huan, Yuetai Li, Tuney Zheng, Xiaoyu Xu, Seungone Kim, Minxin Du, Radha Poovendran, Graham Neubig, and Xiang Yue. Does math reasoning improve general llm capabilities? understanding transferability of llm reasoning. *arXiv preprint arXiv:2507.00432*, 2025.
- [36] Jared Kaplan, Sam McCandlish, Tom Henighan, Tom B Brown, Benjamin Chess, Rewon Child, Scott Gray, Alec Radford, Jeffrey Wu, and Dario Amodei. Scaling laws for neural language models. *arXiv preprint arXiv:2001.08361*, 2020.
- [37] Maurice G Kendall. A new measure of rank correlation. *Biometrika*, 30(1-2):81–93, 1938.
- [38] Maurice G Kendall. The treatment of ties in ranking problems. *Biometrika*, 33(3):239–251, 1945.
- [39] Simon Kornblith, Jonathon Shlens, and Quoc V Le. Do better imagenet models transfer better? In *Proceedings of the IEEE/CVF conference on computer vision and pattern recognition*, pages 2661–2671, 2019.
- [40] Tom Kwiatkowski, Jennimaria Palomaki, Olivia Redfield, Michael Collins, Ankur Parikh, Chris Alberti, Danielle Epstein, Illia Polosukhin, Jacob Devlin, Kenton Lee, Kristina Toutanova, Llion Jones, Matthew Kelcey, Ming-Wei Chang, Andrew M. Dai, Jakob Uszkoreit, Quoc Le, and Slav Petrov. Natural questions: A benchmark for question answering research. *Transactions of the Association for Computational Linguistics*, 7:452–466, 2019.

- [41] Hector J Levesque, Ernest Davis, and Leora Morgenstern. The Winograd schema challenge. In *AAAI Spring Symposium: Logical Formalizations of Commonsense Reasoning*, volume 46, page 47, 2011.
- [42] Percy Liang, Rishi Bommasani, Tony Lee, Dimitris Tsipras, Dilara Soylu, Michihiro Yasunaga, Yian Zhang, Deepak Narayanan, Yuhuai Wu, Ananya Kumar, et al. Holistic evaluation of language models. *Annals of the New York Academy of Sciences*, 1525:140 – 146, 2023.
- [43] Thomas Liao, Rohan Taori, Inioluwa Deborah Raji, and Ludwig Schmidt. Are we learning yet? a meta review of evaluation failures across machine learning. In *Thirty-fifth Conference on Neural Information Processing Systems Datasets and Benchmarks Track (Round 2)*, 2021.
- [44] Mark Liberman. Obituary: Fred jelinek. *Computational Linguistics*, 36(4):595–599, 2010.
- [45] Hong Liu, Sang Michael Xie, Zhiyuan Li, and Tengyu Ma. Same pre-training loss, better downstream: Implicit bias matters for language models. In *International Conference on Machine Learning*, pages 22188–22214. PMLR, 2023.
- [46] Nicholas Lourie, Michael Y Hu, and Kyunghyun Cho. Scaling laws are unreliable for downstream tasks: A reality check. *arXiv preprint arXiv:2507.00885*, 2025.
- [47] Sourab Mangrulkar, Sylvain Gugger, Lysandre Debut, Younes Belkada, Sayak Paul, and Benjamin Bossan. Peft: State-of-the-art parameter-efficient fine-tuning methods. <https://github.com/huggingface/peft>, 2022.
- [48] Prasanna Mayilvahanan, Thaddäus Wiedemer, Sayak Mallick, Matthias Bethge, and Wieland Brendel. Llms on the line: Data determines loss-to-loss scaling laws. In *Forty-second International Conference on Machine Learning*, 2025.
- [49] Todor Mihaylov, Peter Clark, Tushar Khot, and Ashish Sabharwal. Can a suit of armor conduct electricity? a new dataset for open book question answering. In Ellen Riloff, David Chiang, Julia Hockenmaier, and Jun’ichi Tsujii, editors, *Proceedings of the 2018 Conference on Empirical Methods in Natural Language Processing*, pages 2381–2391, Brussels, Belgium, October-November 2018. Association for Computational Linguistics.
- [50] John Miller, Karl Krauth, Benjamin Recht, and Ludwig Schmidt. The effect of natural distribution shift on question answering models. In *International conference on machine learning*, pages 6905–6916. PMLR, 2020.
- [51] Yixin Nie, Adina Williams, Emily Dinan, Mohit Bansal, Jason Weston, and Douwe Kiela. Adversarial nli: A new benchmark for natural language understanding, 2020.
- [52] OpenAI. Gpt-4 technical report. *arXiv*, 2023.
- [53] David Owen. How predictable is language model benchmark performance? *ArXiv*, abs/2401.04757, 2024.
- [54] Ankit Pal, Logesh Kumar Umapathi, and Malaikannan Sankarasubbu. Medmcqa : A large-scale multi-subject multi-choice dataset for medical domain question answering, 2022.

- [55] Mohammad Taher Pilehvar and Jose Camacho-Collados. Wic: the word-in-context dataset for evaluating context-sensitive meaning representations. *arXiv preprint arXiv:1808.09121*, 2018.
- [56] Qwen, :, An Yang, Baosong Yang, Beichen Zhang, Binyuan Hui, Bo Zheng, Bowen Yu, Chengyuan Li, Dayiheng Liu, Fei Huang, Haoran Wei, Huan Lin, Jian Yang, Jianhong Tu, Jianwei Zhang, Jianxin Yang, Jiaxi Yang, Jingren Zhou, Junyang Lin, Kai Dang, Keming Lu, Keqin Bao, Kexin Yang, Le Yu, Mei Li, Mingfeng Xue, Pei Zhang, Qin Zhu, Rui Men, Runji Lin, Tianhao Li, Tianyi Tang, Tingyu Xia, Xingzhang Ren, Xuancheng Ren, Yang Fan, Yang Su, Yichang Zhang, Yu Wan, Yuqiong Liu, Zeyu Cui, Zhenru Zhang, and Zihan Qiu. Qwen2.5 technical report, 2025.
- [57] Alec Radford, Jeff Wu, Rewon Child, David Luan, Dario Amodei, and Ilya Sutskever. Language models are unsupervised multitask learners. In *OpenAI Technical Report*, 2019. OpenAI technical report.
- [58] Pranav Rajpurkar, Jian Zhang, Konstantin Lopyrev, and Percy Liang. SQuAD: 100,000+ questions for machine comprehension of text. In *Proceedings of EMNLP*, pages 2383–2392. Association for Computational Linguistics, 2016.
- [59] Aditya Ramesh, Mikhail Pavlov, Gabriel Goh, Scott Gray, Chelsea Voss, Alec Radford, Mark Chen, and Ilya Sutskever. Zero-shot text-to-image generation. *ArXiv*, abs/2102.12092, 2021.
- [60] Benjamin Recht, Rebecca Roelofs, Ludwig Schmidt, and Vaishaal Shankar. Do imagenet classifiers generalize to imagenet?, 2019.
- [61] Yangjun Ruan, Chris J. Maddison, and Tatsunori B. Hashimoto. Observational scaling laws and the predictability of language model performance. *ArXiv*, abs/2405.10938, 2024.
- [62] Olawale Salaudeen and Moritz Hardt. Imagenot: A contrast with imagenet preserves model rankings. *arXiv preprint arXiv:2404.02112*, 2024.
- [63] Maarten Sap, Hannah Rashkin, Derek Chen, Ronan LeBras, and Yejin Choi. Socialliqa: Commonsense reasoning about social interactions, 2019.
- [64] Tal Shnitzer, Anthony Ou, M’irian Silva, Kate Soule, Yuekai Sun, Justin Solomon, Neil Thompson, and Mikhail Yurochkin. Large language model routing with benchmark datasets. *ArXiv*, abs/2309.15789, 2023.
- [65] Richard Socher, Alex Perelygin, Jean Wu, Jason Chuang, Christopher D Manning, Andrew Ng, and Christopher Potts. Recursive deep models for semantic compositionality over a sentiment treebank. In *Proceedings of EMNLP*, pages 1631–1642, 2013.
- [66] Aarohi Srivastava, Abhinav Rastogi, Abhishek Rao, Abu Awal Md Shoeb, Abubakar Abid, Adam Fisch, Adam R Brown, Adam Santoro, Aditya Gupta, Adrià Garriga-Alonso, et al. Beyond the imitation game: Quantifying and extrapolating the capabilities of language models. *ArXiv*, abs/2206.04615, 2022.
- [67] Mirac Suzgun, Nathan Scales, Nathanael Scharli, Sebastian Gehrmann, Yi Tay, Hyung Won Chung, Aakanksha Chowdhery, Quoc V. Le, Ed H. Chi, Denny Zhou, and Jason Wei. Challenging big-bench tasks and whether chain-of-thought can solve them. In *Annual Meeting of the Association for Computational Linguistics*, 2022.

- [68] Alon Talmor, Jonathan Herzig, Nicholas Lourie, and Jonathan Berant. Commonsenseqa: A question answering challenge targeting commonsense knowledge, 2019.
- [69] Rohan Taori, Achal Dave, Vaishal Shankar, Nicholas Carlini, Benjamin Recht, and Ludwig Schmidt. Measuring robustness to natural distribution shifts in image classification. *Advances in Neural Information Processing Systems*, 33:18583–18599, 2020.
- [70] Gemini Team. Gemini: A family of highly capable multimodal models. *arXiv*, 2023.
- [71] Gemma Team, Morgane Riviere, Shreya Pathak, Pier Giuseppe Sessa, Cassidy Hardin, Surya Bhupatiraju, Léonard Hussenot, Thomas Mesnard, Bobak Shahriari, Alexandre Ramé, et al. Gemma 2: Improving open language models at a practical size. *arXiv preprint arXiv:2408.00118*, 2024.
- [72] Antonio Torralba and Alexei A Efros. Unbiased look at dataset bias. In *CVPR 2011*, pages 1521–1528. IEEE, 2011.
- [73] Dimitris Tsipras, Shibani Santurkar, Logan Engstrom, Andrew Ilyas, and Aleksander Madry. From imagenet to image classification: Contextualizing progress on benchmarks. In *International Conference on Machine Learning*, 2020.
- [74] David Vilares and Carlos Gómez-Rodríguez. HEAD-QA: A healthcare dataset for complex reasoning. In *Proceedings of the 57th Annual Meeting of the Association for Computational Linguistics*, pages 960–966, Florence, Italy, July 2019. Association for Computational Linguistics.
- [75] Alex Warstadt, Amanpreet Singh, and Samuel R. Bowman. Neural network acceptability judgments. *arXiv preprint 1805.12471*, 2018.
- [76] Jason Wei, Yi Tay, Rishi Bommasani, Colin Raffel, Barret Zoph, Sebastian Borgeaud, Dani Yogatama, Maarten Bosma, Denny Zhou, Donald Metzler, et al. Emergent abilities of large language models. *Transactions on Machine Learning Research*, 2022.
- [77] Laura Weidinger, Deborah Raji, Hanna Wallach, Margaret Mitchell, Angelina Wang, Olawale Salaudeen, Rishi Bommasani, Sayash Kapoor, Deep Ganguli, Sanmi Koyejo, and William Isaac. Toward an evaluation science for generative ai systems. *ArXiv*, abs/2503.05336, 2025.
- [78] Johannes Welbl, Nelson F. Liu, and Matt Gardner. Crowdsourcing multiple choice science questions, 2017.
- [79] Adina Williams, Nikita Nangia, and Samuel R. Bowman. A broad-coverage challenge corpus for sentence understanding through inference. In *Proceedings of NAACL-HLT*, 2018.
- [80] Mengzhou Xia, Mikel Artetxe, Chunting Zhou, Xi Victoria Lin, Ramakanth Pasunuru, Danqi Chen, Luke Zettlemoyer, and Veselin Stoyanov. Training trajectories of language models across scales. In *The 61st Annual Meeting Of The Association For Computational Linguistics*, 2023.
- [81] Chhavi Yadav and Léon Bottou. Cold case: The lost mnist digits. In *Neural Information Processing Systems*, 2019.

- [82] 01.AI Alex Young, Bei Chen, Chao Li, Chengen Huang, Ge Zhang, Guanwei Zhang, Heng Li, Jiangcheng Zhu, Jianqun Chen, Jing Chang, Kaidong Yu, Peng Liu, Qiang Liu, Shawn Yue, Senbin Yang, Shiming Yang, Tao Yu, Wen Xie, Wenhao Huang, Xiaohui Hu, Xiaoyi Ren, Xinyao Niu, Pengcheng Nie, Yuchi Xu, Yudong Liu, Yue Wang, Yuxuan Cai, Zhenyu Gu, Zhiyuan Liu, and Zonghong Dai. Yi: Open foundation models by 01.ai. *ArXiv*, abs/2403.04652, 2024.
- [83] Rowan Zellers, Ari Holtzman, Yonatan Bisk, Ali Farhadi, and Yejin Choi. Hellaswag: Can a machine really finish your sentence?, 2019.
- [84] Guanhua Zhang and Moritz Hardt. Inherent trade-offs between diversity and stability in multi-task benchmarks. *arXiv preprint arXiv:2405.01719*, 2024.
- [85] Jieyu Zhang, Weikai Huang, Zixian Ma, Oscar Michel, Dong He, Tanmay Gupta, Wei-Chiu Ma, Ali Farhadi, Aniruddha Kembhavi, and Ranjay Krishna. Task me anything. *ArXiv*, abs/2406.11775, 2024.

Table 2: Models considered, categorized by model family.

| Family | Model Name Suffix |
|-------------|---|
| LLAMA- [29] | 3-8B, 3.1-8B, 3.2-1B, 3.2-3B, 3-8B-IT, 3.1-8B-IT, 3.2-1B-IT, 3.2-3B-IT |
| QWEN- [56] | 1.5-0.5B, 1.5-1.8B, 1.5-4B, 1.5-7B, 1.5-14B, 2-0.5B, 2-1.5B, 2-7B, 2.5-0.5B, 2.5-1.5B, 2.5-3B, 2.5-7B, 2.5-14B, 1.5-0.5B-IT, 1.5-1.8B-IT, 1.5-4B-IT, 1.5-7B-IT, 1.5-14B-IT, 2-0.5B-IT, 2-1.5B-IT, 2-7B-IT, 2.5-0.5B-IT, 2.5-1.5B-IT, 2.5-3B-IT, 2.5-7B-IT, 2.5-14B-IT |
| GEMMA- [71] | 2B, 7B, 2-2B, 2-9B, 2B-IT, 7B-IT, 2-2B-IT, 2-9B-IT |
| GPT2- [57] | 124M, 335M, 774M, 1.5B |
| PYTHIA- [8] | 70M, 160M, 410M, 1B, 1.4B, 2.8B, 6.9B, 12B |
| YI- [82] | 6B, 9B, 6B-IT, 1.5-6B, 1.5-9B, 1.5-6B-IT, 1.5-9B-IT |

A Additional Experiment Setting

A.1 Benchmark Selection

Language model evaluations can be broadly classified into likelihood-based and generation-based. Likelihood-based evaluations test for the likelihood of different completions given some input string; for example, different answer choices given a multiple-choice input question. Since the number of completions is usually small, likelihood-based evaluations are generally compute-efficient. Generation-based evaluations, in contrast, generate some output response given an input query. If responses tend to be long, then generation-based evaluations naturally become compute-intensive. This is particularly true for base models, which are usually not trained for instruction following and therefore continue to generate tokens until hitting their maximum token limit.

Due to computational constraints, we exclude seven generation-based benchmarks, Drop, CoQa, ReCoRD, bAbi, WebQA, TriviaQA and Fld-Default. Nevertheless, we retain two widely used generation-based benchmarks, GSM8K and NQ-Open, in our experiments.

We additionally excluded five benchmarks due to anomalies observed during fine-tuning: MedQA-40options, LogiQA, Mutual, Mela-EN, and Swag. For these benchmarks, more than 20% of models showed no performance improvement after fine-tuning.

We also excluded Paws-EN, as its corresponding model ranking under direct evaluation was negatively correlated (Kendall’s τ less than zero) with 23 out of 24 other benchmarks. We attribute this anomaly to the unusual prompting template used by lm-eval-harness.

A.2 Model Selection

See Table 2 for the complete list of models used in our experiments.

A.3 Evaluation Setup

For our train-before-test evaluations, we fine-tune each model for five epochs and select the best-performing checkpoint based on evaluations on a separate validation set. To reduce memory

consumption, we employ parameter-efficient fine-tuning (PEFT) [34, 47], allowing us to conduct most experiments on Quadro RTX 6000, Tesla V100-SXM2-32GB and NVIDIA A100-SXM4-80GB GPUs.

We use fixed hyperparameters across all experiments. These hyperparameters were not tuned for any particular model or benchmark. Specifically, we use AdamW with a learning rate of $2e-5$ and weight decay of 0.01. For PEFT, we use a LoRA configuration with rank 8, $\alpha = 32$, and dropout 0.1.

For models that do not exhibit performance improvements after fine-tuning, we simply report their pre-fine-tuning results. Since all training datasets considered in our work are publicly available, models may have already trained on them during pre-training. In certain cases, this may lead to further fine-tuning not being beneficial.

For instruction-tuned models, we assess performance both with and without applying chat templates and use the best performing one under direct evaluation. In the train-before-test setting, we similarly fine-tune two variants: one where the training data are formatted with chat templates and one without. We similarly select the best performing approach. We observe that not using a chat template often leads to better performance than using a chat template, both for direct evaluation and train-before-test.

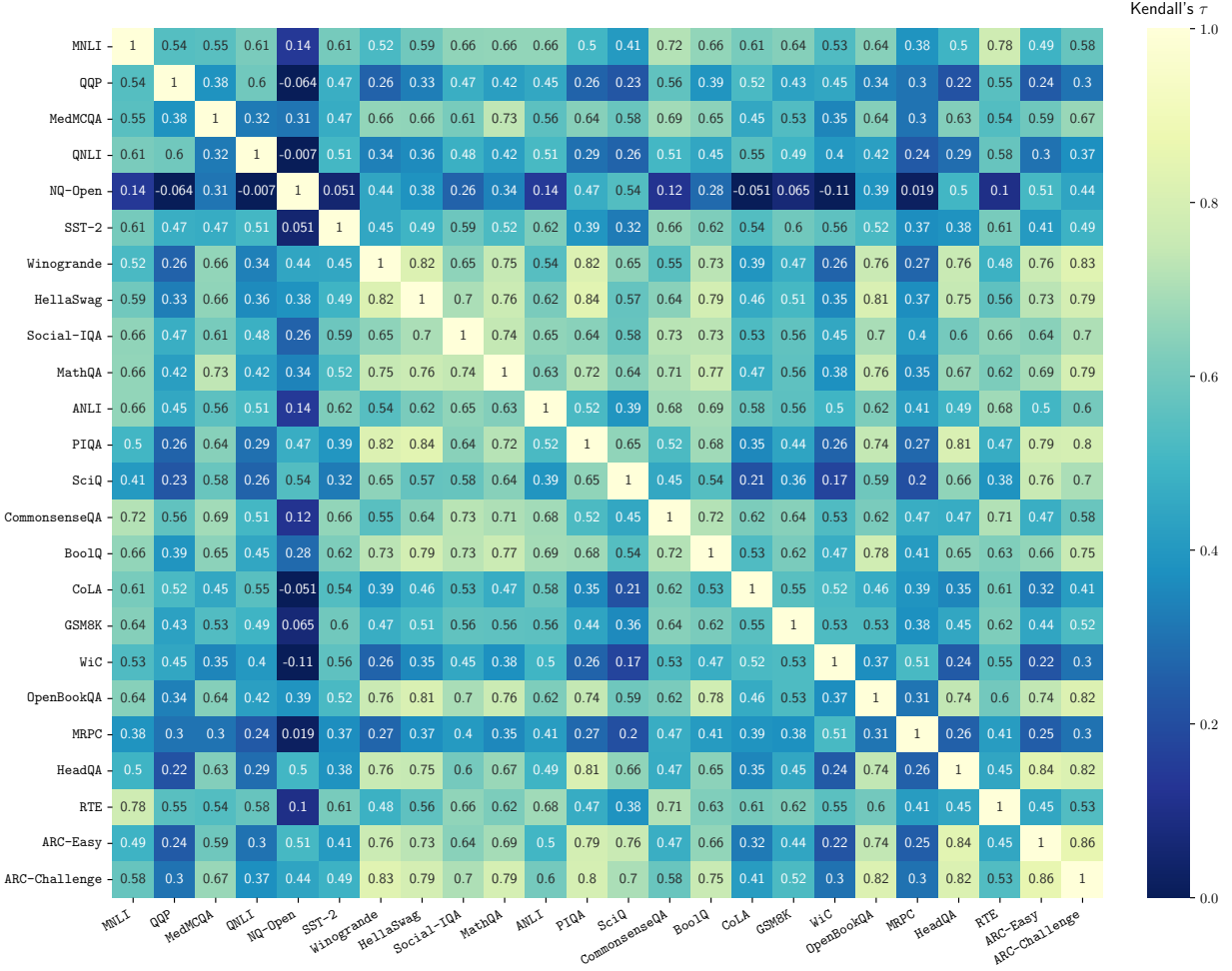


Figure 9: Cross benchmark ranking agreement under direct evaluation. Benchmarks are sorted based on the training dataset size. Kendall's τ is calculated for every benchmark pair.

B Additional Experiment Results

B.1 Downstream Ranking Agreement

We plot detailed pairwise ranking correlation agreement between benchmarks in Figure 9 (direct evaluation) and 10 (train-before-test), corresponding to Figure 2 in the main text.

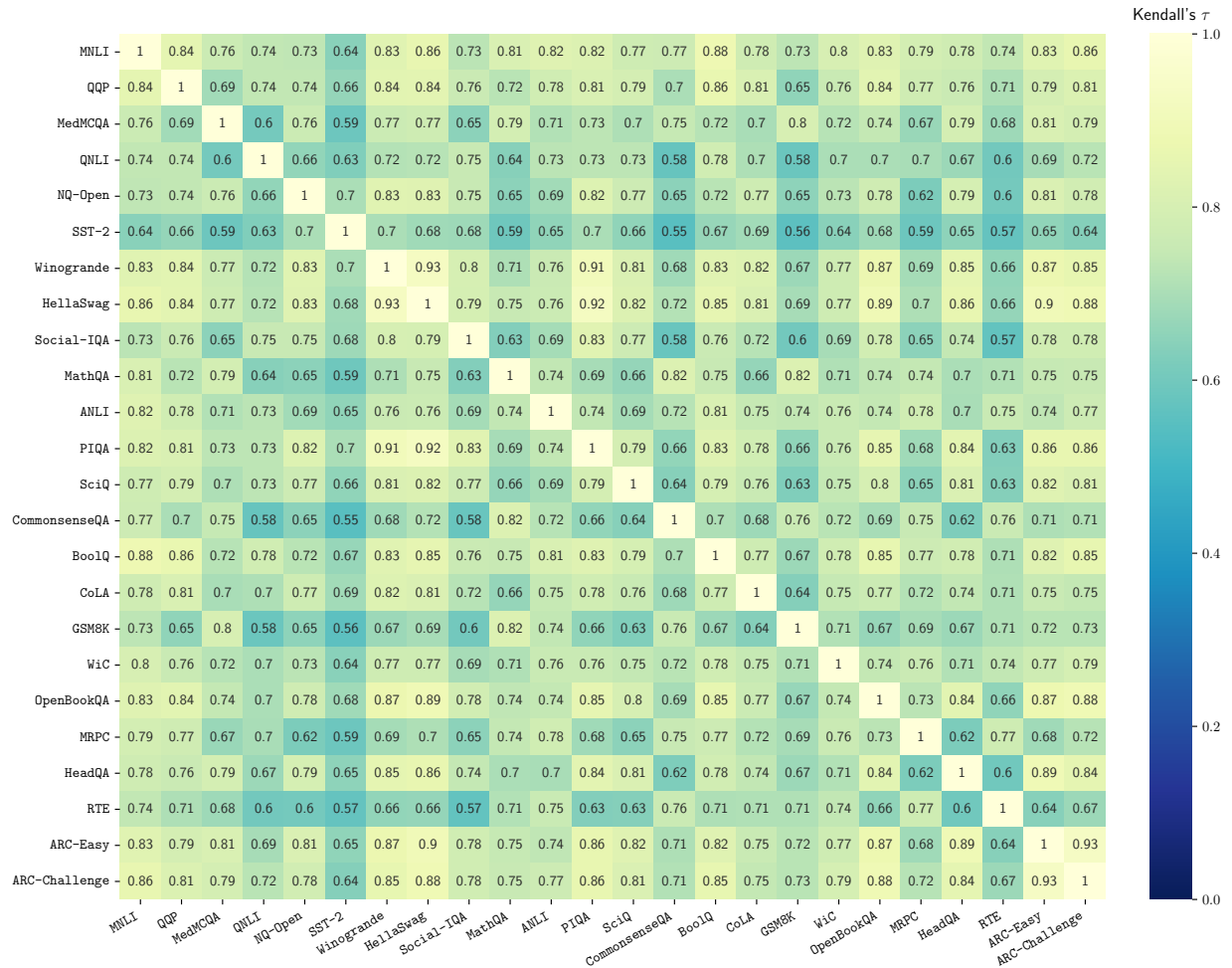


Figure 10: Cross benchmark ranking agreement under train-before-test. Benchmarks are sorted based on the training dataset size. Kendall’s τ is calculated for every benchmark pair.

Table 3: Bits per byte (BPB) of eight excluded GEMMA models compared to PYTHIA-410M across the three newly collected corpora. The GEMMA models exhibit abnormally high BPB values on Wiki and Stack, likely due to the greater average sequence length in these two datasets. Specifically, Arxiv has an average of 163 words per document, compared to 250 for Stack and 1502 for Wiki.

| | Arxiv | Wiki | Stack |
|---------------|-------|--------|--------|
| GEMMA-2B | 0.766 | 1.578 | 1.139 |
| GEMMA-2B-IT | 0.770 | 1.524 | 1.222 |
| GEMMA-7B | 1.013 | 4.780 | 4.053 |
| GEMMA-7B-IT | 1.053 | 18.711 | 20.958 |
| GEMMA-2-2B | 0.730 | 1.784 | 1.340 |
| GEMMA-2-2B-IT | 0.705 | 1.191 | 0.997 |
| GEMMA-2-9B | 0.709 | 2.216 | 1.685 |
| GEMMA-2-9B-IT | 0.638 | 1.234 | 0.978 |
| PYTHIA-410M | 0.791 | 1.065 | 0.945 |

B.2 Perplexity Ranking Agreement

In this work, we collect three corpora from Wikipedia, StackExchange, and arXiv. We only collect documents from 2025. More specifically, we collect 3,366 documents for Wiki, 6,001 for StackExchange and 44,384 documents for arXiv. These datasets are split into training, validation, and testing sets, in an 8:1:1 ratio. For arXiv, we utilize only the paper abstracts, while for StackExchange, we use only the questions. Consequently, the average document length is 163 words for arXiv, 250 words for StackExchange, and 1,502 words for Wikipedia.

We exclude GEMMA models from our perplexity agreement experiments, as `lm-eval-harness` provides unreliable perplexity measurements for GEMMA models². We report the bits per byte (BPB) for the GEMMA models in Table 3. While the BPB values for GEMMA on arXiv (the dataset with the shortest average sequence length) are mostly reasonable, the performance on StackExchange and Wikipedia is notably worse, even compared to smaller models like PYTHIA-410M.

This anomaly stems from how `lm-eval-harness` handles long sequences via a rolling window mechanism. Unlike other models, GEMMA requires every input sequence to begin with the BOS token. If this constraint is not met, perplexity degrades significantly. Consequently, when processing long sequences that are chunked into multiple windows, GEMMA’s performance degrades.

B.3 PC1 Score under Train-before-Test

We plot the PC1 scores under train-before-test in Figure 11. We also provide the pre-training compute details for models with publicly available training token counts, as shown in Table 4.

²See discussion at <https://github.com/huggingface/transformers/issues/29250>.

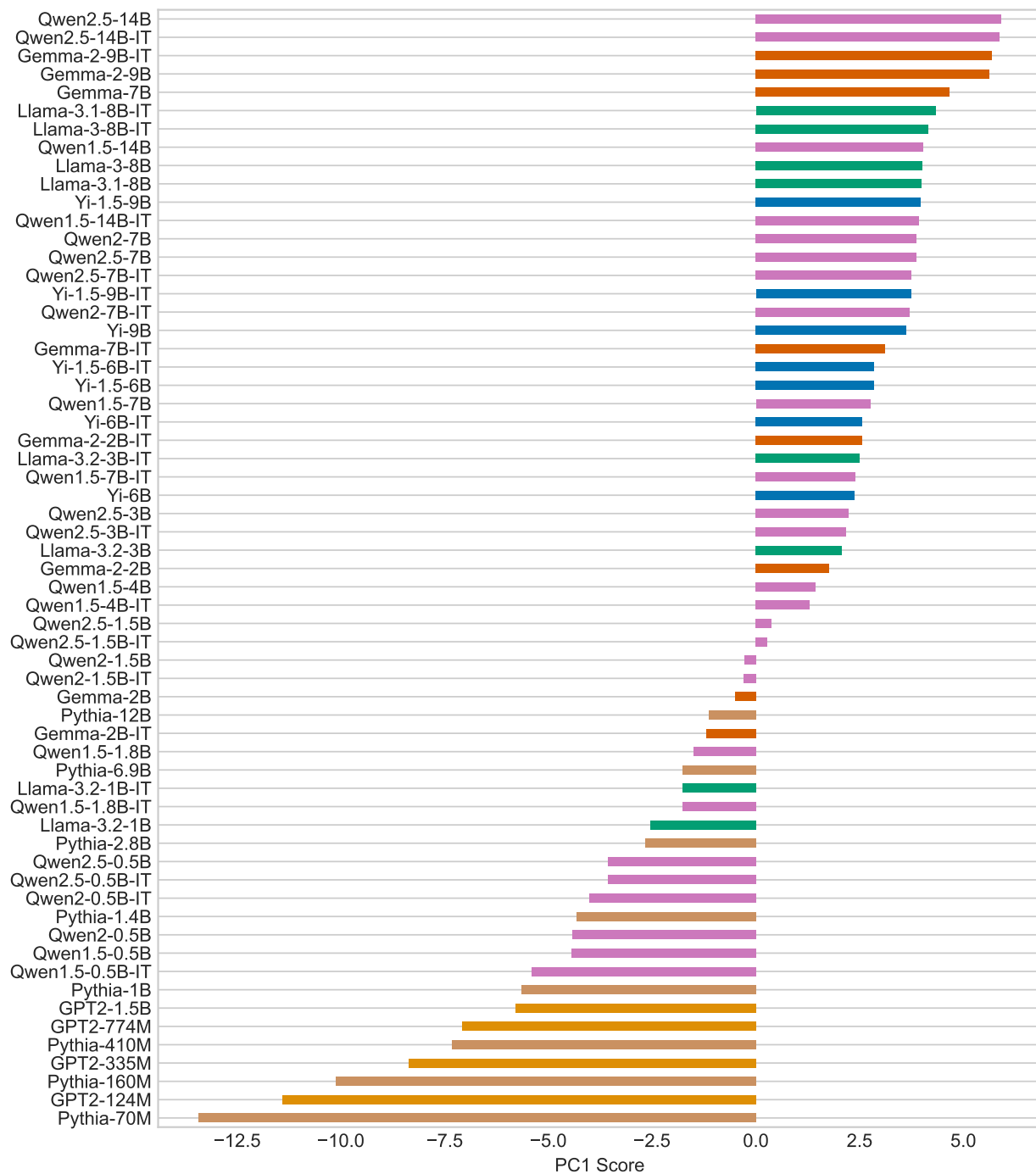


Figure 11: PC1 scores under train-before-test.

Table 4: The models used in Figure 7. The number of training tokens of these models is publicly available. We compute the number of pre-training FLOPs as $6 \times \text{\#Parameters} \times \text{\#Tokens}$.

| Model | #Parameters (B) | #Tokens (B) | #FLOPs (10^{18}) |
|-----------------|-----------------|-------------|----------------------|
| Llama-3-8B | 8.03 | 15000.0 | 722700.00 |
| Llama-3-8B-IT | 8.03 | 15000.0 | 722700.00 |
| Llama-3.1-8B | 8.03 | 15000.0 | 722700.00 |
| Llama-3.1-8B-IT | 8.03 | 15000.0 | 722700.00 |
| Llama-3.2-3B | 3.21 | 9000.0 | 173340.00 |
| Llama-3.2-3B-IT | 3.21 | 9000.0 | 173340.00 |
| Qwen1.5-0.5B | 0.62 | 2400.0 | 8928.00 |
| Qwen1.5-1.8B | 1.84 | 2400.0 | 26496.00 |
| Qwen1.5-4B | 3.95 | 2400.0 | 56880.00 |
| Qwen1.5-7B | 7.72 | 4000.0 | 185280.00 |
| Qwen1.5-14B | 14.20 | 4000.0 | 340800.00 |
| Qwen1.5-0.5B-IT | 0.62 | 2400.0 | 8928.00 |
| Qwen1.5-1.8B-IT | 1.84 | 2400.0 | 26496.00 |
| Qwen1.5-4B-IT | 3.95 | 2400.0 | 56880.00 |
| Qwen1.5-7B-IT | 7.72 | 4000.0 | 185280.00 |
| Qwen1.5-14B-IT | 14.20 | 4000.0 | 340800.00 |
| Gemma-7B | 8.54 | 6000.0 | 307440.00 |
| Gemma-7B-IT | 8.54 | 6000.0 | 307440.00 |
| Gemma-2-2B | 2.61 | 2000.0 | 31320.00 |
| Gemma-2-2B-IT | 2.61 | 2000.0 | 31320.00 |
| Gemma-2-9B | 9.24 | 8000.0 | 443520.00 |
| Gemma-2-9B-IT | 9.24 | 8000.0 | 443520.00 |
| Pythia-70M | 0.07 | 300.0 | 126.00 |
| Pythia-160M | 0.16 | 300.0 | 288.00 |
| Pythia-410M | 0.41 | 300.0 | 738.00 |
| Pythia-1B | 1.00 | 300.0 | 1800.00 |
| Pythia-1.4B | 1.40 | 300.0 | 2520.00 |
| Pythia-2.8B | 2.80 | 300.0 | 5040.00 |
| Pythia-6.9B | 6.90 | 300.0 | 12420.00 |
| Pythia-12B | 12.00 | 300.0 | 21600.00 |
| Yi-6B | 6.06 | 3000.0 | 109080.00 |
| Yi-6B-IT | 6.06 | 3000.0 | 109080.00 |
| Yi-9B | 8.83 | 3800.0 | 201324.00 |
| Yi-1.5-6B | 6.06 | 3600.0 | 130896.00 |
| Yi-1.5-6B-IT | 6.06 | 3600.0 | 130896.00 |
| Yi-1.5-9B | 8.83 | 3600.0 | 190728.00 |
| Yi-1.5-9B-IT | 8.83 | 3600.0 | 190728.00 |

C Accounting for Statistical Significance

C.1 Ranking Alignment in Figure 1

We plot the rankings of 61 language models on two question-answering benchmarks: Natural Questions Open and ARC Challenge in Figure 1. We greedily align each ranking as much as possible without violating confidence intervals, thus revealing only those ranking changes that are statistically significant. See Algorithm 3 for more details.

C.2 Downstream Ranking Agreement

We additionally supplement the experiments presented in the main text by modifying the ranking correlation metric to account for statistical significance in the benchmark evaluations. Specifically, we use Kendall’s τ -b [38], which adjusts for ties in rankings. We consider two models tied on a given benchmark if their performance difference is not statistically significant at the 95% confidence level. We assess statistical significance using a t-test based on the standard error of the mean performances.

We reproduce the ranking correlation figures of the main text using the modified Kendall’s τ which treats non-statistically significant performance differences as ties. See Figure 12 and 13; as well as Figure 14 and Figure 15 for more detailed results. We observe that accounting for statistical significance in models’ performance differences leads to slightly higher ranking correlations, as measured by Kendall’s τ -b. For direct evaluation, average agreement increases from 0.51 to 0.57. For train-before-test, average agreement increases from 0.74 to 0.77. Therefore, train-before-test continues to lead to large improvements in ranking agreement (from Kendall’s τ -b 0.57 to 0.77).

Algorithm 1: build_partial_order(scores, stderrs)

Input: Model performance scores and standard errors

Output: Directed graph G representing significant model orderings

Initialize graph G with models as nodes

```
foreach pair of distinct models  $(m_1, m_2)$  do
    if  $m_1$  is significantly better than  $m_2$  then
        Add directed edge  $(m_1 \rightarrow m_2)$  to  $G$ 
return  $G$ 
```

Algorithm 2: parallel_greedy_rank(models, G_1 , G_2 , score₁, score₂)

Input: List of models, two directed graphs G_1 , G_2 , and two score series

Output: Two lists representing the parallel ranking order for each task

Initialize vanillaRank₁, \leftarrow rankdata(score₁), vanillaRank₂ \leftarrow rankdata(score₂)

Initialize available₁ and available₂ as models with zero in-degree in G_1 and G_2

Initialize empty lists order₁, order₂

```
for  $i = 1$  to number of models do
    Initialize empty list pairs
    foreach  $m_1$  in available1 do
        foreach  $m_2$  in available2 do
            Compute cost for pair  $(m_1, m_2)$  based on:
                (1) Placement of  $m_1$  in order2 and  $m_2$  in order1
                (2) Whether  $m_1 = m_2$  (prefer matching)
                (3) Combined vanilla ranks: vanillaRank2[ $m_1$ ] + vanillaRank1[ $m_2$ ]
            Append  $(cost, m_1, m_2)$  to pairs
        Sort pairs by cost (ascending)
        Select  $(m_1, m_2)$  with minimal cost
        Append  $m_1$  to order1,  $m_2$  to order2
        Remove  $m_1$  from  $G_1$  and update available1
        Remove  $m_2$  from  $G_2$  and update available2
return order1, order2
```

Algorithm 3: rank_models(score₁, stderr₁, score₂, stderr₂)

Input: Scores and standard errors for two tasks

Output: Parallel rankings for both tasks

$G_1 \leftarrow$ build_partial_order(score₁, stderr₁)

$G_2 \leftarrow$ build_partial_order(score₂, stderr₂)

$(order_1, order_2) \leftarrow$ parallel_greedy_rank(models, G_1 , G_2 , score₁, score₂)

rank₁[m] = position of m in order₁ (starting from 1)

rank₂[m] = position of m in order₂ (starting from 1)

return rank₁, rank₂

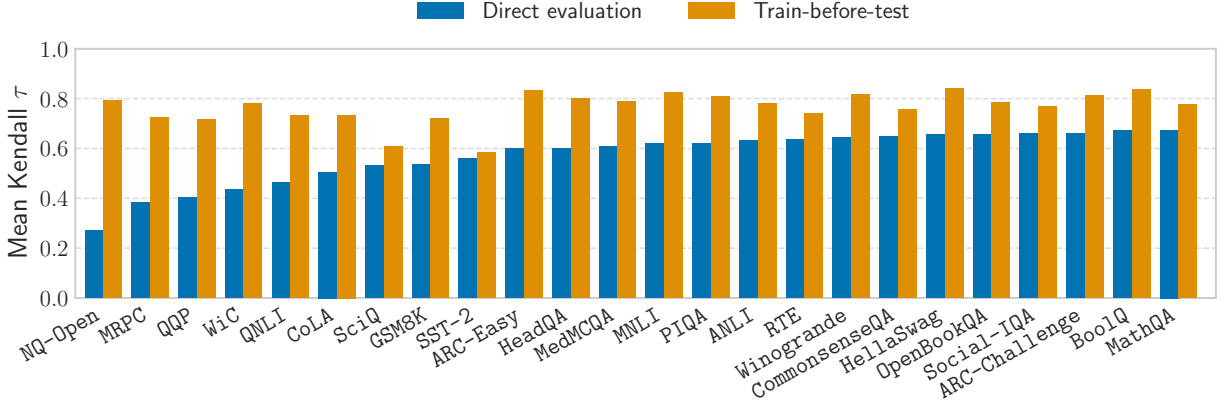


Figure 12: Mean ranking agreement between each benchmark and all others, measured by Kendall’s τ -b, with non-statistically significant performance differences being treated as ties. We calculate Kendall’s τ -b between each benchmark and every other one, and then average. Compared to direct evaluation, train-before-test consistently improves ranking agreement—often by a large margin. On average, the overall average Kendall’s τ is 0.57 for direct evaluation and 0.77 for train-before-test.

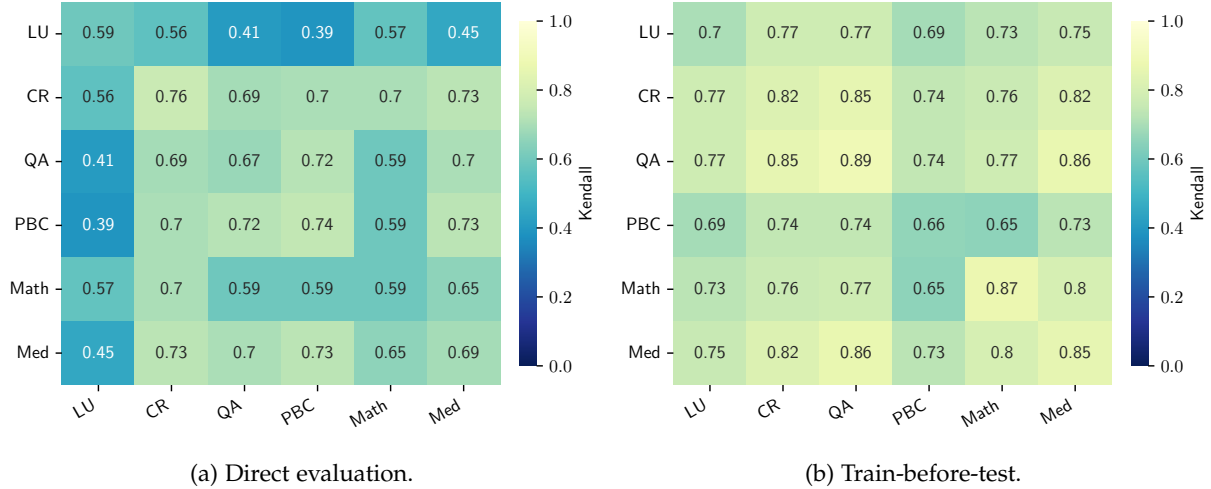


Figure 13: Cross-category ranking agreement for direct evaluation (left) and train-before-test (right), measured by Kendall’s τ -b, with non-statistically significant performance differences being treated as ties. We consider language understanding (LU), commonsense reasoning (CR), question answering (QA), physics/biology/chemistry (PBC), math (Math), and medicine (Med) categories. Kendall’s τ -b is averaged across all pairs of benchmarks that belong to two given categories. The diagonal represents the intra-category agreement and the others represent the inter-category agreement. train-before-test improves both intra- and inter-category ranking agreement in all instances.

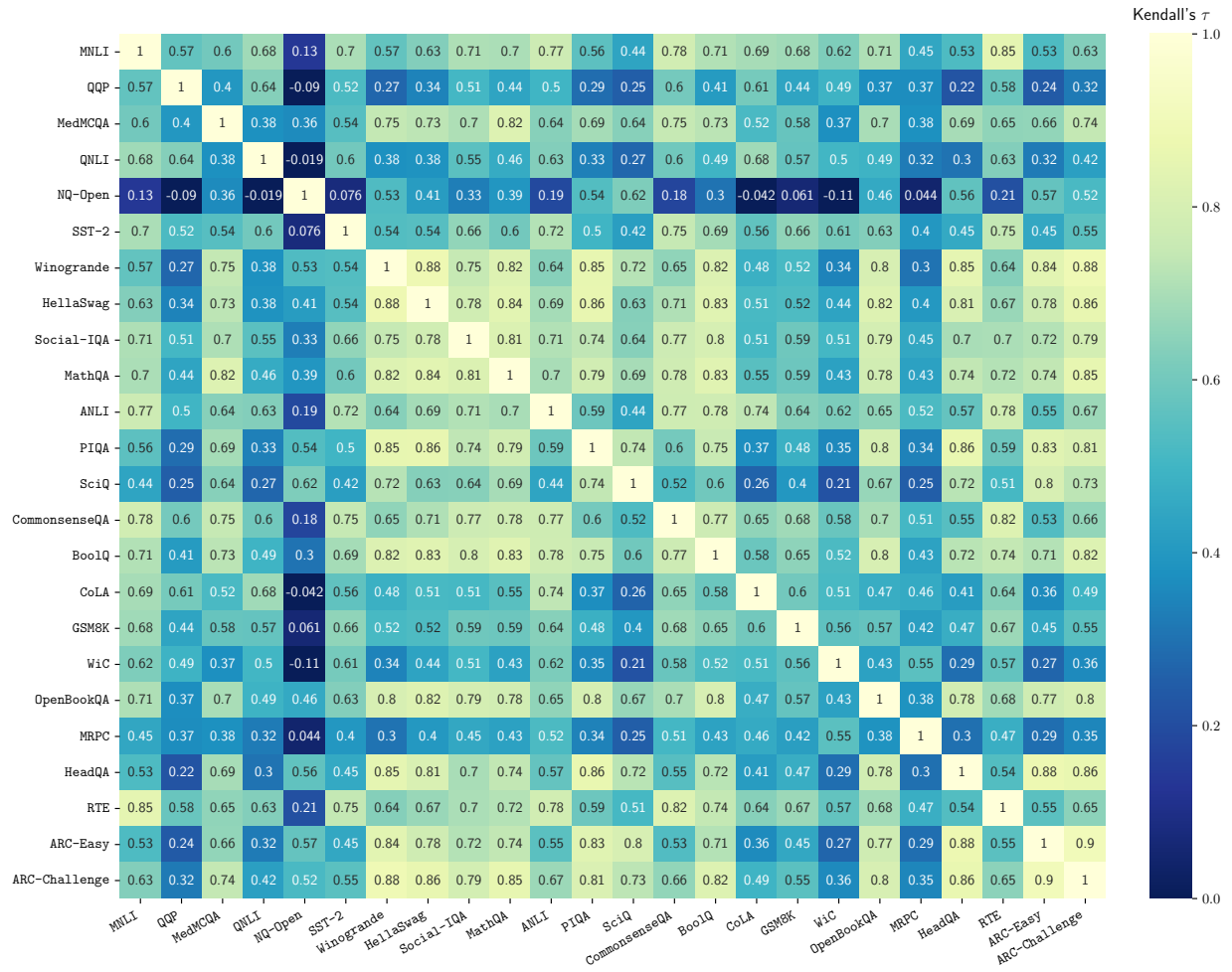


Figure 14: Cross benchmark ranking agreement under direct evaluation, measured by Kendall’s τ -b with insignificant model comparisons treated as ties.

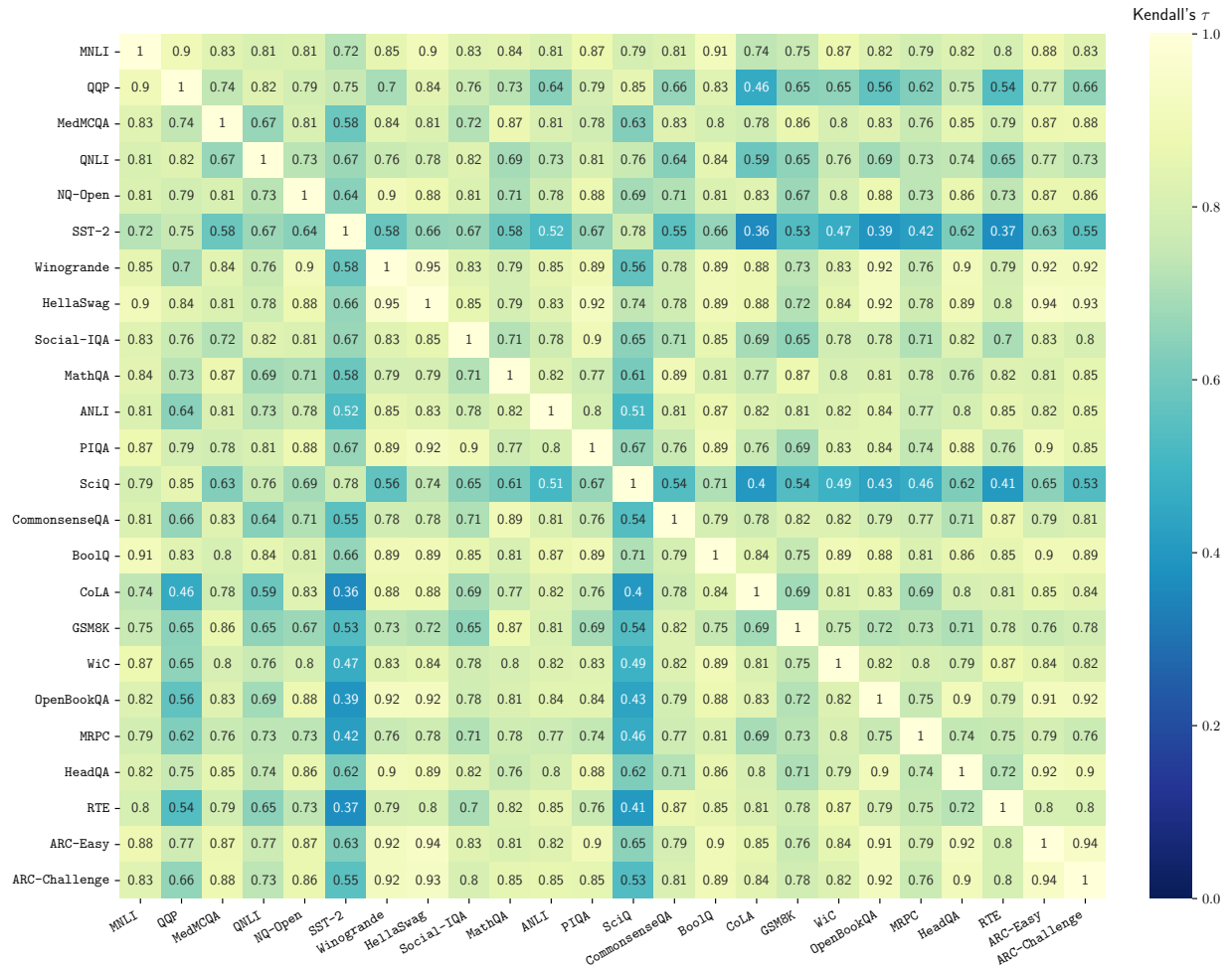


Figure 15: Cross benchmark ranking agreement under train-before-test, measured by Kendall’s τ -b with insignificant model comparisons treated as ties.

D Broader Impacts and Limitations

Due to resource constraints, we do not conduct exhaustive hyperparameter searches for each model and benchmark. Instead, we use the same set of hyperparameters for all models and benchmarks. We do not tune these hyperparameters for any given model or benchmark. Therefore, all models received the same amount of hyperparameter search budget, albeit small.

We restrict our analysis to benchmarks that have a train set. However, recent benchmarks seldom include a train split. Thus, most of the benchmarks considered in our analysis, while typically highly cited and influential, were released before 2022.

We do not anticipate any direct societal impacts from this work, such as potential malicious or unintended uses, nor do we foresee any significant concerns involving fairness, privacy, or security considerations. Additionally, we have not identified potential harms resulting from the application of this technology.