

# Skipper: Asynchronous Maximal Matching with a Single Pass over Edges

Mohsen Koohi Esfahani  
0000-0002-7465-8003

**Abstract**—Maximal Matching (MM) is a fundamental graph problem with diverse applications. However, state-of-the-art parallel MM algorithms are limited by their need to process graph edges repeatedly over multiple iterations. Furthermore, optimized algorithms often require additional memory for graph contraction or edge filtering.

In this paper, we introduce Skipper, an incremental asynchronous Maximal Matching algorithm that (i) processes each edge deterministically and only once, (ii) skips a large fraction of edges during processing, and (iii) minimizes memory space utilization. Notably, Skipper requires (a) a single pass over the edges, and (b) only a single byte of memory space per vertex.

Our evaluation of Skipper, using both real-world and synthetic graphs with up to 161 billion edges, and across three different computer architectures, shows that Skipper processes only 1.2% of the edges and delivers a 47.1 times average speedup (geometric mean). Moreover, Skipper’s output quality is highly competitive, with an average size of 88.6% relative to the output of the Lim-Chung algorithm as a state-of-the-art MM algorithm with the largest output size.

**Index Terms**—Maximal Matching, Matching Algorithms, Graph Algorithms, Parallel Algorithms, Concurrent Algorithms

## I. INTRODUCTION

Maximal Matching (MM) is a core graph algorithm with a wide range of applications. The goal of MM is to find a maximal set of edges that do not share common endpoints. In other words, the set of edges is maximal if every edge in the graph shares at least one endpoint with an edge in the set.

Several MM algorithms have been proposed in the literature[1–5]; however, their performance for large-scale graphs is limited by two key factors: (i) MM algorithms require iterative passes over vertices and their neighbors to select the best matches, which can be time-consuming. (ii) MM algorithms often require graph contraction or edge filtering in each iteration, which can lead to high memory usage and negatively impact performance.

The primary approach used in state-of-the-art MM algorithms is *Endpoints’ Mutual Selection (EMS)*. In this method, vertices independently select a neighbor in each iteration, and if two vertices have mutually selected each other, their connection is selected as a match. Since vertices are processed *independently* in this method, the algorithm requires (a) two passes over vertices in each iteration, to select and confirm mutual matches, (b) multiple iterations to provide opportunities for unmatched vertices to change their selection, and (c) topology operations, such as graph contraction and edge filtering, to remove matched vertices and their edges from the graph.

To address these challenges, we introduce Skipper, a parallel incremental<sup>1</sup> asynchronous<sup>2</sup> MM algorithm that adopts a novel approach to computing MM. Unlike previous works, Skipper processes both endpoints of each edge simultaneously, allowing it to determine whether the edge is a match or not in a single, coordinated step.

The main idea in Skipper is to design a state transition mechanism which enables mutually updating the states of both endpoints of an edge. In Skipper, a vertex can be in one of three states: accessible, reserved, and matched. Processing an edge is started by reserving one endpoint (i.e., making it temporarily inaccessible to other threads), and attempting to set the other endpoint to matched. If successful, the first endpoint is also set as matched and the edge is selected as a match. If not, another thread has changed the state of the second endpoint, forcing the current thread to wait until the vertex becomes accessible or matched. If the second endpoint is eventually matched by another, the edge is no longer a MM candidate, and the current thread releases the first endpoint.

Skipper’s mutual state transition mechanism enables (i) asynchronous processing of edges, and (ii) processing each edge deterministically and once. This is because the impact of processing an edge is immediately reflected in the state of its endpoints. By the end of processing an edge, it is either selected as a match or at least one of its endpoints is matched to another vertex by another thread. Consequently, there is no need to reconsider this edge in future. Additionally, a large fraction of edges are skipped during processing, as previous or ongoing matches have matched any of their endpoints.

In terms of implementation, Skipper has a low memory footprint, requiring only one byte of memory space per vertex. Skipper uses atomic Compare-And-Swap memory operations to implement its state transition mechanism, ensuring thread-safe execution without significantly degrading performance<sup>3</sup>.

<sup>1</sup>I.e., completing processing an element of the input (here, an edge) by accessing the algorithm’s internal data structures and the element, but without having access to the whole input dataset.

<sup>2</sup>By asynchrony, we mean that there is no synchronization mechanism for coordinating threads (such as the synchronization step after each iteration in BSP to share threads’ results), and each thread completes processing its tasks independently from other threads and their results. However, micro synchronization mechanisms may be required between some threads when they need to access shared data structures.

Notably, Skipper’s asynchronous processing applies to edges, but not the endpoints of an edge, which must be processed together to facilitate deterministic outcome.

<sup>3</sup>“Atomics are not that bad anymore” [6].

We evaluate Skipper in comparison to a state-of-the-art MM algorithm using real-world and synthetic graphs with up to 161 billion edges and on three different CPU architectures, AMD Zen2 and Zen3, and Intel Xeon Platinum where Skipper achieves a 47.1 times average speedup while its output has an average size of 88.6% relative to the best matches.

The paper is continued with a review of background materials in Section II. We introduce Skipper in Section III and evaluate it in Section IV. Section V concludes the discussion and expresses the future work.

## II. BACKGROUND

**Terminology.** The immutable undirected graph  $G = (V, E)$  consists of a set of vertices  $V$ , and a set of edges  $E$  between these vertices. Edges are unordered pairs of elements of  $V$ . The set of neighbors of vertex  $v$  is denoted by  $N_v$ .

The Maximal Matching (MM) algorithm returns a maximal subset of  $E$  containing no common endpoints.

**Related Work.** State-of-the-art Maximal Matching algorithms primarily rely on Endpoints Mutual Selection (EMS) method, i.e., mutual selection of edges by their endpoints.

Auer and Bisseling [2] propose an iterative EMS MM algorithm where each iteration involves randomly assigning red or blue labels to unmatched vertices. Blue vertices then propose matching to their red neighbors, and the red neighbors select one proposal which is added to the matches. The vertices that are blue or red and receive/send no proposal are removed from consideration in the next iteration.

The Problem-Based Benchmark Suite (PBBS) [7, 8] includes an implementation<sup>4</sup> of parallel greedy MM by Blelloch et al. [3]. This algorithm follows an *internally-deterministic* parallelization approach [9] and consists of multiple iterations. The algorithm processes a *subset* of edges (in coordinate format) in each iteration and the number of edges is adjusted based on the failed attempts in the previous iteration. Each vertex maintains a variable storing the minimum ID of its edges<sup>5</sup>. The algorithm operates in two separate phases per iteration: (i) the reserve phase atomically updates the endpoints' variables of edges and (ii) the commit phase selects edges with equal values on their endpoints' variables as matches.

Similar to other EMS algorithms, the algorithm by Blelloch et al. [3] requires multiple iterations and two phases in each iteration as the endpoints of each edge are processed independently and nondeterministically. Unlike other EMS algorithms that use vertex-centric graph traversal, this algorithm follows an edge-centric processing pattern to enable processing subsets of undirected edges with flexible sizes in different

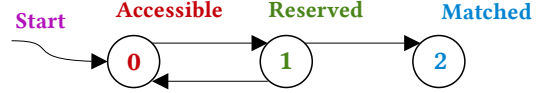


Fig. 1: State transition diagram of a vertex in Skipper

iterations<sup>6</sup>. Atomic memory accesses are used for updating the endpoints' variables in the reserve phase.

Brin et al. [4] propose an EMS MM algorithm that assigns random weights to edges in each iteration. Then, each vertex selects the heaviest edge incident on it. If two vertices have selected the same edge, this edge is added to the matches. All edges of the matched endpoints are removed from the graph, and the contracted graph is passed to the next iteration.

Lim and Chung [5] propose a distributed EMS MM algorithm which begins an iteration with broadcasting the degree of unmatched vertices to their unmatched neighbors. Then, each neighbor selects the neighbor with the lowest degree and sends it a match message. If a vertex receives a match message from the neighbor it had sent a message to, their link is selected as a match. The degree of a vertex may decrease in an iteration as some vertices become matched and inactive. By selecting the neighbor with the lowest degree, the algorithm's output has a size close to maximum matching.

## III. SKIPPER

**High-Level Overview of Skipper.** Figure 1 illustrates the state transition diagram of a vertex in Skipper. A vertex can be in one of the following three states:

- *Accessible (0)*: The vertex is unmatched and accessible to all threads.
- *Reserved (1)*: The vertex is temporarily reserved for a thread and inaccessible to other threads. The vertex will eventually transition to either the matched or accessible state. The state can be changed only by the thread holding the reservation.
- *Matched (2)*: One edge of the vertex has been selected as a match and the vertex is permanently inaccessible.

Throughout our discussion, we use “releasing”, “reserving”, or “matching” a vertex to refer to changing its state to accessible, reserved, and matched, respectively.

The matching process for an edge begins by checking if none of endpoints are matched and attempting to reserve the first endpoint. If multiple threads try to reserve a vertex, only one thread will successfully change the state and proceeds, while others wait for the result. After reserving the first endpoint, the thread tries to match the second endpoint. If successful, the thread sets the state of the first endpoint to matched. The waiting threads observe this change and recognize that the vertex is no longer accessible, allowing them to move on to process other edges. On the other hand, if the thread fails

<sup>4</sup><https://github.com/cmuparlay/pbbsbench/blob/master/benchmarks/maximalMatching/incrementalMatching/>

<sup>5</sup>If all edges are processed in all iterations, selecting the minimum edge ID of each vertex may set the graph diameter as a lower bound of the number of iterations. For example, when all edges of a path graph processed and the ID of an edge is the minimum ID of its endpoints, just a single match can happen in each iteration.

<sup>6</sup>The work by Brin et al. [4] introduces a modification of the CSR format that enables vertex-centric processing of a subset of undirected edges. However, it requires an additional array, which increases memory demand and increases random accesses [10] during graph traversal. It may also impose an overhead when updating the graph topology.

---

**Algorithm 1:** Skipper Maximal Matching
 

---

```

Input:  $G(V, E)$ 

1 ; /* Initialization */
2 matches[];
3 state[|V|];
  /* State values of a vertex: */
  /* 0: accessible, 1: reserved, 2: matched */
4 par_for  $v \in V$ 
5   |  $state_v = 0$ ;

  /* Traversing edges */
6 par_for  $e(x, y) \in E$ 
  /* Skip self-loops */
7   if  $x == y$  then
8     | continue;
  /* Prevent deadlocks */
9    $u = \min(x, y)$ ;
10   $v = \max(x, y)$ ;

  /* As long as no endpoint is matched */
11  while  $state_u \neq 2 \wedge state_v \neq 2$  do
    /* Try setting u as reserved */
12    if !CAS( $state_u$ , 0, 1) then
13      | continue;
    /* Try setting v as matched */
14    while  $state_v \neq 2$  do
15      if CAS( $state_v$ , 0, 2) then
16        | /* Set u as matched */
17           $state_u = 2$ ;
18        | /* Add (u,v) to matches */
19          matches.push((u,v)); // Race-free
18      if  $state_u \neq 2$  then
19        | /* Unsuccessful match. Release u. */
20        |  $state_u = 0$ ;
20 return matches;
  
```

---

to match the second endpoint, the first endpoint is released, allowing the waiting threads to reserve it.

In this way, the reserved state provides flexibility by (1) temporarily preventing concurrent threads from changing the first endpoints' state, allowing a single thread to proceed and finalize its second endpoint's state and by (2) allowing the waiting threads to continue after that thread completes processing its edge. This mechanism brings determinism and concurrency to Skipper.

**Pseudo Code.** Algorithm 1 shows the pseudo code of Skipper. Skipper uses a *state* array of size  $|V|$ , where each vertex can be in one of three states: 0, 1, and 2 indicating accessible, reserved, and matched, respectively. The initial state of each vertex is set to 0 (Lines 4–5).

To enable concurrent threads to update the *state* variable, Skipper utilizes the *Compare-And-Swap (CAS)* instruction, which atomically compares and updates the contents of a memory address. The *CAS* instruction, denoted as

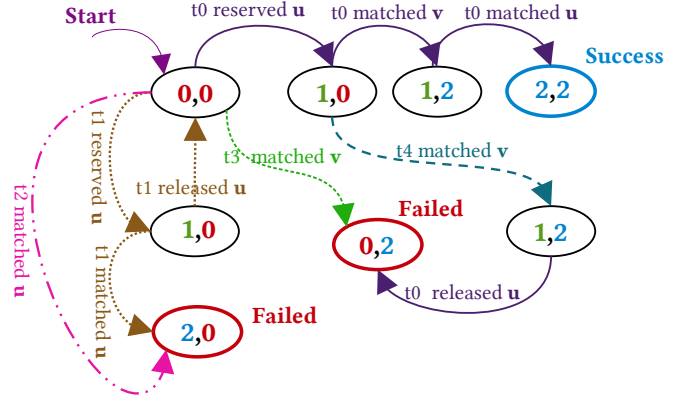


Fig. 2: An example of state transition of vertices  $u$  and  $v$  when the edge  $(u,v)$ , where  $u < v$ , is processed by thread  $t_0$  while threads  $t_1$ – $t_4$  are concurrently processing other edges of  $u$  and  $v$ . Each node in the diagram shows two numbers, corresponding to the states of  $u$  and  $v$ . To improve clarity, we replicated states  $(1,0)$  and  $(1,2)$  based on the thread holding the reservation and the thread has successfully matched  $v$ . Note that the diagram omits some states and transitions for brevity. For example, it does not depict the transition from  $(0,0)$  to  $(0,1)$ , where a thread reserves  $v$ .

$CAS(X, x_{old}, x_{new})$ , atomically checks the contents of  $X$  and if its equal to  $x_{old}$ , updates it with  $x_{new}$ , returning *true*. Otherwise, *CAS* returns *false*. Among multiple threads concurrently executing *CAS* on the same variable and values, only one thread receives *true*.

Edges are processed concurrently by parallel threads (Lines 6–19). Lines 7–8 skip processing self-loops. Lines 9–10 find the endpoints with lower and greater IDs to prevent deadlocks in reserving vertices<sup>7</sup>. Lines 11–19 contain the loop for processing edge  $(u, v)$ , where  $u < v$ . This edge is considered only if neither of its endpoints is in matched state (Line 11).

The first step is to reserve  $u$  (Lines 12–13), making it temporarily inaccessible to other threads. The next step is to change the state of  $v$  to matched, which is done in Lines 14–17. This involves a *while* loop that repeatedly attempts to modify  $state_v$  (Line 15). If successful, the  $state_u$  is also set to matched (Line 16), and the edge  $e(u, v)$  is selected as a match (Line 17). To manage concurrent access of threads to the *matches* array, per-thread buffers are assigned. These buffers are aggregated at the end of execution. If the current thread fails to set  $state_v$ , it releases  $u$  (Lines 18–19), making it accessible to other threads processing its edges.

It is not required to use *CAS* in Lines 16 and 19 as  $u$  has been exclusively reserved for the thread and no other thread tries to change  $state_u$ .

**Example.** Figure 2 illustrates an example of how states of

<sup>7</sup>For example, a reservation deadlock may occur when thread  $t_0$  is processing edge  $(a,b)$  while  $t_1$  is processing edge  $(b,a)$ . If  $t_0$  and  $t_1$  simultaneously reserve  $a$  and  $b$ , respectively, then their attempts to match the other endpoint results in an infinite wait, i.e., a deadlock. Similar situations may occur when three threads simultaneously process vertices  $(a,b)$ ,  $(b,c)$ , and  $(c,a)$ .

two vertices  $u$  and  $v$ , where  $u < v$ , as endpoints of the edge  $(u,v)$  may change when this edge is processed by thread  $t_0$ , while other edges of  $u$  and  $v$  are concurrently processed by threads  $t_1$ – $t_4$ . Note that Figure 2 does not include all possible states and transitions.

Figure 2 shows the three final states:  $(2,2)$ ,  $(0,2)$ , and  $(2,0)$ . The state  $(2,2)$  indicates that  $t_0$  has successfully processed edge  $(u,v)$  and added it to the matches. States  $(0,2)$  and  $(2,0)$  indicate another thread has matched one of the endpoints, making it impossible to select edge  $(u,v)$  as a match.

For thread  $t_0$  (dark purple lines) to successfully match  $u$  and  $v$ , it must start by transitioning from state  $(0,0)$  to  $(1,0)$ , indicating the reservation of  $u$ . Then,  $t_0$  must transition to  $(1,2)$  showing  $v$  as matched, and finally to  $(2,2)$  to match  $u$ .

However, when  $u$  and  $v$  are in state  $(0,0)$ , thread  $t_1$  (brown lines) may successfully reserve  $u$ , leading to state  $(1,0)$  and potentially resulting in state  $(2,0)$ . In this case,  $u$  has been matched by  $t_1$ , and  $t_0$  will stop processing  $(u,v)$  because the condition in Line 11 cannot be satisfied. Similarly, thread  $t_2$  (pink line) may match  $u$  as the second endpoint of the edge it is processing, directly transitioning from  $(0,0)$  to  $(2,0)$ . In these cases edge  $(u,v)$  cannot be a match, because  $u$  is already an endpoint of an edge in *matches*.

When  $u$  and  $v$  are in state  $(0,0)$ , thread  $t_3$  (green line) may match  $v$  as the second endpoint of the edge it is processing, leading to state  $(0,2)$ . Similarly,  $t_4$  (blue-green line) may successfully match  $v$  when  $t_0$  has reserved  $u$ , i.e., in state  $(1,0)$ . In this case,  $t_4$  leads to state  $(1,2)$ , and then  $t_0$  executes Lines 18–19, releasing  $u$  and making it accessible to other threads. In these two cases,  $v$  has been matched for another edge, and  $(u,v)$  cannot be selected as a match.

**Dependency Chain.** The longest dependency chain in Skipper occurs when a series of edges are connected such that the second endpoint of one edge is the first endpoint of the next, and concurrent threads have simultaneously started processing them, reserving the first endpoint and waiting for the second endpoint. In this scenario, the longest dependency chain is bounded by the minimum of two factors: (i) the number of threads in the system and (ii) the diameter of the graph.

**Comparison to Previous Work.** Section II explains that EMS MM algorithms involve multiple iterations, each consisting of two phases: (a) selecting the best edge for each vertex and (b) adding mutually selected edges by both endpoints to matches. In contrast, Skipper processes both endpoints of each edge simultaneously and deterministically. This enables Skipper to process the graph in a single pass over the edges. Additionally, Skipper skips processing those edges with at least one matched endpoint (Algorithm 1, Line 11). As a result, Skipper processes a small fraction of edges and significantly improves performance. In our datasets, Skipper processes 1.2% of edges, on average, and achieves 47.1 times speedup (Section IV).

In contrast to previous MM algorithms that require particular formats (Section II), Skipper does not imply a restriction on the input format and the input can be provided (i) as a list of edges

in coordinate format or (ii) in a compact graph format such as Compressed Sparse Row (CSR), where edges are accessed as neighbors of one of their endpoints.

Moreover, Skipper does not require each edge to be repeated in the graph topology for both endpoints. This omits the symmetrization overhead for directed graphs as a required preprocessing step in other MM algorithms.

#### IV. EVALUATION

**Experimental Setup.** We conducted experiments on three machines with different CPU architectures, which are listed in Table I. All machines run CentOS 8.

Table II, Columns 1–4, show the characteristics of the graph datasets. The datasets comprise a diverse range of graph types, including road networks, web graphs [11–17], bio graphs [18], social networks [19, 20], and synthetic graphs [21].

We implemented Skipper in LaganLighter [22] using OpenMP, and libnuma and ParaGrapher with PG-Fuse<sup>8</sup> [23]. The code was compiled with `gcc 14.0.1` and the `-O3` optimization flag. Skipper’s source code is available online<sup>9</sup>.

We evaluate Skipper against Lim-Chung algorithm [5]. As discussed in Section II and illustrated in [5], this algorithm outputs matches with sizes close to maximum. We implemented an optimized shared-memory version of Lim-Chung algorithm with two phases per iteration. In the first phase, each vertex finds the unmatched neighbor with the lowest degree and stores it in a shared array, indexed by the vertex ID. In the second phase, if two vertices have mutually selected each other, the link between them is selected as a match.

**Performance.** Table II, Columns 5–10, report the execution time of Lim-Chung and Skipper algorithms in seconds. On the Zen2, Zen3, and Platinum machines, Skipper achieves geometric mean speedups of 79.0, 31.9, and 41.6, respectively, over the Lim-Chung algorithm. The overall speedup of Skipper compared to Lim-Chung algorithm is 41.7 times.

We also attempted to collect results for the algorithm by Blelloch et al. (Section II) using its implementation in PBBS. With default parameter values, only the `us_roads` dataset could be processed. For this dataset and on the Zen2, Zen3, and Platinum machines, Blelloch et al. algorithm is outperformed by Lim-Chung algorithm by 3.0, 1.4, and 1.9 times, respectively, and by Skipper by 6.8, 3.7, and 6.3 times, respectively.

**Matches Quality.** Table II, Columns 11 and 12, compare the quality of matches produced by Lim-Chung and Skipper algorithms. Each value represents the number of endpoints in matches produced by the corresponding algorithm, executed on the Platinum machine, as a percentage of  $|V|$ . The results show that Skipper produces matches with sizes ranging from 70% to 97% of the output size of Lim-Chung algorithm, with a geometric mean of 88.6%. Note that the randomness of

<sup>8</sup><https://github.com/MohsenKoohi/ParaGrapher>

<sup>9</sup><https://github.com/MohsenKoohi/LaganLighter>

TABLE I: Machines

	Zen2	Zen3	Platinum
CPU Model	AMD Epyc 7702	AMD Epyc 7773X	Intel Xeon Platinum 8470
CPU Frequency	2–3.35 GHz	2–3.5 GHz	2–3.8 GHz
Sockets	2	2	2
Total Cores	128	128	104
Total Threads	128	128	104
Total L3 Cache	512 MB	1.5 GB	210 MB
TDP	200 W	280 W	350 W
CPU Release	2019/08	2022/03	2023/01
Memory	DDR4, 3.2 GT/s	DDR4, 3.2 GT/s	DDR5, 4.8 GT/s
Total Memory	2 TB	1 TB	2 TB

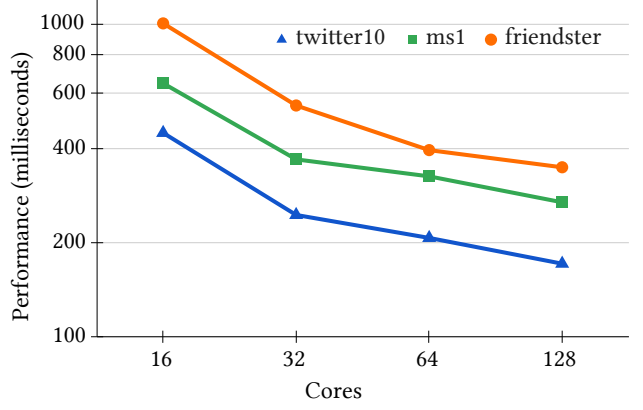


Fig. 3: [Zen3] Scalability of Skipper

TABLE II: The datasets used in evaluation of Skipper and Lim-Chung algorithms. Columns 10–11 report the quality of matches on the Platinum machine, measured as the proportion of endpoints in the matches relative to  $|V|$ . The quality of Skipper’s matches may slightly vary across different executions/machines; it is up to  $\pm 0.2\%$  in our experiments. Column 13 shows the number of iterations in Lim-Chung algorithm. Column 14 shows the percentage of edges processed by Skipper.

Dataset				Performance (seconds)						Quality (%)		Lim-Chung	Skipper
Name	Type	$ V $	$ E $	Zen2		Zen3		Platinum		2 $ matches / V $		#Iters	Prsssd.
				Lim-Chung	Skipper	Lim-Chung	Skipper	Lim-Chung	Skipper	Lim-Chung	Skipper		Edges%
us-roads	Road	23.9M	57.7M	0.2	0.1	0.3	0.1	0.2	0.1	90.1	82.0	55	34
twitter10	Social	41.7M	2.4G	2.9	0.2	1.8	0.2	1.0	0.1	57.4	50.6	259	0.9
ms1	Bio	43.1M	2.7G	612	0.2	212	0.3	155	0.2	69.9	67.9	3115	1.1
friendster	Social	65.6M	3.6G	33	0.3	15	0.4	10	0.2	85.0	60.0	674	1.1
g500	Synth	536.9M	17.0G	18	1.2	17	9.0	4.3	0.9	20.2	17.4	8	0.5
clueweb12	Web	978.4M	74.7G	346	4.5	303	9.0	166	3.6	73.9	69.2	2122	0.9
wdc14	Web	1.7G	123.9G	1,159	3.9	885	6.4	584	3.3	31.8	29.2	3026	0.4
eu15	Web	1.1G	161.1G	2,397	5.5	2,052	9.2	1,132	4.7	74.3	70.3	9072	0.5

Skipper may result in slight differences in matches quality over different executions. We observed up to  $\pm 0.2\%$  changes.

**Work Efficiency.** To evaluate the total work performed by Skipper, we measure the total number of times the CAS instruction (Algorithm1, Lines 12 and 15) is executed. This provides an upper bound on the number of processed edges. Table II, Column 14, shows the total number of CAS executions as a percentage of  $|E|$ . The result shows that Skipper processes 0.4% to 34% of edges, with a geometric mean of 1.2%.

**Scalability.** Figure 3 shows the execution time of Skipper on the Zen3 machine (Table I) for three datasets: *twitter10*, *ms1*, and *friendster* when 16, 32, 64, and 128 cores are used. The figure demonstrates a decrease in parallel efficiency as the number of cores increases.

## V. CONCLUSION

This paper introduces Skipper, an asynchronous incremental Maximal Matching algorithm that deterministically processes each edge and needs a single pass over edges. Our evaluation

shows that Skipper achieves up to three orders of magnitude speedup compared to state-of-the-art algorithms.

**Future Work.** 1. In Section III, we discussed the mutual state transition mechanism of Skipper, which enables efficient deterministic matching in a single round. This mechanism can be adapted for other reservation-based algorithms [9] and may improve their performance.

2. For larger graphs, a distributed-memory version of Skipper may be necessary. In a distributed setting, the deterministic and asynchronous processing features of Skipper translate to continuous communication between computing nodes and overlapping communication and computation. Techniques similar to those used in SiskinCC and RobinCC [24] can be applied to design a high-performance distributed Maximal Matching algorithm based on Skipper.

3. Furthermore, Skipper is incremental and requires a single pass over edges. This makes it an ideal solution for Maximal Matching in streaming and out-of-core graph processing.

4. Our evaluation in Section IV showed that Skipper achieves a high speedup, however, its output quality is 88.6% of the Lim-Chung algorithm, on average. To improve Skipper’s quality,

edges can be prioritized based on the characteristics of their endpoints. For example, the algorithm may begin by processing edges of low-degree vertices. The modifications may impact the execution time.

**Source Code.** The source code of Skipper is available on <https://github.com/MohsenKoochi/LaganLighter>.

#### ACKNOWLEDGEMENTS

The author would like to thank Syed Ibtisam Tauhidi for drawing attention to the graph matching problems.

This work was partially supported by NI-HPC (UKRI EPSRC grant EP/T022175/1).

We used a non-training version of Llama 4 to enhance grammar and editing in this paper.

#### REFERENCES

- [1] A. Israeli and A. Itai, "A fast and simple randomized parallel algorithm for maximal matching," *Information Processing Letters*, vol. 22, no. 2, pp. 77–80, 1986.
- [2] B. O. F. Auer and R. H. Bisseling, "A gpu algorithm for greedy graph matching," *Facing the Multicore-Challenge II*, vol. 7174, pp. 108–119, 2012.
- [3] G. E. Blelloch, J. T. Fineman, and J. Shun, "Greedy sequential maximal independent set and matching are parallel on average," in *PACT'12*, 2012, pp. 308–317.
- [4] M. Birn, V. Osipov, P. Sanders, C. Schulz, and N. Sitchinava, "Efficient parallel and external matching," in *European Conference on Parallel Processing*. Springer, 2013, pp. 659–670.
- [5] B. Lim and Y. D. Chung, "A parallel maximal matching algorithm for large graphs using pregel," *IEICE TRANSACTIONS on Information and Systems*, vol. 97, no. 7, pp. 1910–1913, 2014.
- [6] M. Koochi Esfahani and H. Vandierendonck, "On optimizing locality of graph transposition on modern architectures," 2025. [Online]. Available: <https://arxiv.org/abs/2501.06872>
- [7] J. Shun, G. E. Blelloch, J. T. Fineman, P. B. Gibbons, A. Kyrola, H. V. Simhadri, and K. Tangwongsan, "Brief announcement: The problem based benchmark suite," in *PACT'12*, 2012, pp. 68–70.
- [8] D. Anderson, G. E. Blelloch, L. Dhulipala, M. Dobson, and Y. Sun, "The problem-based benchmark suite (PBBS), v2," in *PPoPP'22*, 2022, pp. 445–447.
- [9] G. E. Blelloch, J. T. Fineman, P. B. Gibbons, and J. Shun, "Internally deterministic parallel algorithms can be fast," in *PPoPP'12*, 2012, pp. 181–192.
- [10] M. Koochi Esfahani, P. Kilpatrick, and H. Vandierendonck, "Locality analysis of graph reordering algorithms," in *2021 IEEE International Symposium on Workload Characterization (IISWC'21)*. USA: IEEE, 2021, pp. 101–112.
- [11] P. Boldi, B. Codenotti, M. Santini, and S. Vigna, "Ubi-crawler: A scalable fully distributed web crawler," *Softw. Pract. Exper.*, vol. 34, no. 8, p. 711–726, Jul. 2004.
- [12] P. Boldi and S. Vigna, "The webgraph framework i: Compression techniques," in *Proceedings of the 13th International Conference on World Wide Web*, ser. WWW '04. ACM, 2004, p. 595–602.
- [13] P. Boldi, A. Marino, M. Santini, and S. Vigna, "Bubing: Massive crawling for the masses," *ACM Trans. Web*, vol. 12, no. 2, Jun. 2018.
- [14] R. Meusel, S. Vigna, O. Lehmberg, and C. Bizer, "The graph structure in the web – analyzed on different aggregation levels," *The Journal of Web Science*, vol. 1, no. 1, pp. 33–47, 2015.
- [15] O. Lehmberg, R. Meusel, and C. Bizer, "Graph structure in the web: Aggregated by pay-level domain," in *Proceedings of the 2014 ACM Conference on Web Science*, ser. WebSci '14. ACM, 2014, p. 119–128.
- [16] R. Meusel, S. Vigna, O. Lehmberg, and C. Bizer, "Graph structure in the web — revisited: A trick of the heavy tail," ser. WWW '14 Companion. ACM, 2014.
- [17] P. Boldi, M. Santini, and S. Vigna, "A large time-aware graph," *SIGIR Forum*, vol. 42, no. 2, pp. 33–38, 2008.
- [18] M. Koochi Esfahani, P. Boldi, H. Vandierendonck, P. Kilpatrick, and S. Vigna, "MS-BioGraphs: Sequence similarity graph datasets," 2023. [Online]. Available: <https://doi.org/10.48550/arXiv.2308.16744>
- [19] F. social network, "Friendster: The online gaming social network," 2011. [Online]. Available: <https://archive.org/details/friendster-dataset-201107>
- [20] H. Kwak, C. Lee, H. Park, and S. Moon, "What is twitter, a social network or a news media?" in *Proceedings of the 19th International Conference on World Wide Web*, ser. WWW '10. ACM, 2010, p. 591–600.
- [21] R. C. Murphy, K. B. Wheeler, B. W. Barrett, and J. A. Ang, "Introducing the graph 500," *Cray Users Group*, 2010.
- [22] M. Koochi Esfahani, "On designing structure-aware high-performance graph algorithms," Ph.D. dissertation, Queen's University Belfast, 2022.
- [23] —, "Accelerating loading WebGraphs in ParaGrapher," 2025. [Online]. Available: <https://arxiv.org/abs/2507.00716>
- [24] —, "On optimizing resource utilization in distributed connected components," 2025.