

# DMER-Ranker: Learning to Rank Emotion Descriptions in the Absence of Ground Truth

Zheng Lian<sup>1</sup>, Licai Sun<sup>2</sup>, Haoyu Chen<sup>2</sup>, Zebang Cheng<sup>3,4</sup>, Fan Zhang<sup>5</sup>, Ziyu Jia<sup>1</sup>,  
Ziyang Ma<sup>6</sup>, Fei Ma<sup>4</sup>, Xiaojiang Peng<sup>7</sup>, Jianhua Tao<sup>8</sup>

<sup>1</sup>Institute of Automation, Chinese Academy of Sciences <sup>2</sup>University of Oulu

<sup>3</sup>Shenzhen University <sup>4</sup>Guangdong Laboratory of Artificial Intelligence and Digital Economy (SZ)

<sup>5</sup>Chinese University of Hong Kong <sup>6</sup>Shanghai Jiaotong University

<sup>7</sup>Shenzhen Technology University <sup>8</sup>Department of Automation, Tsinghua University  
{lianzheng2016@ia.ac.cn}

## Abstract

With the recent success of Large Language Models (LLMs), Descriptive Multimodal Emotion Recognition (DMER) has garnered increasing attention, which aims to describe a person’s emotional state using free-form natural language. Unlike traditional discriminative methods that rely on predefined emotion taxonomies, DMER offers greater flexibility in emotional expression, enabling fine-grained and interpretable emotion representations. However, this free-form prediction paradigm exposes significant challenges in evaluation. Existing methods either depend on ground-truth descriptions that require substantial manual annotations or simplify the task by shifting the focus from evaluating descriptions to evaluating emotion labels. However, this simplification overlooks critical aspects such as emotional temporal dynamics, intensity, and uncertainty. To address these limitations, we draw inspiration from Reinforcement Learning from Human Feedback (RLHF) and propose **DMER-Ranker**, a novel evaluation strategy that reformulates the traditional “prediction-ground truth” comparison into the “prediction-prediction” comparison, eliminating the need for ground-truth descriptions. We then employ the Bradley-Terry algorithm to convert pairwise comparison results into model-level rankings. Additionally, we explore the possibility of automatic preference prediction and introduce **DMER-Preference**, the first preference dataset specifically designed for human emotions. Our work advances the field of DMER and lays the foundation for more intelligent human-computer interaction systems.

## 1 Introduction

Descriptive Multimodal Emotion Recognition (DMER) [1], also known as Explainable MER (EMER) [2], aims to use free-form natural language to describe emotional states. Unlike traditional discriminative methods that depend on predefined emotion taxonomies [3, 4], DMER adopts a generative paradigm, offering greater flexibility in emotion representation. This enables fine-grained and interpretable emotional expression, presenting significant opportunities for advancing emotion-intelligent human-computer interaction technologies [5]. Recent advancements in Multimodal Large Language Models (MLLMs), with their rich vocabularies and multimodal understanding capabilities, have made this task feasible. Figure 1 shows the distinctions between descriptive and discriminative MER.

However, evaluating the quality of such open-ended descriptions remains a non-trivial task. Current evaluation strategies can be broadly classified into two categories. The first approach leverages ground-truth emotion descriptions and utilizes LLMs, such as OpenAI GPT [6], to measure the similarity between predicted and ground-truth descriptions [2]. Nevertheless, emotions are inherently linked

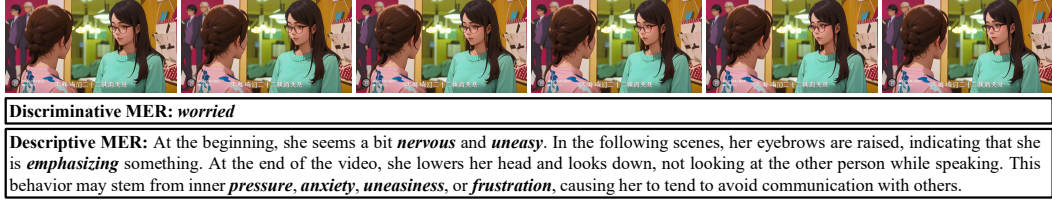


Figure 1: **Task comparison.** Discriminative MER assigns a label from a predefined taxonomy to represent a character’s emotional state. In contrast, descriptive MER provides a more detailed description, incorporating multimodal clues, fine-grained emotion labels, and emotion intensity.

to diverse multimodal cues, including facial expressions, (micro-)gestures, head movements, hand actions, and vocal tones [7–9]. Consequently, generating a comprehensive and accurate description of a person’s emotional state is inherently challenging. Moreover, obtaining high-quality ground-truth descriptions entails substantial annotation costs [2]. Given these challenges, researchers propose bypassing the evaluation of emotion descriptions and focusing solely on emotion labels [1, 10]. While this approach is more cost-effective, it neglects key aspects of emotional expression present in descriptions, such as temporal dynamics, intensity, and uncertainty. Furthermore, it fails to consider the existence and reasonableness of clue-based analysis, resulting in an incomplete assessment of emotion descriptions. Figure 2 summarizes the existing evaluation strategies for DMER.

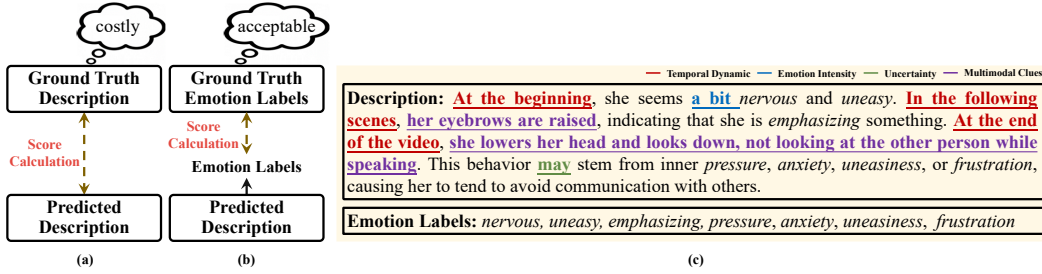


Figure 2: **Existing evaluation strategies for DMER.** (a) Description-based evaluation, which depends on expensive human-annotated descriptions; (b) Label-based evaluation, which focuses on emotion labels; (c) Compared to description-based methods, label-based evaluation neglects critical aspects, such as emotional temporal dynamics, intensity, uncertainty, and the existence of multimodal cues, resulting in an incomplete assessment of emotion description.

Drawing inspiration from Reinforcement Learning from Human Feedback (RLHF) [11], we transform the complex problem of designing indicators to measure semantic similarity with ground truth into a simpler problem of learning human preferences. Specifically, we propose **DMER-Ranker**, shifting the evaluation paradigm from the “prediction-ground truth” comparison to the “prediction-prediction” comparison. In our annotation process, we provide two descriptions for a video and ask *human annotators* to determine which description better captures the character’s emotional state. We then employ the Bradley-Terry algorithm [12] to transform these pairwise comparison results into model-level rankings. Compared to previous methods (see Figure 2), our approach addresses the need for costly ground-truth descriptions. Furthermore, it directly assesses model performance based on descriptions, rather than relying solely on emotion labels. Therefore, this method provides a valuable complement to existing evaluation strategies.

Beyond the evaluation strategy, we also investigate whether the aforementioned human annotation process can be automated using MLLMs, thereby further reducing evaluation costs. Current research on LLMs-as-judges primarily focuses on pure-text or vision-language inputs [13, 14], with limited exploration in the domain of human emotions, which is characterized by multimodality, temporal dynamics, and subtle variations [15, 16]. To address this gap, we conduct a pioneering study to examine the feasibility of using MLLMs as judges for DMER. We first construct a preference dataset, **DMER-Preference**. To build this dataset, we provide two emotion descriptions for each video and recruit multiple annotators to evaluate which description better aligns with the character’s emotional state. Only samples with unanimous agreement among the all annotators are included in the final

dataset. To the best of our knowledge, this is the first preference dataset specifically designed for human emotions. We then perform a comprehensive evaluation of various MLLMs on the preference prediction task and explore strategies to improve their consistency with human annotations. The main contributions of this paper are summarized as follows:

- **(Ranking Strategy)** This paper draws inspiration from RLHF and introduces *DMER-Ranker*, a novel ranking strategy specifically designed for DMER. In contrast to prior approaches, our method eliminates the reliance on ground-truth descriptions but can still focus on evaluating complete emotion descriptions rather than isolated emotion labels. This work represents a significant advancement and valuable complement to existing evaluation methodologies.
- **(Automated Evaluation)** This paper presents a pioneering study on automatic preference prediction for human emotions. We construct *DMER-Preference*, the first preference dataset in this domain, and conduct a comprehensive evaluation of multiple MLLMs on preference prediction. Our work makes a great contribution to the research on MLLMs-as-judges.
- **(Discovery)** This paper proposes multiple strategies to enhance the performance of automatic preference prediction. Furthermore, we propose several evaluation metrics and examine their relationships and effectiveness within the context of DMER.

## 2 Ranking Strategy: DMER-Ranker

This paper draws inspiration from RLHF and proposes a ranking strategy that eliminates the need for ground-truth descriptions. The core idea is to transform the traditional “prediction-ground truth” comparison into the “prediction-prediction” comparison. Section 4.6 provides an example to illustrate this ranking process. Specifically, suppose there are  $M$  models, and let  $m_i$  denote one of them. Consider pairwise comparisons between model  $m_i$  and model  $m_j$  as an example. To ensure reliability, we conduct preference comparisons across multiple samples. For each sample  $x^k, k \in [1, K]$ , we prompt model  $m_i$  and model  $m_j$  to generate emotion descriptions for  $x^k$ , resulting in  $d_i^k$  and  $d_j^k$ , respectively. We then recruit multiple annotators to assign preference scores to  $d_i^k$  and  $d_j^k$ , and their majority voted results are denoted as  $p_{ij}^k$ . Figure 3 illustrates the annotation platform layout, where *description 1* and *description 2* correspond to  $d_i^k$  and  $d_j^k$ , respectively.

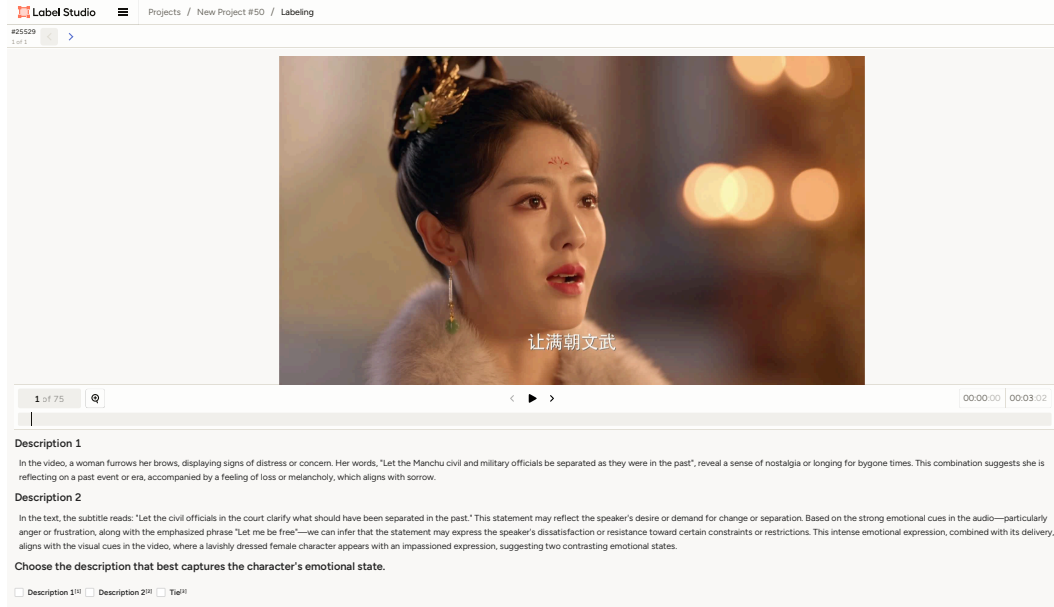


Figure 3: **Annotation platform layout.** We provide annotators a video along with two descriptions and then ask them to determine which description better reflects the character’s emotional state. They can choose from three options: *description 1*, *description 2*, or *tie*.

By aggregating human-annotated results across all samples  $p_{ij}^k, k \in [1, K]$ , we can determine the overall performance comparison between models  $m_i$  and  $m_j$ . For instance, if humans prefer the outputs of  $m_i$  100 times and  $m_j$  200 times, we consider  $m_j$  to outperform  $m_i$ . This preference score is then binarized into 0 or 1 and recorded in a matrix  $\mathbf{W}$ :

$$\mathbf{W}_{ij} = \begin{cases} 1, m_i \text{ beats } m_j \\ 0, m_i \text{ loses to } m_j \end{cases}. \quad (1)$$

Next, we apply the Bradley-Terry algorithm to infer model rankings from the preference matrix  $\mathbf{W}$ . In this algorithm, each model  $m_i$  is associated with a positive parameter  $\theta_i$ , which quantifies its relative strength or advantage. The probability that model  $m_i$  outperforms model  $m_j$  is defined as:

$$P(m_i \text{ beats } m_j) = \frac{\theta_i}{\theta_i + \theta_j}. \quad (2)$$

Combined with the observation  $\mathbf{W}$ , we estimate  $\theta$  by maximizing the following likelihood function:

$$\max L(\theta) = \prod_{i < j} \left( \frac{\theta_i}{\theta_i + \theta_j} \right)^{\mathbf{W}_{ij}} \left( \frac{\theta_j}{\theta_i + \theta_j} \right)^{1 - \mathbf{W}_{ij}}. \quad (3)$$

For computational efficiency, we optimize the log-likelihood instead:

$$\min - \sum_{i < j} [\mathbf{W}_{ij} \ln \theta_i + (1 - \mathbf{W}_{ij}) \ln \theta_j - \ln (\theta_i + \theta_j)]. \quad (4)$$

Finally, we use gradient descent to estimate the advantage scores for each model. Models with higher scores are ranked higher.

### 3 Automatic Preference Prediction

The above ranking strategy (see Section 2) relies on human annotations. In this section, we investigate the possibility of automating human feedback entirely. Specifically, we first construct a high-quality preference dataset tailored for human emotions, named **DMER-Preference**. Leveraging this dataset, we then reveal the feasibility of employing MLLMs for automatic preference prediction.

#### 3.1 Preference Dataset: DMER-Preference

To build the dataset, we first collect 1,368 video samples and provide two emotion descriptions for each. Then, we recruit multiple annotators to assess these descriptions in the context of the corresponding video content and determine which one more accurately reflects the character’s emotional state. To ensure annotation quality, all annotators must pass a preliminary test focused on emotion recognition. Finally, we retain only samples with unanimous agreement among the all annotators, resulting in a total of 574 samples. This strict selection strategy ensures the reliability of the preference labels.

Figure 4 shows the inter-annotator consistency. As illustrated in Figure 4a (where ties are excluded), the inter-annotator consistency reaches approximately 70%, reflecting the upper bound of agreement among human annotators. This result also suggests that different annotators can achieve a relatively consistent consensus on this task. In Figure 4b (where ties are included), the average consistency drops by roughly 10%. These results suggest that ties are ambiguous and uncertain, making it difficult for annotators to reach a consensus. In the following experiments, we report performance in both two-class (excluding ties) and three-class (including ties) conditions.

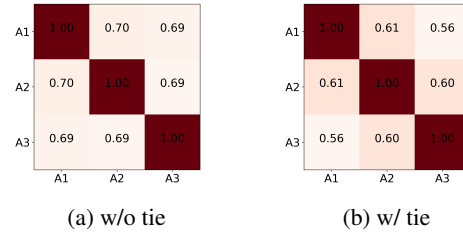







































Figure 4: Inter-annotator consistency.

Table 1 compares our DMER-Preference with existing datasets. Our dataset integrates multimodal cues and temporal dynamics, providing a valuable resource for preference learning. Notably, this is the first preference dataset specifically designed for human emotions.



Table 1: **Dataset comparison.** The second column indicates the modalities used in preference annotation, where “T”, “I”, “A”, and “V” denote text, image, audio, and video, respectively. MLLM-as-a-Judge employs image sequences instead of videos; thus, we use the symbol  to indicate this. As shown in the table, DMER-Preference is the only dataset that incorporates both multimodality and temporal dynamics in preference annotation, with a specific focus on human emotions.

Dataset	Modality				Task Description
	T	I	A	V	
MTBench [17]					writing, math, and knowledge
FairEval [18]					80 questions including writing, role play, etc.
PandaLM [19]					law, biomedical data, etc
LLMEval [20]					story generation, text summarization, dialogue, etc.
EvalBiasBench [21]					80 evaluation instances
JudgeBench [22]					knowledge, reasoning, math, and coding
CALM [23]					Various tasks, including commonsense reasoning, math, science QA, etc
MLLM-as-a-Judge [13]					captioning, reasoning, etc
DMER-Preference (Ours)					descriptive multimodal emotion understanding

### 3.2 MLLM-based Solutions

Since human expresses emotions through multiple modalities, we only select mainstream open-source and closed-source MLLMs that support at least audio or video inputs. We then propose four distinct strategies to realize preference prediction.

**Strategy 1 (S1).** We directly input the video along with two descriptions into MLLM and prompt it to identify the preferred description. Figure 5 illustrates the template used in S1.

We provide two descriptions for a given input. Please determine which one is better aligned with the input content. If both descriptions are equally aligned with the input content, please output 'tie'. Directly output the answer without additional reasoning.

Video: {Video}

Description\_1: {Description\_1}

Description\_2: {Description\_2}

Figure 5: Template for S1.

**Strategy 2 (S2).** S2 decomposes the preference prediction process in S1 into two steps. Specifically, we first prompt MLLM to generate a detailed description of the video, with a particular focus on the character’s emotional state. We then treat the output from the first step as the reference and ask the model to determine which of the two candidate descriptions aligns better with this reference. Figure 6 illustrates the detailed template used in S2.

Please provide a detailed description of a given video, with a particular focus on the emotions portrayed.

Video: {Video}

-----

We provide a true description and two predicted descriptions. Please determine which one is better aligned with the true description. If both descriptions are equally aligned with the true description, please output 'tie'. Directly output the answer without additional reasoning.

Ground Truth: {Output of the First Step}

Prediction\_1: {Description\_1}

Prediction\_2: {Description\_2}

Figure 6: Template for S2 and S3.

**Strategy 3 (S3).** The second step in S2 relies solely on text input, which can be implemented using an external LLM. The main reason for introducing this alternative is that the current training process of MLLMs typically begins with a pretrained LLM, followed by additional multimodal training.

While this enables the model to understand other modalities, the suboptimal training strategy may harm its text processing capability. Therefore, we opt to use an external LLM for the second step.

**Strategy 4 (S4).** We further divide the second step (in Figure 6) into two steps, requiring the model to perform an additional reasoning process rather than directly outputting a preference decision. Our goal is to investigate whether incorporating this intermediate reasoning step can improve performance in preference prediction. Figure 7 provides the detailed template used in S4.

Please provide a detailed description of a given video, with a particular focus on the emotions portrayed.  
Video: {Video}

---

We provide a true description and two predicted descriptions. Please determine which one is better aligned with the true description. If both descriptions are equally aligned with the true description, please output 'tie'. Please output the answer along with the reasoning process.  
Ground Truth: {Output of the First Step}  
Prediction\_1: {Description\_1}  
Prediction\_2: {Description\_2}

---

Based on the provided description, please determine which one is better aligned with the ground truth description. The output should be 'Description1', 'Description2', or 'Tie'.  
Description: {Output of the Second Step}

Figure 7: Template for S4.

Table 2 presents a comparative analysis of different strategies, detailing the number of steps, the output content at each step, and the models employed. As illustrated in Table 2, the solution chain becomes progressively longer from S1 to S4.

Table 2: **Comparison of different strategies.** For each strategy, we detail the number of steps involved, the output content of each step, and the model used.

Strategy	Step 1		Step 2		Step 3	
	output	model	output	model	output	model
S1	preference	MLLM	—	—	—	—
S2	description	MLLM	preference	MLLM	—	—
S3	description	MLLM	preference	another LLM	—	—
S4	description	MLLM	reasoning	another LLM	preference	another LLM

### 3.3 Evaluation Metrics

**Recognition Performance.** This metric measures the consistency between model predictions and human annotations. The DMER-Preference dataset contains three labels: (1) the first description is preferred; (2) the second description is preferred; (3) the descriptions are tied. As discussed in Section 3.1, ties are often ambiguous and uncertain, making it difficult for annotators to reach consensus. Therefore, we report both weighted average F1-score (WAF) and accuracy (ACC) for both two-class (excluding ties) and three-class (including ties) conditions. In the following experiments, when only one metric is reported, we default to the two-class WAF.

**Flip Consistency.** In our experiments, we observe that reversing the input order sometimes leads to different results. Take Figure 8 as an example. Ideally, if we reverse the order of two descriptions, we expect the model to prefer the same description. However, in practice, some models exhibit distinct preferences. We hypothesize that this may be because their preferences are driven by the presentation order rather than the content of the descriptions. Therefore, we introduce *flip consistency*, a metric that measures the consistency of prediction results for forward and reverse orders. This metric evaluates the model’s robustness to position bias, ensuring reliable preference predictions.

<p>We provide two descriptions for a given input. Please determine which one is better aligned with the input content. If both descriptions are equally aligned with the input content, please output 'tie'. Directly output the answer without additional reasoning.</p> <p>Video: {Video}  Description_1: {Description_1}  Description_2: {Description_2}</p> <p>-----</p> <p>Output: {D1}</p>
<p>We provide two descriptions for a given input. Please determine which one is better aligned with the input content. If both descriptions are equally aligned with the input content, please output 'tie'. Directly output the answer without additional reasoning.</p> <p>Video: {Video}  Description_1: {Description_2}  Description_2: {Description_1}</p> <p>-----</p> <p>Output: {D2}</p>

Figure 8: **Illustration of flip consistency.** We require the model to prefer the same description regardless of input order.

## 4 Results and Discussions

In this section, we present comprehensive experimental evaluations and detailed analyses of the results. **We first investigate the potential of automatic preference prediction, identifying strategies to enhance its performance. Subsequently, we integrate the optimal automatic preference prediction approach with DMER-Ranker for model-wise ranking.** All experiments were conducted on an A100 GPU. To mitigate randomness, each experiment is repeated twice, with both average scores and standard deviations reported.

### 4.1 Impact of Different Solutions

Section 3.2 presents four MLLM-based solutions, and their performance differences are compared in Figure 9. For most models, S3/S4 outperform S1/S2. The key distinction between these strategies lies in whether they leverage an external LLM. These findings highlight the benefits of incorporating an external LLM, as MLLMs may struggle with natural language understanding. However, some exceptions exist. For instance, Qwen2.5-VL and Qwen2.5-Omni perform better with S1/S2 than with S3/S4. This is because these models retain strong language processing capabilities due to their advanced training methodologies, allowing them to effectively interpret complex prompts. In such cases, the longer inference chains in S3/S4 may introduce error accumulation and degrade performance. Thus, a trade-off emerges: while using an external LLM can compensate for the limited language processing abilities of some MLLMs, longer inference chains may also increase error accumulation. Consequently, the optimal solution depends on the specific model.

### 4.2 Main Results

As discussed in Section 4.1, different MLLMs exhibit preferences for distinct solutions. Table 3 summarizes the performance of each model when using its optimal strategy. These results reveal that current MLLMs demonstrate relatively weak alignment with human annotations, underscoring the challenges of automatic preference prediction. Notably, flip consistency and recognition performance show low correlation. For example, Otter [24] achieves high flip consistency but performs poorly in recognition performance. It indicates that these metrics capture distinct aspects of model behavior: recognition performance evaluates the model’s accuracy in preference prediction, whereas flip consistency ensures that predictions are based on content rather than input order. Ideally, a model should excel in both metrics. Among all models, AffectGPT [1] demonstrates the best overall performance, achieving 68.90% on the two-class WAF and 85.45% on flip consistency, highlighting its superior ability to understand human emotions.

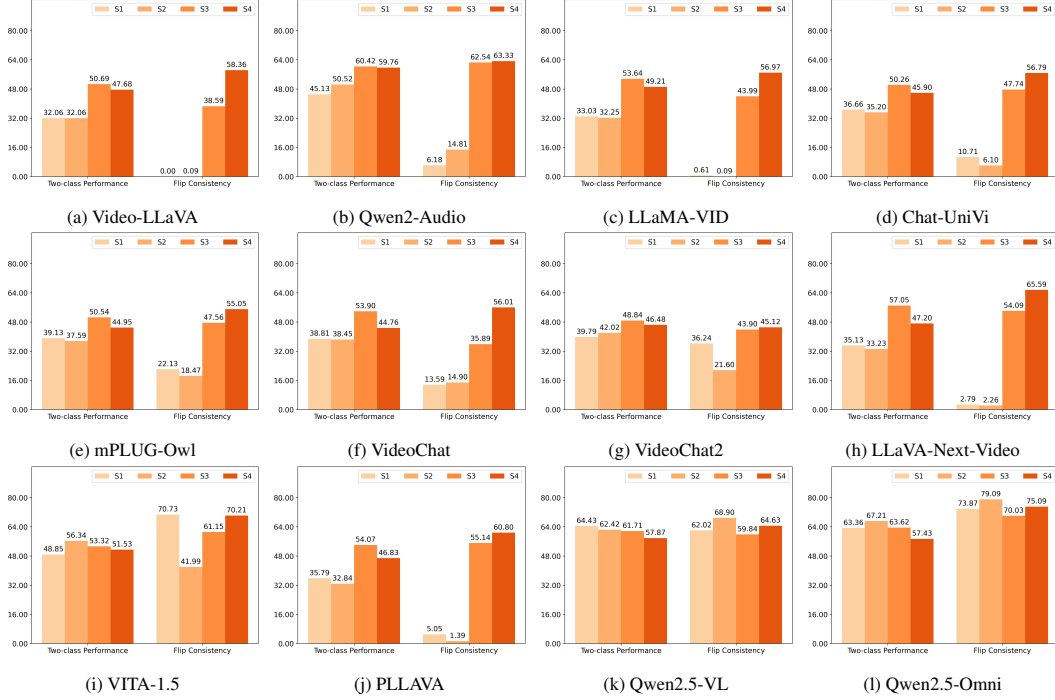


Figure 9: **Impact of different strategies.** We compare the performance of S1~S4 across various MLLMs. All experiments are conducted on our DMER-Preference dataset.

Table 3: **Main results.** We report the performance of different MLLMs under their optimal strategies.

Model	Optimal Strategy	Two-Class Performance		Three-Class Performance		Flip Consistency(†)
		WAF(†)	ACC(†)	WAF(†)	ACC(†)	
<i>Open-source MLLMs</i>						
Otter [24]	S4	46.97±0.34	51.69±0.53	30.48±0.38	22.56±0.09	76.05±1.13
VideoChat2 [25]	S3	48.84±1.43	48.85±1.42	44.86±0.80	42.51±0.70	43.90±1.74
Chat-UniVi [26]	S3	50.26±1.24	50.27±1.24	46.32±2.13	43.55±1.92	47.74±1.05
Video-ChatGPT [27]	S3	50.49±0.48	50.53±0.44	46.47±0.50	44.34±0.44	48.61±0.52
mPLUG-Owl [28]	S3	50.54±0.09	50.53±0.09	46.22±0.82	43.82±0.96	47.56±1.22
Video-LLaVA [29]	S3	50.69±0.55	51.78±0.27	47.52±0.29	47.74±0.00	38.59±0.26
LLaMA-VID [30]	S3	53.64±0.36	53.64±0.36	48.59±0.54	45.38±0.44	43.99±1.48
VideoChat [31]	S3	53.90±2.94	53.91±2.93	47.07±1.31	43.29±1.13	35.89±0.87
PLLAVA [32]	S3	54.07±1.06	54.35±1.07	51.92±0.50	51.13±0.44	55.14±0.78
VITA-1.5 [33]	S2	56.34±0.00	60.04±0.00	54.74±0.00	58.89±0.00	41.99±0.00
LLaVA-Next-Video [34]	S3	57.05±1.61	57.46±1.51	54.78±0.83	54.27±0.61	54.09±0.44
Qwen2-Audio [35]	S3	60.42±0.28	60.48±0.27	58.12±0.55	57.23±0.44	62.54±0.00
Qwen2.5-VL [36]	S1	64.43±0.87	65.28±0.80	62.60±0.84	64.02±0.78	62.02±0.35
Qwen2.5-Omni [37]	S2	67.21±0.00	67.32±0.00	65.29±0.00	<b>66.03±0.00</b>	79.09±0.00
AffectGPT [1]	S4	<b>68.90±0.52</b>	<b>68.92±0.53</b>	<b>66.16±0.53</b>	64.98±0.35	<b>85.45±0.96</b>
<i>Closed-source MLLMs</i>						
GPT-4o [6]	S1	59.28±0.08	59.41±0.09	56.57±0.04	53.75±0.09	64.55±0.96
Gemini-2.0-Flash [38]	S1	59.80±0.88	60.39±0.89	58.14±0.65	55.66±0.61	57.14±2.26
Gemini-2.5-Flash [39]	S1	60.60±0.64	61.19±0.62	58.77±0.55	57.93±0.78	64.98±1.39
GPT-4.1 [40]	S1	60.75±0.18	60.75±0.18	59.23±0.35	59.67±0.26	80.84±0.52
Gemini-1.5-Pro [41]	S1	60.79±0.68	61.55±0.62	59.06±0.66	60.37±0.61	62.37±0.35
Gemini-1.5-Flash [41]	S1	64.64±0.12	65.19±0.18	62.55±0.03	63.50±0.09	72.04±0.44

### 4.3 Model-Based Crowdsourcing

Given the limitations of MLLMs in preference prediction (see Table 3), we propose enhancing their performance through model-based crowdsourcing. Our approach consists of two key steps: 1) Filtering models based on their recognition performance and flip consistency, retaining only those that exceed 60% in both metrics. 2) Applying majority voting to aggregate predictions from the selected models. In Figure 10, we rank the filtered models by performance and select the top- $N$  models

for aggregation. Our experiments demonstrate that this strategy improves preference recognition performance. But as the number of models increases, performance initially improves and then declines. These findings highlight the importance of selecting an appropriate  $N$ : a large value introduces excessive noise, while a small value limits the effectiveness of the approach. As shown in Figure 10,  $N = 4$  is a balanced choice that achieves promising results without excessive noise.

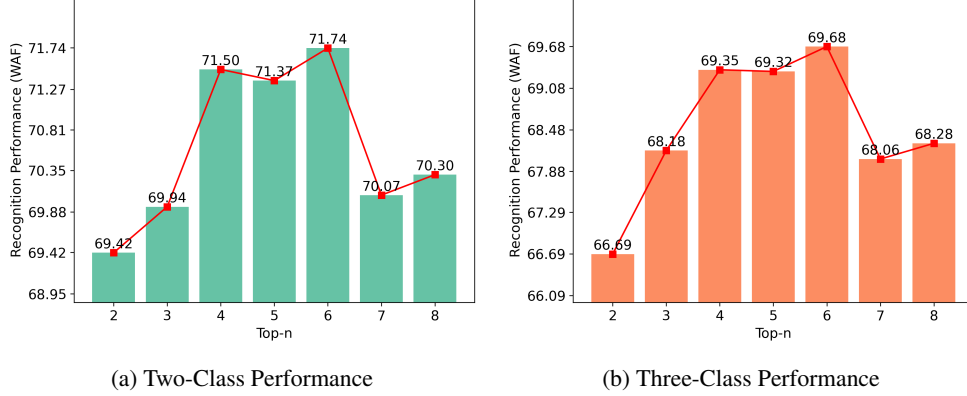


Figure 10: **Effectiveness of model-based crowdsourcing.** We report the performance when using different numbers of selected models.

#### 4.4 Choice of LLMs

As discussed in Section 3.2, S3 and S4 depend on external LLMs. In this section, we conduct a detailed investigation into the effects of different LLMs. Beyond recognition performance and flip consistency, we introduce a new metric called *multi-run consistency*, which measures the stability of a model’s outputs across multiple runs. As illustrated in Figure 11a, S4 shows lower multi-run consistency than S3. These results indicate that the longer reasoning process in S4 tends to produce greater cumulative differences and more varied prediction outcomes. Figures 11b and 11c demonstrate that Qwen3-14B achieves the highest flip consistency while maintaining competitive recognition performance, highlighting its exceptional capability for preference prediction. Therefore, we select Qwen3-14B as the default LLM in this paper.

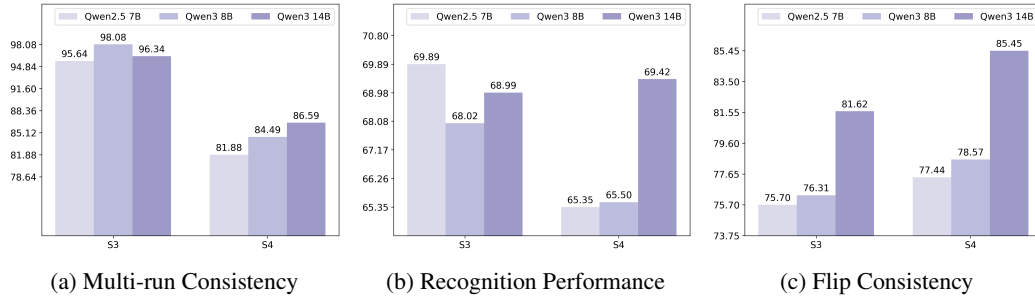


Figure 11: **Impact of LLMs.** For recognition performance, we report two-class WAF scores.

#### 4.5 Combination of Forward and Reversed Predictions

As demonstrated in Section 4.4, current models demonstrate suboptimal performance regarding multi-run consistency and flip consistency. This observation naturally raises the question: *Can we enhance the reliability of the results by aggregating the outputs of multiple rounds of forward and backward inputs?* To evaluate this hypothesis, we execute each method twice in forward order and twice in reverse order, generating four preference descriptions  $\{p_1, \dots, p_4\}$ . We then employ majority voting to determine the final outcome. Figure 12 presents the impact of this strategy across

different MLLMs. Experimental results demonstrate that most models benefit from this approach, including OpenAI GPT and Gemini. However, some exceptions also exist, such as Chat-UniVi and Qwen2.5-VL, indicating that the effectiveness of this strategy is model-dependent.

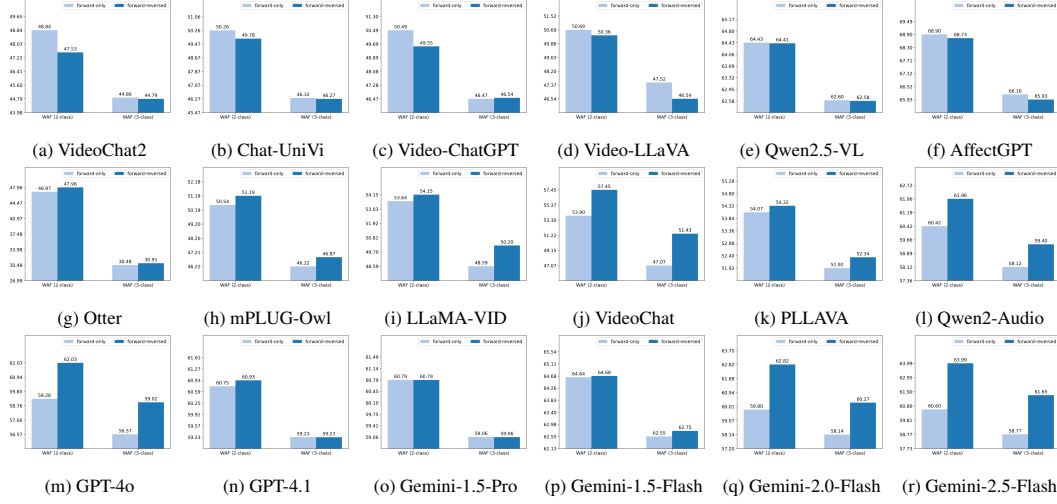


Figure 12: **Combination of forward and reversed predictions.** We evaluate the performance of forward-only predictions versus forward-reversed combinations on two-class and three-class WAF.

#### 4.6 Practical Implementation: DMER-Ranker with Automatic Preference Prediction

This section illustrates our ranking process through a concrete example. We first select  $M = 10$  models  $U = \{\text{Chat-UniVi, LLaMA-VID, mPLUG-Owl, Video-ChatGPT, Otter, SALMONN, Qwen-Audio, Video-LLaVA, VideoChat, VideoChat2}\}$  and conduct preference comparisons across  $N = 332$  samples. This process requires a total of  $C(M, 2) \times N = 14,940$  comparisons. To optimize evaluation efficiency, we apply the strategy described in Section 4.3, utilizing the top four performing models  $V = \{\text{AffectGPT, Qwen2.5-VL, Qwen2.5-Omni, Gemini-1.5-Flash}\}$  for automated preference prediction. Notably, Gemini-1.5-Flash is the only closed-source model in this group. To minimize evaluation costs, we limit automatic preference prediction to the remaining three open-source models. **In this example, we deliberately use different MLLMs for ranking and preference prediction, i.e.,  $U \cap V = \emptyset$ .**

Figure 13a summarizes the final preference prediction results. We then transform these predictions into the matrix  $W$ , yielding the results shown in Figure 13b. Applying the Bradley-Terry algorithm to matrix  $W$ , we derive the advantage score  $\theta$  for each model. Based on these scores, the models are ranked in descending order as follows: *Chat-UniVi, LLaMA-VID, mPLUG-Owl, Video-ChatGPT, Otter, SALMONN, Qwen-Audio, Video-LLaVA, VideoChat, and VideoChat2*.

## 5 Discussion: DMER-Ranker with Manual Preference Annotations

As illustrated in Figure 10, the automatic strategy achieves a maximum accuracy of only approximately 70%, highlighting its inherent limitations for preference prediction. Consequently, human annotation remains indispensable for obtaining reliable ranking results. To balance accuracy requirements with evaluation costs, we propose two practical strategies for human annotation. 1) Reduce the number of comparison samples; 2) Implement a hierarchical comparison strategy. For example, we can divide  $M$  models into two subsets, conduct pairwise comparisons within each subset to identify the top-performing model from each, and then perform a final comparison between the two subset winners. This hierarchical approach significantly reduces the total number of required comparisons while maintaining the reliability of the final ranking. Further experiments involving human annotations will be explored in our future work.



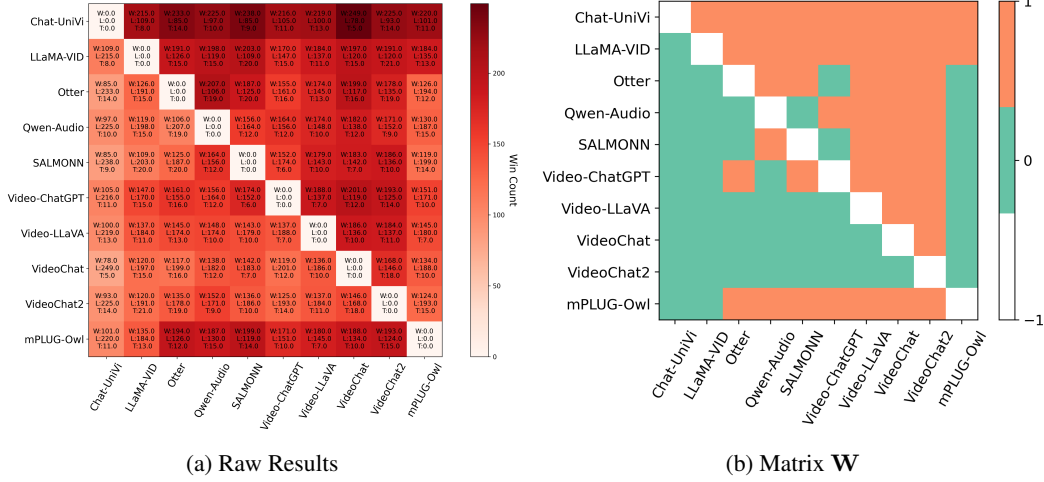


Figure 13: **Visualization of raw results and matrix W.** a) We present the pairwise comparison results between all models, reporting the number of wins (W), losses (L), and ties (T) for each model pair. b) In this matrix, 1 indicates that model  $m_i$  wins against model  $m_j$ , 0 indicates that model  $m_i$  loses to model  $m_j$ , and -1 indicates that no direct comparison is performed between them.

## 6 Conclusion

This paper proposes **DMER-Ranker**, a novel ranking strategy for the DMER task that eliminates the need for ground-truth descriptions. To achieve this, we shift from the traditional “prediction-ground truth” comparison paradigm into the “prediction-prediction” comparison paradigm, subsequently employing the Bradley-Terry algorithm to derive model rankings from pairwise comparison outcomes. To enhance evaluation efficiency, we explore the potential of automatic preference prediction and introduce **DMER-Preference**, the first preference dataset focused on human emotions. Extensive experiments across multiple MLLMs demonstrate that current models struggle with accurate preference predictions. Although model-based crowdsourcing improves performance, the predictions still show limited consistency with human annotations. Therefore, at the current stage, automatic evaluation should be treated as a reference rather than a definitive measure. For reliable ranking results, human annotation remains essential.

## References

- [1] Zheng Lian, Haoyu Chen, Lan Chen, Haiyang Sun, Licai Sun, Yong Ren, Zebang Cheng, Bin Liu, Rui Liu, Xiaojiang Peng, et al. Affectgpt: A new dataset, model, and benchmark for emotion understanding with multimodal large language models. In *Forty-second International Conference on Machine Learning*, 2025.
- [2] Zheng Lian, Licai Sun, Mingyu Xu, Haiyang Sun, Ke Xu, Zhuofan Wen, Shun Chen, Bin Liu, and Jianhua Tao. Explainable multimodal emotion reasoning. *arXiv preprint arXiv:2306.15401*, 2023.
- [3] H Lian, C Lu, S Li, Y Zhao, C Tang, and Y Zong. A survey of deep learning-based multimodal emotion recognition: Speech, text, and face. *Entropy*, 25(10):1440–1440, 2023.
- [4] Zheng Lian, Licai Sun, Yong Ren, Hao Gu, Haiyang Sun, Lan Chen, Bin Liu, and Jianhua Tao. Merbench: A unified evaluation benchmark for multimodal emotion recognition. *arXiv preprint arXiv:2401.03429*, 2024.
- [5] Scott Brave and Cliff Nass. Emotion in human-computer interaction. In *The human-computer interaction handbook*, pages 103–118. CRC Press, 2007.

- [6] Aaron Hurst, Adam Lerer, Adam P Goucher, Adam Perelman, Aditya Ramesh, Aidan Clark, AJ Ostrow, Akila Welihinda, Alan Hayes, Alec Radford, et al. Gpt-4o system card. *arXiv preprint arXiv:2410.21276*, 2024.
- [7] Fatemeh Noroozi, Ciprian Adrian Corneanu, Dorota Kamińska, Tomasz Sapiński, Sergio Escalera, and Gholamreza Anbarjafari. Survey on emotional body gesture recognition. *IEEE Transactions on Affective Computing*, 12(2):505–523, 2018.
- [8] Haoyu Chen, Henglin Shi, Xin Liu, Xiaobai Li, and Guoying Zhao. Smg: A micro-gesture dataset towards spontaneous body gestures for emotional stress state analysis. *International Journal of Computer Vision*, 131(6):1346–1366, 2023.
- [9] Shan Li and Weihong Deng. Deep facial expression recognition: A survey. *IEEE Transactions on Affective Computing*, 13(3):1195–1215, 2020.
- [10] Zheng Lian, Haiyang Sun, Licai Sun, Haoyu Chen, Lan Chen, Hao Gu, Zhuofan Wen, Shun Chen, Zhang Siyuan, Hailiang Yao, et al. Ov-mer: Towards open-vocabulary multimodal emotion recognition. In *Forty-second International Conference on Machine Learning*, 2025.
- [11] Long Ouyang, Jeffrey Wu, Xu Jiang, Diogo Almeida, Carroll Wainwright, Pamela Mishkin, Chong Zhang, Sandhini Agarwal, Katarina Slama, Alex Ray, et al. Training language models to follow instructions with human feedback. *Advances in neural information processing systems*, 35:27730–27744, 2022.
- [12] David R Hunter. Mm algorithms for generalized bradley-terry models. *Annals of Statistics*, 32(1):384–406, 2004.
- [13] Dongping Chen, Ruoxi Chen, Shilin Zhang, Yaochen Wang, YINUO Liu, Huichi Zhou, Qihui Zhang, Yao Wan, Pan Zhou, and Lichao Sun. Mllm-as-a-judge: assessing multimodal llm-as-a-judge with vision-language benchmark. In *Proceedings of the 41st International Conference on Machine Learning*, pages 6562–6595, 2024.
- [14] Jiawei Gu, Xuhui Jiang, Zhichao Shi, Hexiang Tan, Xuehao Zhai, Chengjin Xu, Wei Li, Yinghan Shen, Shengjie Ma, Honghao Liu, et al. A survey on llm-as-a-judge. *arXiv preprint arXiv:2411.15594*, 2024.
- [15] John T Cacioppo and Wendi L Gardner. Emotion. *Annual Review of Psychology*, 50(1):191–214, 1999.
- [16] Rosalind W Picard. *Affective computing*. MIT press, 2000.
- [17] Lianmin Zheng, Wei-Lin Chiang, Ying Sheng, Siyuan Zhuang, Zhanghao Wu, Yonghao Zhuang, Zi Lin, Zhuohan Li, Dacheng Li, Eric Xing, et al. Judging llm-as-a-judge with mt-bench and chatbot arena. *Advances in Neural Information Processing Systems*, 36:46595–46623, 2023.
- [18] Peiyi Wang, Lei Li, Liang Chen, Zefan Cai, Dawei Zhu, Binghuai Lin, Yunbo Cao, Lingpeng Kong, Qi Liu, Tianyu Liu, et al. Large language models are not fair evaluators. In *Proceedings of the 62nd Annual Meeting of the Association for Computational Linguistics (Volume 1: Long Papers)*, pages 9440–9450, 2024.
- [19] Yidong Wang, Zhuohao Yu, Wenjin Yao, Zhengran Zeng, Linyi Yang, Cunxiang Wang, Hao Chen, Chaoya Jiang, Rui Xie, Jindong Wang, Xing Xie, Wei Ye, Shikun Zhang, and Yue Zhang. Pandalm: An automatic evaluation benchmark for LLM instruction tuning optimization. In *The Twelfth International Conference on Learning Representations*, 2024.
- [20] Xinghua Zhang, Bowen Yu, Haiyang Yu, Yangyu Lv, Tingwen Liu, Fei Huang, Hongbo Xu, and Yongbin Li. Wider and deeper llm networks are fairer llm evaluators. *arXiv preprint arXiv:2308.01862*, 2023.
- [21] Junsoo Park, Seungyeon Jwa, Ren Meiyang, Daeyoung Kim, and Sanghyuk Choi. Offsetbias: Leveraging debiased data for tuning evaluators. In *Findings of the Association for Computational Linguistics: EMNLP 2024*, pages 1043–1067, 2024.

- [22] Sijun Tan, Siyuan Zhuang, Kyle Montgomery, William Yuan Tang, Alejandro Cuadron, Chenguang Wang, Raluca A. Popa, and Ion Stoica. Judgebench: A benchmark for evaluating llm-based judges. In *Thirteenth International Conference on Learning Representations*, 2025.
- [23] Jiayi Ye, Yanbo Wang, Yue Huang, Dongping Chen, Qihui Zhang, Nuno Moniz, Tian Gao, Werner Geyer, Chao Huang, Pin-Yu Chen, Nitesh V. Chawla, and Xiangliang Zhang. Justice or prejudice? quantifying biases in llm-as-a-judge. In *The Thirteenth International Conference on Learning Representations*, 2025.
- [24] Bo Li, Yuanhan Zhang, Liangyu Chen, Jinghao Wang, Jingkang Yang, and Ziwei Liu. Otter: A multi-modal model with in-context instruction tuning. *arXiv preprint arXiv:2305.03726*, 2023.
- [25] Kunchang Li, Yali Wang, Yinan He, Yizhuo Li, Yi Wang, Yi Liu, Zun Wang, Jilan Xu, Guo Chen, Ping Luo, Limin Wang, and Yu Qiao. Mvbench: A comprehensive multi-modal video understanding benchmark. In *Proceedings of the IEEE/CVF Conference on Computer Vision and Pattern Recognition*, 2024.
- [26] Peng Jin, Ryuichi Takano, Wancai Zhang, Xiaochun Cao, and Li Yuan. Chat-univi: Unified visual representation empowers large language models with image and video understanding. In *Proceedings of the IEEE/CVF Conference on Computer Vision and Pattern Recognition*, pages 13700–13710, 2024.
- [27] Muhammad Maaz, Hanoona Rasheed, Salman Khan, and Fahad Khan. Video-chatgpt: Towards detailed video understanding via large vision and language models. In *Proceedings of the 62nd Annual Meeting of the Association for Computational Linguistics (Volume 1: Long Papers)*, pages 12585–12602, 2024.
- [28] Qinghao Ye, Haiyang Xu, Guohai Xu, Jiabo Ye, Ming Yan, Yiyang Zhou, Junyang Wang, Anwen Hu, Pengcheng Shi, Yaya Shi, et al. mplug-owl: Modularization empowers large language models with multimodality. *arXiv preprint arXiv:2304.14178*, 2023.
- [29] Bin Lin, Yang Ye, Bin Zhu, Jiayi Cui, Munan Ning, Peng Jin, and Li Yuan. Video-llava: Learning unified visual representation by alignment before projection. In *Proceedings of the 2024 Conference on Empirical Methods in Natural Language Processing*, pages 5971–5984, 2024.
- [30] Yanwei Li, Chengyao Wang, and Jiaya Jia. Llama-vid: An image is worth 2 tokens in large language models. In *European Conference on Computer Vision*, pages 323–340. Springer, 2024.
- [31] KunChang Li, Yinan He, Yi Wang, Yizhuo Li, Wenhao Wang, Ping Luo, Yali Wang, Limin Wang, and Yu Qiao. Videochat: Chat-centric video understanding. *arXiv preprint arXiv:2305.06355*, 2023.
- [32] Lin Xu, Yilin Zhao, Daquan Zhou, Zhijie Lin, See Kiong Ng, and Jiashi Feng. Pllava: Parameter-free llava extension from images to videos for video dense captioning. *arXiv preprint arXiv:2404.16994*, 2024.
- [33] Chaoyou Fu, Haojia Lin, Xiong Wang, Yi-Fan Zhang, Yunhang Shen, Xiaoyu Liu, Haoyu Cao, Zuwei Long, Heting Gao, Ke Li, et al. Vita-1.5: Towards gpt-4o level real-time vision and speech interaction. *arXiv preprint arXiv:2501.01957*, 2025.
- [34] Feng Li, Renrui Zhang, Hao Zhang, Yuanhan Zhang, Bo Li, Wei Li, Zejun Ma, and Chunyuan Li. Llava-next-interleave: Tackling multi-image, video, and 3d in large multimodal models. *arXiv preprint arXiv:2407.07895*, 2024.
- [35] Yunfei Chu, Jin Xu, Qian Yang, Haojie Wei, Xipin Wei, Zhifang Guo, Yichong Leng, Yuanjun Lv, Jinzheng He, Junyang Lin, et al. Qwen2-audio technical report. *arXiv preprint arXiv:2407.10759*, 2024.
- [36] Shuai Bai, Keqin Chen, Xuejing Liu, Jialin Wang, Wenbin Ge, Sibo Song, Kai Dang, Peng Wang, Shijie Wang, Jun Tang, et al. Qwen2. 5-vl technical report. *arXiv preprint arXiv:2502.13923*, 2025.

- [37] Jin Xu, Zhifang Guo, Jinzheng He, Hangrui Hu, Ting He, Shuai Bai, Keqin Chen, Jialin Wang, Yang Fan, Kai Dang, et al. Qwen2. 5-omni technical report. *arXiv preprint arXiv:2503.20215*, 2025.
- [38] Google. Gemini 2.0 flash model card, 2025. URL <https://storage.googleapis.com/model-cards/documents/gemini-2-flash.pdf>.
- [39] Google. Gemini 2.5 flash preview model card, 2025. URL <https://storage.googleapis.com/model-cards/documents/gemini-2.5-flash-preview.pdf>.
- [40] Josh Achiam, Steven Adler, Sandhini Agarwal, Lama Ahmad, Ilge Akkaya, Florencia Leoni Aleman, Diogo Almeida, Janko Altschmidt, Sam Altman, Shyamal Anadkat, et al. Gpt-4 technical report. *arXiv preprint arXiv:2303.08774*, 2023.
- [41] Gemini Team, Petko Georgiev, Ving Ian Lei, Ryan Burnell, Libin Bai, Anmol Gulati, Garrett Tanzer, Damien Vincent, Zhufeng Pan, Shibo Wang, et al. Gemini 1.5: Unlocking multimodal understanding across millions of tokens of context. *arXiv preprint arXiv:2403.05530*, 2024.