

Patient-Centered RAG for Oncology Visit Aid Following the Ottawa Decision Guide

Siyang Liu¹, Lawrence Chin-I An², Rada Mihalcea¹

¹The LIT Group, Department of Computer Science and Engineering,
University of Michigan, Ann Arbor,

² Rogel Cancer Center, University of Michigan, Ann Arbor,

lsiyang@umich.edu, mihalcea@umich.edu

Abstract

Effective communication is essential in cancer care, yet patients often face challenges in preparing for complex medical visits. We present an interactive, Retrieval-augmented Generation-assisted system that helps patients progress from uninformed to visit-ready. Our system adapts the Ottawa Personal Decision Guide into a dynamic retrieval-augmented generation workflow, helping users bridge knowledge gaps, clarify personal values and generate useful questions for their upcoming visits. Focusing on localized prostate cancer, we conduct a user study with patients and a clinical expert. Results show high system usability (UMUX Mean = 6.0 out of 7), strong relevance of generated content (Mean = 6.7 out of 7), minimal need for edits, and high clinical faithfulness (Mean = 6.82 out of 7). This work demonstrates the potential of combining patient-centered design with language models to enhance clinical preparation in oncology care.

1 Introduction

People with cancer often face significant communication challenges throughout their healthcare journey. These challenges can begin at the time of initial diagnosis and continue through their experience of treatment, recovery, and survivorship. (Chen et al., 2024; on Quality of Health Care in America, 2001). Strong bi-directional patient-provider communication is essential for the provision of patient-centered cancer care. However, the volume and complexity of new information that patients need to comprehend, underlying emotional distress and worry related to receiving a cancer diagnosis, and limited provider appointment times can make it difficult to establish an ideal healing relationship (Epstein and Street Jr, 2007; McGinnis et al., 2015).

Cancer is inherently complex due to its diverse subtypes and variable progression, genetic variations, risk factors (e.g., family history and race),

and multiple treatment options (Litwin and Tan, 2017). To make informed medical decisions, patients must process extensive information and reconcile it with their personal preferences, all within a limited consultation window (Hamilton et al., 2017). For example, patients diagnosed with localized prostate cancer (a type with relatively lower spread risk) often face at least three treatment options (e.g. active surveillance, surgery, radiation therapy), each associated with varying treatment experience and side effects affecting sexual, urinary, and bowel functions. Moreover, patients bring individual backgrounds—such as race, interpersonal environment, and financial circumstances—and personal concerns, such as fear of sexual dysfunction, all of which further complicate the decision-making process (Martinez-Gonzalez et al., 2019).

To support patients in preparing for these complex visits, we build a system that helps individuals with cancer transition from being uninformed to visit-ready. Specifically, the system adapts the Ottawa Personal Decision Guide—traditionally a static worksheet—into an interactive, AI-assisted workflow powered by retrieval-augmented generation (RAG). RAG is used in two stages: surfacing the decision landscape and generating personalized visit questions. Our evaluation focuses on localized prostate cancer as a case of a multifaceted illness with numerous decision-making points compressed into relatively short periods of time. Results show high overall usability and positive component-level feedback, indicating that the system effectively helps patients understand their decision landscape, clarify personal values, and prepare meaningful questions for their clinical visits.

2 System Overview

Our system is a web-based interactive tool designed to help patients prepare for oncology visits. You can try the demo at <https://cancervisitprep>.

RAG-Integrated Interview Framework Informed by the Ottawa Personal Decision Guide

Bridging knowledge gaps · Clarifying personal values and concerns · Addressing support needs and communication goals

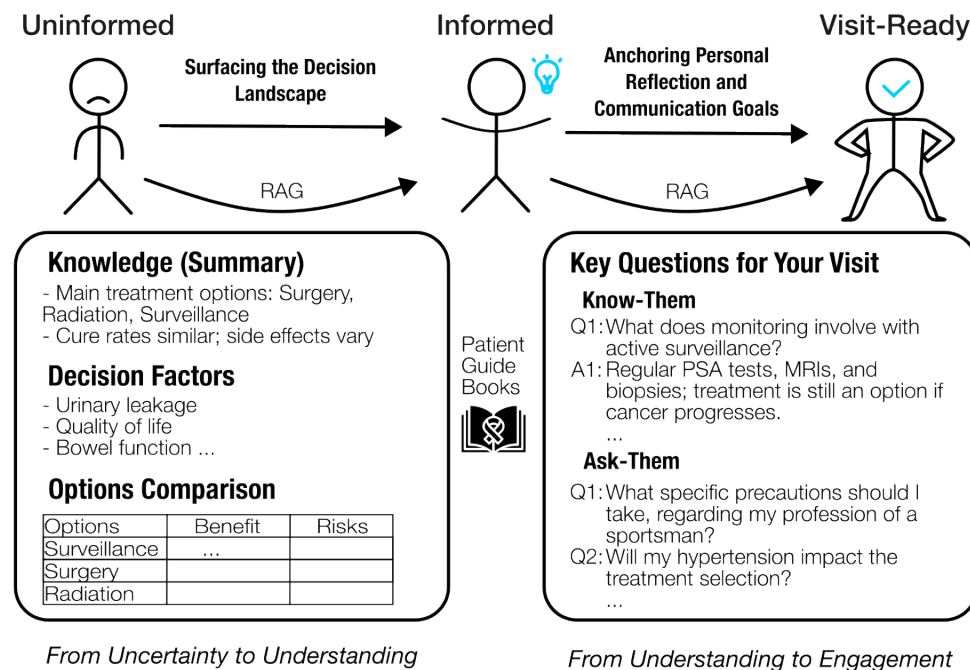


Figure 1: Design Ideas of Integrating RAG with the Ottawa Guide

webanonymous75.win. The design integrates the Ottawa Personal Decision Guide (OPDG) (O'Connor, 2003) with retrieval-augmented generation to bridge knowledge gaps, clarify personal values, and generate personalized questions for the upcoming medical visit. This section presents two layers: the overarching design philosophy (Section 2.1) and the concrete interface components of the system (Sections 2.2, 2.3, and 2.4).

2.1 Design Ideas: Integrating RAG with the Ottawa Guide

As shown in Figure 1, our framework builds on the Ottawa Personal Decision Guide (O'Connor, 2003) but adapts it into an interactive, AI-supported experience. The OPDG outlines three steps to help patients make informed, value-aligned decisions:

- STEP A Consider what you already know about the decision;
- STEP B Clarify personal values and preferences by reviewing options along with their risks, benefits, and levels of certainty;
- STEP C Identify support needs and plan the next steps.

Traditionally, the OPDG is delivered as a work-

sheet or static form¹. However, many patients begin their decision-making with little background knowledge, which can make it difficult to meaningfully engage with the traditional format.

To address this gap, our system integrates retrieval-augmented generation into the OPDG process:

1. **Surfacing the Decision Landscape:** To support the transition from STEP A to STEP B, RAG addresses knowledge gaps by retrieving and summarizing background information, key decision factors, and structured comparisons of available options drawn from trusted cancer care guidebooks. This helps patients understand the scope of the decision they face.
2. **Anchoring Personal Reflection and Communication Goals:** Once patients have built a foundational understanding, they are guided to reflect on their personal priorities. To support the transition from STEP B to STEP C, RAG is then used to generate two types of visit questions, as exemplified in Figure 1.

¹OPDG worksheet: <https://decisionaid.ohri.ca/docs/das/OPDG.pdf>

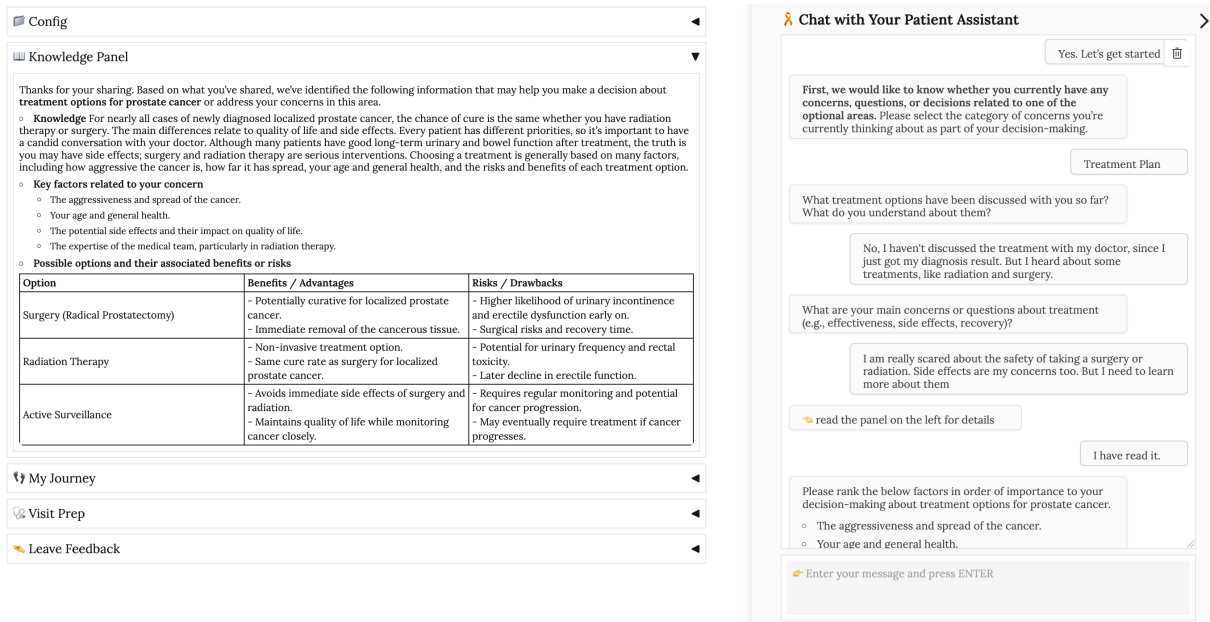


Figure 2: Interview Interface and Knowledge Panel Section

Together, these two stages support the patient’s journey from uncertainty to understanding and from understanding to engagement.

2.2 Structured Interview Interface

A structured interview is built for patients to chat with the system assistant. As shown in Figure 2, the right side of the screen features a chat assistant that guides patients step-by-step. The interview starts by asking patients if they have any concerns, questions, or decisions to make. They can choose from broad topics including *Diagnosis and Screening*, *Treatment Plan*, *Physical Wellness*, *Emotional and Mental Health*, *Nutrition and Dietary Guidelines*, *Long-Term Management and Monitoring*, *Insurance and Financial Support*, or *Other Concerns*. The system also asks open-ended questions to learn more about what the patient knows or feels unsure about.

Based on their responses, the system identifies what the patient may not know and shows helpful information in the left panel (called the “Knowledge Panel”). This includes background facts, key points to consider, and a comparison of options. This step matches the first use of RAG in the system (explained in Section 2.1).

Once patients review the knowledge, the system moves to the next step—reflection. It asks questions like: “Which factors are most important to you?”, “Where are you still unsure?”. These questions help patients think clearly about their values

and what matters most before talking to their doctor. This part supports the second RAG stage.

After finishing this reflection, patients click the “Generate My Journey” button. This takes them to the next stage, where their personal summary is created (see Section 2.3).

2.3 Editable Personal Narrative

After completing the interview, the system generates a personalized, first-person summary that reflects the patient’s current concerns, decision context, and values. As shown in Figure 6, the narrative is fully editable. Patients are encouraged to revise the text to ensure it accurately captures their experience. This stage supports narrative agency, allowing patients to take ownership of their stories. It also ensures that the final visit preparation reflects the patient’s authentic voice and priorities.

2.4 Visit Preparation Output

Upon confirmation of the narrative, the second RAG module generates two sets of visit-prep questions, demonstrated in Figure 3:

- **Know-Them Questions:** Questions the patient should know the answer to, paired with short answers retrieved from validated patient educational guidebooks.
- **Ask-Them Questions:** Personalized questions that the patient should raise with their doctor. These are questions that cannot be answered directly based on the contents of validated guide-

books and thus potentially high-value to discuss during the patient’s upcoming visit.

This final step supports confident, personalized communication during the clinical visit.

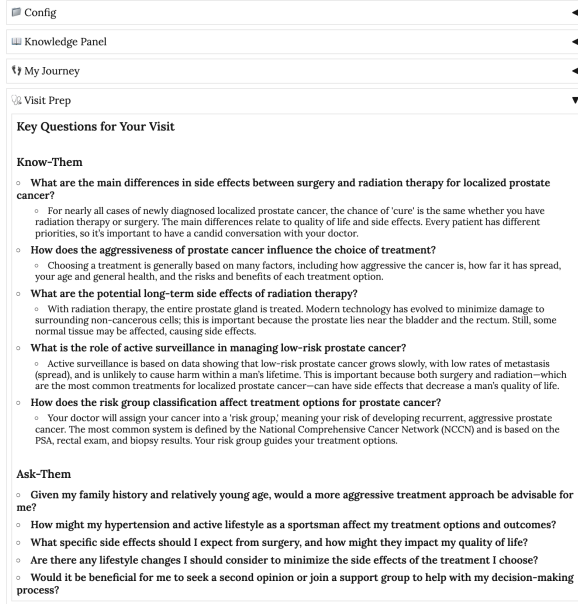


Figure 3: Visit Preparation Output Section

2.5 Custom Book Uploader (Admins)

The system includes an admin-facing uploader (Figure 4) that allows uploading new cancer care guidebooks as backend sources, which supports the system adapted to different cancer types and existing resources. Users can upload a folder containing all pages of a guidebook in PDF format. Then, the system automatically breaks the content into meaningful text segments, creates vector embeddings for each segment, and builds an index for semantic searching. A progress bar shows how far along the indexing process is. This uploader makes it possible to flexibly support different use cases without needing to change the code.

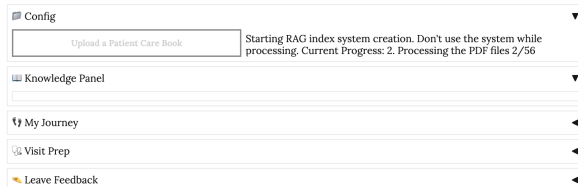


Figure 4: Custom Book Uploader Section

3 Implementation Details

Our system is implemented in Python and deployed as a web-based application. The over-

all architecture consists of a frontend interface, a retrieval-augmented generation backend, and language model integration for generation and reasoning tasks.

The front end is developed using the Gradio framework², which supports the rapid development of web-based GUIs for demo machine learning models. It manages all patient-facing components, including the chat interface, knowledge panel, editable narrative view, and question summary board.

The backend is powered by a RAG architecture, built using LlamaIndex³. This includes: (1) embedding expert-verified cancer care guidebooks and storing them in a vector index for semantic search; (2) retrieving relevant knowledge segments using a similarity-based retriever; and (3) synthesizing responses by passing the retrieved segments to language models in response to task queries. These components are connected through a query engine that manages both retrieval and generation tasks.

We use OpenAI’s API (OpenAI, 2023) to support language generation throughout the pipeline. The LLM is employed to generate knowledge panel content during the interview stage (decision landscape), rephrase interview transcripts into editable personal narratives, and generate personalized visit questions tailored to the patient’s needs. LLM-based embeddings are also used to construct and maintain the semantic index that supports information retrieval.

The system is hosted through a secure Cloudflare tunnel (Cloudflare, 2024), which creates encrypted access for secure communication between the user and the server. All user activities are logged and stored securely.

4 System Evaluation

We evaluate both the overall usability and individual components of our system to understand its effectiveness, usefulness, and limitations from the patient’s perspective, as well as its clinical faithfulness from expert review.

4.1 Evaluation Overview

The system is assessed through two complementary approaches:

- **System Usability Evaluation:** We use the UMUX (Usability Metric for User Experience) questionnaire (Finstad, 2010) to measure user

²<https://gradio.app/>

³<https://www.llamaindex.ai/>

perceptions of effectiveness, satisfaction, efficiency, and overall on a 7-point Likert scale.

- **Component-wise Evaluation:** Each system module is evaluated based on its intended function and impact on the patient experience. These include the Knowledge Panel, Medical Journey generation, Visit Question generation, and the Faithful Use of Retrieved Information.

We evaluate each core module of the system according to its function and impact on the user experience:

- *Knowledge Panel Materials:* Patients rate how relevant the knowledge summary, decision factors, and option grid are to their concerns on a 7-point scale.
- *Medical Journey Generation:* We track how much users edit the journey text (e.g., token-level rewrites) as a proxy for how well the generation captures their intended meaning.
- *Visit Question Generation:* Users indicate which of the five “know-them” questions improve their understanding, and which of the five “ask-them” questions they would consider bringing to a doctor.
- *Faithful Use of Retrieved Information:* A clinical expert reviews whether the generated content accurately reflects the retrieved source material, or whether the generation presents medically sound reasoning based on it. Ratings are given on a 7-point scale.

4.2 Procedure and Participants

To ensure the evaluation was focused and feasible, we limited the study to patients with localized prostate cancer—an early-stage form of the disease with low spread risk. A cancer expert on our team recommended the book *Patient Guide to Localized Prostate Cancer* (Prostate Cancer Foundation, 2023) as the knowledge base for content generation. The study is approved by the Institutional Review Board (IRB) at our university.

Patient study. We recruited 10 male participants with experience of localized prostate cancer via Prolific⁴. Ages ranged from 39 to 66 (mean = 53.3, SD = 9.5). Two participants identified as White or Caucasian and eight as Black or African American. Participants completed a consent form and a short demographic survey, then used the system remotely on their own devices. Before starting, they are guided to reflect on a moment during their

⁴<https://www.prolific.com>

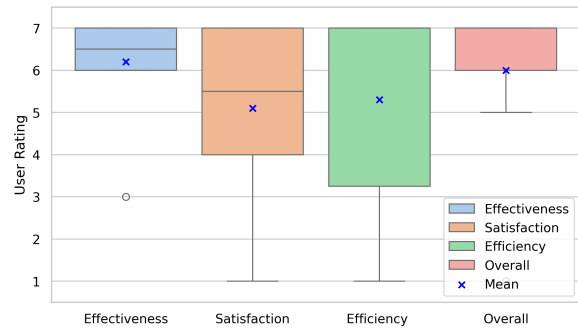


Figure 5: User ratings on system usability across UMUX dimensions. Scores are based on a 7-point Likert scale (1 = strongly disagree, 7 = strongly agree).

cancer experience when they felt uncertain or overwhelmed about a medical decision. They are asked to imagine preparing for an upcoming visit and wanting to feel more confident in discussing their concerns with their doctor. After using the system, they fill out a feedback survey designed to evaluate the overall usability and each system component based on the criteria described above. The full session took about 35 minutes. Participants are compensated at a rate of \$14 per hour.

Expert evaluation. One of the authors—a clinician affiliated with our university’s Cancer Center—to review whether the generated content accurately reflects the retrieved source materials.

4.3 Evaluation Results

4.3.1 System Usability

As shown in Figure 5, the system receives a high overall usability rating (Mean = 6.0). The effectiveness score is the highest, indicating that users find the system useful for its intended purpose. However, satisfaction (Mean = 5.1) and efficiency (Mean = 5.3), while still above neutral, are rated lower and with high variance. This appears somewhat inconsistent with the high overall score. To better understand this, we collect follow-up feedback from participants and identify two external influencing scores:

- *Emotion bias:* The satisfaction item in UMUX is negatively phrased: “Using this system is a frustrating experience.” The satisfaction score is calculated by subtracting the agreement rating from 7. Participants explain that the emotional frustration comes from the frustrating nature of the illness, not the system itself. One participant shared:

Component	Evaluation Metric	Mean	SD	N
Knowledge Panel	Relevance (1–7)	6.7	0.48	10
Medical Journey Generation	% Participants Who Edited	20%	–	10
	% Token Changes (for edited cases)	16%	–	2
Visit Question Generation	Helpful “Know-them” Count (0–5)	3.3	0.82	10
	Useful “Ask-them” Count (0–5)	3.5	0.71	10
Faithful Use of Retrieved Info	Expert Rating (1–7)	6.82	0.40	10

Table 1: Component-wise evaluation results. Ratings reflect subjective user scores, observed editing behavior, and expert assessments.

The system itself means well, but having to go through it is very frustrating.

- *Internet speed:* Some international users experienced slow system response, as they accessed it from other continents such as Africa. In real-world clinical settings, this issue would likely be minimized with a stable hosting environment.

4.3.2 Component-wise Evaluation Results

The component-level evaluation results demonstrate that the system effectively delivers useful content to support patient understanding and preparation. As shown in Table 1, participants strongly agree that the Knowledge Panel content was relevant to their concerns (Mean = 6.7). Participants also find the generated materials useful with minimal need for revision; only 2 out of 10 participants make any edits to the automatically generated personal journey text, suggesting that most users find the system’s paraphrase accurate and aligned with their self-expression. For the two participants who did make edits, the average token-level change was approximately 16% of the original text, indicating relatively minor revisions. On average, they found 3.3 out of 5 know-them questions helpful in improving their understanding, and 3.5 out of 5 ask-them questions useful for bringing into a doctor visit. The expert assessment confirms the clinical accuracy of the outputs. The clinical expert rates the faithfulness of the retrieved content at 6.82 out of 7—a very high score. The only low rating occurred when a participant who has stage-4 prostate cancer (outside our target group) mistakenly joined the study and received mismatched content.

These findings suggest the system can assist patients in navigating complex medical situations and setting meaningful communication goals for their clinical visits.

5 Related Work

Several websites and applications have been developed to aid patient care planning (McDarby et al., 2021; van der Smissen et al., 2020). Most of these tools present web-based forms with limited interactivity. For example, MyDirectives (MyDirectives, 2025) uses digital forms combining multiple-choice and open-ended questions to help users document their preferences. A more recent work, Pre-Care (Hsu et al., 2025) explores how AI can support users in clarifying values and improving decision-making confidence. Despite the promise of existing works, they share several limitations. First, they rarely proactively identify knowledge gaps or provide tailored content to address users’ specific needs. Second, they lack personalization, offering limited support for reflecting individual preferences and personal concerns. Third, many systems focus primarily on value exploration, whereas our system extends beyond reflection to generate actionable outputs—namely, personalized visit questions that patients can both use for self-reflection and take into their clinical appointments.

6 Conclusion

In this study, we present a system designed to help individuals with cancer prepare for their oncology visits. To bridge the gap between being uninformed and visit-ready, we adapt Ottawa Personal Decision Guide—originally a static patient decision aid—into an AI-assisted, retrieval-augmented generation workflow. Our system retrieves knowledge tailored to patients’ medical concerns, supports self-reflection on treatment options and values, and generates personalized questions to improve communication during the upcoming visit. Findings from our user study show that the system is effective, relevant, and easy to use, with strong support for both patient understanding and preparation.

Limitations

This study has a few limitations. First, we tested it only on localized prostate cancer, so the results may not apply to other conditions. Second, our user study involved a small number of participants, which may not reflect all patient experiences. Third, the system's personalization depends on the quality of user input—brief answers may lead to less useful outputs. Finally, real-world use would require regular updates to medical content and integration into clinical settings.

References

- Debbie W Chen, Mousumi Banerjee, Brittany Gay, Yi-Chun Wang, Lesley Miranda, Maya Watanabe, Christine M Veenstra, and Megan R Haymart. 2024. Access to new clinic appointments for patients with cancer. *JAMA Network Open*, 7(6):e2415587–e2415587.
- Cloudflare. 2024. cloudflared: Cloudflare tunnel client. <https://github.com/cloudflare/cloudflared>. Version 2024.x, Accessed: 2025-07-04.
- Ronald M. Epstein and Richard L. Street Jr. 2007. *Patient-Centered Communication in Cancer Care: Promoting Healing and Reducing Suffering*. National Cancer Institute, NIH Publication No. 07-6225, Bethesda, MD.
- Kraig Finstad. 2010. The usability metric for user experience. *Interacting with Computers*, 22(5):323–327.
- Jada G Hamilton, Sarah E Lillie, Dana L Alden, Laura Scherer, Megan Oser, Christine Rini, Miho Tanaka, John Baleix, Mikki Brewster, Simon Craddock Lee, and 1 others. 2017. What is a good medical decision? a research agenda guided by perspectives from multiple stakeholders. *Journal of behavioral medicine*, 40:52–68.
- Yu Lun Hsu, Yun-Rung Chou, Chiao-Ju Chang, Yu-Cheng Chang, Zer-Wei Lee, Rokas Gipiškis, Rachel Li, Chih-Yuan Shih, Jen-Kuei Peng, Hsien-Liang Huang, and 1 others. 2025. Precare: Designing ai assistants for advance care planning (acp) to enhance personal value exploration, patient knowledge, and decisional confidence. *arXiv preprint arXiv:2505.09115*.
- Mark S Litwin and Hung-Jui Tan. 2017. The diagnosis and treatment of prostate cancer: A review. *JAMA*, 317(24):2532–2542.
- Nahara Anani Martinez-Gonzalez, Andreas Plate, Stefan Markun, Oliver Senn, Thomas Rosemann, and Stefan Neuner-Jehle. 2019. Shared decision making for men facing prostate cancer treatment: a systematic review of randomized controlled trials. *Patient preference and adherence*, pages 1153–1174.
- Meghan McDarby, Danielle Llaneza, Login George, and Elissa Kozlov. 2021. Mobile applications for advance care planning: a comprehensive review of features, quality, content, and readability. *American Journal of Hospice and Palliative Medicine*, 38(8):983–994.
- J Michael McGinnis, Marianne Hamilton Lopez, and Gary Kaplan. 2015. Transforming health care scheduling and access: Getting to now.
- MyDirectives. 2025. Mydirectives: Advance care planning platform. <https://www.mydirectives.com/>. Accessed: 2025-07-04.
- Annette M. O'Connor. 2003. The ottawa decision support framework (dsf) guiding the development of decision aids for patients and practitioners considering health care intervention. <http://204.187.39.28/resources.html>. [Cited 15 December 2003].
- Committee on Quality of Health Care in America. 2001. *Crossing the quality chasm: a new health system for the 21st century*. National Academies Press.
- OpenAI. 2023. Gpt-4 technical report. <https://openai.com/research/gpt-4>. Accessed: 2025-07-04.
- Prostate Cancer Foundation. 2023. *Patient Guide to Localized Prostate Cancer*. Prostate Cancer Foundation. Information on diagnosis, treatment, side effects, and more for patients with early-stage prostate cancer.
- Doris van der Smissen, Anouk Overbeek, Sandra van Dulmen, Lisette van Gemert-Pijnen, Agnes van der Heide, Judith AC Rietjens, and Ida J Korff. 2020. The feasibility and effectiveness of web-based advance care planning programs: scoping review. *Journal of Medical Internet Research*, 22(3):e15578.

The screenshot displays a web interface for a personal narrative section. At the top, there are three tabs: 'Config', 'Knowledge Panel', and 'My Journey', with 'My Journey' being the active tab. Below the tabs, a text area contains a personal narrative about prostate cancer treatment and dietary guidelines. The text is written in a first-person perspective and discusses the challenges of maintaining a plant-based diet while following medical advice. Below the text area, there are two buttons: 'Visit Prep' and 'Leave Feedback'.

Figure 6: Editable Personal Narrative Section