

Neural-Network solver of ideal MHD equilibria

Timo Thun¹, Andrea Merlo², Rory Conlin³, Dario Panici⁴, and Daniel Böckenhoff¹

¹Max-Planck-Institute for Plasma Physics, 17491 Greifswald, Germany

²Proxima Fusion GmbH, 81369 Munich, Germany

³Institute for Research in Electronics & Applied Physics, University of Maryland, MD 20742, USA

⁴Mechanical and Aerospace Engineering, Princeton University, NJ 08544, USA

(Received xx; revised xx; accepted xx)

Abstract

We present a novel approach to compute three-dimensional Magnetohydrodynamic equilibria by parametrizing Fourier modes with artificial neural networks and compare it to equilibria computed by conventional solvers. The full nonlinear global force residual across the volume in real space is then minimized with first order optimizers. Already, we observe competitive computational cost to arrive at the same minimum residuals computed by existing codes. With increased computational cost, lower minima of the residual are achieved by the neural networks, establishing a new lower bound for the force residual. We use minimally complex neural networks, and we expect significant improvements for solving not only single equilibria with neural networks, but also for computing neural network models valid over continuous distributions of equilibria.

1 Introduction

Magnetohydrodynamic (MHD) models describe experimental and astrophysical plasmas as single species fluids with electromagnetic effects in the long-wavelength and low-frequency limit. By considering the fluid as a perfect conductor, i.e., without electric resistance, this system of Partial Differential Equations (PDEs) reduces to the *ideal* MHD equations. The equilibrium states of ideal MHD are a baseline in the description of magnetically confined, ring-shaped plasmas in fusion experiments. One goal of such experiments is the achievement of self-sustaining hot plasmas in a torus that are amenable to the release of excess energy by fusing light nuclei.

Computation of the equilibrium magnetic field is a first step for many subsequent calculations in 2D and 3D. Assuming the magnetic field to be axisymmetric reduces the ideal MHD equations to the Grad-Shafranov equation, but this assumption can be too strong for control applications of tokamaks [1, 2]. Analytical models for the 3D ideal MHD equations exist for high-pressure and large-aspect configurations [3], low-order Fourier modes of the magnetic field in a subset of reactor-relevant stellarators [4] and for the description of equilibrium magnetic fields close to axis [5]. Still, global analytic solutions of ideal MHD equilibria with finite pressure in tori are missing [6], which motivated the creation of many numerical solvers for 3D plasma equilibria [7–12]. The optimization space of non-axisymmetric fields is orders of magnitude larger than that of axisymmetric

devices [13], and certain geometries only become computable with novel solvers, for example, figure-8 stellarators [14]. An assumption that many solvers implement, especially in optimization workflows, is the existence of nested magnetic *flux surfaces*. With this assumption, magnetic islands and chaotic regions are excluded in the description of the plasma, and this simplifies computation by ensuring integrability over the whole plasma volume. Flux surfaces are isobaric surfaces on which the toroidal magnetic flux $2\pi\psi$ and poloidal magnetic flux $2\pi\chi$ are constant [13]. The existence of flux surfaces in three-dimensional plasma boundaries is proven for stepped pressure profiles including island regions close to axisymmetry [15], but not for strongly non-axisymmetric cases with continuous pressure profiles.

Fast and accurate computational models for 3D ideal MHD equilibria can enable real-time control of plasmas, flight-simulators and other data-intensive applications. To evaluate artificial neural networks (NNs) as a parametrization for Fourier-decomposed, 3D ideal MHD equilibria, we examine the lower bound on NN complexity. Specifically, we investigate the performance of two-layer NNs and their layer widths to represent Fourier modes of magnetic fields of single fixed-boundary equilibria with isotropic pressure profiles.

1.1 3D ideal MHD equilibrium

Ideal MHD equilibria are computed by minimizing either the weak or strong form of the ideal, stationary MHD equations in a map between two different coordinate systems. One of these coordinate systems is chosen such that the magnetic field lines are straight, namely the magnetic coordinates, and the other is the cartesian or cylindrical coordinate system. This work uses the inverse formulation, i.e. the map from magnetic back to cylindrical coordinates $\alpha = [s, \theta, \zeta]^T \rightarrow [R, \lambda, Z]^T$, to minimize finite-pressure, fixed-boundary ideal MHD equilibrium residuals evaluated in the cartesian frame. In the magnetic coordinates, the normalized flux $s = \psi/\psi_b \in [0, 1]$ acts as the radial coordinate with ψ_b denoting the toroidal flux enclosed by the plasma boundary, $\theta \in [0, 2\pi]$ is a poloidal angle in geometric coordinates and $\zeta = \phi \in [0, 2\pi/N_{FP}]$ is a toroidal angle equal to the geometric cylindrical angle. R and Z are cylindrical coordinates around the major axis of the toroidal plasma. Stellarator equilibria are often computed with toroidal symmetry with N_{FP} equal toroidal segments, each seg-

ment, or field period, occupying $2\pi/N_{FP}$ of the full torus. Assuming nested flux surfaces ensures integrability and facilitates this computation; the equilibrium solutions shown herein are all computed with solvers that assume nested flux surfaces and that compute global solutions. It is convenient to use Fourier decomposition in poloidal and toroidal coordinates by introducing the 2D Fourier angle $\varphi_{F,mn} = m\theta - nN_{FP}\zeta$. Fourier expanding the dependent variables effectively reduces the input dimensionality of the ideal MHD equilibrium problem by two: $s \rightarrow (R, \lambda, Z)$ [16], but comes with the cost associated with finite truncation of the chosen basis. The subscript m denotes poloidal modes given as $m = \{0, 1, 2, \dots, M-1\}$ for some total number of poloidal modes M and the subscript n denotes toroidal modes given by $n = \{-N, -N+1, \dots, 0, \dots, N-1, N\}$ for some maximum toroidal mode number N . The dependent variables are then split into cosine and sine components, denoted by superscripts c and s respectively. Coordinates $X \in \{R, \lambda, Z\}$ can then be recovered via the series

$$X = \sum_{mn} X_{mn}^c \cos(\varphi_{F,mn}) + X_{mn}^s \sin(\varphi_{F,mn}). \quad (1)$$

The renormalization stream function λ and the Z coordinate are periodic functions with zero mean, i.e., $\int \int X d\theta d\zeta = 0$ for $X \in \{\lambda, Z\}$. λ converts the geometric poloidal angle θ to the magnetic poloidal angle θ^* : $\theta^* = \theta + \lambda$ in which field lines are straight and also facilitates numerical convergence by condensing shape information of the flux surfaces into the lower modes of the Fourier series expansion [7]. The exact definition of the poloidal angle θ can be set to any poloidal angle as long as it is periodic, and the Jacobian of the transformation between the two coordinate systems stays finite and does not change sign. Lastly, stellarator equilibria are often assumed to be up-down symmetric in at least two toroidal angles per field period, expressed as

$$\begin{aligned} R(s, \theta, \zeta) &= R(s, -\theta, -\zeta) \\ Z(s, \theta, \zeta) &= -Z(s, -\theta, -\zeta) \end{aligned} \quad (2)$$

If this *stellarator symmetry* [17] is assumed, the computational grid can be reduced by half in the poloidal coordinate $\theta \in [0, \pi]$ and the non-symmetric Fourier modes are omitted which further reduces computational cost: $R_{mn}^s = Z_{mn}^c = \lambda_{mn}^c = 0$. Ideal MHD equilibria with nested flux surfaces, isotropic pressure and a fixed plasma boundary are then defined

on the map between the magnetic and geometric coordinates and fully characterized by three invariants: The radial pressure profile $p(s)$, the rotational transform profile $\iota(s)$ and the boundary geometry, in the following given in Fourier space $R_{mn}^c(s=1)$ and $Z_{mn}^s(s=1)$ [18]. Replacement of the rotational transform profile with the toroidal current profile is also possible but not used in this work. In the remainder of this section, the computation of the force residual is detailed.

The covariant basis vectors of this map are

$$\mathbf{e}_s = \begin{bmatrix} \partial_s R \\ 0 \\ \partial_s Z \end{bmatrix} \quad \mathbf{e}_\theta = \begin{bmatrix} \partial_\theta R \\ 0 \\ \partial_\theta Z \end{bmatrix} \quad \mathbf{e}_\zeta = \begin{bmatrix} \partial_\zeta R \\ R \\ \partial_\zeta Z \end{bmatrix}$$

and their contravariants are $\mathbf{e}^i = \nabla i = \frac{\mathbf{e}_j \times \mathbf{e}_k}{\sqrt{g}}$ with (i, j, k) a cyclic permutation of $\boldsymbol{\alpha}$. The partial derivative is denoted with $\partial \alpha_i X = \frac{\partial X}{\partial \alpha_i}$ for $X \in \{R, \lambda, Z\}$.

$$\sqrt{g} = \mathbf{e}_s \cdot \mathbf{e}_\theta \times \mathbf{e}_\zeta = (\mathbf{e}^s \cdot \mathbf{e}^\theta \times \mathbf{e}^\zeta)^{-1} \quad (3)$$

is the Jacobian of the map. Then, the metric tensor components can be easily computed [7]:

$$g_{ij} = \mathbf{e}_i \cdot \mathbf{e}_j = \partial_i R \partial_j R + R^2 \partial_i \phi \partial_j \phi + \partial_i Z \partial_j Z \quad (4)$$

$$g^{ij} = \mathbf{e}^i \cdot \mathbf{e}^j \quad (5)$$

The force residual is the remainder of the ideal MHD equation, which models the pressure balance between confining magnetic field and pressure exerted by the plasma. In steady-state ($\partial_t = 0$), the magnetic field has to counteract the plasma pressure for which the ideal MHD equations reduce to

$$\mathbf{J} \times \mathbf{B} = \nabla p \quad (6)$$

$$\mu_0 \mathbf{J} = \nabla \times \mathbf{B} \quad (7)$$

$$\nabla \cdot \mathbf{B} = 0 \quad (8)$$

with the vacuum permeability μ_0 . In the absence of magnetic islands and resistivity, the plasma can be viewed as a continuous distribution of isobaric surfaces for $s \in [0, 1]$, and the contravariant magnetic field becomes [13]

$$\begin{aligned} \mathbf{B} &= \nabla \zeta \times \nabla \chi + \nabla \psi \times \nabla \theta^* \\ &= B^s \mathbf{e}_s + B^\theta \mathbf{e}_\theta + B^\zeta \mathbf{e}_\zeta \end{aligned} \quad (9)$$

The assumption of nested flux surfaces for the magnetic topology is $B^s = \mathbf{B} \cdot \nabla s = 0$. The magnetic

field (9) together with Gauss's law (8) results in the remaining magnetic field components

$$\mathbf{B} = \frac{\partial_s \psi}{\sqrt{g}} (\iota(s) - \partial_\zeta \lambda) \mathbf{e}_\theta + (1 + \partial_\theta \lambda) \mathbf{e}_\zeta \quad (10)$$

The magnetic field's covariant components are computed with

$$B_i = B^\theta g_{i\theta} + B^\zeta g_{i\zeta}. \quad (11)$$

Using Ampere's law (7), the contravariant current components are expressed as

$$J^i = \frac{1}{\mu_0 \sqrt{g}} (\partial_j B_k - \partial_k B_j) \quad (12)$$

for cyclic permutations (i, j, k) of $\boldsymbol{\alpha}$. The \mathbf{B} -field (10) inserted into the force balance equation (6) reveals the two independent parts of the force residual [7]:

$$\begin{aligned} \mathbf{F} &= F_s \mathbf{e}^s + F_h \mathbf{e}^h \\ &= (\nabla \times \mathbf{B}) \times \mathbf{B} - \mu_0 \nabla p \end{aligned} \quad (13)$$

with $\mathbf{e}^h = \sqrt{g}(B^\zeta \mathbf{e}^\theta - B^\theta \mathbf{e}^\zeta) = \nabla \theta - \iota \nabla \zeta$ denoting the helical direction. Using the magnitude of this force vector

$$\|\mathbf{F}\|_2 = \sqrt{F_s^2 \|\mathbf{e}^s\|_2 + F_h^2 \|\mathbf{e}^h\|_2}. \quad (14)$$

allows a fair comparison between equilibrium solutions of different numerical solvers. This metric is then normalized with the gradient of the magnetic pressure $\langle |\nabla B|^2 / (2\mu_0) \rangle_{vol}$ with $\nabla |B|^2$ given by

$$\nabla |B|^2 = 2(|B| \nabla |B|) \quad (15)$$

and $|B| = \sqrt{B \cdot B}$. Another characteristic of the magnetic topology is the straight field line angle θ^* , which is also used in comparisons between solvers. The volume average of some quantity (\cdot) is denoted by $\langle (\cdot) \rangle_{vol}$ and defined as

$$\langle (\cdot) \rangle_{vol} = \frac{1}{V} \int (\cdot) \sqrt{g} d\boldsymbol{\alpha} \quad (16)$$

with the plasma volume $V = \int \sqrt{g} d\boldsymbol{\alpha}$.

Despite all the assumptions in this model, it is challenging to solve, partly due to the mixed elliptic-hyperbolic form of the equations and finite truncation of basis functions [19].

Many different solvers have been created, each with a unique parametrization and associated costs. In the following, we will describe the numerical solvers VMEC and DESC, introduce the NN-based approach in more detail and finish with a comparison, focusing on the important aspects of each solver.

2 Related Work

2.1 Variational Moments Equilibrium Code (VMEC)

VMEC [7] is the workhorse of stellarator optimization [20, 21], equilibrium reconstruction [21–24] and inference of plasma parameters [21, 25, 26]. Several experimental devices were constructed using VMEC in its free-boundary mode [27, 28]. Instead of the force residual (14), VMEC uses the weak formulation and minimizes the potential energy W_{pot} with a variational principle in flux coordinates

$$W_{pot} = \int \frac{|B|^2}{2\mu_0} |\sqrt{g}| d\alpha + \int_0^1 \frac{M_m(\rho)}{\gamma - 1} (V')^{1-\gamma} d\rho \quad (17)$$

with the specific heat ratio (or adiabatic index) γ and some constant mass function $M_m(\rho)$. $V'(s)$ is the radial derivative of the volume $V(s)$ enclosed by the flux surface at s

$$V(s) = \int_0^s \int_0^{2\pi} \int_0^{2\pi} \sqrt{g} ds d\theta d\zeta. \quad (18)$$

Variationally minimizing the potential energy reduces the computational load of minimization because only first order gradients need to be calculated [7]. Given stellarator symmetric equilibria, the dependent variables R, λ and Z are expanded in Fourier series

$$R(s, \theta, \zeta) = \sum_{mn} R_{mn}^c \cos(\varphi_{F,mn}) \quad (19)$$

$$\lambda(s, \theta, \zeta) = \sum_{mn} \lambda_{mn}^s \sin(\varphi_{F,mn}) \quad (20)$$

$$Z(s, \theta, \zeta) = \sum_{mn} Z_{mn}^s \sin(\varphi_{F,mn}). \quad (21)$$

Internally, VMEC uses a specialized double Fourier representation that is both efficient in terms of information in low modes and a unique representation. This new representation fulfills the minimization of the following power spectrum

$$M_{sp} = \sum_{mn} m^2 (R_{mn}^2 + Z_{mn}^2) \quad (22)$$

by construction [29]. To further increase solution efficiency, VMEC uses pre-conditioning of its radial discretization [30] and calculates values on a *half-grid*, which only includes points $\theta \in [0, \pi]$ if the equilibrium possesses stellarator symmetry. Last but not least, a common pattern in VMEC is the refinement of

the radial grid, starting with a coarse discretization of the flux surfaces and reaching the final solution on a fine discretization—but this can lead to unphysical current spikes in the final solution at the coarse gridpoints [31]. VMEC is a finite difference solver with associated drawbacks, for example, the requirement to interpolate values between flux surfaces and the introduction of numerical error due to finite discretization, and the magnetic axis calculated by VMEC lacks precision [31]. Despite its minor drawbacks, VMEC is a viable candidate as a ground truth because of its empirical validation and widespread use in fusion research. These drawbacks and the inability of current solvers to compute continuous models valid over a continuous distribution of equilibria motivated the presented work to inspect NNs parametrizing VMEC's Fourier basis.

2.2 DESC stellarator equilibrium solver

The pseudo-spectral solver DESC uses a global, orthogonal basis set (on the unit disc) consisting of Zernike polynomials of the radial coordinate $\rho = \sqrt{s}$ and angle θ in conjunction with Fourier expanding in ζ . This basis avoids VMEC's issues at the magnetic axis, reduces the number of parameters and is free from interpolation error between flux surfaces [8].

Replacing the finite differencing scheme of VMEC in radial direction with Zernike polynomials of order L_{ZP} provides a spectral parametrization in all three independent coordinates (ρ, θ, ζ) . For each $X \in \{R, \lambda, Z\}$ the Fourier Zernike basis is

$$X(\rho, \theta, \zeta) = \sum_{m=-M_D}^{M_D} \sum_{n=-N}^N \sum_{l=0}^{L_{ZP}} X_{lmn} \mathcal{L}_l^m(\rho, \theta) \mathcal{F}^n(\zeta) \quad (23)$$

where M_D is different from VMEC's M because it is the maximum poloidal mode number instead of the total number of modes. The Zernike polynomial defined on $\rho \in [0, 1]$ and $\theta \in [0, 2\pi]$ is

$$\mathcal{L}_l^m(\rho, \theta) = \begin{cases} \mathcal{R}_l^{|m|} \cos(|m|\theta) & \text{if } m \geq 0 \\ \mathcal{R}_l^{|m|} \sin(|m|\theta) & \text{if } m < 0 \end{cases} \quad (24)$$

with the Fourier decomposition defined for $\zeta \in [0, 2\pi]$ as

$$\mathcal{F}^n(\zeta) = \begin{cases} \cos(|n|N_{FP}\zeta) & \text{if } n \geq 0 \\ \sin(|n|N_{FP}\zeta) & \text{if } n < 0 \end{cases} \quad (25)$$

The shifted Jacobi polynomial $\mathcal{R}_l^{[m]}$, defined for $m \geq 0$, is

$$\mathcal{R}_l^{[m]}(\rho) = \sum_{s=0}^{(l-|m|)/2} \frac{(-1)^s (l-s)!}{s! \left(\frac{l+|m|}{2} - s\right)! \left(\frac{l-|m|}{2} - s\right)!} \rho^{l-2s}. \quad (26)$$

This spectral representation fulfills the constraint on analytic functions (46) and enables analytical gradient computation of the geometric coordinates w.r.t. magnetic coordinates [8]. Correct analytical representation of physical scalars at the axis is important for stability calculations [31]. DESC can minimize the non-linear force error $\mathbf{F} = dW_{\text{pot}}/d\boldsymbol{\alpha}$ in real space, requiring computation and memory for second order derivatives, the potential energy (17) or many other compositions of targets in geometric or magnetic coordinates. Quasi-Newton or least-squares optimizers implemented in DESC enable super-linear convergence in the spectral system [8]

$$\mathbf{f}(\mathbf{x}, \mathbf{c}) \approx \mathbf{0}. \quad (27)$$

The boundary conditions \mathbf{c} , the spectral coefficients \mathbf{x} and the residuals $\approx \mathbf{0}$ can be evaluated on one of many grids, for example, a quadrature grid which precisely integrates the chosen Fourier Zernike basis over the whole plasma volume.

The optimization in DESC is carried out over parameters in a tangent space \mathbf{y} with a particular solution \mathbf{x}_p , ensuring that all linear constraints are satisfied during minimization.

$$\begin{aligned} \mathbf{A}\mathbf{x} &= \mathbf{c} \\ \iff \mathbf{x}_p + \mathbf{Z}\mathbf{y} &= \mathbf{c} \end{aligned} \quad (28)$$

DESC uses continuation methods to speed up convergence and arrives at spectrally dense solutions in the sense of equation (22). First, DESC solves an axisymmetric vacuum equilibrium which is then perturbed iteratively via two multipliers: $\eta_b \in [0, 1]$ for the toroidal boundary harmonics and $\eta_p \in [0, 1]$ for the pressure coefficients until both arrive at 1 and the final solution is obtained. The perturbations are Taylor expansions of the loss functional $\mathbf{f}(\mathbf{x} + \Delta\mathbf{x}, \mathbf{c} + \Delta\mathbf{c})$ in some small parameter ϵ to find the first-order direction \mathbf{x}_1 [32] that satisfies the perturbed constraints $\mathbf{c} + \Delta\mathbf{c}$

$$\Delta\mathbf{x} = \epsilon\mathbf{x}_1 + \epsilon^2\mathbf{x}_2 + \dots \quad (29)$$

$$\Delta\mathbf{c} = \epsilon\mathbf{c}_1 \quad (30)$$

$$0 = \frac{\partial \mathbf{f}}{\partial \mathbf{x}} \epsilon\mathbf{x}_1 + \frac{\partial \mathbf{f}}{\partial \mathbf{c}} \epsilon\mathbf{c}_1 \quad (31)$$

$$\mathbf{x}_1 = - \left(\frac{\partial \mathbf{f}}{\partial \mathbf{x}} \right)^{-1} \left(\frac{\partial \mathbf{f}}{\partial \mathbf{c}} \mathbf{c}_1 \right). \quad (32)$$

DESC uses concentric grids during minimization of the force residual by default. The flexibility of DESC and the computation of analytic gradients in the Fourier Zernike basis facilitated recent extensions to include broader stellarator optimization, e.g. target functions for omnigeneous magnetic fields optimized with constraints [33, 34].

2.3 Neural Networks applied to 3D ideal MHD equilibrium problems

One of the first publications about physics informed neural networks (PiNNs) used MHD-based residuals in the domain of magnetically confined plasmas as loss functions to train NNs [35–37]. Already then, VAN MILLIGEN, TRIBALDOS and JIMÉNEZ [36] describe that solutions using NNs need no finite-difference scheme, hinting at automatic differentiation. Their approach requires a transformation from Fourier representation to real space and provides one of the first PiNNs to solve axisymmetric plasma equilibria. In a follow-up publication, they show the initial feasibility of representing three-dimensional plasma equilibria with NNs using $L2$ -distance to data generated by VMEC [35]. These approaches were not pursued further until a decade later. The first application of PiNNs to a real machine is presented by SENGUPTA et al. [38]: A dataset in the space of the stellarator Wendelstein 7-X (W7-X) is used to train a NN as a first step towards fast equilibrium reconstruction. A follow-up publication deprecated the NNs in favor of polynomials that showed similar performance to the NN models [39]. Driven by the availability of modern algorithms and hardware, MERLO et al. [40] introduced a specialized operator NN that effectively reproduces flux surface geometries over most of the operational space of W7-X. This operator NN was trained on a dataset of flux surface geometries, their first-order gradients as calculated by VMEC and a surrogate force residual which assumes $F_h = 0$. Progress made by MERLO et al. [41] accelerated equilibrium reconstruction in the Bayesian framework *Minerva* [42, 43], which is used to interpret experimental data of W7-X. Remarkably, the inclusion of a physics-based residual improves the accuracy of the operator model.

JANG et al. [44] first introduced operator PiNN for the direct mapping $NN : (R, Z, P, \epsilon, \kappa, \delta) \in \mathbb{R}^6 \mapsto \Psi(R, Z, P, \epsilon, \kappa, \delta) \in \mathbb{R}$ trained solely on physics targets over a space of tokamak equilibria. The R and Z coordinates are inputs of the NN, P is a para-

meter for the pressure profile, ϵ is the inverse aspect ratio, the elongation is κ and δ is the triangularity. The NN's output is the total enclosed toroidal flux Ψ , which is sufficient to describe the direct mapping $(R, Z) \mapsto \Psi$ in axisymmetry. The advances of [41] and [40] motivated this investigation of simple NNs that parametrize Fourier modes to minimize the ideal MHD equilibrium force residual.

3 Motivation

Fast, accurate and continuous models of three-dimensional plasma equilibrium evolution expedite data analysis pipelines [41], enhance real-time control [1] and enable a zoo of other data-intensive applications for stellarators and tokamaks. Stellarators with inherently stable plasmas rely much less on active control than tokamaks, but control of transport or turbulence in stellarators will likely benefit from ideal MHD equilibrium information. Significantly reducing the runtime for individual equilibrium solves is of great interest to real-time interpretation of diagnostic data [45]. Currently existing stellarator equilibrium solvers are not able to provide equilibria in less than $\mathcal{O}(10^{-3}\text{s})$ without massive parallelization, driving up operational costs for real-time control systems. Creating a look-up table of equilibria for the configuration space of a specific device using a conventional solver will incur some interpolation error. NNs with continuous activation functions provide continuous output functions and, trained on PDEs or diagnostic data, can achieve super-resolution and reveal hidden relations between diagnostics [46, 47]. MERLO et al. [41] shows benefit to stellarator optimization and acceleration of bayesian inference by several orders of magnitude using an operator model trained on the configuration space of W7-X as calculated by VMEC. This work tries to answer if it is possible to skip conventional solvers altogether, not creating any datasets and thus relying only on the physics of the equilibrium problem to train the NN. Training a single NN model on a single equilibrium is a first step in that direction. Like DESC, the code implementing this work uses JAX, which offers computation along a graph with tangent spaces, enabling the calculation of first order derivatives with a small computational and memory overhead [48]. Higher order derivative computation incurs exponentially larger resource requirements. This automatic differentiation saves compute time and provides more precise gradients compared to

finite differencing gradient computation schemes in larger stellarator optimization workflows [49]. NNs applied to solve physics equations in nuclear fusion research is promising [50], and this work aims to introduce a bridge which connects NNs with the ideal MHD equilibrium problem. The modular approach of this work allows for easy testing of novel NN architectures, training schemes and optimizers, and also the addition of new physics.

4 Physics informed Neural Networks

Physics informed machine learning leverages NNs to approximate solutions to partial differential equations. In the PiNN framework, a stationary PDE is formulated as

$$\begin{cases} \mathcal{N}u(\mathbf{x}) &= f(\mathbf{x}), & \mathbf{x} \in \Omega \\ \mathcal{B}u(\mathbf{x}) &= g(\mathbf{x}), & \mathbf{x} \in \partial\Omega \end{cases} \quad (33)$$

on the (fully) connected domain $\Omega \in \mathbb{R}^d$ bounded by $\partial\Omega$. The partial differential operator of the PDE is \mathcal{N} and the PDE can be of hyperbolic, elliptic, parabolic or mixed type. \mathcal{B} denotes a Dirichlet, Neumann or Robin boundary condition operator on $\partial\Omega$. $f(\mathbf{x})$ is some homogeneous or inhomogeneous function and $g(\mathbf{x})$ are the boundary conditions. The PDE is solved on coordinate points in dimension d : $\mathbf{x} = \{x_1, x_2, \dots, x_d\}^\top \in \Omega \in \mathbb{R}^d$ which are the argument of some function $u(\mathbf{x}) = u_\nu(\mathbf{x})$ with parameters ν . A quadratic residual function is then constructed as a target

$$\begin{aligned} \mathcal{L}_{PiNN, \mathcal{B}} &= \mathbb{E}_{\mathbf{x} \in \Omega} \|\mathcal{N}u_\nu(\mathbf{x}) - f(\mathbf{x})\| \\ &+ \mathbb{E}_{\mathbf{x} \in \partial\Omega} \|\mathcal{B}u_\nu(\mathbf{x}) - g(\mathbf{x})\| \end{aligned} \quad (34)$$

where $\mathbb{E}(x)$ denotes the expectation operator. Then, the optimization problem for the optimal parameters ν^* becomes

$$\nu^* = \arg \min_{\nu} \mathcal{L}_{PiNN, \mathcal{B}}(\nu). \quad (35)$$

Solving a PDE as an optimization problem introduces challenges from optimization into the minimization of $\mathcal{L}_{PiNN, \mathcal{B}}$, for example, getting stuck at local minima.

A common simplification to solve the optimization problem (35) is the exact imposition of boundary

conditions by modifying the output $u_\nu(\mathbf{x})$. Constructing a monotonic function $\Phi(\mathbf{x})$ along the inward pointing normal vector on $\partial\Omega$ with approximate distance functions, such that $\Phi(\mathbf{x}) = 0 \ \forall \mathbf{x} \in \partial\Omega$ and $\Phi(\mathbf{x}) > 0 \ \forall \mathbf{x} \in \Omega$, decreases computational cost and can increase the final accuracy for many combinations of PDEs and PiNNs [51]. In the case of homogeneous Dirichlet boundary conditions, the second part of the loss function (34) is removed by modifying

$$\bar{u}_\nu(\mathbf{x}) = g(\mathbf{x}) + \Phi(\mathbf{x})u_\nu(\mathbf{x}) \quad (36)$$

to exactly satisfy the boundary condition for $\mathbf{x} \in \partial\Omega$. The name *Physics-informed Neural Network* specifically refers to one or more NNs with parameters optimized to minimize some PDE residual. Including labeled data is optional, such that the concept of PiNN's can be viewed as an unsupervised learning strategy [52].

4.1 PiNNs applied to 3D ideal MHD equilibrium problem

The PiNN approach solves the stellarator-symmetric ideal MHD equilibrium problem in the spectral representation (19-21) which serves as interface between VMEC and other solvers for fixed-boundary equilibria. It replaces VMEC's finite-difference with automatic differentiation gradients and moves the parameters to the weights and biases of three two-layer NNs, one for each dependent coordinate $NN_{X,mn}(f(\rho)) : \mathbb{R} \cap (0, 1) \rightarrow \mathbb{R}^{M(2N+1)-N}$. This serves as the map from the radial coordinate $\mathbf{x} := \rho$ to stellarator-symmetric Fourier modes $X_{mn} = \{R_{mn}^c, \lambda_{mn}^s, Z_{mn}^s\}$. The axis ($\rho = 0$) and boundary ($\rho = 1$) are not included during optimization. Because Z and λ are periodic functions with zero mean, their $m = n = 0$ modes are set to zero and not optimized. $NN_{R,mn}$ and $NN_{Z,mn}$ represent the Fourier modes with a distance function $\Phi(\rho) = (1 - \rho^2)$

$$X_{mn} = X_{bmn} + (1 - \rho^2)NN_{X,mn}(f(\rho)). \quad (37)$$

This ensures that the modes coincide with the prescribed boundary modes at $\rho = 1$, thereby reducing the optimization space. The boundary modes for R and Z are specified up to some maximum poloidal M_b and toroidal N_b mode. λ_{mn} profiles are free of this restriction. Interpolation of $m = 0$ modes between axis and boundary serves as initial guess set via the last layer's bias of $NN_{R,0n}$ and $NN_{Z,0n}$

$$b_{L,X,0n} = X_{a0n} - X_{0n}(\rho = 0). \quad (38)$$

Initializing the Fourier modes for R and Z this way intends to roughly reproduce VMEC's initialization by assuming mode-profiles of the form $X_{mn} = sX_{amn} + (1 - s)X_{bmn}$, ignoring some scaling factors used in VMEC. Modes with $m \geq 1$ require a fit at initialization because of the dependence on ρ^m in equations (40) and (42) and are set to 0. Subtracting the initial axis modes $NN_{X,0n}(\rho = 0)$, this scheme can accommodate initial NN weights with magnitudes of order $\mathcal{O} \sim 10$ and higher without overlapping flux surfaces. If an initial guess constructed with the mimicked VMEC interpolation is not nested or initial axis modes are not provided, a new initial guess for the axis X_{a0n} is computed using an invertible mapping to boundary conforming coordinates [53]. Given $\iota(\rho), p(\rho)$ and X_{bmn} , the solver then optimizes the weights of each NN by minimizing

$$\mathcal{L}_{PiNN} = \mathbb{E}_{\rho \in (0,1)} ||\mathbf{F}(\rho)||_2. \quad (39)$$

where $\mathbf{F}(\rho)$ is the ideal MHD force residual (13). The residual (39) is optimized by two optimizers: The initial minimization is performed by a first-order optimizer (AdamW), and the second minimization uses optimizers that approximate the Hessian (BFGS) and is stopped when the parameters do not change anymore or upon fulfillment of some other stopping criterion. Independent spectral resolutions in M and N for each dependent vector of modes R_{mn}^c, λ_{mn}^s and Z_{mn}^s are configurable in the solver, but not investigated in this study.

$$R(\rho, \theta, \zeta) = \sum_{m=0, -N}^{M-1, N} \rho^m [R_{bmn} + (1 - \rho^2) NN_{R,mn}(f(\rho))] \cos(\varphi_{F,mn}) \quad (40)$$

$$\lambda(\rho, \theta, \zeta) = \sum_{m=1, -N}^{M-1, N} \rho^m [NN_{\lambda,mn}(f(\rho))] \sin(\varphi_{F,mn}) \quad (41)$$

$$Z(\rho, \theta, \zeta) = \sum_{m=1, -N}^{M-1, N} \rho^m [Z_{bmn} + (1 - \rho^2) NN_{Z,mn}(f(\rho))] \sin(\varphi_{F,mn}) \quad (42)$$

A more detailed description of the NNs is provided in the appendix.

Because the radial coordinate ρ is the independent variable, this solver can be easily parallelized over the number of flux surfaces. Like DESC, the presented solver uses the strong form of the problem and minimizes it in the whole plasma volume which currently requires a trade-off between high memory consumption and longer runtime for highly resolved equilibria. Continuation methods that change the geometric or spectral resolutions as done in DESC (section 2.2) or VMEC (section 2.1) are not used.

5 Results

5.1 Methodology

This section compares the numerical results of VMEC and DESC with the NN-based results in terms of the force residual (43). The goal of this comparison is to highlight the ability of the NNs to reach some minimum force error on equal spectral resolution for iota-prescribed, fixed-boundary equilibria. A more detailed runtime comparison between DESC and the NN-based results concludes this section.

The residual is normalized with the volume averaged magnitude of the magnetic pressure gradient (15) to ensure a fair comparison between equilibria

$$F_{norm} = \frac{|\mathbf{J} \times \mathbf{B} - \nabla p|}{\langle |\nabla|B|^2/(2\mu_0)| \rangle_{vol}}. \quad (43)$$

Unlike the typical result section in PiNN literature, where PiNN results are compared to each other [54], this work compares traditional solvers directly with a PiNN-based approach, but only for a D-shaped tokamak and a W7-X stellarator equilibrium. Results for a Heliotron-like equilibrium, as used in HIRSHMAN and WHITSON [7] and DUDT

and KOLEMEN [8], are provided in the supplementary material, because analysis of possibly bifurcated equilibrium states would take considerably more effort.

VMEC serves as a qualitative benchmark for magnetic flux surface topology. In the following, we compare the flux surface geometry of the NN-based solution to those of VMEC by visually overlaying both Poincaré plots at $\zeta = 0$ in figure 1 and 3 for ten flux surfaces including the last surface. Each Poincaré comparison also shows arcs of the straight field line poloidal angle $\theta^* = \theta + \lambda(\rho, \theta, \zeta)$ at eight equidistant locations. The normalized force residual offers a more reliable, quantitative metric, and its flux surface average $\langle F_{norm} \rangle$ is plotted next to each Poincaré comparison for the three solvers. Computational runtime and accuracy in terms of $F_{norm,vol}$ are compared only between DESC and NNs, because DESC and the NN-based approach need to be run on modern graphical accelerators to compute high resolution 3D equilibria in reasonable time and because both solvers compute solutions without VMEC's force residual spike. Volume averaging F_{norm} provides a scalar value to compare different solutions of one equilibrium

$$F_{vol,norm} = \langle F_{norm} \rangle_{vol} = \frac{1}{V} \int F_{norm} \sqrt{g} d\alpha. \quad (44)$$

The equilibrium solutions shown in this work are calculated using VMEC's or DESC's convention for the smallest poloidal and toroidal resolution of the computational grid given some spectral resolution. The NN-based approach uses 50 flux surfaces for figures 1 and 3 without refinement and without exploiting stellarator symmetry, that is $\theta \in [0, 2\pi)$ for the NN's computational grid. DESC solutions are minimized on a concentric grid that exploits stellarator symmetry. The minimization of each DESC solution follows a two-step procedure using the least-squares optimizer: First, the solution is computed using the default continuation algorithm

with default tolerances. A secondary solve (at $\eta_b = 1$ and $\eta_p = 1$) then reduces the optimizer tolerances to 0. Concrete examples for fixed-boundary equilibria are, on the one hand, a tokamak taken from HIRSHMAN and WHITSON [7], and, on the other hand, a $M_b = N_b = 12$ W7-X equilibrium in standard configuration presented in PANICI et al. [31]. Both equilibria come with an initial guess for the modes at the magnetic axis. Default geometric and spectral resolutions are used in DESC, and the axisymmetric tokamak is solved with fringe spectral indexing of the Zernike polynomial while W7-X is solved with ansi indexing. Many other fixed-boundary, finite- β equilibria can be compared, but we choose these two equilibrium cases because they have already been compared between VMEC and DESC [31].

The remainder of the results compare DESC and various sizes of the two-layer NNs, using the W7-X equilibrium with boundary harmonics truncated to $M_b = N_b = 10$. Figure 5a shows $F_{vol,norm}$ compared to DESC for the truncated W7-X equilibrium plotted over wall-time (both codes used a Nvidia A100 Graphical Processing Unit (GPU)). The same datapoints of figure 5a are used in figure 5b but with the global spectral resolution $M = N$ of the solvers on the x-axis. Finally, figure 6 shows the training of NNs with layer widths $n = \{1, 2, 4, 8, 16\}$ until the NNs $F_{vol,norm}$ matches the minimum $F_{vol,norm}$ reachable with DESC for the truncated W7-X equilibrium. The NN minimization uses only 32 flux surfaces in this comparison. Hyperparameters and results for each solver and equilibrium are provided in the supplementary material.

5.2 Equilibrium solutions

Figure 1 displays a Poincaré comparison between NN and VMEC of an axisymmetric, D-shaped tokamak with $\beta \sim 3\%$, computed with $M = 11$ poloidal modes. VMEC's grid is refined up to 2048 flux surfaces and reaches a final internal tolerance of 2×10^{-16} . We use this number of flux surfaces in VMEC because iterative refinement of the radial grid is a common technique to use VMEC and this comparison focuses on equal spectral resolution. Each of the three NNs for this equilibrium has two hidden layers with $n = 8$ nodes. The boundary geometry of the D-shaped tokamak

is given by

$$\begin{aligned} R_b &= 3.51 - \cos(\theta) + 0.106 \cos(2\theta) \\ Z_b &= 1.47 \sin(\theta) + 0.16 \sin(2\theta) \end{aligned} \quad (45)$$

with input pressure profile $p(\rho) = 1600(1 - \rho^2)^2$, rotational transform $\iota(\rho) = 1 - 0.67\rho^2$ and total toroidal flux set to $\psi_b = 1$ Wb [7]. The flux surfaces of VMEC are plotted in red and the flux surfaces of the NN in dashed green. DUDT and KOLEMEN [8] found a similarly good agreement between the flux surfaces as computed by VMEC and DESC. All three solvers converge to a similar location for the magnetic axis and qualitatively equal θ^* . The NN improves the flux surface averaged force error compared to DESC at this spectral resolution (fig. 2). The force residual of VMEC displays the largest discrepancies in the vicinity of the axis and close to the boundary compared to the NNs and DESC. The normalized residual of VMEC rises to $\sim 10^{-1}$ at $\rho < 0.15$ while DESC and the NN-based solution do not show this spike close to the axis.

To compare the three solvers for a non-axisymmetric case, we choose a W7-X equilibrium, akin to the standard configuration, with $M_b = N_b = 12$ boundary harmonics. PANICI et al. [31] compares DESC and VMEC solutions for this equilibrium, and we employ the same input specification used in that work for this analysis. VMEC's radial grid for this equilibrium is refined up to 1024 flux surfaces. The same trend as in the D-shaped tokamak solutions is visible in figures 3 and 4. Flux surfaces, θ^* and axis position agree qualitatively for VMEC and NN, and their difference becomes most visible for the force residual $\langle F_{norm} \rangle$ close to axis. VMEC's force residual increases at $\rho < 0.15$ while DESC and NNs converge to solutions without this spike. The NN's $\langle F_{norm} \rangle$ decreases towards the axis compared to DESC.

Of interest to users of MHD equilibrium solvers is not only their physical validity but also their speed to find accurate solutions. Figure 5a to 6 compare DESC solutions with NN solutions for multiple cases of the truncated W7-X equilibrium. To perform scans on memory-limited hardware, the boundary of the equilibrium used in figures 5a to 6 is pruned to only include modes up to $M_b = N_b = 10$. Figure 5a and figure 5b compare the same data plotted against time on plot 5a and against internal resolution parameter $M = N = \{10, 12, 14\}$ on plot 5b to the right. The datapoints each describe one instantiation of the solver run until the optimizer does not update the parameters; i.e. the optimizer converged. Individual

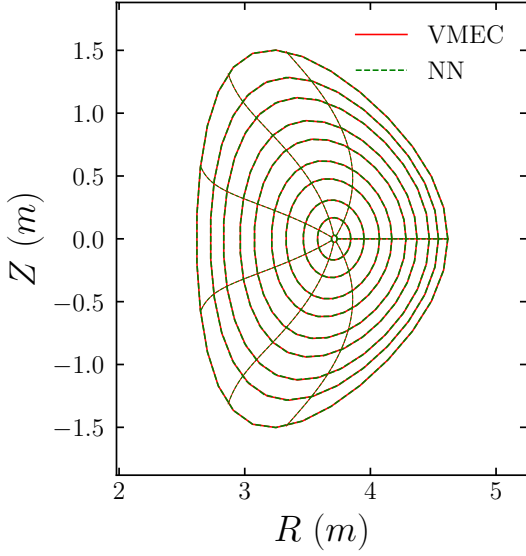


Figure 1: Poincare sections for the D-shaped tokamak test-case with boundary defined by (45). Dashed green lines represent the NNs solution and full red lines represent the VMEC solution, revealing a qualitative agreement in flux surface geometry. Profiles of $\theta^* = \theta + \lambda(\rho, \theta, \zeta)$ are plotted at eight θ^* locations from axis to boundary.

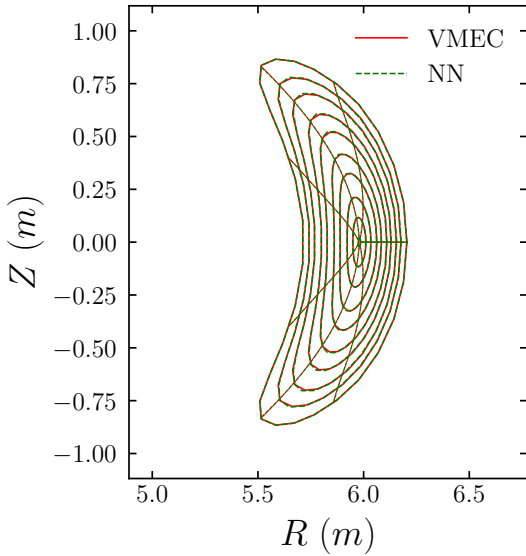


Figure 3: Poincare section for a $M = N = 12$ equilibrium of the W7-X stellarator solved with NNs in dashed green and VMEC in red. Both solutions agree with each other qualitatively. $\theta^* = \theta + \lambda(\rho, \theta, \zeta)$ profiles are plotted at eight θ^* locations from axis to boundary.

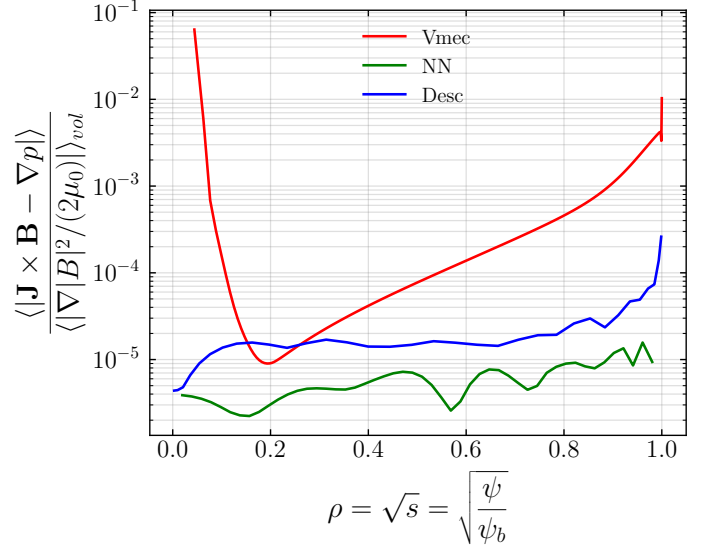


Figure 2: Normalized flux surface averaged force error for the solutions of VMEC, NNs and the DESC for the D-shaped tokamak test-case plotted over ρ . The NN optimization continued for about 100 times longer than DESC and VMEC but achieves lowest minimum force error over the whole volume. The VMEC force error spikes at $\rho < 0.2$.

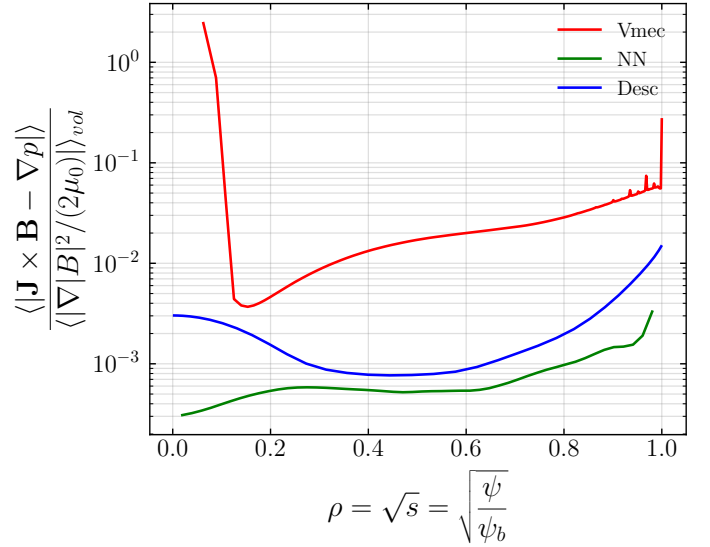


Figure 4: Normalized flux surface averaged force error for VMEC, NNs and DESC for the $M = N = 12$ W7-X test-case plotted over ρ . The NNs achieve lowest minimum force error over the whole volume and the force residual of VMEC spikes at $\rho < 0.15$.

DESC runs are marked with a crossed square and NN results with a rhombus. NN-based solutions are plotted with layer widths of $n = \{1, 2, 4, 8, 16\}$ for each of $M = N = \{10, 12, 14\}$. On the same hardware, DESC

computes its solutions faster, but with a higher final force residual compared to some of the NNs. The NNs are able to achieve solutions with lower $F_{vol, norm}$ but at increased computational cost, which

can be easily reduced by, for example, using a grid with $\theta \in [0, \pi)$ that removes duplicated nodes under stellarator symmetry. With increasing spectral resolution, both solvers show an exponential decreasing $F_{vol,norm}$ in figure 5b.

To answer the question of how DESC and the NNs compare in terms of compute resources, the $M_b = N_b = 10$ W7-X case is solved using DESC with the two-stage approach described in section 5.1) until parameters stop changing. The $F_{vol,norm}$ achieved by DESC is then set as a stopping criterion for the NN training process, which computes equilibria that are within 0.5% relative tolerance with respect to this stopping criterion. The results of this test are plotted in figure 6 over the compute time in seconds on the x-axis. NN-based solutions achieve the same force error requiring more computational time, with equal order of magnitude, which increases with increasing layer width. Notably, the NN training procedure has an additional slight overhead to compute $F_{vol,norm}$ at each optimization step to check if the termination condition is fulfilled.

6 Discussion

For the two presented equilibrium cases, the NN parametrization can be optimized to represent equilibrium solutions with lower residual compared to VMEC and DESC for most layer widths. Both the Fourier Zernike basis of DESC and the NN parametrization satisfy the analytic constraint on functions that represent physical scalars on the unit disc (46), improving upon VMEC by not showing the force error spike towards the axis. Optimizing the NN until the minimum reachable force error of DESC incurs a higher computational cost (fig. 5a), but with more resources, the NN approach achieves lowest force residuals for the tested equilibria (fig. 4 and fig. 2). This is unexpected because computational cost could've also been orders of magnitudes higher given the generality of deep neural networks, their naive initialization and the common optimizers used. On the other hand, the NNs are purposely kept minimal and larger NN, on average, also incur larger cost with lower residual, hinting at potential to improve the approach both in resource requirements and time. The presented differences in computational cost could stem from using NNs or could be attributable to implementation nuances; this question can be answered by comparing only floating point operations to reach a certain residual of each code.

A comparison between the codes based on floating point operations is out of scope for this work.

Training procedures of PiNNs usually fit the low frequencies of the solution first, also known as spectral bias [55]. An investigation into this effect could reveal if the NN-based parametrization of ideal MHD equilibria actually benefits from it. For that matter, trying to quantify the expressiveness of the NN-based parametrization by comparing DESC solutions with increasing L_{ZP} (23) with NNs with increasing complexity and number of radial grid points is a sensible starting point.

One possible reason for the lower minimum force error is the interplay of optimizer with the truncated representation used in VMEC and DESC. Representing solutions to ideal MHD with truncated spectral resolution regularizes the equilibrium problem [19], which is why the results of this work might be explained by the universal function approximation theorem for deep narrow NNs [56]. The distance between residuals of DESC and the NNs decreases with increasing spectral resolution (see fig. 5b), adding another support to this explanation. As this efficiency comparison only relies on one equilibrium of W7-X in standard-configuration, this effect should be studied for many different equilibria and NN models.

Section 5 compares VMEC, DESC and the NN-based approach using the smallest possible spectral and geometric resolutions to show the viability of the NN-based parametrization. Increasing the grid resolution of DESC could result in lower force residuals and running VMEC multiple times, using the axis of the previous run as initial guess for the next run, could reduce VMEC's force residual further. This work focuses on performance with the smallest spectral resolutions; therefore, improvements to DESC's geometric or spectral resolution and VMEC workflows are not explored. The number of parameters in DESC is tightly coupled to the chosen spectral parameters L_{ZP} , M and N . In VMEC, the number of parameters changes depending on the number of flux surfaces. The NN-based approach is the only one of the three solvers for which the number of parameters can be set independently of the resolution of the spectral basis or the geometric grid size. Understanding the benefits of this independence can lead to even faster and more accurate solvers and more sophisticated pre-conditioning methods.

Another worthwhile investigation is whether the presented results can be achieved without any NNs, solely by optimizing the second order force operator (44) over the parameters of the VMEC-like Four-

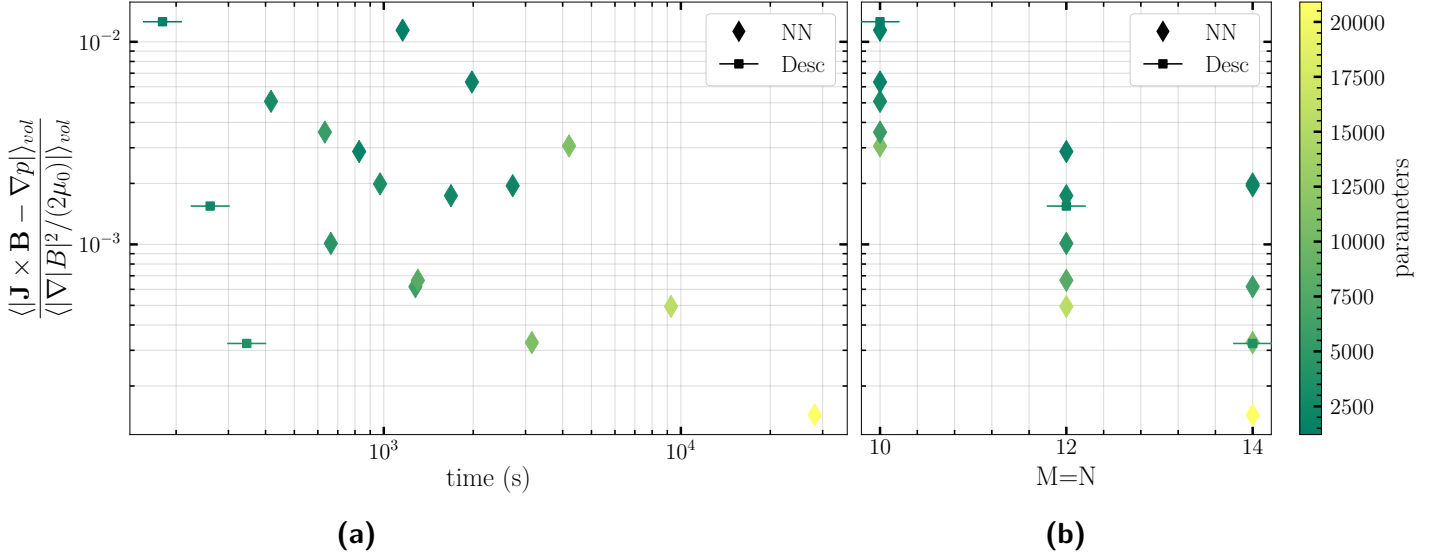


Figure 5: Achievable minimum force error for W7-X standard configuration with $M_b = N_b = 10$ boundary harmonics with global resolutions $M = N = \{10, 12, 14\}$ computed by DESC and NNs with layer-widths of $n = \{1, 2, 4, 8, 16\}$. The colorbar indicates the number of parameters and the y-axis the normalized volume averaged force error (44) plotted over (a) time in seconds and (b) Fourier resolution parameter $M = N$.

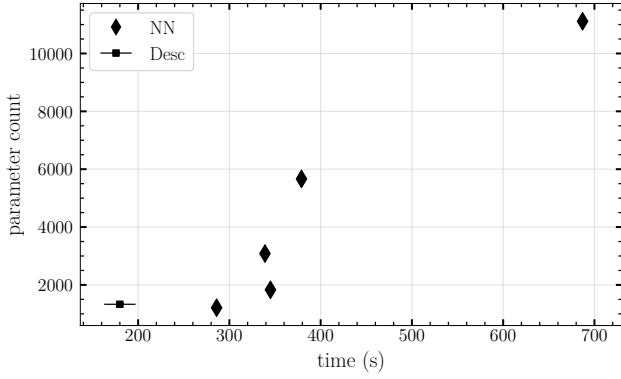


Figure 6: DESC trained until convergence for the W7-X case pruned to M10 N10 boundary harmonics. NN with layer widths $n = \{2, 4, 8, 16\}$ trained until DESC's $F_{vol, norm}$ reached within relative tolerance of 0.5%. Both codes are executed on the same GPU.

ier basis directly, using finite-difference gradients in radial direction.

The presented work provides value for future operator learning studies and the reduced residual for higher layer-widths n shows benefits of using small NNs to parametrize Fourier modes of ideal MHD equilibria.

7 Conclusion and Future Work

This work presents a novel approach to solve fixed-boundary, finite- β ideal MHD equilibria with nested flux surfaces and isotropic pressure using NNs. It is

the first MHD solver capable of adjusting its parametrization independently of the geometric or spectral resolution. For all tested equilibria and spectral resolutions, this approach achieves the lowest force residual compared to other common ideal MHD equilibrium solvers for most tested widths of the two-layer NNs. Minimization of the residual parametrized by the NNs until the minimum achievable residual of the solver DESC for a W7-X equilibrium requires slightly more resources, but can, with higher computational cost, arrive at solutions with lowest residual for the tested solvers number or activation. Performing a search over hyperparameters, such as the layer width, the activation function or number of hidden layers will likely improve these results. The deliberate choice of small NNs in this initial exploration establishes a lower bound for the complexity of NNs, which could serve future work aimed at creating NN models for MHD operators. The current optimization procedure is purposely kept minimal, but the literature surrounding PiNNs offers many enhancements such as novel optimizers, new NN structures and sampling techniques. These enhancements are very likely to yield an even lower residuals at lower cost.

MHD solvers are extensively used as inner loop in stellarator optimization, and the normalized force residual is a metric for ideal MHD equilibrium solutions. Equilibria resulting from the outer stellarator optimization loop are implicitly determined by the individual solutions of the inner loop. Many solv-

ers that compute stability, transport or turbulence metrics use the resulting equilibrium magnetic field of the outer loop, motivating a sensitivity analysis of those metrics with respect to the residual of the inner loop's MHD equilibrium solution. Computing these metrics only for a single equilibrium solved by multiple solvers can help to validate the NN-based approach and provide an initial guess for their sensitivity with respect to the force error and solver. Costs associated with solving the ideal MHD equilibrium are tiny compared to stability, transport or turbulence calculations, but lowering the force residual of the inner loop could, however, improve Pareto fronts in multi-objective stellarator optimization.

Halving the grid in the poloidal coordinate, i.e. $\theta \in [0, \pi)$, removes duplicate collocation points and is expected to be an enhancement that likely will increase the efficiency of the presented approach further. Integration of these novel NN-based solutions into the framework of the DESC code provides a test bench in terms of many stellarator optimization metrics. Quantifying information overlap between NNs parametrizations of different but related equilibria could unlock faster and more precise convergence or preconditioning schemes and is a prerequisite for transfer learning and helpful for the design of operator models. Analyzing the basis function encoded by the NNs used in this work is a first step in that direction.

Training a model for some operator on solution data in a continuous space of equilibria induces some epistemic error. Replacing the VMEC dataset with a dataset created with the presented approach could reduce the epistemic error of the operator model introduced by MERLO et al. [41] to acceptable levels for rapid stability analysis or other applications, for which the current models lack precision.

The presented proof-of-principle of optimizing simple NNs to minimize ideal MHD residuals of a single 3D equilibrium provides a solid basis to extend these models to represent continuous, parametrized spaces of equilibria. Possible applications include the optimization of devices not only for one point, but for a whole continuum of configurations, acceleration of intra-shot analysis workflows that rely on the equilibrium magnetic topology or sophisticated control algorithms.

Appendix

Neural Networks We intentionally use simple NNs to provide a lower bound in the presented approach: The NNs are two-layer ($L = 2$) multilayer perceptrons (MLPs) with $\sigma = \tanh = (e^{2x} - 1)/(e^{2x} + 1)$ activation function and input $f(\rho) = 2\rho^2 - 1 \in (-1, 1)$. Each NN is denoted by $NN_{X,mn}$ for $X \in \{R, \lambda, Z\}$ and defined by a composition of affine transformations with non-linearities

$$\begin{aligned} NN_{X,mn}(f(\rho)) &= W_{2,X}(\sigma(z_1(f(\rho)))) + b_{2,X} \\ z_1(f(\rho)) &= W_{1,X}(\sigma(z_0(f(\rho)))) + b_{1,X} \\ z_0(f(\rho)) &= W_{0,X}f(\rho) + b_{0,X} \end{aligned}$$

with dimensions $W_{0,X} \in \mathbb{R}^{n \times 1}$, $W_{1,X} \in \mathbb{R}^{n \times n}$ and $W_{2,X} \in \mathbb{R}^{(M(2N+1)-N) \times n}$. The summand of layers $l = \{0, 1\}$ has dimension $b_{l,X} \in \mathbb{R}^n$ and the last bias is of dimension $b_{2,X} \in \mathbb{R}^{(M(2N+1)-N)}$. Parameters of the NN weights $W_{l,X}$ are initialized by random sampling from a normal distribution with standard deviation $\sigma = 0.01$ and mean $\mu = 0$. The bias vectors $b_{l < L,X}$ are initialized with 0 and $b_{L,X}$ are initialized to satisfy the initial guess for the magnetic axis (see sec. 4.1).

Analytic constraint The constraint on functions representing physical scalars with poloidal Fourier modes a_m near the axis of the unit disk [57], namely that R_{mn}/ρ^m and Z_{mn}/ρ^m do not blow up towards the axis, is

$$a_m(\rho) = \rho^m \sum_i a_{m,i} \rho^i \text{ for } i \in \{0, 2, 4, \dots\}. \quad (46)$$

For the axisymmetric solution shown in figures 1 and 2, the profiles of R_{mn}/ρ^m are plotted in figure 7. All equilibria solved by NNs show no blow-up close to axis for R_{mn}/ρ^m and Z_{mn}/ρ^m .

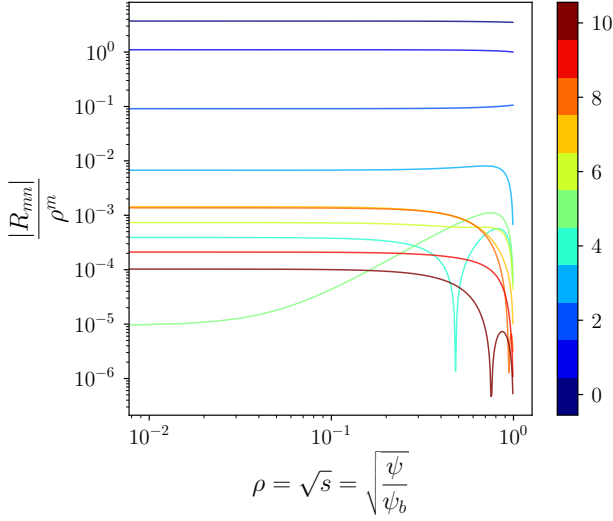


Figure 7: R_{mn}/ρ^m modes of NN solution for axisymmetric D-shaped equilibrium.

Acknowledgements

The authors would like to thank M. Landreman and A. Kaptanoglu for valuable guidance throughout this project. This thanks extends to J. Geiger for supplying the W7-X equilibrium and B. Jang and S. Lazerson for valuable feedback during the project. Last, but not least, we would like to express our sincere gratitude to the communities behind the multiple open-source software packages on which this work was built: `Hydra`, `numpy`, `Jax`, `optax`, `jaxopt`, `flax`, `equinox`, `orbax`, `desc` and `matplotlib`. The experiments in this publication were carried out on A100 accelerator infrastructure of the Max Planck Computing and Data Facilities cluster 'RAVEN'.

T.T. is supported by a grant from the Simons Foundation (Grant No. 601966). D.P. is funded through the SciDAC program by the US Department of Energy, Office of Fusion Energy Science and Office of Advanced Scientific Computing Research under contract number DE-AC02-09CH11466, DE-SC0022005, and by the Simons Foundation/SFARI (560651). This work was supported by a DOE Distinguished Scientist Award via DOE Contract DE-AC02-09CH11466 at the Princeton Plasma Physics Laboratory.

References

- [1] A. FASOLI et al. »Computational Challenges in Magnetic-Confinement Fusion Physics«. *Nature Physics*, (2016).
- [2] C. J. HAM et al. »Tokamak Equilibria and Edge Stability When Non-Axisymmetric Fields Are Applied«. *Plasma Physics and Controlled Fusion*, (2015).
- [3] J. P. FREIDBERG. *Ideal MHD*. New York: Cambridge University Press, 2014.
- [4] N. NIKULSIN et al. »An Asymptotic Grad-Shafranov Equation for Quasisymmetric Stellarators«. *Journal of Plasma Physics*, (2024).
- [5] R. JORGE, W. SENGUPTA and M. LANDREMAN. »Near-Axis Expansion of Stellarator Equilibrium at Arbitrary Order in the Distance to the Axis«. *Journal of Plasma Physics*, (2020).
- [6] R. KAISER. »On Three-dimensional Toroidal Surface Current Equilibria with Rational Rotational Transform«. *Physics of Plasmas*, (1994).
- [7] S. P. HIRSHMAN and J. C. WHITSON. »Steepest-descent Moment Method for Three-dimensional Magnetohydrodynamic Equilibria«. *Physics of Fluids*, (1983).
- [8] D. W. DUDT and E. KOLEMEN. »DESC: A Stellarator Equilibrium Solver«. *Physics of Plasmas*, (2020).
- [9] F. J. HINDENLANG, G. G. PLUNK and O. MAJ. »Computing MHD Equilibria of Stellarators with a Flexible Coordinate Frame«. 2025.
- [10] S. R. HUDSON et al. »Computation of Multi-Region Relaxed Magnetohydrodynamic Equilibria«. *Physics of Plasmas*, (2012).
- [11] A. H. REIMAN and H. S. GREENSIDE. »Numerical Solution of Three-Dimensional Magnetic Differential Equations«. *Journal of Computational Physics*, (1988).
- [12] Y. SUZUKI et al. »Development and Application of HINT2 to Helical System Plasmas«. *Nuclear Fusion*, (2006).
- [13] P. HELANDER. »Theory of Plasma Confinement in Non-Axisymmetric Magnetic Fields«. *Reports on Progress in Physics*, (2014).

- [14] G. G. PLUNK et al. »Back to the Figure-8 Stellarator«. *Plasma Physics and Controlled Fusion*, (2025).
- [15] O. P. BRUNO and P. LAURENCE. »Existence of Three-Dimensional Toroidal MHD Equilibria with Nonconstant Pressure«. *Communications on Pure and Applied Mathematics*, (1996).
- [16] L. L. LAO, S. P. HIRSHMAN and R. M. WIELAND. *Variational Moment Solutions to the Grad-Shafranov Equation*. Technical report. Oak Ridge National Lab. (ORNL), Oak Ridge, TN (United States), 1981.
- [17] R. L. DEWAR and S. R. HUDSON. »Stellarator Symmetry«. *Physica D: Nonlinear Phenomena*, Proceedings of the Workshop on Time-Reversal Symmetry in Dynamical Systems (1998).
- [18] M. D. KRUSKAL and R. M. KULSRUD. »Equilibrium of a Magnetically Confined Plasma in a Toroid«. *The Physics of Fluids*, (1958).
- [19] J. W. BURBY and M. H. UPDIKE. »Spatial Dynamics Formulation of Magnetohydrostatics«. 2023.
- [20] M. LANDREMAN et al. »SIMSOPT: A Flexible Framework for Stellarator Optimization«. *Journal of Open Source Software*, (2021).
- [21] S. LAZERSON et al. »STELLOPT«. Princeton Plasma Physics Laboratory (PPPL), Princeton, NJ (United States). 2020.
- [22] J. D. HANSON et al. »V3FIT: A Code for Three-Dimensional Equilibrium Reconstruction«. *Nuclear Fusion*, (2009).
- [23] S. K. SEAL et al. »Parallel Reconstruction of Three Dimensional Magnetohydrodynamic Equilibria in Plasma Confinement Devices«. *Proceedings of the International Conference on Parallel Processing*. 2017.
- [24] T. ANDREEVA et al. »Equilibrium Evaluation for Wendelstein 7-X Experiment Programs in the First Divertor Phase«. *Fusion Engineering and Design*, (2019).
- [25] S. BOZHENKOV et al. »High-Performance Plasmas after Pellet Injections in Wendelstein 7-X«. *Nuclear Fusion*, (2020).
- [26] C. D. BEIDLER et al. »Demonstration of Reduced Neoclassical Energy Transport in Wendelstein 7-X«. *Nature*, (2021).
- [27] S. F. KNOWLTON. *Advanced Design of a Novel Stellarator Using the Free Boundary VMEC Magnetic Equilibrium Code. Final Technical Report for Period March 1, 1999 - February 28, 2002*. Technical report. Auburn University, Auburn, AL, 2005.
- [28] T. QIAN et al. »Design and Construction of the MUSE Permanent Magnet Stellarator«. *Journal of Plasma Physics*, (2023).
- [29] S. P. HIRSHMAN and J. BRESLAU. »Explicit Spectrally Optimized Fourier Series for Nested Magnetic Surfaces«. *Physics of Plasmas*, (1998).
- [30] S. P. HIRSHMAN, U. SCHWENN and J. NÜHRENBERG. »Improved Radial Differencing for Three-Dimensional Magnetohydrodynamic Equilibrium Calculations«. *Journal of Computational Physics*, (1990).
- [31] D. PANICI et al. »The DESC Stellarator Code Suite. Part 1. Quick and Accurate Equilibria Computations«. *Journal of Plasma Physics*, (2023).
- [32] R. CONLIN et al. »The DESC Stellarator Code Suite Part II: Perturbation and Continuation Methods«. *Journal of Plasma Physics*, (2022).
- [33] R. CONLIN et al. »Stellarator Optimization with Constraints«. *Journal of Plasma Physics*, (2024).
- [34] D. W. DUDT et al. »Magnetic Fields with General Omnigenity«. *Journal of Plasma Physics*, (2024).
- [35] B. P. VAN MILLIGEN, J. A. JIMÉNEZ and V. TRIBALDOS. »Solving Threedimensional Plasma Equilibria with a Neural Network Technique«. *Contr. Fusion and Plasma Phys.*, (1997).
- [36] B. P. VAN MILLIGEN, V. TRIBALDOS and J. A. JIMÉNEZ. »Neural Network Differential Equation and Plasma Equilibrium Solver«. *Physical Review Letters*, (1995).
- [37] I. LAGARIS, A. LIKAS and D. FOTIADIS. »Artificial Neural Networks for Solving Ordinary and Partial Differential Equations«. *IEEE Transactions on Neural Networks*, (1998).

- [38] A. SENGUPTA et al. »Fast Recovery of Vacuum Magnetic Configuration of the W7-X Stellarator Using Function Parametrization and Artificial Neural Networks«. *Nuclear Fusion*, (2004).
- [39] A. SENGUPTA, J. GEIGER and P. J. M. CARTH. »Statistical Analysis of the Equilibrium Configurations of the W7-X Stellarator«. *Plasma Physics and Controlled Fusion*, (2007).
- [40] A. MERLO et al. »Proof of Concept of a Fast Surrogate Model of the VMEC Code via Neural Networks in Wendelstein 7-X Scenarios«. *Nuclear Fusion*, (2021).
- [41] A. MERLO et al. »Physics-Regularized Neural Network of the Ideal-MHD Solution Operator in Wendelstein 7-X Configurations«. *Nuclear Fusion*, (2023).
- [42] J. SVENSSON and A. WERNER. »Large Scale Bayesian Data Analysis for Nuclear Fusion Experiments«. *2007 IEEE International Symposium on Intelligent Signal Processing, WISP*. IEEE, 2007.
- [43] J. SVENSSON et al. »Connecting Physics Models and Diagnostic Data Using Bayesian Graphical Models«. *37th EPS Conference on Plasma Physics 2010, EPS 2010*, (2010).
- [44] B. JANG et al. »Grad-Shafranov Equilibria via Data-Free Physics Informed Neural Networks«. *Physics of Plasmas*, (2024).
- [45] F. MERZ, J. GEIGER and M. RAMPP. »Optimization Strategy for the VMEC Stellarator Equilibrium Code«. *IPP Report*, (2013).
- [46] R. ROSSI et al. »Time-Resolved, Physics-Informed Neural Networks for Tokamak Total Emission Reconstruction and Modelling«. *Nuclear Fusion*, (2025).
- [47] A. JALALVAND et al. »Discovering Hidden Physics Using ML-based Multimodal Super-Resolution Measurement and Its Application to Fusion Plasmas«. 2024.
- [48] J. BRADBURY et al. »JAX: Composable Transformations of Python+NumPy Programs«. 2018.
- [49] D. DUDT et al. »The DESC Stellarator Code Suite Part III: Quasi-symmetry Optimization«. *Journal of Plasma Physics*, (2022).
- [50] J. SEO. »Solving Real-World Optimization Tasks Using Physics-Informed Neural Computing«. *Scientific Reports*, (2024).
- [51] N. SUKUMAR and A. SRIVASTAVA. »Exact Imposition of Boundary Conditions with Distance Functions in Physics-Informed Deep Neural Networks«. *Computer Methods in Applied Mechanics and Engineering*, (2022).
- [52] S. CUOMO et al. »Scientific Machine Learning Through Physics-Informed Neural Networks: Where We Are and What's Next«. *Journal of Scientific Computing*, (2022).
- [53] R. BABIN et al. »Construction of an Invertible Mapping to Boundary Conforming Coordinates for Arbitrarily Shaped Toroidal Domains«. *Plasma Physics and Controlled Fusion*, (2025).
- [54] N. MCGREIVY and A. HAKIM. »Weak Baselines and Reporting Biases Lead to Overoptimism in Machine Learning for Fluid-Related Partial Differential Equations«. *Nature Machine Intelligence*, (2024).
- [55] J. KIESSLING and F. THOR. »A Computable Definition of the Spectral Bias«. *Proceedings of the AAAI Conference on Artificial Intelligence*, (2022).
- [56] P. KIDGER and T. LYONS. »Universal Approximation with Deep Narrow Networks«. *Conference on learning theory*, (2020).
- [57] H. R. LEWIS and P. M. BELLAN. »Physical Constraints on the Coefficients of Fourier Expansions in Cylindrical Coordinates«. *Journal of Mathematical Physics*, (1990).