

---

# Echo State Transformer: When chaos brings memory

---

**Yannis Bendi-Ouis**

Mnemosyne  
Centre Inria de l'Université de Bordeaux  
Bordeaux, France  
yannis.bendi-ouis@inria.fr

**Xavier Hinaut**

Mnemosyne  
Centre Inria de l'Université de Bordeaux  
Bordeaux, France  
xavier.hinaut@inria.fr

## Abstract

While Large Language Models and their underlying Transformer architecture are remarkably efficient, they do not reflect how our brain processes and learns a diversity of cognitive tasks such as language and working memory. Furthermore, sequential data processing with Transformers encounters a fundamental barrier: quadratic complexity growth with sequence length. Motivated by these limitations, our ambition is to create more efficient models that are less reliant on intensive computations and massive volumes of data. We introduce Echo State Transformers (EST), a hybrid architecture that elegantly resolves this challenge while demonstrating exceptional performance in low-data regimes. EST integrates the Transformer attention mechanisms with principles from Reservoir Computing to create a fixed-size window distributed memory system. Drawing inspiration from Echo State Networks, the most prominent instance of the Reservoir Computing paradigm, our architecture integrates a new module called "Working Memory" based on several reservoirs (i.e. random recurrent networks) working in parallel. These reservoirs work as independent memory units with distinct internal dynamics. A novelty here is that the classical reservoir hyperparameters controlling the dynamics are now trained. Thus, the EST dynamically adapts the memory/non-linearity trade-off in reservoirs. By maintaining a fixed number of memory units regardless of sequence length, EST achieves constant computational complexity at each processing step, effectively breaking the quadratic scaling problem of standard Transformers. Evaluations on the STREAM benchmark, which comprises 12 diverse sequential processing tasks, demonstrate that EST outperforms GRUs, LSTMs, and even Transformers on 8 of these tasks. These findings highlight that Echo State Transformers can be an effective replacement to GRUs and LSTMs while complementing standard Transformers at least on resource-constrained environments and low-data scenarios across diverse sequential processing tasks.

## 1 Introduction

Transformers [1] have constituted a genuine revolution in the field of artificial intelligence, offering for the first time a scalable architecture capable of efficiently processing text while overcoming the inherent constraints of classical Recurrent Neural Networks (RNNs) and their costly training related to temporal backpropagation. This major innovation, however, comes with a significant drawback: a quadratic complexity that increases with the length of the sequence to be processed.

Although Transformers break free from RNN formalism and their internal states – that allows information to be transmitted from time  $t$  to time  $t+1$  –, they still need to access previous information. To achieve this, rather than using only the current information, they mobilize the entire input sequence

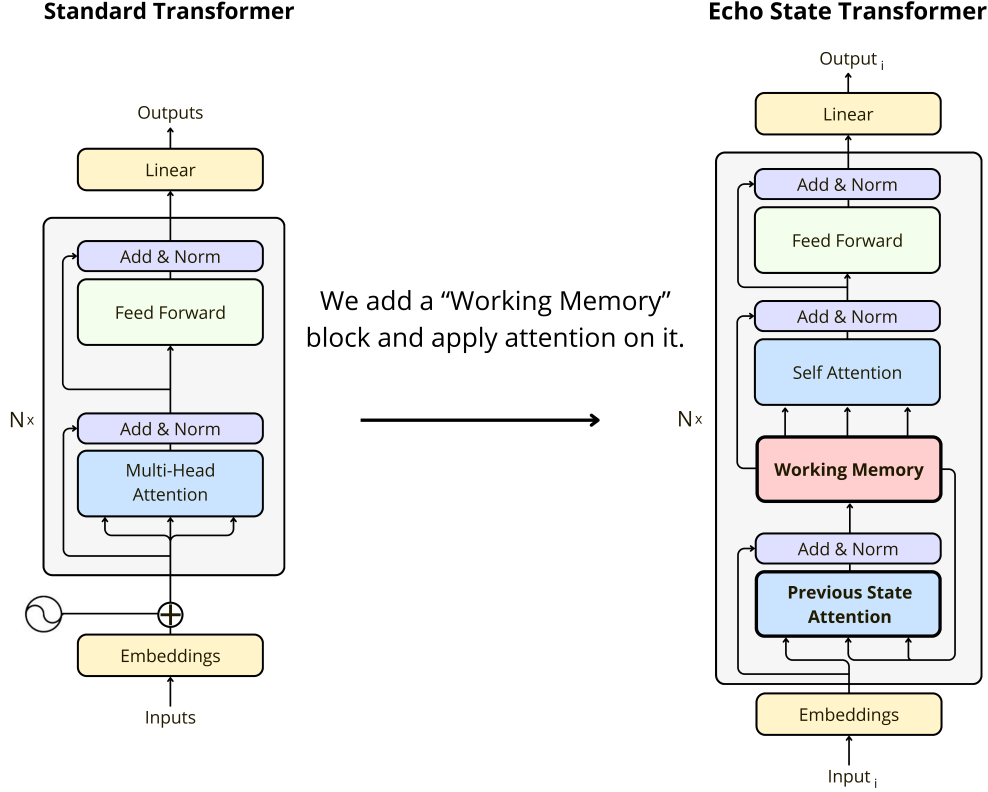


Figure 1: Comparison of standard Transformer and Echo State Transformer architecture.

at each step of the processing, meaning a Transformer has no internal memory per se, but must process the entire sequence at each time step. This characteristic generates several major problems. The most obvious concerns the energy and computational costs that inexorably increase as the conversation with a Transformer lengthens. A second problem lies in the fact that a Transformer, like a human being, eventually becomes overwhelmed when the sequence becomes particularly long [2]. Moreover, having to retain the entire sequence is equivalent to possessing an "infinite" working memory, which is considerably far from what is biologically plausible. Indeed, when we humans read a book, we are incapable of memorizing all the words and punctuation elements that compose it. Instead, we have a "finite" memory in which we "compress" information, even if it means sacrificing certain aspects.

In this paper, we propose to add a Working Memory block to the standard Transformer architecture (See Fig. 1). Our method is inspired by both Transformers and Reservoir Computing [3, 4] to exploit the attention mechanisms characteristic of Transformers, not on the entire input sequence, but on a finite set of memory units. Each of these units has its own dynamics and must retain a specific part of the information received as input. Thus, since the number of memory units is determined at the initialization of the model and remains constant (unlike the number of tokens in the input sequence which continuously grows), the complexity of the attention mechanism also becomes constant. To update, each memory unit creates its Queries from the current input embedding at time  $t$ , while generating Keys and Values based on both its own state and the states of other memory units. This mechanism allows each unit to independently extract from the collective memory the information it deems relevant and compare it to the input. Once the memories are updated, a second attention mechanism allows their content to be exploited to predict the output at time  $t$ .

## 2 Related Works

Numerous approaches have been explored to address the complexity of Transformers. Among them, many seek to modify, replace, or eliminate the calculation of attention, particularly the *softmax*

which is the operation requiring the entire sequence to be reprocessed at each time step. Thus, Performers [5] estimate the attention matrix with linear complexity using FAVOR+. Attention Free Transformers (AFT) [6] eliminate self-attention by first combining Keys and Values with a set of positional biases before multiplying the result with Queries, achieving linear complexity. Reformer [7] replaces the attention product with locality-sensitive hashing offering linearithmic complexity. RWKV [8] replaces attention and MLP blocks with two blocks allowing the mixing of temporal and spatial information, thus offering a linear solution in time and space. Retentive Network (RetNet) [9] replaces the softmax of attention with an exponential decay applied to the result of the product of Queries and Keys, allowing three modes of usage including constant-time inference. Mamba [10] proposes an innovative architecture based on selective State Space Models (SSMs) and allows linear training and constant-time inference.

Other approaches exist that do not seek to modify the attention calculation but rather to compress the information received as input. This is the case with TransformerFAM [11] which introduces a feedback loop aimed at dynamically creating two tokens representing past information, thus creating an internal memory to process sequences of indefinite length. Large Memory Model (LM2) [12] proposes a memory module capable of interacting with input tokens and updating itself via gate mechanisms, similar to LSTMs [13], to store and compress past information.

### 3 Architecture Inspiration

Our Echo State Transformer architecture draws inspiration from two powerful paradigms in sequential processing: Transformers and Reservoir Computing. This section briefly introduces the key components from each that we leverage in our hybrid model.

#### 3.1 Transformers

Transformers revolutionized sequence processing by replacing recurrence with attention mechanisms, allowing direct interaction between any positions in a sequence. The core innovation of Transformers is the self-attention mechanism:

$$\text{Attention}(Q, K, V) = \text{softmax}\left(\frac{QK^T}{\sqrt{d_k}}\right)V \quad (1)$$

where  $Q$  (queries),  $K$  (keys), and  $V$  (values) are linear projections of the input. This mechanism computes a weighted sum of values, with weights determined by the compatibility between queries and keys. Transformers process sequences through multiple layers, each containing a Self-Attention and Feed-Forward modules. Recent research suggests these feed-forward layers act as key-value memories [14], like one might observe in the brain [15], storing knowledge acquired during training.

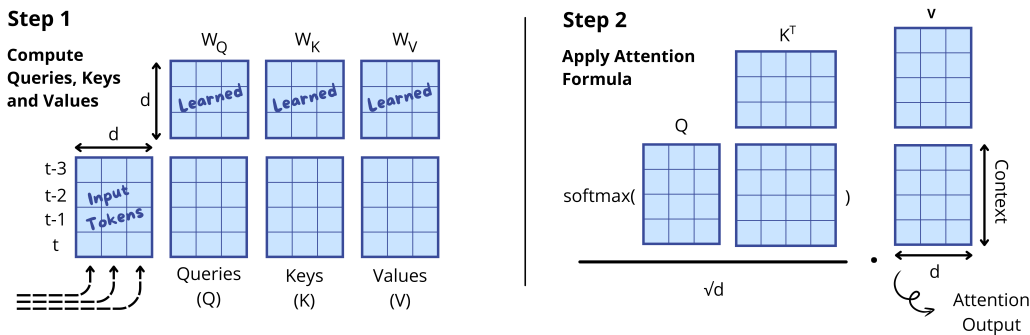


Figure 2: Computation of attention in Transformers exemplified with matrix multiplications schemas.

While Transformers excel at modeling complex dependencies and can process sequences in parallel, they face a quadratic complexity challenge with sequence length and lack an inherent mechanism for maintaining state across processing steps.

### 3.2 Reservoir Computing

Reservoir Computing, particularly Echo State Networks (ESNs) [16, 17] offers an efficient approach to sequential processing through fixed random recurrent networks. The key dynamics of a reservoir are captured by:

$$\mathbf{s}_t = (1 - \alpha) \cdot \mathbf{s}_{t-1} + \alpha \cdot f(\mathbf{W}_{in} \cdot \mathbf{u}_t + \mathbf{W} \cdot \mathbf{s}_{t-1}) \quad (2)$$

where  $\mathbf{s}_t$  is the reservoir state,  $\mathbf{u}_t$  is the input,  $\mathbf{W}_{in}$  and  $\mathbf{W}$  are fixed random matrices,  $f$  is a non-linear activation (typically  $\tanh$ ), and  $\alpha$  is the leak rate. Two critical parameters govern reservoir behavior: the spectral radius – defined as the largest absolute eigenvalue of  $\mathbf{W}$  – controls the Echo State Property [18], with values below 1 ensuring stability and values approaching 1 maximizing memory capacity while maintaining predictable behavior; complementing this, the leak rate ( $\alpha$ ) regulates how quickly the reservoir state evolves [19], where lower values preserve previous states longer and higher values enhance the network’s responsiveness to new inputs.

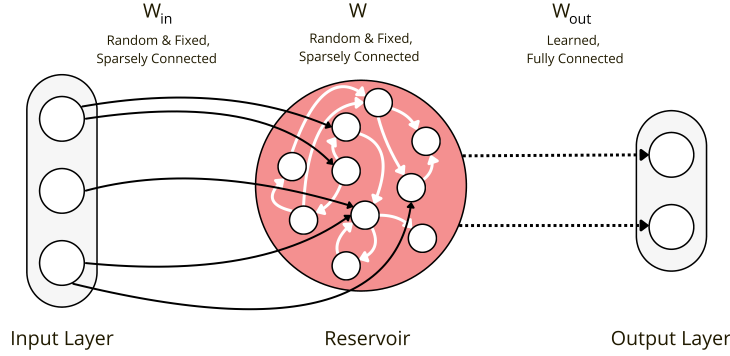


Figure 3: Echo State Network (ESN), the most famous instance of Reservoir Computing. It is composed of 3 layers, and only  $W_{out}$  is trained with a linear regression.

Reservoirs excel at maintaining temporal information with minimal parameter tuning and training data requirements [3]. By only training output weights, ESNs achieve remarkable efficiency while maintaining powerful temporal processing capabilities [16]. If properly configured, reservoirs can retain temporal information proportional to their size [20]. More details can be found in Appendix A.

## 4 Model Architecture

Our approach, the Echo State Transformer (EST)<sup>1</sup>, proposes a hybrid architecture inspired by original Transformers and the Reservoir Computing paradigm. The main objective is to overcome the quadratic complexity inherent to traditional Transformers by introducing a working memory composed of a finite number of units where attention will be applied, instead of applying it to a potentially infinite number of input tokens, thus making the complexity constant in time and space for inference.

The EST model mainly consists of six distinct blocks: an input block, an attention block on the previous state, a working memory block, a self-attention block, a feed-forward block, and an output block. A detailed schema of the architecture is available in the Appendix B.

- **Input:** This block receives the current token at time  $t$ . This token is then transformed into an embedding, preparing the information for the subsequent layers.
- **Previous State Attention:** This block allows each unit of the Working Memory to create a unique information vector intended for it (see Fig. 4). To do this, each unit creates a *query* from the embedding coming from the Input Block as well as *keys* and *values* from the state of all memory units, then calculates the attention by adding the residuals (*embedding*). The underlying idea is that each memory unit can access its own state as well as that of other units to identify relevant information in the current input and supplement its knowledge. The attention mechanism allows weighting the dimensions of the input embedding according to the relevance of the information to adapt it to each memory unit.

<sup>1</sup>Public git repository : <https://anonymous.4open.science/r/Echo-State-Transformer/>

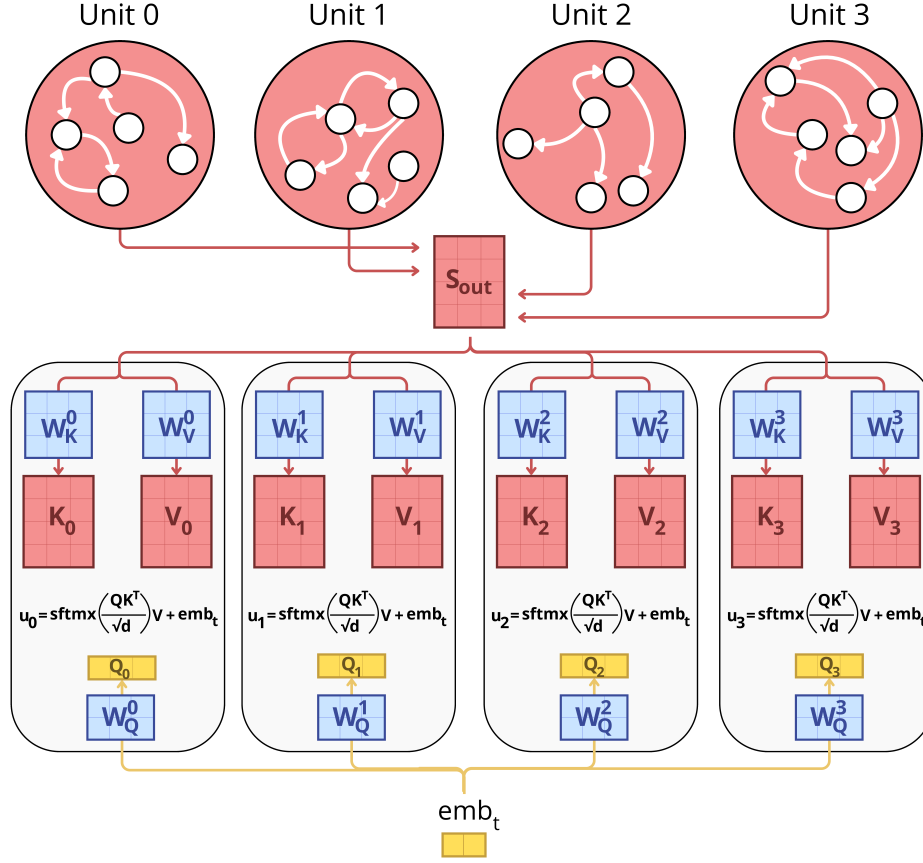


Figure 4: This figure display the mecanism of the Previous State Attention block. It produces Keys and Values from all memory units ( $S_{out}$ ) and Queries from the embedding at time  $t$  ( $emb_t$ ). Similarly to Transformer and its Multi-Head Attention block, we compute several distinct products of attention – one per memory unit – that allows each unit to compute its own input vector.

- **Working Memory:** The working memory (Fig. 5) comprises multiple configurable reservoir units derived from Reservoir Computing. Each reservoir — a recurrent network with fixed random weights — functions as a dynamic system retaining temporal information through an echo mechanism. Uniquely, each unit learns its own dynamics parameters (including its spectral radius) through backpropagation and composes information vectors from current inputs and states of all units.

Our approach introduces an *adaptive leak rate* mechanism that determines how much information persists between time steps (0 preserves the entire previous state, while values approaching 1 favor new information). This adaptivity uses a *softmax* function: scores calculated from each unit’s information vector are normalized to produce weights between 0 and 1, modulating individual leak rates. This competitive mechanism potentially allows certain units to maintain fixed information over time by assigning near-zero leak rates.

- **Self-Attention:** Once the memories are updated, a self-attention layer is applied to all units of the working memory. Each state vector from the memory units is treated as an input token would be in Transformers, for which we compute queries, keys, and values. Attention is then applied and, like Transformers, residual connections from the current state are added to the result of the self-attention. A linear combination is then applied to the result to reduce the dimensions (see Fig. 9).
- **Feed Forward:** Like Transformers, this layer allows the integration of knowledge learned during training [14]. It is typically implemented using *feed-forward* layers that increase their dimension (for example, by a factor of 4) before reducing it to the initial size (see Fig. 9).

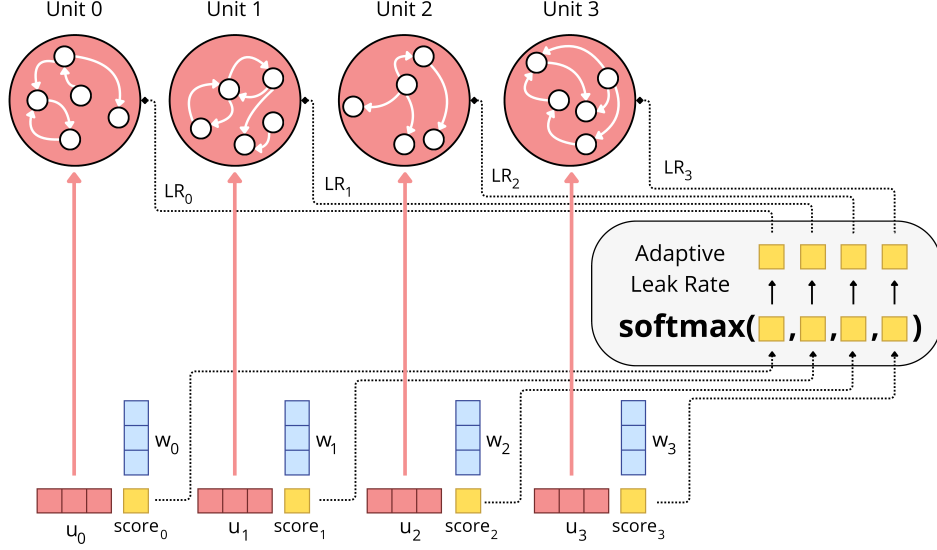


Figure 5: This figure displays the mechanism behind the Working Memory block and more particularly the adaptive leak rate. Each memory unit compute a score from its input vector. Then a softmax is applied on all of this score to compute the leak rate for each unit.

- **Output Layer:** The last layer applies a transformation (potentially the inverse of the embedding matrix) to the output of the Feed Forward to reconstruct the final output.

Like Transformers, the previous state attention, working memory, self-attention, and feed-forward blocks can be stacked sequentially to form layers that can be repeated multiple times. However, unlike Transformers, which allow complete parallelization of the entire sequence, ESTs require sequential training like GRUs and LSTMs and thus, backpropagation through time [21].

The main innovation of this work lies in the introduction of a working memory system where multiple units, based on the Reservoir Computing paradigm, work in parallel to preserve temporal information. Furthermore, the use of an adaptive leak rate allows better control of information retention over time, compensating for the gradual dissipation of the echo. By allowing each memory unit to consult the state of others, the model acquires an increased ability to process information taking into account the global context of the memory.

In preliminary works, we tested different architectures that are not included in this paper<sup>2</sup>. We observed that each memory unit tends to stabilize around a characteristic leak rate value, oscillating dynamically in response to input variations. This emergent property allows each unit to maintain a consistent temporal profile while still adapting to contextual needs. Although we tried other non-linear functions (like sigmoid) to replace the softmax and remove the competition between units in the adaptive leak rate, the model did not converge with them.

## 5 Experimentation

We conducted experiments to evaluate the Echo State Transformer (EST) and compare it to established sequential architectures such as GRUs, LSTMs, and standard Transformers. For this, we used the STREAM benchmark, specifically designed to evaluate the capacity of sequential models to maintain and manipulate information over long periods, and inspired from cognitive tasks.

### 5.1 STREAM Benchmark

STREAM offers a diverse set of 12 sequential tasks designed to evaluate the working memory and non-linear computation of an architecture, grouped into four categories: Simple Memory, Signal

<sup>2</sup>To remain anonymous, our previous work will not be cited here.

Processing, Long-Term Dependencies, and Information Manipulation. These tasks are adjustable in difficulty and complexity, allowing testing of different aspects of working memory and obtaining a thorough understanding of a model’s strengths and weaknesses in dealing with sequential information. All tasks and their configuration are described in the Appendix C.

## 5.2 Hyperparameter search

We compared four model architectures: Echo State Transformers (EST), Gated Recurrent Units (GRU), Long Short-Term Memory (LSTM), and Transformers (Decoder). We tested ESTs and Transformers using four different structural configurations by adjusting their architectural hyperparameters. For LSTMs and GRUs – which are less hyperparameter-sensitive – we used only one configuration for each. We tested four different architecture sizes for each model: 1,000 (1k), 10,000 (10k), 100,000 (100k), and 1,000,000 (1M) parameters. We conducted an initial random hyperparameter search to identify promising *learning rate* ranges. Based on these results, we selected five specific learning rates (0.01, 0.003, 0.001, 0.0003, 0.0001) and systematically evaluated all model configurations and tasks using each of these rates. Only one *weight decay* was used: 0.01, also chosen following a random hyperparameter search and considered the most appropriate for all tasks and models tested. For each task and each combination of model size, learning rate, configuration, and architecture, we repeated the training using five different seeds (0, 1, 2, 3 and 4), to evaluate the variability of the results. All model configurations are described in Appendix D.

## 6 Results

We conducted our experiment on 48 V100 (less than 20 hours) by training all configurations detailed in the previous section (12,000 models in total) and obtained the following results on the 12 tasks of the STREAM benchmark. In this section, we present two complementary performance metrics to provide a comprehensive view of model capabilities. First, we report the Best When Averaged (BWA) results, which identify the model configuration that performs best when its results are averaged across five random seeds. This metric highlights configurations with consistent performance despite initialization variability. Second, we present the Best Over All (BOA) results, which capture the single best performance achieved by any configuration-seed combination. It’s important to note that for a given task and model architecture, the optimal configuration for BWA may differ from that of BOA, as some configurations might produce exceptional results with specific initializations but show less consistency across seeds. Table 1 presents BWA results for all tasks in the STREAM benchmark. More detailed BWA and BOA results are provided in Appendix E (see Tables 2 and 3). Note that all metrics indicate error rates, so lower scores indicate better performance.

Table 1: BWA results and corresponding model size

Task	EST	GRU	LSTM	Transformer
Adding Problem	0.460 / 1k	0.318 / 10k	0.558 / 1k	<b>0.000 / 10k</b>
Bracket Matching	<b>0.232 / 1k</b>	0.356 / 1k	0.410 / 1k	0.410 / 1M
Chaotic Forecasting	0.054 / 1k	0.025 / 1M	0.032 / 1M	<b>0.011 / 1M</b>
Continuous Pattern Completion	<b>0.074 / 1k</b>	0.088 / 1M	0.088 / 100k	0.080 / 100k
Continuous Postcasting	<b>0.005 / 1k</b>	0.122 / 1k	0.196 / 1k	0.202 / 10k
Discrete Pattern Completion	<b>0.166 / 10k</b>	0.467 / 100k	0.459 / 10k	0.450 / 1M
Discrete Postcasting	<b>0.000 / 10k</b>	<b>0.000 / 10k</b>	0.403 / 1k	0.560 / 1M
Selective Copy	<b>0.426 / 10k</b>	0.662 / 1k	0.661 / 100k	0.440 / 1M
Sequential MNIST	0.590 / 10k	0.382 / 100k	0.528 / 100k	<b>0.328 / 1M</b>
Simple Copy	<b>0.541 / 1k</b>	0.659 / 10k	0.662 / 1k	0.558 / 10k
Sinus Forecasting-1k	0.016 / 1k	0.011 / 10k	0.026 / 10k	<b>0.007 / 100k</b>
Sorting Problem	<b>0.473 / 10k</b>	0.667 / 1M	0.661 / 1k	0.503 / 1k

ESTs demonstrate exceptional performance – especially for models with 1k and 10k parameters – outperforming all competitors on 8 out of 12 tasks in the benchmark, while Transformers win on only

4 tasks, GRUs on just 1 (shared with ESTs), and LSTMs on none. Notably, ESTs excel not only on simple tasks but also on complex challenges requiring sophisticated information processing (such as Selective Copy and Sorting Problem), which traditionally favor Transformer architectures. This broad success across diverse task complexities highlights the model’s versatility and effectiveness in sequential processing. However, one can observe that the 100k or 1M parameter variants of ESTs never outperform their smaller 1k or 10k parameter counterparts (See Fig. 22). This pattern suggests potential optimization challenges when scaling up EST models to larger parameter counts. Conversely, for Transformers, there are many tasks where the best performances are obtained at 1M parameters. LSTMs and GRUs fall in-between, with optimal performances varying between 1k to 1M parameter models (see Fig. 23).

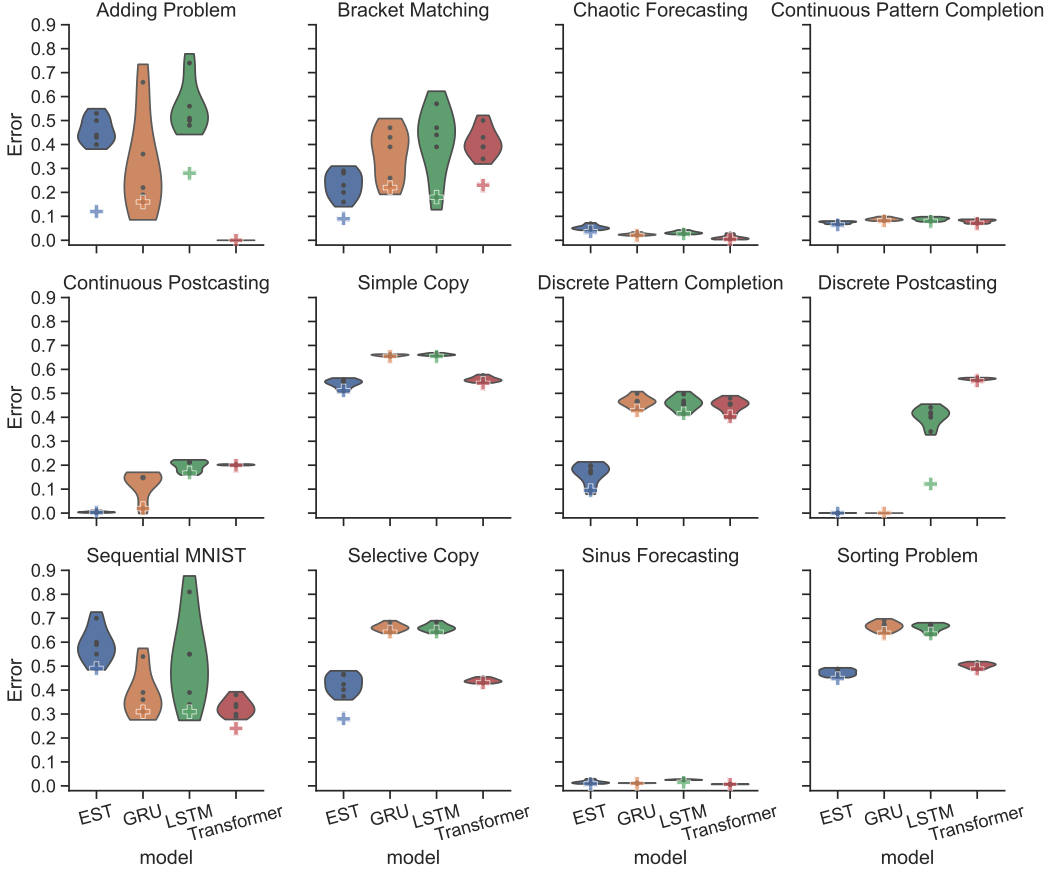


Figure 6: For each architecture and each task, the violin plots show the 5 errors for BWA hyperparameters and the cross indicates the best result obtained over all experiments (i.e. BOA).

The performance degradation in larger EST models appears to be more pronounced than in GRUs and LSTMs and contrasts sharply with Transformers, which consistently benefit from increased model size (see Fig. 22). One possible explanation relates to the relatively modest size of our evaluation tasks, which involve at most 10,000 time steps. In this context, larger models with 100k or 1M parameters might face challenges in finding optimal parameter configurations given the limited dataset size. The robustness of Transformers to increased parameterization could indicate that our current regularization strategies are better suited to Transformer architectures, or that Transformers possess inherent architectural advantages when scaling to larger sizes. This suggests that, while ESTs excel in parameter-constrained scenarios, further research into appropriate regularization techniques or architectural modifications may be necessary to fully unlock their potential at larger scales.

Furthermore, ESTs produce remarkably consistent results across different random seeds for the same configuration (See Fig. 6). While not quite matching the exceptional stability of Transformers (which often achieve identical scores across seeds), ESTs demonstrate (substantially) greater robustness than

LSTMs and GRUs, which exhibit important variance between runs on certain tasks (Adding Problem, Bracket Matching, Sequential MNIST).

Overall, ESTs exhibit a remarkable capacity to handle a wide range of sequential tasks, frequently outperforming traditional architectures on the STREAM benchmark. They excel not only on challenges where Transformers typically dominate (such as Simple Copy, Selective Copy, and Sorting Problem), but also on tasks where GRUs outperform both Transformers and LSTMs (like Continuous Postcasting and Discrete Postcasting). Remarkably, ESTs also succeed on tasks that prove difficult for all three traditional architectures (including Bracket Matching and Discrete Pattern Completion). Nevertheless, ESTs show limitations in three tasks (in Chaotic Forecasting, Sequential MNIST, and the Adding Problem). Given their sequential processing constraints similar to GRUs and LSTMs, ESTs currently represent both a promising alternative to recurrent architectures and a complementary approach to Transformers for sequence processing tasks.

## 7 Conclusion

Drawing inspiration from the brain’s efficiency in processing sequential information with limited examples, we developed computational models that address the fundamental limitations of current architectures. While Transformers excel in many tasks, their quadratic complexity with sequence length presents scalability challenges. Our work leverages brain-inspired memory mechanisms to create models that maintain performance while significantly reducing computational demands.

In this article, we presented the Echo State Transformer (EST), a new hybrid architecture aimed at overcoming the quadratic complexity of traditional Transformers by introducing a finite working memory inspired by Reservoir Computing. The EST combines the attention mechanisms of Transformers with a working memory composed of multiple units based on random recurrent neural network (called a reservoir). This working memory, whose number of units is constant, allows attention to be applied to a fixed-size set rather than growing with the size of the input sequence (aka context window). Thus, leading to constant complexity in time and space for inference. A key innovation is the use of an adaptive leak rate – impacting the time constant – for each reservoir, allowing finer control of information retention and introducing a form of competition between memory units because of the use of the softmax to compute all leak rates.

Our evaluations on the STREAM benchmark – a diverse set of sequential tasks designed to test memory – compared ESTs to GRUs, LSTMs, and standard Transformers. The results show excellent performance for ESTs at small scales (1,000 and 10,000 parameters) compared to other architectures, outperforming them on 8 tasks out of 12. Interestingly, we found that ESTs achieve optimal performance with more compact parameter configurations, demonstrating their efficiency when working with limited training data. This characteristic is particularly valuable for applications involving cognitive tasks or specialized domains where extensive training data may not be available - mirroring the brain’s ability to learn effectively from fewer examples. For larger parameter sizes (100,000 and 1 million parameters), further optimization of regularization strategies could potentially enhance performance, especially as dataset size increases.

Given its current performance the EST currently positions itself as a promising alternative to GRUs and LSTMs, at least in the context of small data (e.g. cognitive tasks such as STREAM benchmark or health data). Its ability to perform well on many tasks makes it complementary to Transformers on sequential tasks. In further work, it would be particularly interesting to explore methods to eliminate the non-linearity ( $\tanh$ ) in the dynamics of the reservoirs. Indeed, each reservoir needs to apply a non-linear transformation to the weighted sum of the previous state and the "candidate" state. Thus, the value of the state at time  $t$  cannot be a simple sum of all previous states but is the result of  $t$  successive non-linear transformations. Successfully getting rid of this constraint could potentially allow training to be parallelized over all time steps, like Transformers, and thus significantly improve training efficiency by eliminating backpropagation through time. Although this research path presents challenges, it could unlock the full potential of ESTs and their ability to scale to larger tasks.

## Acknowledgement

This work was conducted as part of the brainGPT project. We thank the Plafim and Jean Zay computing platforms, and Paul Bernard (Mnemosyne team, Inria Bordeaux) for his technical support.

## References

- [1] Ashish Vaswani, Noam Shazeer, Niki Parmar, Jakob Uszkoreit, Llion Jones, Aidan N Gomez, Łukasz Kaiser, and Illia Polosukhin. Attention is all you need. *Advances in neural information processing systems*, 30, 2017.
- [2] Ali Modarressi, Hanieh Deilamsalehy, Franck Dernoncourt, Trung Bui, Ryan A Rossi, Seunghyun Yoon, and Hinrich Schütze. Nolina: Long-context evaluation beyond literal matching. *arXiv preprint arXiv:2502.05167*, 2025.
- [3] Mantas Lukoševičius and Herbert Jaeger. Reservoir computing approaches to recurrent neural network training. *Computer science review*, 3(3):127–149, 2009.
- [4] Min Yan, Can Huang, Peter Bienstman, Peter Tino, Wei Lin, and Jie Sun. Emerging opportunities and challenges for the future of reservoir computing. *Nature Communications*, 15(1):2056, 2024.
- [5] Krzysztof Choromanski, Valerii Likhoshesterov, David Dohan, Xingyou Song, Andreea Gane, Tamas Sarlos, Peter Hawkins, Jared Davis, Afroz Mohiuddin, Łukasz Kaiser, et al. Rethinking attention with performers. *arXiv preprint arXiv:2009.14794*, 2020.
- [6] Shuangfei Zhai, Walter Talbott, Nitish Srivastava, Chen Huang, Hanlin Goh, Ruixiang Zhang, and Josh Susskind. An attention free transformer. *arXiv preprint arXiv:2105.14103*, 2021.
- [7] Nikita Kitaev, Łukasz Kaiser, and Anselm Levskaya. Reformer: The efficient transformer. *arXiv preprint arXiv:2001.04451*, 2020.
- [8] Bo Peng, Eric Alcaide, Quentin Anthony, Alon Albalak, Samuel Arcadinho, Stella Biderman, Huanqi Cao, Xin Cheng, Michael Chung, Matteo Grella, et al. Rwkv: Reinventing rnns for the transformer era. *arXiv preprint arXiv:2305.13048*, 2023.
- [9] Yutao Sun, Li Dong, Shaohan Huang, Shuming Ma, Yuqing Xia, Jilong Xue, Jianyong Wang, and Furu Wei. Retentive network: A successor to transformer for large language models. *arXiv preprint arXiv:2307.08621*, 2023.
- [10] Albert Gu and Tri Dao. Mamba: Linear-time sequence modeling with selective state spaces. *arXiv preprint arXiv:2312.00752*, 2023.
- [11] Dongseong Hwang, Weiran Wang, Zhuoyuan Huo, Khe Chai Sim, and Pedro Moreno Mengibar. Transformerfam: Feedback attention is working memory. *arXiv preprint arXiv:2404.09173*, 2024.
- [12] Jikun Kang, Wenqi Wu, Filippos Christianos, Alex J Chan, Fraser Greenlee, George Thomas, Marvin Purtorab, and Andy Toulis. Lm2: Large memory models. *arXiv preprint arXiv:2502.06049*, 2025.
- [13] Sepp Hochreiter and Jürgen Schmidhuber. Long short-term memory. *Neural computation*, 9(8):1735–1780, 1997.
- [14] Mor Geva, Roei Schuster, Jonathan Berant, and Omer Levy. Transformer feed-forward layers are key-value memories. *arXiv preprint arXiv:2012.14913*, 2020.
- [15] Samuel J Gershman, Ila Fiete, and Kazuki Irie. Key-value memory in the brain. *arXiv preprint arXiv:2501.02950*, 2025.
- [16] Herbert Jaeger. The “echo state” approach to analysing and training recurrent neural networks—with an erratum note. *Bonn, Germany: German national research center for information technology GMD technical report*, 148(34):13, 2001.
- [17] Herbert Jaeger and Harald Haas. Harnessing nonlinearity: Predicting chaotic systems and saving energy in wireless communication. *science*, 304(5667):78–80, 2004.
- [18] Izzet B Yildiz, Herbert Jaeger, and Stefan J Kiebel. Re-visiting the echo state property. *Neural networks*, 35:1–9, 2012.
- [19] Herbert Jaeger, Mantas Lukoševičius, Dan Popovici, and Udo Siewert. Optimization and applications of echo state networks with leaky-integrator neurons. *Neural networks*, 20(3):335–352, 2007.
- [20] Andrea Ceni and Claudio Gallicchio. Edge of stability echo state network. *IEEE Transactions on Neural Networks and Learning Systems*, 2024.

- [21] Paul J Werbos. Backpropagation through time: what it does and how to do it. *Proceedings of the IEEE*, 78(10):1550–1560, 1990.
- [22] Kohei Nakajima and Ingo Fischer. *Reservoir computing*. Springer, 2021.
- [23] Herbert Jaeger. Short term memory in echo state networks. 2001.
- [24] Herbert Jaeger. Echo state network. *scholarpedia*, 2(9):2330, 2007.

## A Reservoir Computing

**Reservoir Computing (RC)** [22] is a computing paradigm inspired by recurrent neural networks (RNN) that considerably simplifies the learning process. The main idea is to use a large recurrent neural network, called a "*reservoir*", whose internal connections are fixed and random. Only the connections between the reservoir and the output layer are trained.

### A.1 Why Reservoir Computing?

Reservoir Computing, and specifically Echo State Networks (ESNs), offers several compelling advantages that address the limitations of standard sequential models. ESNs excel at encoding and retaining information over extended temporal sequences through their unique internal dynamics, where recurrent connections within the reservoir maintain a persistent trace of input history [23]. This temporal memory capacity scales remarkably well with reservoir size — certain configurations can preserve temporal information proportional to the number of reservoir neurons [20]. The computational efficiency of ESNs represents another significant advantage. By limiting training to only the output layer while keeping reservoir connections fixed, ESNs dramatically reduce both computational requirements and the volume of training data needed compared to fully-learned recurrent neural networks [3]. This reduced training complexity makes ESNs particularly valuable in resource-constrained environments.

Furthermore, the random matrices at the core of reservoir computing create rich, non-linear dynamic systems that effectively project inputs into high-dimensional spaces where complex patterns become more linearly separable. Our Echo State Transformers model leverages these strengths by implementing a distributed *Working Memory* composed of multiple reservoir modules, combining the efficient temporal processing capabilities of Reservoir Computing with the attention mechanisms that have made Transformers so effective.

#### A.1.1 Spectral Radius: Guarantor of the Echo State Property

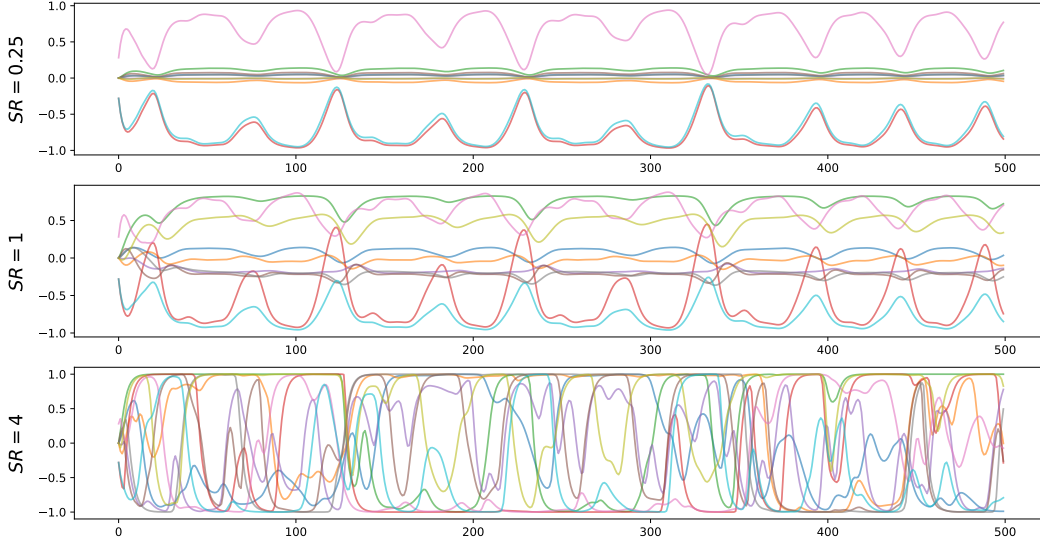


Figure 7: Effect of Spectral Radius on reservoir activity.

The spectral radius, defined as the largest absolute eigenvalue of the reservoir matrix, is critical for maintaining the Echo State Property [16] [18]. When below 1, this property ensures initial conditions' influence gradually fades. The spectral radius creates a fundamental trade-off (see Fig. 7): values approaching 1 maximize memory capacity for longer-term dependencies, while lower values enhance stability at the cost of memory. Exceeding 1 progressively leads to saturation of the reservoir state and pushes the network into chaotic regimes where minimal input differences produce dramatically different outputs — the "butterfly effect" — rendering the system unreliable for sequential processing.

Optimal performance typically occurs at the "edge of chaos" (spectral radius just below 1) where computational capacity is maximized without sacrificing stability.

### A.1.2 Leak Rate: Control of Temporal Dynamics

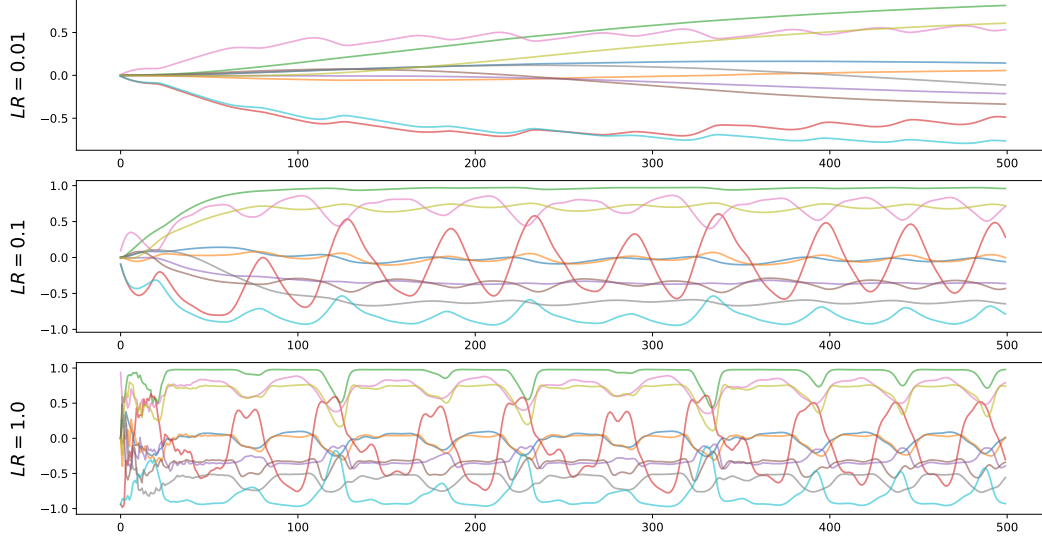


Figure 8: Effect of Leak Rate on reservoir activity.

The leak rate  $\alpha \in (0, 1]$  allows control of the speed at which the reservoir state forgets past information [19], acting as a low-pass filter on the temporal evolution of states (see Fig. 8). A low value of  $\alpha$  (close to 0) slows down the network dynamics, allowing it to process slowly evolving signals or capture longer-term dependencies: the previous state is almost entirely preserved. Conversely, a high value of  $\alpha$  (close to 1) accelerates the dynamics, making the network more responsive to rapid changes in the input signal: the previous state is almost entirely replaced by the new state.

## A.2 Echo State Network (ESN)

The most popular model of Reservoir Computing is the Echo State Network (ESN) [24] (see Fig. 3). An ESN consists of three distinct parts:

- **Input Layer:** A random, fixed and sparse matrix that projects input data into the reservoir.
- **Reservoir:** A random, fixed and sparse matrix that interconnects neurons recurrently.
- **Output Layer:** A learned matrix that combines the states of the reservoir to produce the desired output. The weights of this matrix are the only part of the network that is trained.

## B Detailed schema of the architecture Echo State Transformer

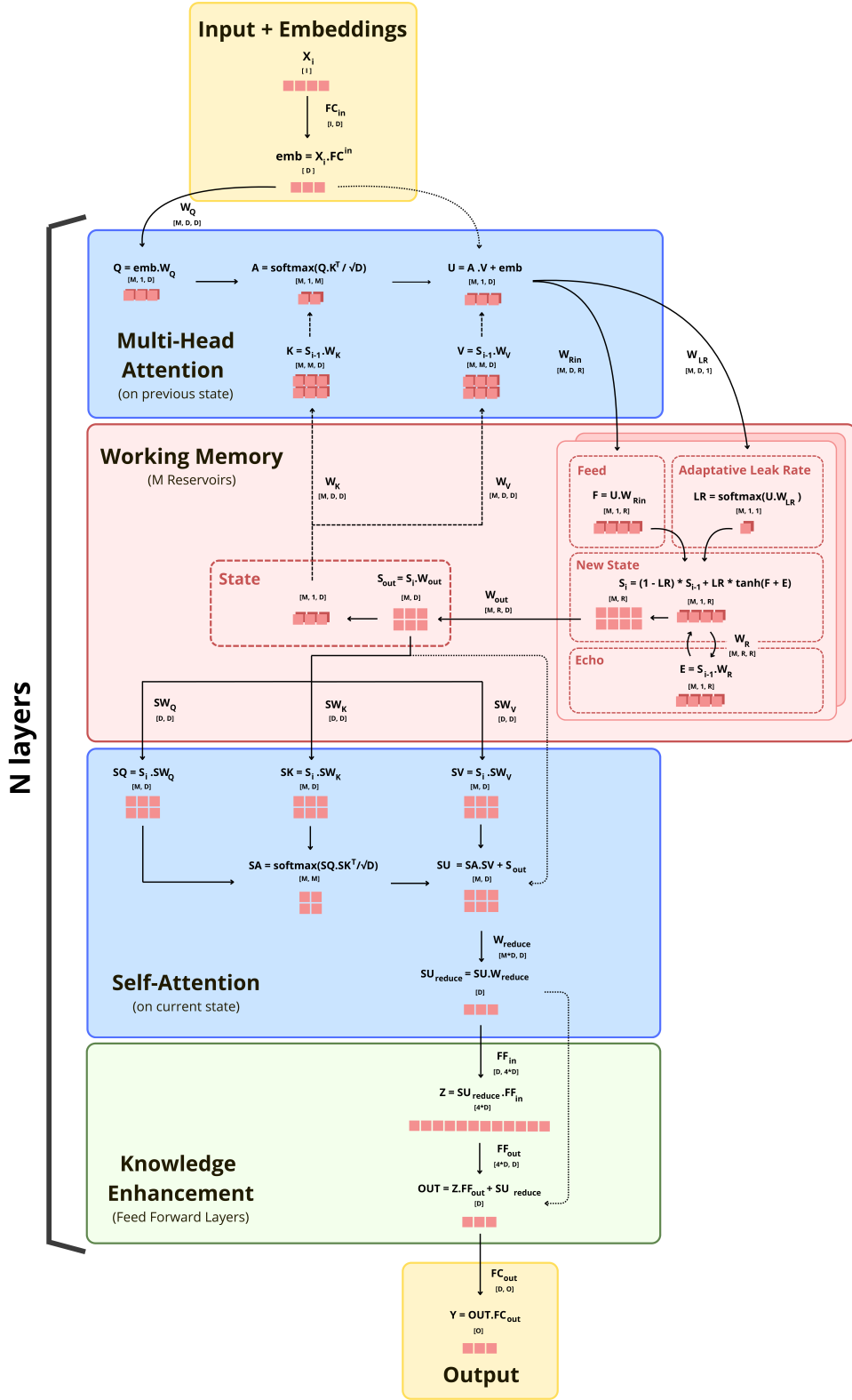


Figure 9: Detailed architecture of Echo State Transformer

## C STREAM Benchmark

In this section, we will present each of the tasks we implemented for the Benchmark. Those tasks have been sorted into 4 categories: Simple Memory, Signal Processing, Long-Term Dependencies and Information Manipulation.

### C.1 Simple Memory

#### C.1.1 Discrete Postcasting

This task tests the model’s ability to maintain and reproduce discrete information after a specific delay. The input consists of one-hot encoded symbols from a finite set ( $n\_symbols$ ). After receiving a symbol, the model must reproduce it exactly after a fixed delay of  $d$  timesteps. This evaluates the model’s capacity to maintain precise symbolic information in its memory without degradation, even in the presence of ongoing input processing.

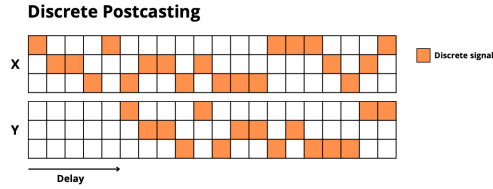


Figure 10: Discrete Postcasting

#### C.1.2 Continuous Postcasting

Similar to discrete postcasting, but with continuous values instead of discrete symbols. The model receives real-valued inputs in the range  $[-0.8, 0.8]$  and must reproduce each value after a fixed delay. This tests the model’s ability to maintain precise numerical information in memory, which is more challenging than discrete values as it requires preserving exact quantities rather than just categories.

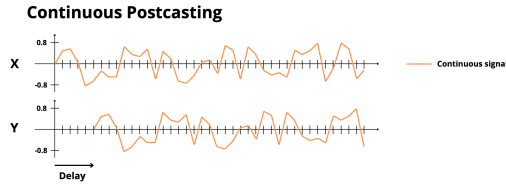


Figure 11: Continuous Postcasting

### C.2 Signal Processing

#### C.2.1 Sinus Forecasting

This task evaluates the model’s ability to predict future values of a frequency-modulated sinusoidal signal. The input signal combines a carrier wave (frequency = 10Hz) modulated by a slower sinusoidal wave (frequency = 0.5Hz). The model must predict the signal’s value in  $N$  timesteps, requiring it to understand both the fast oscillations of the carrier wave and the slower modulation pattern. This tests the model’s capability to process hierarchical temporal patterns at different timescales.

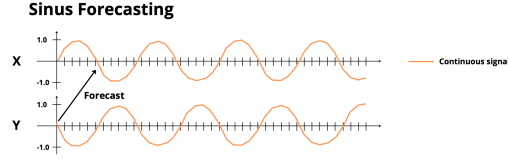


Figure 12: Sinus Forecasting

### C.2.2 Chaotic Forecasting

This task uses the Lorenz system, a classic example of deterministic chaos, to test the model's ability to predict complex dynamical systems. The input consists of three normalized dimensions ( $x$ ,  $y$ ,  $z$ ) from the Lorenz attractor, and the model must predict the system's state in  $N$  timesteps. This tests the model's capacity to learn and predict non-linear dynamics, where small prediction errors can lead to significantly different trajectories over time.

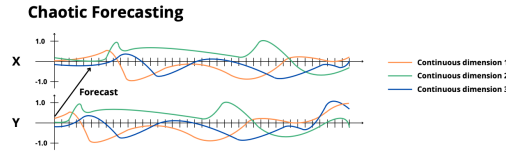


Figure 13: Chaotic Forecasting

## C.3 Long-Term Dependencies

### C.3.1 Discrete Pattern Completion

The model must identify and complete repetitive patterns in a sequence of discrete symbols. The sequence consists of a base pattern of length  $N$  that repeats throughout the sequence. Some symbols are masked, and the model must predict these masked values based on the pattern it has learned. A marker indicates when predictions are required. This tests the model's ability to discover and utilize regular patterns in sequences, even when they are partially obscured.

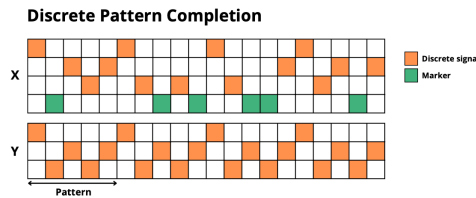


Figure 14: Discrete Pattern Completion

### C.3.2 Continuous Pattern Completion

Similar to discrete pattern completion but with continuous values. The model must identify and complete repetitive patterns in a sequence of real values. Masked values are indicated by -1, and the model must predict these values based on the learned pattern. This tests pattern recognition capabilities with continuous data, which is more challenging as it requires precise numerical predictions rather than classification.

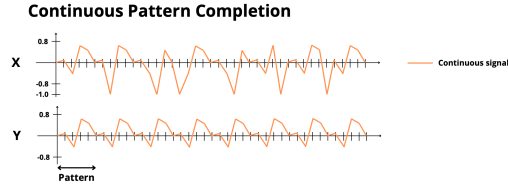


Figure 15: Continuous Pattern Completion

### C.3.3 Simple Copy

The model must memorize a whole sequence of discrete symbols, maintain this information during a delay period, and then reproduce the entire sequence when triggered. The task tests pure memorization capacity, as the model must store the complete sequence without any compression or pattern recognition. The trigger signal tests the model's ability to maintain information in memory until it's needed.

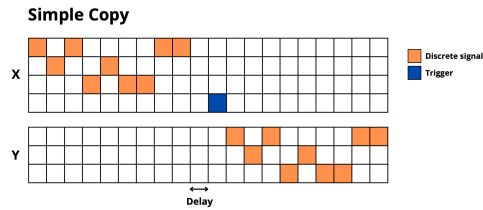


Figure 16: Simple Copy

### C.3.4 Selective Copy

A variation of the copy task where only specific marked elements need to be memorized and reproduced. The model receives a sequence where certain elements are marked for memorization. After a delay, when triggered, it must reproduce only the marked elements in their original order. This tests the model's ability to selectively attend to and store specific information while ignoring irrelevant inputs.

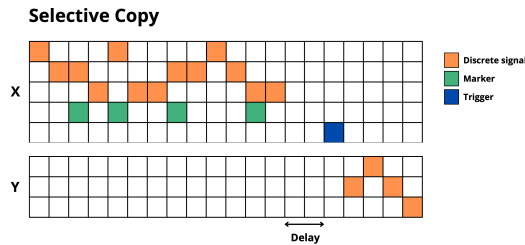


Figure 17: Selective Copy

## C.4 Information Manipulation

### C.4.1 Adding Problem

The model must process a sequence of random numbers, with certain positions marked. When triggered, it must sum the numbers at the marked positions. This tests the model's ability to not just store information but also perform arithmetic operations on stored values. It combines selective attention (identifying marked positions), memory (storing the values), and computation (adding the values).

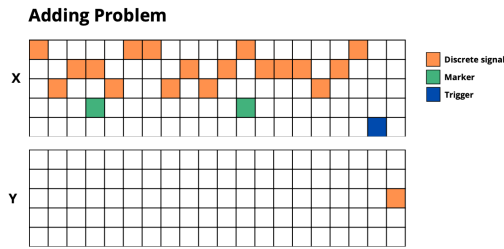


Figure 18: Adding Problem

### C.4.2 Sorting Problem

Each input combines a symbol with a position indicator. The model must memorize these symbol-position pairs and, when triggered, output the symbols in the correct order according to their associated positions. This tests the model's ability to maintain associations between different types of information (symbols and positions) and perform complex reordering operations on stored information.

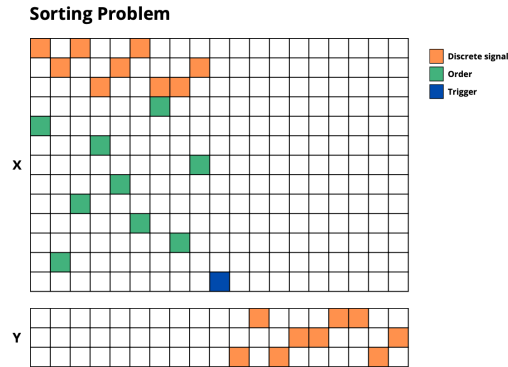


Figure 19: Sorting Problem

### C.4.3 Sequential MNIST

A sequential version of the MNIST digit classification task created by Yann Lecun. The model receives normalized pixel values column by column, must build and maintain an internal representation of the complete image, and then classify the digit when triggered. This tests the model's ability to

construct and maintain complex spatial representations from sequential input and use this information for classification.

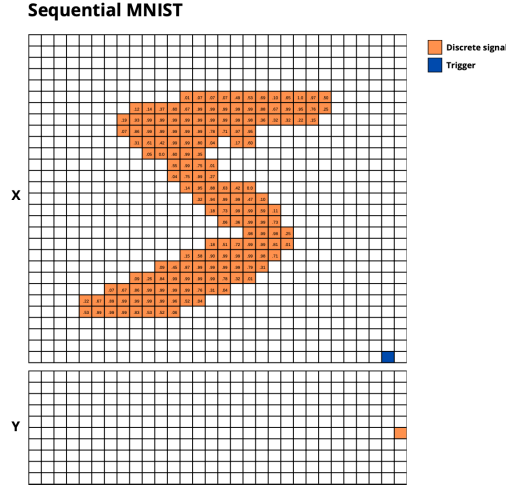


Figure 20: Sequential MNIST

#### C.4.4 Bracket Matching

The model must validate sequences of nested parentheses. Each sequence can have multiple levels of nesting (up to `max_depth`), and the model must determine whether the sequence is valid (i.e., all brackets are properly closed in the correct order). This tests the model’s ability to maintain hierarchical context information and track nested dependencies, which is crucial for tasks like parsing formal languages or understanding hierarchical structures in natural language.

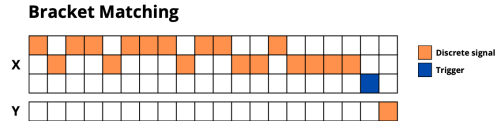


Figure 21: Bracket Matching

#### C.5 Tasks configurations

The STREAM benchmark offers adjustable difficulty levels for each of its tasks through customizable data generation functions. Each task implements its own specialized function with multiple configurable parameters, including symbol count, sequence length, delay intervals, and other task-specific variables. This flexibility extends to sample generation, allowing researchers to specify distinct quantities for training, validation, and test sets to suit their experimental requirements. For our evaluation, we employed the following parameter configurations to generate our task datasets:

**Adding Problem** : `n_train=100`, `n_valid=20`, `n_test=100`, `sequence_length=10`, `max_number=3`, `batch_size=10`, `epochs=250`, `patience=30`

**Bracket Matching** : `n_train=100`, `n_valid=20`, `n_test=100`, `sequence_length=50`, `max_depth=5`, `batch_size=10`, `epochs=250`, `patience=30`

**Chaotic Forecasting** : `sequence_length=200`, `forecast_length=5`, `training_ratio=0.45`, `validation_ratio=0.1`, `testing_ratio=0.45`, `batch_size=1`, `epochs=250`, `patience=30`

**Continuous Pattern Completion** : `n_train=100`, `n_valid=20`, `n_test=100`, `sequence_length=60`, `base_length=4`, `mask_ratio=0.2`, `batch_size=10`, `epochs=250`, `patience=30`

**Continuous Postcasting** : n\_train=100, n\_valid=20, n\_test=100, sequence\_length=50, delay=5, batch\_size=10, epochs=250, patience=30

**Discrete Pattern Completion** : n\_train=100, n\_valid=20, n\_test=100, sequence\_length=60, n\_symbols=3, base\_length=4, mask\_ratio=0.2, batch\_size=10, epochs=250, patience=30

**Discrete Postcasting** : n\_train=100, n\_valid=20, n\_test=100, sequence\_length=50, delay=5, n\_symbols=3, batch\_size=10, epochs=250, patience=30

**Selective Copy** : n\_train=100, n\_valid=20, n\_test=100, sequence\_length=40, delay=5, n\_markers=5, n\_symbols=3, batch\_size=10, epochs=250, patience=30

**Sequential MNIST** : n\_train=100, n\_valid=20, n\_test=100, batch\_size=10, epochs=250, patience=30

**Simple Copy** : n\_train=100, n\_valid=20, n\_test=100, sequence\_length=22, delay=5, n\_symbols=3, batch\_size=10, epochs=250, patience=30

**Sinus Forecasting** : sequence\_length=200, forecast\_length=5, training\_ratio=0.45, validation\_ratio=0.1, testing\_ratio=0.45, batch\_size=1, epochs=250, patience=30

**Sorting Problem** : n\_train=100, n\_valid=20, n\_test=100, sequence\_length=10, n\_symbols=3, batch\_size=10, epochs=250, patience=30

## D Model configurations

### D.1 EST (Echo State Transformer)

#### Models with 1k parameters:

**est-1-1k**: memory\_units=2, memory\_dim=13, attention\_dim=6, num\_layers=1

**est-2-1k**: memory\_units=10, memory\_dim=15, attention\_dim=3, num\_layers=1

**est-3-1k**: memory\_units=5, memory\_dim=5, attention\_dim=5, num\_layers=1

**est-4-1k**: memory\_units=4, memory\_dim=29, attention\_dim=4, num\_layers=1

#### Models with 10k parameters:

**est-1-10k**: memory\_units=6, memory\_dim=48, attention\_dim=13, num\_layers=1

**est-2-10k**: memory\_units=14, memory\_dim=49, attention\_dim=8, num\_layers=1

**est-3-10k**: memory\_units=10, memory\_dim=46, attention\_dim=10, num\_layers=1

**est-4-10k**: memory\_units=8, memory\_dim=110, attention\_dim=8, num\_layers=1

#### Models with 100k parameters:

**est-1-100k**: memory\_units=12, memory\_dim=101, attention\_dim=32, num\_layers=1

**est-2-100k**: memory\_units=34, memory\_dim=100, attention\_dim=17, num\_layers=1

**est-3-100k**: memory\_units=23, memory\_dim=85, attention\_dim=23, num\_layers=1

**est-4-100k**: memory\_units=16, memory\_dim=314, attention\_dim=16, num\_layers=1

#### Models with 1M parameters:

**est-1-1M**: memory\_units=30, memory\_dim=241, attention\_dim=64, num\_layers=1

**est-2-1M**: memory\_units=64, memory\_dim=252, attention\_dim=38, num\_layers=1

**est-3-1M**: memory\_units=47, memory\_dim=253, attention\_dim=47, num\_layers=1

**est-4-1M**: memory\_units=38, memory\_dim=529, attention\_dim=38, num\_layers=1

### D.2 GRU

**gru-1k**: hidden\_size=12, num\_layers=1

**gru-10k**: hidden\_size=51, num\_layers=1

**gru-100k**: hidden\_size=175, num\_layers=1

**gru-1M**: hidden\_size=570, num\_layers=1

### D.3 LSTM

**lstm-1k:** hidden\_size=10, num\_layers=1  
**lstm-10k:** hidden\_size=43, num\_layers=1  
**lstm-100k:** hidden\_size=151, num\_layers=1  
**lstm-1M:** hidden\_size=493, num\_layers=1

### D.4 Transformer

#### Models with 1k parameters:

**transformer-1-1k:** d\_model=8, nhead=2, num\_layers=1, dim\_feedforward=29  
**transformer-2-1k:** d\_model=8, nhead=4, num\_layers=1, dim\_feedforward=29  
**transformer-3-1k:** d\_model=10, nhead=2, num\_layers=1, dim\_feedforward=10  
**transformer-4-1k:** d\_model=10, nhead=5, num\_layers=1, dim\_feedforward=10

#### Models with 10k parameters:

**transformer-1-10k:** d\_model=28, nhead=4, num\_layers=1, dim\_feedforward=112  
**transformer-2-10k:** d\_model=28, nhead=7, num\_layers=1, dim\_feedforward=112  
**transformer-3-10k:** d\_model=38, nhead=2, num\_layers=1, dim\_feedforward=38  
**transformer-4-10k:** d\_model=38, nhead=19, num\_layers=1, dim\_feedforward=38

#### Models with 100k parameters:

**transformer-1-100k:** d\_model=90, nhead=5, num\_layers=1, dim\_feedforward=360  
**transformer-2-100k:** d\_model=90, nhead=18, num\_layers=1, dim\_feedforward=360  
**transformer-3-100k:** d\_model=128, nhead=8, num\_layers=1, dim\_feedforward=128  
**transformer-4-100k:** d\_model=128, nhead=16, num\_layers=1, dim\_feedforward=128

#### Models with 1M parameters:

**transformer-1-1M:** d\_model=290, nhead=29, num\_layers=1, dim\_feedforward=1130  
**transformer-2-1M:** d\_model=290, nhead=58, num\_layers=1, dim\_feedforward=1130  
**transformer-3-1M:** d\_model=405, nhead=9, num\_layers=1, dim\_feedforward=405  
**transformer-4-1M:** d\_model=405, nhead=45, num\_layers=1, dim\_feedforward=405

## E Detailed Results

### E.1 Results Plots

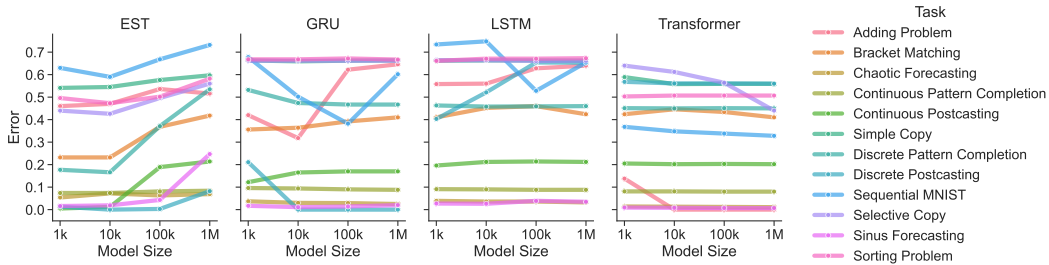


Figure 22: Evolution of the BWA in function of size. As we can see, with more parameters, results gets better with Transformers and worse with ESTs. GRUs and LSTMs are in-between.

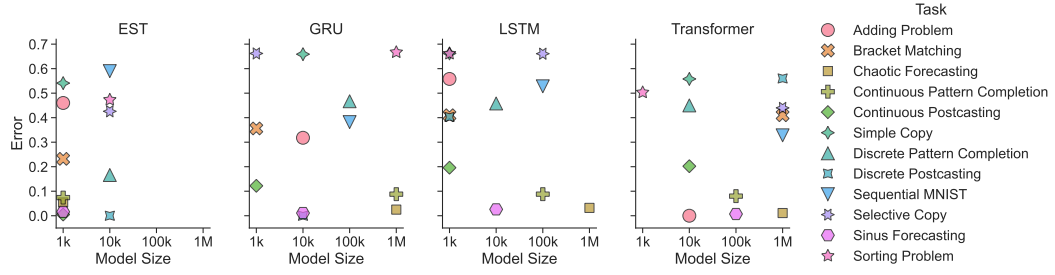


Figure 23: Size of the best BWA for each model

## E.2 Results Tables

Table 2 reports the results averaged over 5 seeds for the best-performing configuration of each architecture, for each task and model size. In contrast, Table 3 shows the best result obtained for each task and size, regardless of the configuration or seed.

Table 2: Lowest averaged error over 5 seeds for one configuration on STREAM tasks

Task - Model Size	EST	GRU	LSTM	Transformer
Adding Problem-1k	0.460	0.420	0.558	<b>0.138</b>
Adding Problem-10k	0.470	0.318	0.560	<b>0.000</b>
Adding Problem-100k	0.536	0.622	0.628	<b>0.000</b>
Adding Problem-1M	0.516	0.646	0.640	<b>0.000</b>
Bracket Matching-1k	<b>0.232</b>	0.356	0.410	0.424
Bracket Matching-10k	<b>0.232</b>	0.364	0.452	0.446
Bracket Matching-100k	<b>0.368</b>	0.392	0.460	0.434
Bracket Matching-1M	0.418	<b>0.410</b>	0.424	<b>0.410</b>
Chaotic Forecasting-1k	0.054	0.037	0.039	<b>0.014</b>
Chaotic Forecasting-10k	0.072	0.030	0.036	<b>0.013</b>
Chaotic Forecasting-100k	0.063	0.029	0.036	<b>0.012</b>
Chaotic Forecasting-1M	0.069	0.025	0.032	<b>0.011</b>
Continuous Pattern Completion-1k	<b>0.074</b>	0.096	0.091	0.081
Continuous Pattern Completion-10k	<b>0.074</b>	0.094	0.090	0.081
Continuous Pattern Completion-100k	0.081	0.090	0.088	<b>0.080</b>
Continuous Pattern Completion-1M	0.084	0.088	0.088	<b>0.080</b>
Continuous Postcasting-1k	<b>0.005</b>	0.122	0.196	0.205
Continuous Postcasting-10k	<b>0.012</b>	0.165	0.212	0.202
Continuous Postcasting-100k	0.189	<b>0.170</b>	0.214	0.203
Continuous Postcasting-1M	0.214	<b>0.170</b>	0.212	0.202
Discrete Pattern Completion-1k	<b>0.177</b>	0.532	0.463	0.451
Discrete Pattern Completion-10k	<b>0.166</b>	0.474	0.459	0.451
Discrete Pattern Completion-100k	<b>0.371</b>	0.467	0.459	0.451
Discrete Pattern Completion-1M	0.535	0.467	0.460	<b>0.450</b>
Discrete Postcasting-1k	<b>0.013</b>	0.211	0.403	0.568
Discrete Postcasting-10k	0.000	<b>0.000</b>	0.521	0.561
Discrete Postcasting-100k	0.003	<b>0.000</b>	0.654	0.561
Discrete Postcasting-1M	0.082	<b>0.000</b>	0.653	0.560
Selective Copy-1k	<b>0.440</b>	0.662	0.664	0.640
Selective Copy-10k	<b>0.426</b>	0.662	0.664	0.612
Selective Copy-100k	<b>0.496</b>	0.662	0.661	0.564
Selective Copy-1M	0.560	0.662	0.662	<b>0.440</b>
Sequential MNIST-1k	0.630	0.678	0.734	<b>0.368</b>
Sequential MNIST-10k	0.590	0.502	0.748	<b>0.348</b>
Sequential MNIST-100k	0.668	0.382	0.528	<b>0.338</b>
Sequential MNIST-1M	0.732	0.602	0.654	<b>0.328</b>
Simple Copy-1k	<b>0.541</b>	0.663	0.662	0.589
Simple Copy-10k	<b>0.545</b>	0.659	0.663	0.558
Simple Copy-100k	0.576	0.662	0.663	<b>0.559</b>
Simple Copy-1M	0.597	0.663	0.662	<b>0.559</b>
Sinus Forecasting-1k	0.016	0.017	0.027	<b>0.009</b>
Sinus Forecasting-10k	0.019	0.011	0.026	<b>0.008</b>
Sinus Forecasting-100k	0.043	0.014	0.039	<b>0.007</b>
Sinus Forecasting-1M	0.247	0.020	0.035	<b>0.007</b>
Sorting Problem-1k	<b>0.496</b>	0.668	0.661	0.503
Sorting Problem-10k	<b>0.473</b>	0.668	0.671	0.507
Sorting Problem-100k	<b>0.502</b>	0.672	0.671	0.507
Sorting Problem-1M	0.582	0.667	0.673	<b>0.507</b>

Table 3: Lowest error (1 seed only) on STREAM tasks

Task - Model Size	EST	GRU	LSTM	Transformer
Adding Problem-1k	0.120	0.170	0.480	<b>0.000</b>
Adding Problem-10k	0.330	0.160	0.280	<b>0.000</b>
Adding Problem-100k	0.360	0.320	0.300	<b>0.000</b>
Adding Problem-1M	0.440	0.440	0.420	<b>0.000</b>
Bracket Matching-1k	<b>0.090</b>	0.220	0.180	0.230
Bracket Matching-10k	<b>0.090</b>	0.230	0.280	0.270
Bracket Matching-100k	<b>0.230</b>	0.290	0.370	0.380
Bracket Matching-1M	0.320	0.340	0.360	<b>0.290</b>
Chaotic Forecasting-1k	0.036	0.027	0.030	<b>0.010</b>
Chaotic Forecasting-10k	0.042	0.028	0.033	<b>0.006</b>
Chaotic Forecasting-100k	0.045	0.026	0.031	<b>0.007</b>
Chaotic Forecasting-1M	0.048	0.020	0.026	<b>0.003</b>
Continuous Pattern Completion-1k	<b>0.064</b>	0.082	0.079	0.073
Continuous Pattern Completion-10k	<b>0.066</b>	0.082	0.079	0.072
Continuous Pattern Completion-100k	<b>0.067</b>	0.081	0.080	0.072
Continuous Pattern Completion-1M	0.075	0.081	0.079	<b>0.071</b>
Continuous Postcasting-1k	<b>0.002</b>	0.019	0.167	0.200
Continuous Postcasting-10k	<b>0.007</b>	0.155	0.211	0.200
Continuous Postcasting-100k	0.173	<b>0.163</b>	0.211	0.199
Continuous Postcasting-1M	0.207	<b>0.165</b>	0.211	0.199
Discrete Pattern Completion-1k	<b>0.119</b>	0.431	0.424	0.408
Discrete Pattern Completion-10k	<b>0.094</b>	0.428	0.418	0.402
Discrete Pattern Completion-100k	<b>0.107</b>	0.430	0.421	0.410
Discrete Pattern Completion-1M	0.458	0.427	0.415	<b>0.402</b>
Discrete Postcasting-1k	<b>0.000</b>	0.005	0.340	0.556
Discrete Postcasting-10k	<b>0.000</b>	<b>0.000</b>	0.122	0.552
Discrete Postcasting-100k	<b>0.000</b>	<b>0.000</b>	0.638	0.552
Discrete Postcasting-1M	0.001	<b>0.000</b>	0.640	0.554
Selective Copy-1k	<b>0.280</b>	0.642	0.644	0.564
Selective Copy-10k	<b>0.346</b>	0.642	0.642	0.566
Selective Copy-100k	<b>0.438</b>	0.642	0.642	<b>0.438</b>
Selective Copy-1M	<b>0.430</b>	0.642	0.642	<b>0.430</b>
Sequential MNIST-1k	0.530	0.560	0.450	<b>0.240</b>
Sequential MNIST-10k	0.490	0.380	0.310	<b>0.270</b>
Sequential MNIST-100k	0.520	0.310	0.340	<b>0.260</b>
Sequential MNIST-1M	0.620	0.330	0.400	<b>0.270</b>
Simple Copy-1k	<b>0.510</b>	0.654	0.657	0.549
Simple Copy-10k	<b>0.511</b>	0.654	0.654	0.546
Simple Copy-100k	0.549	0.657	0.657	<b>0.542</b>
Simple Copy-1M	0.579	0.657	0.654	<b>0.546</b>
Sinus Forecasting-1k	0.008	0.013	0.022	<b>0.008</b>
Sinus Forecasting-10k	0.011	0.011	0.021	<b>0.007</b>
Sinus Forecasting-100k	0.027	0.013	0.021	<b>0.007</b>
Sinus Forecasting-1M	0.032	0.011	0.015	<b>0.007</b>
Sorting Problem-1k	<b>0.469</b>	0.637	0.634	0.488
Sorting Problem-10k	<b>0.448</b>	0.651	0.657	0.489
Sorting Problem-100k	<b>0.474</b>	0.651	0.657	0.491
Sorting Problem-1M	0.549	0.643	0.657	<b>0.491</b>

## NeurIPS Paper Checklist

### 1. Claims

Question: Do the main claims made in the abstract and introduction accurately reflect the paper's contributions and scope?

Answer: [\[Yes\]](#)

Justification: The claims are about architecture and results. Architecture of the model is described in section Model Architecture and all results can be found in the Results discussion section. Also, more results and architecture schemas are available in Appendix.

Guidelines:

- The answer NA means that the abstract and introduction do not include the claims made in the paper.
- The abstract and/or introduction should clearly state the claims made, including the contributions made in the paper and important assumptions and limitations. A No or NA answer to this question will not be perceived well by the reviewers.
- The claims made should match theoretical and experimental results, and reflect how much the results can be expected to generalize to other settings.
- It is fine to include aspirational goals as motivation as long as it is clear that these goals are not attained by the paper.

### 2. Limitations

Question: Does the paper discuss the limitations of the work performed by the authors?

Answer: [\[Yes\]](#)

Justification: Those limitations of the model (training method) and of our experiment (only small sequences) are discussed in the following sections : Model Architecture, Results, Conclusion.

Guidelines:

- The answer NA means that the paper has no limitation while the answer No means that the paper has limitations, but those are not discussed in the paper.
- The authors are encouraged to create a separate "Limitations" section in their paper.
- The paper should point out any strong assumptions and how robust the results are to violations of these assumptions (e.g., independence assumptions, noiseless settings, model well-specification, asymptotic approximations only holding locally). The authors should reflect on how these assumptions might be violated in practice and what the implications would be.
- The authors should reflect on the scope of the claims made, e.g., if the approach was only tested on a few datasets or with a few runs. In general, empirical results often depend on implicit assumptions, which should be articulated.
- The authors should reflect on the factors that influence the performance of the approach. For example, a facial recognition algorithm may perform poorly when image resolution is low or images are taken in low lighting. Or a speech-to-text system might not be used reliably to provide closed captions for online lectures because it fails to handle technical jargon.
- The authors should discuss the computational efficiency of the proposed algorithms and how they scale with dataset size.
- If applicable, the authors should discuss possible limitations of their approach to address problems of privacy and fairness.
- While the authors might fear that complete honesty about limitations might be used by reviewers as grounds for rejection, a worse outcome might be that reviewers discover limitations that aren't acknowledged in the paper. The authors should use their best judgment and recognize that individual actions in favor of transparency play an important role in developing norms that preserve the integrity of the community. Reviewers will be specifically instructed to not penalize honesty concerning limitations.

### 3. Theory assumptions and proofs

Question: For each theoretical result, does the paper provide the full set of assumptions and a complete (and correct) proof?

Answer: [\[Yes\]](#)

Justification: We explained clearly why our model is constant in complexity (section Model Architecture).

Guidelines:

- The answer NA means that the paper does not include theoretical results.
- All the theorems, formulas, and proofs in the paper should be numbered and cross-referenced.
- All assumptions should be clearly stated or referenced in the statement of any theorems.
- The proofs can either appear in the main paper or the supplemental material, but if they appear in the supplemental material, the authors are encouraged to provide a short proof sketch to provide intuition.
- Inversely, any informal proof provided in the core of the paper should be complemented by formal proofs provided in appendix or supplemental material.
- Theorems and Lemmas that the proof relies upon should be properly referenced.

#### 4. Experimental result reproducibility

Question: Does the paper fully disclose all the information needed to reproduce the main experimental results of the paper to the extent that it affects the main claims and/or conclusions of the paper (regardless of whether the code and data are provided or not)?

Answer: [\[Yes\]](#)

Justification: Every architecture details, task details or experiments parameters are described in the paper and its appendix (section Model Architecture, Model Inspiration, Experimentation, Appendix)

Guidelines:

- The answer NA means that the paper does not include experiments.
- If the paper includes experiments, a No answer to this question will not be perceived well by the reviewers: Making the paper reproducible is important, regardless of whether the code and data are provided or not.
- If the contribution is a dataset and/or model, the authors should describe the steps taken to make their results reproducible or verifiable.
- Depending on the contribution, reproducibility can be accomplished in various ways. For example, if the contribution is a novel architecture, describing the architecture fully might suffice, or if the contribution is a specific model and empirical evaluation, it may be necessary to either make it possible for others to replicate the model with the same dataset, or provide access to the model. In general, releasing code and data is often one good way to accomplish this, but reproducibility can also be provided via detailed instructions for how to replicate the results, access to a hosted model (e.g., in the case of a large language model), releasing of a model checkpoint, or other means that are appropriate to the research performed.
- While NeurIPS does not require releasing code, the conference does require all submissions to provide some reasonable avenue for reproducibility, which may depend on the nature of the contribution. For example
  - (a) If the contribution is primarily a new algorithm, the paper should make it clear how to reproduce that algorithm.
  - (b) If the contribution is primarily a new model architecture, the paper should describe the architecture clearly and fully.
  - (c) If the contribution is a new model (e.g., a large language model), then there should either be a way to access this model for reproducing the results or a way to reproduce the model (e.g., with an open-source dataset or instructions for how to construct the dataset).
  - (d) We recognize that reproducibility may be tricky in some cases, in which case authors are welcome to describe the particular way they provide for reproducibility. In the case of closed-source models, it may be that access to the model is limited in

some way (e.g., to registered users), but it should be possible for other researchers to have some path to reproducing or verifying the results.

## 5. Open access to data and code

Question: Does the paper provide open access to the data and code, with sufficient instructions to faithfully reproduce the main experimental results, as described in supplemental material?

Answer: [\[Yes\]](#)

Justification: All codes to reproduce the experiment is available on a public repository mentioned as footnote in Model Architecture section. All results obtained during our experiment are also provided in the repository, plus the code used to extract our conclusions / plots.

Guidelines:

- The answer NA means that paper does not include experiments requiring code.
- Please see the NeurIPS code and data submission guidelines (<https://nips.cc/public/guides/CodeSubmissionPolicy>) for more details.
- While we encourage the release of code and data, we understand that this might not be possible, so “No” is an acceptable answer. Papers cannot be rejected simply for not including code, unless this is central to the contribution (e.g., for a new open-source benchmark).
- The instructions should contain the exact command and environment needed to run to reproduce the results. See the NeurIPS code and data submission guidelines (<https://nips.cc/public/guides/CodeSubmissionPolicy>) for more details.
- The authors should provide instructions on data access and preparation, including how to access the raw data, preprocessed data, intermediate data, and generated data, etc.
- The authors should provide scripts to reproduce all experimental results for the new proposed method and baselines. If only a subset of experiments are reproducible, they should state which ones are omitted from the script and why.
- At submission time, to preserve anonymity, the authors should release anonymized versions (if applicable).
- Providing as much information as possible in supplemental material (appended to the paper) is recommended, but including URLs to data and code is permitted.

## 6. Experimental setting/details

Question: Does the paper specify all the training and test details (e.g., data splits, hyperparameters, how they were chosen, type of optimizer, etc.) necessary to understand the results?

Answer: [\[Yes\]](#)

Justification: The paper described a lot, but not all implementation choices. But those can be found in the public repository (section Model Architecture and Experimentation, Appendix)

Guidelines:

- The answer NA means that the paper does not include experiments.
- The experimental setting should be presented in the core of the paper to a level of detail that is necessary to appreciate the results and make sense of them.
- The full details can be provided either with the code, in appendix, or as supplemental material.

## 7. Experiment statistical significance

Question: Does the paper report error bars suitably and correctly defined or other appropriate information about the statistical significance of the experiments?

Answer: [\[Yes\]](#)

Justification: Plots of the results can be found in section Results and in the Appendix (last part).

Guidelines:

- The answer NA means that the paper does not include experiments.
- The authors should answer "Yes" if the results are accompanied by error bars, confidence intervals, or statistical significance tests, at least for the experiments that support the main claims of the paper.
- The factors of variability that the error bars are capturing should be clearly stated (for example, train/test split, initialization, random drawing of some parameter, or overall run with given experimental conditions).
- The method for calculating the error bars should be explained (closed form formula, call to a library function, bootstrap, etc.)
- The assumptions made should be given (e.g., Normally distributed errors).
- It should be clear whether the error bar is the standard deviation or the standard error of the mean.
- It is OK to report 1-sigma error bars, but one should state it. The authors should preferably report a 2-sigma error bar than state that they have a 96% CI, if the hypothesis of Normality of errors is not verified.
- For asymmetric distributions, the authors should be careful not to show in tables or figures symmetric error bars that would yield results that are out of range (e.g. negative error rates).
- If error bars are reported in tables or plots, The authors should explain in the text how they were calculated and reference the corresponding figures or tables in the text.

#### 8. Experiments compute resources

Question: For each experiment, does the paper provide sufficient information on the computer resources (type of compute workers, memory, time of execution) needed to reproduce the experiments?

Answer: [Yes]

Justification: The paper indicates that this experiments is part of a bigger project and states the number of models that have been trained for the experiments (12.000) and the number of GPU used (48 V100) on less than 20 hours (section Results). Also the fully detailed results present in the repository display the training time needed for each training.

Guidelines:

- The answer NA means that the paper does not include experiments.
- The paper should indicate the type of compute workers CPU or GPU, internal cluster, or cloud provider, including relevant memory and storage.
- The paper should provide the amount of compute required for each of the individual experimental runs as well as estimate the total compute.
- The paper should disclose whether the full research project required more compute than the experiments reported in the paper (e.g., preliminary or failed experiments that didn't make it into the paper).

#### 9. Code of ethics

Question: Does the research conducted in the paper conform, in every respect, with the NeurIPS Code of Ethics <https://neurips.cc/public/EthicsGuidelines?>

Answer: [Yes]

Justification: Our research does not involve any living subject, does not use any private data or does not risk to harm anyone or anything.

Guidelines:

- The answer NA means that the authors have not reviewed the NeurIPS Code of Ethics.
- If the authors answer No, they should explain the special circumstances that require a deviation from the Code of Ethics.
- The authors should make sure to preserve anonymity (e.g., if there is a special consideration due to laws or regulations in their jurisdiction).

#### 10. Broader impacts

Question: Does the paper discuss both potential positive societal impacts and negative societal impacts of the work performed?

Answer: [NA]

Justification: We presented the positive societal impact that our model might be less computationally expensive than traditional transformers (at least for inference) and that it might be good for the environment. But the reality is that our work is too preliminary to have any societal impact yet, as it does not prove that our architecture might be able to generate anything (text, images, etc) in the near future.

Guidelines:

- The answer NA means that there is no societal impact of the work performed.
- If the authors answer NA or No, they should explain why their work has no societal impact or why the paper does not address societal impact.
- Examples of negative societal impacts include potential malicious or unintended uses (e.g., disinformation, generating fake profiles, surveillance), fairness considerations (e.g., deployment of technologies that could make decisions that unfairly impact specific groups), privacy considerations, and security considerations.
- The conference expects that many papers will be foundational research and not tied to particular applications, let alone deployments. However, if there is a direct path to any negative applications, the authors should point it out. For example, it is legitimate to point out that an improvement in the quality of generative models could be used to generate deepfakes for disinformation. On the other hand, it is not needed to point out that a generic algorithm for optimizing neural networks could enable people to train models that generate Deepfakes faster.
- The authors should consider possible harms that could arise when the technology is being used as intended and functioning correctly, harms that could arise when the technology is being used as intended but gives incorrect results, and harms following from (intentional or unintentional) misuse of the technology.
- If there are negative societal impacts, the authors could also discuss possible mitigation strategies (e.g., gated release of models, providing defenses in addition to attacks, mechanisms for monitoring misuse, mechanisms to monitor how a system learns from feedback over time, improving the efficiency and accessibility of ML).

## 11. Safeguards

Question: Does the paper describe safeguards that have been put in place for responsible release of data or models that have a high risk for misuse (e.g., pretrained language models, image generators, or scraped datasets)?

Answer: [NA]

Justification: Our work is too preliminary to present such risk, as it does not prove that our architecture might be able to generate anything (text, images, etc) in the near future.

Guidelines:

- The answer NA means that the paper poses no such risks.
- Released models that have a high risk for misuse or dual-use should be released with necessary safeguards to allow for controlled use of the model, for example by requiring that users adhere to usage guidelines or restrictions to access the model or implementing safety filters.
- Datasets that have been scraped from the Internet could pose safety risks. The authors should describe how they avoided releasing unsafe images.
- We recognize that providing effective safeguards is challenging, and many papers do not require this, but we encourage authors to take this into account and make a best faith effort.

## 12. Licenses for existing assets

Question: Are the creators or original owners of assets (e.g., code, data, models), used in the paper, properly credited and are the license and terms of use explicitly mentioned and properly respected?

Answer: [\[Yes\]](#)

Justification: Only two existing assets are used which are the Lorenz System and the Sequential MNIST task for the STREAM Benchmark. We explicitly mention that those task are not ours.

Guidelines:

- The answer NA means that the paper does not use existing assets.
- The authors should cite the original paper that produced the code package or dataset.
- The authors should state which version of the asset is used and, if possible, include a URL.
- The name of the license (e.g., CC-BY 4.0) should be included for each asset.
- For scraped data from a particular source (e.g., website), the copyright and terms of service of that source should be provided.
- If assets are released, the license, copyright information, and terms of use in the package should be provided. For popular datasets, [paperswithcode.com/datasets](https://paperswithcode.com/datasets) has curated licenses for some datasets. Their licensing guide can help determine the license of a dataset.
- For existing datasets that are re-packaged, both the original license and the license of the derived asset (if it has changed) should be provided.
- If this information is not available online, the authors are encouraged to reach out to the asset's creators.

### 13. **New assets**

Question: Are new assets introduced in the paper well documented and is the documentation provided alongside the assets?

Answer: [\[Yes\]](#)

Justification: Two new assets are introduced : our architecture Echo State Network (see section Model Architecture) and the STREAM benchmark (fully decribed in Appendix).

Guidelines:

- The answer NA means that the paper does not release new assets.
- Researchers should communicate the details of the dataset/code/model as part of their submissions via structured templates. This includes details about training, license, limitations, etc.
- The paper should discuss whether and how consent was obtained from people whose asset is used.
- At submission time, remember to anonymize your assets (if applicable). You can either create an anonymized URL or include an anonymized zip file.

### 14. **Crowdsourcing and research with human subjects**

Question: For crowdsourcing experiments and research with human subjects, does the paper include the full text of instructions given to participants and screenshots, if applicable, as well as details about compensation (if any)?

Answer: [\[NA\]](#)

Justification: We do not involve any crowdsourcing or any human subject in our experiments.

Guidelines:

- The answer NA means that the paper does not involve crowdsourcing nor research with human subjects.
- Including this information in the supplemental material is fine, but if the main contribution of the paper involves human subjects, then as much detail as possible should be included in the main paper.
- According to the NeurIPS Code of Ethics, workers involved in data collection, curation, or other labor should be paid at least the minimum wage in the country of the data collector.

### 15. **Institutional review board (IRB) approvals or equivalent for research with human subjects**

Question: Does the paper describe potential risks incurred by study participants, whether such risks were disclosed to the subjects, and whether Institutional Review Board (IRB) approvals (or an equivalent approval/review based on the requirements of your country or institution) were obtained?

Answer: [NA]

Justification: We do not involve any crowdsourcing or any human subject in our experiments.

Guidelines:

- The answer NA means that the paper does not involve crowdsourcing nor research with human subjects.
- Depending on the country in which research is conducted, IRB approval (or equivalent) may be required for any human subjects research. If you obtained IRB approval, you should clearly state this in the paper.
- We recognize that the procedures for this may vary significantly between institutions and locations, and we expect authors to adhere to the NeurIPS Code of Ethics and the guidelines for their institution.
- For initial submissions, do not include any information that would break anonymity (if applicable), such as the institution conducting the review.

#### 16. **Declaration of LLM usage**

Question: Does the paper describe the usage of LLMs if it is an important, original, or non-standard component of the core methods in this research? Note that if the LLM is used only for writing, editing, or formatting purposes and does not impact the core methodology, scientific rigorousness, or originality of the research, declaration is not required.

Answer: [NA]

Justification: LLMs were just used for writing, editing, or formatting purposes.

Guidelines:

- The answer NA means that the core method development in this research does not involve LLMs as any important, original, or non-standard components.
- Please refer to our LLM policy (<https://neurips.cc/Conferences/2025/LLM>) for what should or should not be described.