

---

# TOWARD CYCLIC A.I. MODELLING OF SELF-REGULATED LEARNING: A CASE STUDY WITH E-LEARNING TRACE DATA

---

**Andrew Schwabe**  
University of St. Andrews  
St. Andrews, Scotland  
as613@st-andrews.ac.uk

**Özgür Akgün**  
University of St. Andrews  
St. Andrews, Scotland  
ozgur.akgun@st-andrews.ac.uk

**Ella Haig**  
University of Portsmouth  
Portsmouth, United Kingdom  
ella.haig@port.ac.uk

## ABSTRACT

Many e-learning platforms assert their ability or potential to improve students' self-regulated learning (SRL), however the cyclical and undirected nature of SRL theoretical models represent significant challenges for representation within contemporary machine learning frameworks. We apply SRL-informed features to trace data in order to advance modelling of students' SRL activities, to improve predictability and explainability regarding the causal effects of learning in an eLearning environment. We demonstrate that these features improve predictive accuracy and validate the value of further research into cyclic modelling techniques for SRL.

**Keywords** Artificial Intelligence · Machine Learning · Self Regulated Learning

## 1 Introduction

Online education delivery continues to be a growing trend, and is often presented with claims about optimizing or improving student's learning and self-regulation [1, 2]. Generative AI (GenAI), and particularly Large Language Models (LLMs) such as ChatGPT are increasingly being used in e-learning environments with both positive and negative effects regarding knowledge retention and self-regulation [3, 4, 5, 6].

Research about self-regulated learning is considered foundational regarding measurement of a student's capability to retain taught materials [7]. While MOOCs, ITSs and LMSs capture a lot of data, there are missing links between the well known causal aspects of theoretical SRL and the evaluation of learning using only an e-learning system's trace data [8]. GenAI tools are likely a complication of this by existing as external tools that may or may not even be logged in trace data.

This paper presents background and a progress update about hypothesis, methodology and experimental results to extract and model self-regulated learning patterns from students' use of the Moodle LMS trace data [9]. The dataset is from a published study designed to identify gaps in learning based on cluster analysis of user behavior within Moodle LMS. We utilize this data as part of ongoing research to propose new methods of modelling the cyclic nature of self-regulated learning in efforts to provide causal explanations that connect back to cause-effect learnings from well known SRL studies. The cyclical representation of SRL theory models is an aspect commonly missing from modern machine learning applications in e-learning and SRL [10, 11].

Findings present that more research and methods are needed to accurately model the cyclical reinforcement effect of self-regulation activities within e-learning environments. By engineering data features that capture SRL behaviours, results show that this method can significantly improve academic outcome predictability.

## 2 Background and Related Work

Self-Regulated Learning (SRL) is an area of educational psychology research about activities and influential forces that affect and support students' developmental abilities to learn [12]. Several prominent theories have been presented, studied and applied by leading experts such as Zimmerman, Boekarts, Pintrich, Winne and Hadwin [7]. A foundational

concept expanded on by many of these models is that of a cyclical feedback loop, where iterative behaviours and choices reinforce and affect future SRL strategy and activities. The Zimmerman cyclical model is often cited as the basis for cyclical self regulation, defining activities that are classified into three main phases: **Forethought**, a planning phase, A **Performance** phase, where students apply discipline to follow their intended plans, and **Self-reflection** phase, where students evaluate the results and effectiveness of their planning and performance [13]. Self-reflection activities then affect subsequent iterations of forethought and performance activities. Insights from this repetitive process, both positive and negative, affect future planning, but also affect motivation and emotional perception of the learning task and perceived value of the work effort [14, 15].

Prior to digital classroom technology, offline measures, such as surveys, helped inform and prove improved self-regulation when scaffolds or interventions are introduced to students in traditional learning environments [16, 17, 18]. Many studies about academic performance and student self-regulation related to e-learning, however, rely on online measures, such as trace (log) data, and multimodal sensor data, or mixed method approaches, combining log data with surveys [8, 19, 20, 21].

These methods, even when combined using mixed method approaches, result in statistics biased toward the e-learning system's delivery design and logging structure, but could benefit from incorporating metrics based on SRL strategies [22]. Analysis of trace data, such as in gStudy, finds statistical effects of learning activities within the context of the e-learning system itself [23, 24].

Studies have shown that trace data can be used effectively to detect students that are less likely to succeed, and by prescribing training as an intervention, have been able to demonstrate effectiveness of human intervention [25]. In addition, use of temporal behaviors has been shown to help predict near-term student learning outcomes [26].

Although machine learning has been used in these examples to positive predictive effect, no connection or mapping is made to SRL theory phases or inter-phase causation. This leaves a gap in true understanding about how or why an e-learning system's design or activities explain or demonstrate causal effect for increased self-regulation [27, 28].

Common methods for cleaning and modelling SRL trace data result in a loss of cyclical knowledge in the data. Common sample-based techniques for machine learning require data to fit a one-sample per row design, which encourages a bias used in analysis of the data [29, 30]. While some models exist for catching recurrent data trends in time series, reinforcement learning and recurrent neural networks, there are inherent problems with modelling SRL theory cyclical patterns that do not adhere to a standard directed graph approach.

### 3 Case Study

The data for this study comes from a previously published study of an online BSc course for "Operating Systems and Computer Networks." The study examined patterns and insights between graduate students' reading activity, behavior and quizzes. The study was implemented using Moodle, where 142 students consented and successfully recorded related behavior and quiz data. Ages of participants ranged from 19-65 years old, and the quizzes were combinations of self-assessment questions and multiple choice answers. A unique aspect to this study is additional software tooling that tracks a student's scrolling behaviour on specific pages, so that patterns of start, stop, restart, and reading breaks (longer than a threshold) can be quantified behaviourally and used in cluster analysis [9]. This source study was selected because of the availability of raw data, because it included suitable behavioral data, and because it was already published and peer-reviewed. In the future, we plan to conduct our own study and collect our own data.

The additional software was used to collect page scroll activity (trace data) while students read the content pages associated with each part of the course and expanded on the level of tracking provided by the LMS. Metrics include time stamps, page object IDs, and the page scrollY from the DOM which allows tracking of how far up or down the student was scrolling.

Feature	Description
<i>reading_sessions</i>	Count of how many distinct reading sessions for the user.
<i>num_reading_breaks</i>	Count of how many breaks were taken during reading.
<i>quiz_time_mins</i>	Elapsed minutes from start to finish of the quiz.
<i>quiz_fails</i>	How many times a quiz was failed by the student.
<i>quiz_attempts</i>	How many times a quiz was started by the student.

Table 1: Baseline Dataset Features

The scrolling trace data is then used to analyse students' reading sessions so that the number of unique reading sessions may be quantified (defined by a re-start of reading from the top of the page). In addition, a threshold is used to quantify reading "breaks", defined by exceeding a threshold of time within the scrolling trace data.

### 3.1 Difficulty in Modelling Cyclic SRL Theory

SRL Theory models have inherent cyclic and undirected characteristics. Several technologies have been evaluated to help capture the cyclic nature of SRL theory models, including Bayes networks, Directed Acyclic Graphs (DAG), Recurrent Neural Networks (RNN) and related time series models. Bayes and DAGs failed to meet suitable criteria due to the nature of SRL theory models being undirected, and that these technologies are predominantly focused on unidirectional weights [31]. RNN was also found to not be suitable for this study as a significant amount of data was required for reliable training, and this data set had only a few hundred rows of reduced data. RNN may be a viable consideration in the future, though many studies in this domain may not have a large enough volume of data [32].

### 3.2 Baseline Model

After successful recreation of the core results of this study, additional features and modelling were done to analyse the features for their predictive power for academic quiz outcomes.

Common data cleaning process for many observation-based machine learning model pipelines is to calculate features and reduce them to a single row per-observation wide format [33]. This preparation works for most use cases, though in the case of trying to fit e-learning data into a theoretical self-regulated learning model, this methodology does not intuitively allow for cyclical, undirected behaviours that we desire to model for prediction.

Since suitable models are not readily available for transforming and training models with a cyclical nature, our next step was to fall back to a trusted tree based model for analysis, and later engineer SRL focused features that describe the reinforcement behaviours.

As a baseline, the first model used only features from the original study and a pass/fail for each quiz as the target outcome; these features are displayed in Table 1.

While the study was primarily designed to cluster student reading behaviours, we see from the model results with XGBoost, displayed in Figure 1, that these features are not very strong in predicting a pass/fail outcome. The accuracy for prediction was approximately 65%.

### 3.3 Engineering Cyclic Reinforcement Features

SRL related features were then engineered from the same dataset. The hypothesis is that, if there is knowledge of previous attempt insight, behavioural attributes should significantly enhance the ability to predict students' academic outcome if they exhibit observable SRL activities. The features are described below and displayed in the context of SRL theory in Figure 2.

***num\_backscrolls, backscrolls\_delta, backscrolls\_more*** : Features that count the number of backward scrolling actions while reading, and compare the count with previous quiz attempts. These features relate to the performance phase, where students are recognizing the need to re-read, or scroll back for context, while reading new content.

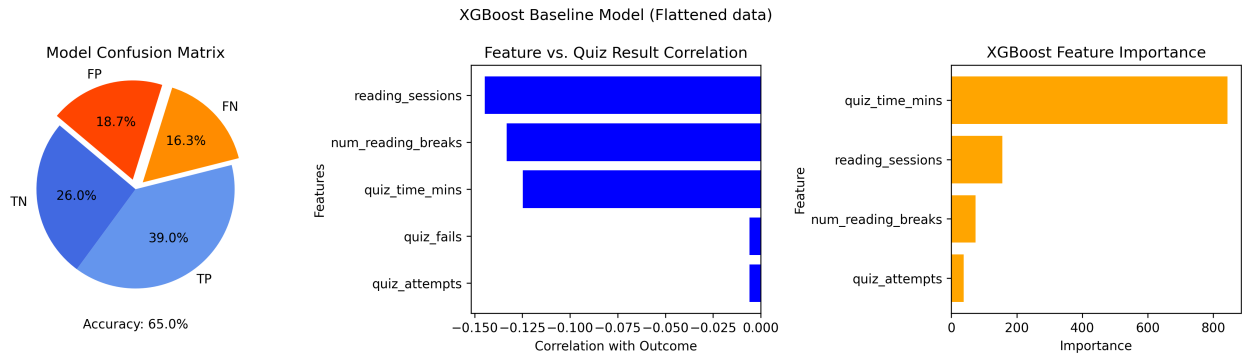


Figure 1: Baseline XGBoost Results

**reading\_speed** : An approximate metric was calculated based on how many page objects a user scrolled through in a given period of time. Faster reading may be a reflection phase behaviour, or a subsequent reading session may suggest execution phase regulation behaviour.

**prev\_fail, score\_diff** and **improved\_score**: Features that identify if the previous quiz attempt resulted in a failure, and the difference in the previous score. These features help identify changes in behaviour as a result of self-reflection and may affect strategy selection in forethought planning.

**quiz\_time\_diff** and **quiz\_time\_longer** : The calculated difference between the current quiz duration and the previous quiz attempt. A difference in time spent may indicate a change in the student's performance regulation.

These features and explanations help to understand the motivation for their measurement. Since we cannot yet measure the reinforcement effect internally from core metrics, we may simulate this by picking individual metrics that come from observed results from previous SRL studies.

When applying these features and using the same machine learning techniques, we see a notable difference in predictive accuracy as shown in Figure 3.

The results and analysis of this experiment confirm that SRL designed features significantly help catch the reinforcement signal of students' SRL activities, especially with features like *score\_diff* and *prev\_fail*. While the baseline model from the previous study yielded only a 65% accuracy rate, and substantial false positive and false positive results, the new model with SRL features increases performance to higher than 88%, with a very low number of false negatives.

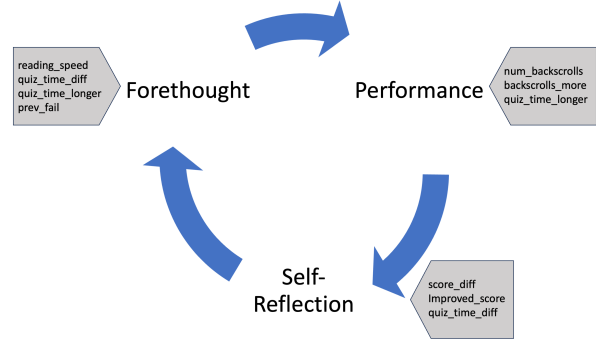


Figure 2: Continuous Iterations of Self Regulated Learning Phases with Features Engineered to be Used in Subsequent Phases and Reinforcement Cycles

## 4 Limitations and Further Research

This case study is part of ongoing research into methods for cyclical modelling of SRL theory models. As a result, limitations of these results include: (i) inclusion of only one study's existing peer-reviewed data, (ii) evaluation of only one model type (XGBoost), and (iii) only simple analysis of feature interdependence. Our findings are being presented as work-in-progress, where the results support the value of further research into methods for cyclical modelling.

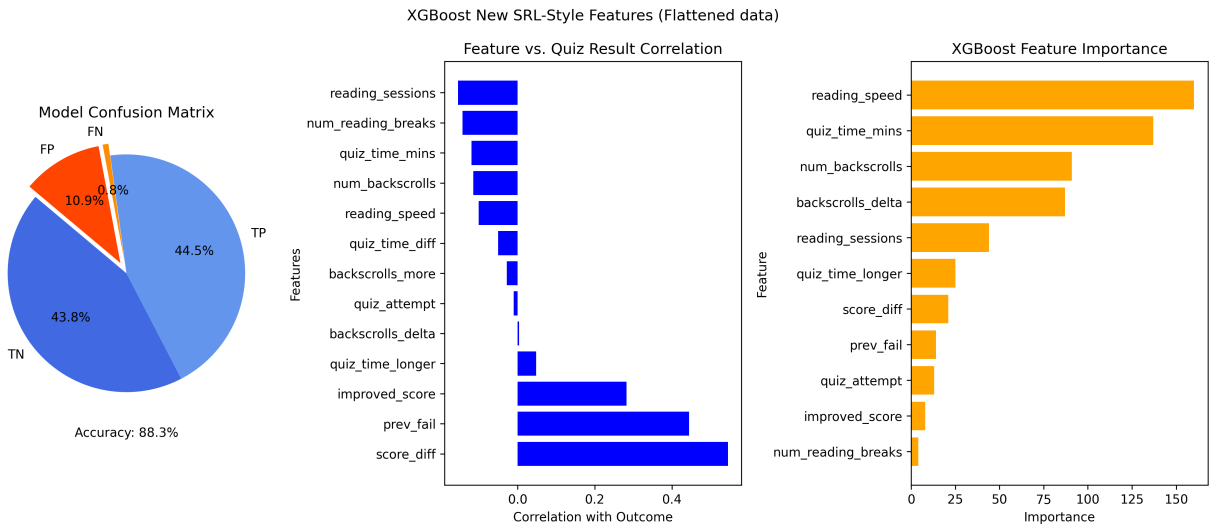


Figure 3: SRL Enhanced XGBoost Results

Further research will focus on separate models for each SRL phase data set, which enables targeting variables from alternate phases for prediction and explaining causal effects of SRL behaviors. For example: Performance and Self-Reflection behaviors may help to predict subsequent forethought actions, just as Forethought behaviors may help predict upcoming performance behaviors. By implementing separate models per phase, cross-phase analysis insights may help to understand the reinforcement relationship between phases, better map to SRL theory models, and provide improved SRL causal understanding when using trace data from e-Learning contexts.

## 5 Conclusion

Our results show that the addition of SRL oriented features significantly improves the prediction of XGBoost models with predicting quiz pass/fail outcomes. The source study's conditions and data processing were reproduced, and the baseline model yielded a 65% accuracy rate. After the SRL features were engineered with the same input data, the accuracy increased to 88%. In addition, several of the new features were shown to be correlated with the target outcome, and also appeared in the top list of important features from the model analysis.

Results have the potential to be utilized as insights or to build scaffolding tools for students by post-analysis of class performance, and subpopulation analysis of behaviours associated with students that pass and fail using their history of SRL activities. This can further be used to make predictive and recommender models that evaluate a student's existing quiz history and current reading patterns to measure the likelihood of the student to pass or fail the upcoming quiz. This prediction and an analysis of feature impact (using methods such as Shapley values) may further be used to make scaffold recommendations [34].

The results of this analysis emphasize the value and need for further research into modelling techniques that capture the cyclic nature of SRL in e-Learning environments. This would further enable better understanding of causal effects within e-learning systems with explain-ability backed by existing SRL research. The mapping of activities within e-learning and trace data to SRL theory models may further aid in understanding critical SRL strategy planning and execution within e-learning and to measuring the impact of interventions and external scaffolds such as GenAI.

## References

- [1] M. Elena Alonso-Mencía, Carlos Alario-Hoyos, Jorge Maldonado-Mahauad, Iria Estévez-Ayres, Mar Pérez-Sanagustín, and Carlos Delgado Kloos. Self-regulated learning in MOOCs: Lessons learned from a literature review. 72(3):319–345.
- [2] Mohd Muslim Md Zalli, Hasniza Nordin, and given-i=ROSNA family=AWANG HASHIM, given=ROSNA. Online Self-Regulated Learning Strategies in MOOCs: A Measurement Model. 15:255.
- [3] Hamsa Bastani, Osbert Bastani, Alp Sungu, Haosen Ge, Özge Kabakçı, and Rei Mariman. Generative AI Can Harm Learning.
- [4] Matthias Stadler, Maria Bannert, and Michael Sailer. Cognitive ease at a cost: LLMs reduce mental effort but compromise depth in student scientific inquiry. 160:108386.
- [5] The Efficacy of GenAI Tools in Postsecondary Education | Brock Education Journal.
- [6] The Impact of Generative AI on Critical Thinking: Self-Reported Reductions in Cognitive Effort and Confidence Effects From a Survey of Knowledge Workers.
- [7] Ernesto Panadero. A Review of Self-regulated Learning: Six Models and Four Directions for Research. 8:422.
- [8] Daniele Di Mitri, Maren Scheffel, Hendrik Drachsler, Dirk Börner, Stefaan Ternier, and Marcus Specht. Learning pulse: A machine learning approach for predicting performance in self-regulated learning using multimodal data. In *Proceedings of the Seventh International Learning Analytics & Knowledge Conference, LAK '17*, pages 188–197. Association for Computing Machinery.
- [9] Dennis Menze, Niels Seidel, and Regina Kasakowskij. Interaction of reading and assessment behavior. pages 27–38. Gesellschaft für Informatik e.V.
- [10] Manuela Francisco and Cristina Amado. Perusal's Machine Learning Towards Self-regulated Learning. In Yueh-Min Huang, Chin-Feng Lai, and Tânia Rocha, editors, *Innovative Technologies and Learning*, Lecture Notes in Computer Science, pages 49–58. Springer International Publishing.
- [11] Ernesto Panadero and Jesús Alonso-Tapia. How do students self-regulate? review of zimmerman's cyclical model of self-regulated learning. 30(2):450–462.
- [12] nihr\_wp. School-based self-regulation interventions can improve child academic, health and behavioural outcomes.

- [13] Monique Boekaerts. Self-regulated learning: A new concept embraced by researchers, policy makers, educators, teachers, and students. 7(2):161–186.
- [14] Ernest Afari, Graeme Ward, and Myint Swe Khine. Global Self-Esteem and Self-Efficacy Correlates: Relation of Academic Achievement and Self-Esteem among Emirati Students. 5(2):49–57.
- [15] Steven F. Raaijmakers, Martine Baars, Lydia Schaap, Fred Paas, and Tamara van Gog. Effects of performance feedback valence on perceptions of invested mental effort. 51:36–46.
- [16] Eric Araka, Elizaphan Maina, Rhoda Gitonga, and Robert Oboko. Research trends in measurement and intervention tools for self-regulated learning for e-learning environments—systematic review (2008–2018). 15(1):6.
- [17] Carlo Magno. Validating the Academic Self-regulated Learning Scale with the Motivated Strategies for Learning Questionnaire (MSLQ) and Learning and Study Strategies Inventory (LASSI). 7.
- [18] Anne Roth, Sabine Ogrin, and Bernhard Schmitz. Assessing self-regulated learning in higher education: A systematic literature review of self-report instruments. 28(3):225–250.
- [19] Renee Jansen, Anouschka Van Leeuwen, Jeroen Janssen, and Liesbeth Kester. A mixed method approach to studying self-regulated learning in MOOCs. 8(2):35–64.
- [20] Pedro Manuel Moreno-Marcos, Pedro J. Muñoz-Merino, Jorge Maldonado-Mahauad, Mar Pérez-Sanagustín, Carlos Alario-Hoyos, and Carlos Delgado Kloos. Temporal analysis for dropout prediction using self-regulated learning strategies in self-paced MOOCs. 145:103728.
- [21] Philip H. Winne, John C. Nesbit, Vive Kumar, Allyson F. Hadwin, Susanne P. Lajoie, Roger Azevedo, and Nancy E. Perry. Supporting self-regulated learning with gstudy software: The learning kit project.
- [22] Pedro Manuel Moreno-Marcos, Pedro J. Muñoz-Merino, Jorge Maldonado-Mahauad, Mar Pérez-Sanagustín, Carlos Alario-Hoyos, and Carlos Delgado Kloos. Temporal analysis for dropout prediction using self-regulated learning strategies in self-paced MOOCs. 145:103728.
- [23] Roger Azevedo, François Bouchet, Melissa Duffy, Jason Harley, Michelle Taub, Gregory Trevors, Elizabeth Cloude, Daryn Dever, Megan Wiedbusch, Franz Wortha, and Rebeca Cerezo. Lessons Learned and Future Directions of MetaTutor: Leveraging Multichannel Data to Scaffold Self-Regulated Learning With an Intelligent Tutoring System. 13.
- [24] Roger Azevedo and Dragan Gašević. Analyzing Multimodal Multichannel Data about Self-Regulated Learning with Advanced Learning Technologies: Issues and Challenges. 96:207–210.
- [25] MeganClaire Coglianor, Matthew L. Bernacki, Jonathan C. Hilpert, and Christy L. Strong. A self-regulated learning analytics prediction-and-intervention design: Detecting and supporting struggling biology students. 114(8):1801–1816.
- [26] Robert D. Plumley, Matthew L. Bernacki, Jeffrey A. Greene, Shelbi Kuhlmann, Mladen Raković, Christopher J. Urban, Kelly A. Hogan, Chaewon Lee, Abigail T. Panter, and Kathleen M. Gates. Co-designing enduring learning analytics prediction and support tools in undergraduate biology courses. 55(5):1860–1883.
- [27] Shan Li and Susanne P. Lajoie. Cognitive engagement in self-regulated learning: An integrative model. 37(3):833–852.
- [28] Inge Molenaar, Susanne de Mooij, Roger Azevedo, Maria Bannert, Sanna Järvelä, and Dragan Gašević. Measuring self-regulated learning and the role of AI: Five years of research using multimodal multichannel data. 139:107540.
- [29] Eyman Alyahyan and Dilek Dustegor. Predicting Academic Success in Higher Education Literature Review and Best Practices. 17.
- [30] Ikenna Osakwe, Guanliang Chen, Yizhou Fan, Mladen Rakovic, Xinyu Li, Shaveen Singh, Inge Molenaar, Maria Bannert, and Dragan Gašević. Reinforcement learning for automatic detection of effective strategies for self-regulated learning. 5:100181.
- [31] Jeanette A. Mumford and Joseph D. Ramsey. Bayesian networks for fMRI: A primer. 86:573–582.
- [32] Sanna Järvelä, Hanna Järvenoja, and Jonna Malmberg. Capturing the dynamic and cyclical nature of regulation: Methodological Progress in understanding socially shared regulation in learning. 14(4):425–441.
- [33] Wudhijaya Philuek, Tannakon Pongsuk, and Naruepon Panawong. Machine Learning Techniques for Classifying Self-Regulated Learning of Secondary Students in Thailand. pages 6429–6436.
- [34] Hugh Chen, Ian C. Covert, Scott M. Lundberg, and Su-In Lee. Algorithms to estimate Shapley value feature attributions. 5(6):590–601.