

Large-Scale Estimation under Unknown Heteroskedasticity*

Sheng Chao Ho[†]

December 29, 2024

Abstract

This paper studies nonparametric empirical Bayes methods in a heterogeneous parameters framework that features unknown means and variances. We provide extended Tweedie's formulae that express the (infeasible) optimal estimators of heterogeneous parameters, such as unit-specific means or quantiles, in terms of the density of certain sufficient statistics. These are used to propose feasible versions with nearly parametric regret bounds of the order of $(\log n)^\kappa/n$. The estimators are employed in a study of teachers' value-added, where we find that allowing for heterogeneous variances across teachers is crucial for delivering optimal estimates of teacher quality and detecting low-performing teachers.

KEY WORDS: Empirical Bayes, Shrinkage Estimation, Unknown Heteroskedasticity, Non-parametric Estimation.

*I thank my doctoral advisors Xu Cheng, Frank Schorfheide and Petra Todd for their guidance and support. I also thank the participants at numerous conferences and seminars, in particular the econometrics seminar series at the University of Pennsylvania, for their comments. All errors are my own.

[†]Correspondence: School of Economics, Singapore Management University, 90 Stamford Road, Singapore, S178903. scho@smu.edu.sg.

1 Introduction

The central task of this paper is the large-scale, optimal estimation of unit-specific parameters under unknown heteroskedasticity. Motivating examples¹ of this include estimation of intergenerational mobilities of individual neighborhoods that are used to inform families on the areas with highest potentials for upward mobility, or estimation of teacher value-added that is necessary as inputs in high-stakes labor decisions. We work within the following model in which, or variations of it, the estimation problem of these applications are framed²:

$$y_{ij} = \mu_i + \sigma_i \cdot \epsilon_{ij}, \quad \epsilon_{ij} \mid \mu_i, \sigma_i \sim_{\text{iid}} \mathcal{N}[0, 1] \quad (1)$$

for $j = 1, \dots, J$ and the unobserved $(\mu_i, \sigma_i) \sim_{\text{iid}} G_0$ for $i = 1, \dots, n$. Subsequently we also discuss settings where the point estimation is nested into more complex problems, such as optimal forecasting for a large collection of short time series, and demonstrate our results' relevance there. For now, let us consider the teacher value-added literature as a concrete example: the outcome y_{ij} represents the test score of the j^{th} student in teacher i 's class, often after partialling out student-specific controls such that the independence of ϵ_{ij} is reasonable. A common objective is to estimate $\{\mu_i\}_{i \in [n]}$, interpretable as how the average student (i.e., $\epsilon_{ij} = 0$) will perform under each teacher and commonly termed as the teachers' mean value-added.

Relative to the existing large-scale estimation methods that impose homoskedasticity, we develop optimal estimators that allow for unknown heteroskedasticity. This is important in at least two respects. First, σ_i is a key component of the optimal estimator of μ_i , and restricting $\sigma_i = \sigma$ may lead to estimators with large risk and in some cases systematic under- or over-estimation of certain subsets of $\{\mu_i\}_{i \in [n]}$. Furthermore, σ_i is important for the estimation of unit-specific quantiles

$$q_{\alpha, i} := \inf \{y \in \mathbb{R} : \alpha \leq \Phi(y \mid \mu_i, \sigma_i)\} \text{ for some } \alpha \in (0, 1) \quad (2)$$

that we shall argue are of policy-relevance, and a generalization of the commonly targeted mean value-added μ_i . For example, in the context of the teacher value-added literature, this means that we estimate and compare how the bottom (say) 10% student will perform

¹Examples of the following three applications are Chetty and Hendren (2018), Gilraine, Gu, and McMillan (2020), and Liu, Moon, and Schorfheide (2020) respectively.

²We focus on (1) for common $J_i = J$ and discuss variations such as heterogeneous J_i subsequently in Section 6. This is because the central feature of our analysis is the unknown heteroskedasticity.

under each teacher instead of focusing only on the average student. This will be a more relevant object than the means if policymakers are concerned about the lower tails of student performances under each teacher.

In many applications $J \ll n$, which carries two implications for the large-scale estimation. First, the small number of observations per unit implies usage of only unit i 's observations to estimate μ_i or $q_{\alpha,i}$ leads to imprecise estimates and therefore high risk. Second, the large n allows us to borrow information across units to sharpen individual estimates which can reduce the average risk. More precisely, it is known that the estimator of μ_i or $q_{\alpha,i}$ minimizing the average (across i) risk under quadratic loss is its posterior mean that takes G_0 , the distribution of unit-specific parameters (μ_i, σ_i) , as the prior. This forms the oracle estimator³ $\mathbb{E}_{G_0}[\cdot \mid \mathcal{Y}_i]$, where \mathcal{Y}_i is the set of observations associated with unit i .

The oracle is infeasible because G_0 is unknown in practice, and feasible empirical Bayes versions that exploit the cross-sectional information to mimic the oracle $\mathbb{E}_{G_0}[\cdot \mid \mathcal{Y}_i]$ have to be proposed. However, nonparametric estimation of G_0 using the cross-section is known to have slow rates of convergence because we are essentially estimating a density of unobservables. This suggests that emulating the oracle will be a difficult task. In response to this, this paper proves an extension of the well-known Tweedie's formula⁴ under homoskedasticity to the setting of unknown heteroskedasticity, where we show that the oracle depends on G_0 only through the density of some sufficient statistics under model (1). Thus the problem of emulating the oracle is dramatically simpler, since the performance of feasible versions now only hinge on their ability to estimate a density of observables. We further exploit this insight to provide regret bounds for the proposed estimators that are of the order $(\log n)^\kappa/n$ for some $\kappa > 0$. The upshot is that there is little cost to practitioners adopting a nonparametric empirical Bayes approach, whereas the benefits in terms of risk reduction is often substantial relative to the commonly used parametric modeling of G_0 .

The remaining paper is organized as follows. Section 2 reviews the related literature. Section 3 defines the model, risk and oracle estimators. Section 4 proposes feasible versions of the oracles while Section 5 provides theoretical guarantees for the feasible versions. Section 6 discusses extensions to the model, including heterogeneous J_i as well as constructing optimal forecasts in large- n short- T panels. Section 7 employs numerical experiments to evaluate the finite-sample performances of the proposed estimators vis-à-vis alternative estimators.

³See the end of this Section for notational details.

⁴We review this in Section 2.

Section 8 demonstrates the estimation methodology and objective through an application to estimation of teacher quality using a matched student-teacher dataset. Section 9 concludes.

Notations. The symbol $[n]$ refers to the set $\{1, \dots, n\}$. The symbol \mathcal{Y}_i refers to the set of observations associated with unit i (i.e., $\{y_{ij}\}_{j \in [J]}$) and \mathcal{Y} is taken to refer to the full set of observations (i.e., $\{y_{ij}\}_{i \in [n], j \in [J]}$), and finally $\mathcal{Y}^{(i)}$ refers to all observations except for i 's: $\{y_{lj}\}_{l \neq i, j \in [J]}$. A subscript on an expectation operator denotes objects that are conditioned upon. For instance, both $\mathbb{E}_G[\mu \mid \mathcal{Y}_i]$ and $\mathbb{E}[\mu \mid G, \mathcal{Y}_i]$ mean the same thing: that the integration is performed conditional on \mathcal{Y}_i and G . We may sometimes also use a superscript on an expectation operator to make explicit the objects that are integrated out. For instance, $\mathbb{E}_G^\mu[\mu \mid \mathcal{Y}_i]$ emphasizes that we are integrating out the unknown parameter μ .

2 Related Work

Our paper is within the empirical Bayes methodology, which goes back at least to Efron and Morris (1973)'s interpretation of the James-Stein estimator as the posterior mean under a normal-normal hierarchical model with the normal prior estimated via method-of-moments. The James-Stein estimator can therefore be thought of as a parametric empirical Bayes methodology, where a particular class of prior is proposed, and feasible versions are proposed that seek to emulate the optimal estimator within the class of Bayes estimates implied by the class of priors. Recent papers in the parametric empirical Bayes methodology include Xie, Kou, and Brown (2012), and Kwon (2023), and the methodology has seen applications in work such as Chetty, Friedman, and Rockoff (2014), Finkelstein, Gentzkow, and Williams (2016).

Parametric empirical Bayes is however restrictive in the sense that the choice of a prior induces sometimes undesirable behavior in the consequent estimator. For instance, subject to the same number of observations, the posterior mean under a normal-normal hierarchical model imposes equal shrinkage for all units. Gilraine, Gu, and McMillan (2020) studies the shortcomings of the parametric approach within an application of estimating teacher value-added under homoskedasticity and proposes nonparametric empirical Bayes estimators, a direction that we also take in this paper. Nonparametric empirical Bayes is more ambitious in that it targets the posterior mean without imposing a parametric form on the prior, and affords the flexibility that the parametric approach lacks. However, the nonparametric approach raises finite-sample concerns because $\mathbb{E}_{G_0}[\mu \mid \mathcal{Y}_i]$ depends on G_0 , which suggests

solving a deconvolution problem that is known to have slow rates of convergence (as slow as $(\log n)^{-1}$, see Fan (1991)).

In the restricted case of homoskedasticity $\sigma_i = \sigma$ for all i , theoretical progress was made possible by the Tweedie’s representation of the posterior mean⁵ (see Efron (2011)):

$$\mathbb{E}_{G_0}[\mu \mid \sigma, \mathcal{Y}_i] = y_i + \frac{\sigma^2}{J} \frac{\partial}{\partial y} \log f_{G_0}(y_i \mid \sigma) \quad (3)$$

where y_i is the sample mean and $f_{G_0}(y_i \mid \sigma)$ is the (mixture) density of y_i . The insight of Tweedie’s formula is that $\mathbb{E}_{G_0}[\mu \mid \sigma, \mathcal{Y}_i]$ comprises of the MLE y_i and a Bayes correction term, for which we only require $f_{G_0}(y_i \mid \sigma)$ as opposed to the prior G_0 .

This insight was instrumental for Jiang and Zhang (2009), which uses a certain nonparametric plug-in estimate \hat{G}_0 , to establish the fast regret⁶ convergence rates of $\mathbb{E}_{\hat{G}_0}[\mu \mid \sigma, \mathcal{Y}_i]$ in estimating $\{\mu_i\}_{i \in [n]}$. Their results were subsequently extended by Jiang (2020) to the case of known heteroskedasticity within a class of prior where the heteroskedasticity is assumed independent of μ_i . More recent work by Chen (2024) allowed for dependence between μ_i and the known heteroskedasticity, a feature that was demonstrated to be economically relevant, but where the dependence operates through the first two moments.⁷

Our paper also adopts the nonparametric empirical Bayes approach, but is situated in a more general framework that allows for unknown heteroskedasticity. This substantially complicates the estimation of μ_i since σ_i , which regulates the Bayes correction in (3), is now unknown and has to be estimated. Furthermore, the aforementioned insight from (3) is no longer applicable since we do not know the form of $\mathbb{E}_{G_0}[\sigma^2 \frac{\partial}{\partial y} \log f_{G_0}(y_i \mid \sigma) \mid \mathcal{Y}_i]$ and in particular if it depends on G_0 solely through a density of observables. In this regard, the papers that adopt a similar framework are Gu and Koenker (2017a), Gu and Koenker (2017b) and Banerjee, Fu, James, Mukherjee, and Sun (2023). Gu and Koenker (2017a) and Gu and Koenker (2017b) study the properties of $\mathbb{E}_{\hat{G}}[\mu \mid \mathcal{Y}_i]$ and $\mathbb{E}_{\hat{G}}[\sigma^2 \mid \mathcal{Y}_i]$ for a nonparametric estimate \hat{G} using simulations that show promising results, but do not provide theoretical guarantees. In contrast, we provide a significant extension of the Tweedie’s formula that accommodates unknown heteroskedasticity and use it as the basis to study the theoretical properties of $\mathbb{E}_{\hat{G}}[\mu \mid \mathcal{Y}_i]$ for a nonparametric \hat{G} . Crucially, we do not restrict the form of dependence within (μ_i, σ_i) .

⁵Note that in the homoskedastic case, G_0 is supposed to represent the univariate distribution of μ_i .

⁶Relative to the oracle that knows G_0 .

⁷Remark 3.2 elaborates in more precise terms the setting and contributions of our paper relative to these two papers.

Banerjee, Fu, James, Mukherjee, and Sun (2023) also studies the optimal estimation of $\{\mu_i\}_{i=1}^n$ under unknown heteroskedasticity, albeit under a precision-weighted loss function. The precision-weighted loss function is easier to handle in that, roughly speaking, it transforms the heteroskedastic problem back into a homoskedastic one. However, the usage of the precision-weighted loss function is less appropriate for the types of applications we have in mind, where the estimation loss from each unit should be taken as equally important.

Finally, in addition to the estimation of $\{\mu_i\}_{i \in [n]}$, we also study the theoretical properties of similarly defined estimators for alternative estimation objectives such as unit-specific quantiles $\{q_{\alpha,i}\}_{i \in [n]}$ for some $\alpha \in (0, 1)$ that we argue are a policy-relevant generalization of $\{\mu_i\}_{i \in [n]}$, and unit-specific variances $\{\sigma_i^2\}_{i \in [n]}$ or standard deviations $\{\sigma_i\}_{i \in [n]}$ that may be relevant in other applications.

3 Model and Risk

3.1 Model

We maintain the following model throughout the paper:

$$y_{ij} = \mu_i + \sigma_i \cdot \epsilon_{ij}, \quad \epsilon_{ij} \mid \mu_i, \sigma_i \sim_{\text{iid}} \mathcal{N}[0, 1] \quad (4)$$

for $j = 1, \dots, J$ and $(\mu_i, \sigma_i) \sim_{\text{iid}} G_0$ for $i = 1, \dots, n$, and discuss extensions to the model in Section 6. We now briefly discuss how matched datasets such as the matched student-teacher dataset of our empirical application fits into (4). Suppose that there are \bar{J} students in total, with each student j represented by $\tilde{\epsilon}_j$ drawn from a common distribution, who are then matched to the n teachers. Let $i(j) : [\bar{J}] \mapsto [n]$ be a function that returns the teacher identity of student j resulting from this matching process. The outcomes of the students are then realized after the matching process as $\tilde{y}_j = \mu_{i(j)} + \sigma_{i(j)} \tilde{\epsilon}_j$. This fits into our framework (4) by defining $J := |\{j \in [\bar{J}] : i(j) = i\}|$, and $\{\epsilon_{ij}\}_{j \in [J]} := \{\tilde{\epsilon}_j\}_{i(j)=i}$ and similarly for the $\{y_{ij}\}_{j \in [J]}$. The conditional independence assumption in (4) then implies that the matching process between students and teachers did not depend on $\{\tilde{\epsilon}_j\}_{j=1}^{\bar{J}}$. More realistically, the variable \tilde{y}_j may be taken to have a set of relevant covariates partialled out from the raw test scores \tilde{y}_j^* :

$$\tilde{y}_j = \tilde{y}_j^* - x_j' \beta_0. \quad (5)$$

For example, the variables x_j in the teacher-value added literature typically include student-specific covariates such as student demographics or lagged test scores such that the independence assumption in (4) is reasonable. We abstract from the estimation of the common vector β_0 and take it to be known as is common in the literature, see e.g., Gilraine, Gu, and McMillan (2020) and Kwon (2023).

An essential difference between (4) and models commonly studied in the empirical Bayes literature is the heterogeneous and unknown $\{\sigma_i^2\}_{i \in [n]}$. This is not only empirically more plausible, but also allows for meaningful comparisons of units beyond their mean parameters. We provide two areas where the unit-specific quantile parameters will be of relevance.

Example 1 (Teacher Value-added). A policymaker may be concerned about the performance of lower ability students. As a result, she may want to compare teachers according to how the lower ends of their value-added instead of their mean value-added, which only measures how the average student would perform under each teacher. In this case, the relevant measure would be $q_{\alpha,i}$ of (2) with a low α , which represents the performance of the α -quantile students (i.e., the quantile in terms of their $\tilde{\epsilon}_j$) in a counterfactual under teacher i . ■

Example 2 (Neighborhood Effects). There is growing interest in measuring the mean causal outcome of growing up in county i on adulthood income. A central motivation given by Chetty and Hendren (2018) is to “construct forecasts of the causal effect of growing up in each county that can be used to guide families seeking to move to better areas”. However, even if a neighborhood produces good outcomes for its resident children on average, or in other words that μ_i is large, this may not be a precise enough measure of the future outcome for a family’s child – for instance in neighborhoods with highly unequal outcomes. Different $\{q_{\alpha,i}\}_{i \in [n]}$, which provides the likelihood of different future income levels, are thus useful complements to $\{\mu_i\}_{i \in [n]}$ in forming a complete evaluation of each neighborhood. ■

Therefore, in the subsequent theoretical analysis we also study the estimation problems involving $\{q_{\alpha,i}\}_{i \in [n]}$, and even $\{\sigma_i\}_{i \in [n]}$ or $\{\sigma_i^2\}_{i \in [n]}$ that may be of interest in other areas. Finally, in anticipation of the theoretical results, we provide several remarks relevant to the existing nonparametric empirical Bayes literature.

Remark 3.1 (Normality at the Microdata Level). It is common in the literature to work directly at the aggregated level. For instance, letting y_i be the average student outcome under teacher i , the model is typically

$$y_i \mid \mu_i, \sigma_i \sim \mathcal{N}\left[\mu_i, \frac{\sigma_i^2}{J}\right] \quad (6)$$

where the normality assumption in (6) is often justified by an appeal to the Central Limit Theorem (CLT). While we directly place a normality assumption at the microdata level (4), these two modeling approaches are conceptually identical in that (6) and (4) imply one another. Furthermore, while (6) is substantiated by the CLT, the transmission of the approximation error to the subsequent optimality results is not typically studied. Therefore, in terms of the optimality results, we do not view the normality assumption at the microdata level as a substantive restriction relative to the convention in the literature. ■

Remark 3.2 (Differing Channels of Heteroskedasticity). Beginning with the aggregated model (6), Jiang (2020) and Chen (2024) provide regret bounds for nonparametric empirical Bayes estimators where the heteroskedasticity operates through heterogeneous J_i , and σ_i either assumed homogeneous or known, with varying degrees of dependence allowed between J_i and (μ_i, σ_i) .

In contrast, we let the heteroskedasticity operate through the unknown σ_i and assume a homogeneous $J_i = J$. Nonetheless, the main thrust of our theoretical result is that even with heterogeneous and unknown σ_i , taking the nonparametric empirical Bayes approach comes at little cost in finite samples, and often with substantial benefits. Thus, when we have limited heterogeneity in J_i such as in the teacher value-added application, one can expect that binning teachers by class sizes and performing the nonparametric empirical Bayes estimation separately within bins will still lead to reasonable finite sample performance while accommodating the heterogeneity J_i and any dependence between J_i and (μ_i, σ_i) . For both unknown heterogeneous σ_i and heterogeneous J_i (and dependence among these objects), Section 6 provides an avenue for future work to extend the theoretical results to accommodate this setting. Alternatively, if one is willing to accept independence between J_i and (μ_i, σ_i) , then our theoretical results will directly apply to this setting of unknown σ_i and known J_i that are both heterogeneous. ■

3.2 Risk

The discussion in this section will be framed in terms of the mean value-added $\{\mu_i\}_{i \in [n]}$, because these are the de-facto object of interest within the empirical Bayes literature. Nonetheless, our theoretical results equally apply to other objects of interests including $\{q_{\alpha,i}\}_{i \in [n]}$ as we show in Section 5.

An estimator $\hat{\mu}$, which maps the observations \mathcal{Y} to \mathbb{R}^n , is evaluated under the quadratic loss function

$$l(\hat{\mu}, \mu) := \frac{1}{n} \sum_{i=1}^n [\hat{\mu}_i - \mu_i]^2. \quad (7)$$

Define the (integrated) risk

$$R_{G_0}(\hat{\mu}, \mu) := \mathbb{E}_{G_0}^{(\mu, \sigma)} \mathbb{E}_{(\mu, \sigma)}^{\mathcal{Y}} l(\hat{\mu}, \mu). \quad (8)$$

The independence across i together with the Rao-Blackwell Theorem⁸ imply the integrated risk is minimized, over all borel mappings of the data \mathcal{Y} to \mathbb{R}^n , by

$$\hat{\mu}_i^* = \mathbb{E}_{G_0}[\mu_i | y_i, s_i], \text{ where } \hat{\mu}^* := \underset{\hat{\mu}}{\operatorname{argmin}} R_{G_0}(\hat{\mu}, \mu) \quad (9)$$

and

$$y_i := \frac{1}{J} \sum_{j=1}^J y_{ij}, \quad s_i^2 := \frac{1}{J-1} \sum_{j=1}^J (y_{ij} - y_i)^2 \quad (10)$$

are the sufficient statistics for (μ_i, σ_i^2) . Note that similar statements also hold for the decision problems involving $\{\sigma_i\}_{i \in [n]}$ or $\{\sigma_i^2\}_{i \in [n]}$, and we denote their corresponding optimal estimators as $\hat{\sigma}^*$ and $\hat{\sigma}^{2*}$.

Finally, even though our interest in $\hat{\mu}^*$ stems from the decision problem (9), we note that there are other reasons why $\hat{\mu}^*$, and thus our proposed estimator, may be of interest. We provide one such setting where $\hat{\mu}^*$ is also essential. This is a decision problem where we wish to identify units with μ_i below a certain threshold c under an absolute loss function.

Lemma 3.1 (Identifying units below a fixed threshold). *Let c be a fixed constant and define*

$$l_d(\hat{\mu}, \mu, c) := \frac{1}{n} \sum_{i=1}^n \left(\{\hat{\mu}_i \leq c\} \{\mu_i > c\} + \{\hat{\mu}_i > c\} \{\mu_i \leq c\} \right) \cdot |\mu_i - c|, \quad (11)$$

and $R_{G_0, d}(\hat{\mu}, \mu, c) := \mathbb{E}_{G_0}^{(\mu, \sigma)} \mathbb{E}_{(\mu, \sigma)}^{\mathcal{Y}} l_d(\hat{\mu}, \mu, c)$. Then $\hat{\mu}^*$ solves the following problem:

$$\underset{\hat{\mu}}{\operatorname{argmin}} R_d(\hat{\mu}, \mu, c) \quad (12)$$

where the minimization is over all borel mappings of the data \mathcal{Y} to \mathbb{R}^n .

Similarly, \hat{q}_α^* minimizes $R_{G_0, d}(\hat{q}_\alpha, q_\alpha, c)$ over all borel mappings $\hat{q}_\alpha : \mathcal{Y} \mapsto \mathbb{R}^n$.

⁸See, e.g., Theorem 7.8 of Casella and Lehmann (1998).

Thus in the context of teacher value-added literature, $\hat{\mu}^*$ will be of interest when we wish to identify teachers with poor performance defined in terms of an absolute threshold, e.g., mean value-added below a certain fixed value, and where the cost of misidentification increases and is symmetric in terms of the absolute loss. This result is complementary to existing results, such as in Gu and Koenker (2023) that seek to identify units within a relative threshold (say bottom 10% of the population), or Kline, Rose, and Walters (2024) that focus on assigning ranks to units in the population under alternative loss functions.

4 Estimation

4.1 Characterizing Optimal Estimators

As a first step to studying feasible estimators, we prove a Tweedie-type characterization of the oracles.

Theorem 4.1 (Tweedie’s formula under unknown heteroskedasticity). *Suppose that $J > 3$. Then,*

$$\begin{aligned} (i) \quad \mathbb{E}_{G_0}[\mu \mid y, s] &= y + \frac{\mathbb{E}_{G_0}[\sigma^2 \mid y, s]}{J} \cdot \frac{\partial}{\partial y} \log f_{G_0}(y \mid s) + \frac{1}{J} \frac{\partial}{\partial y} \mathbb{E}_{G_0}[\sigma^2 \mid y, s], \\ (ii) \quad \mathbb{E}_{G_0}[\sigma^2 \mid y, s] &= k \cdot \int_{s^2}^{\infty} \left[\frac{s^2}{t} \right]^{k-1} \frac{f_{G_0}(t \mid y)}{f_{G_0}(s^2 \mid y)} dt, \\ (iii) \quad \mathbb{E}_{G_0}[\sigma \mid y, s] &= \frac{k}{\Gamma(0.5)} \cdot \int_{s^2}^{\infty} \frac{1}{\sqrt{k(t - s^2)}} \left[\frac{s^2}{t} \right]^{k-1} \frac{f_{G_0}(t \mid y)}{f_{G_0}(s^2 \mid y)} dt, \end{aligned}$$

where $\Gamma(\cdot)$ is the gamma function, $k := \frac{1}{2}(J - 1)$, (y, s^2) are the sufficient statistics for (μ, σ^2) , and $f_{G_0}(y, s^2)$ is the mixture density of (y, s^2) under G_0 .

Theorem 4.1 states that the posterior mean of the model parameters such as μ depend on G_0 only through the mixture density $f_{G_0}(y, s^2)$, which is a density of observables. The representation of $\mathbb{E}_{G_0}[\mu \mid y, s]$ looks similar to its counterpart under a model where σ^2 is known:

$$\mathbb{E}_{G_0}[\mu \mid y, \sigma] = y + \frac{\sigma^2}{J} \frac{\partial}{\partial y} \log f_{G_0}(y \mid \sigma). \quad (13)$$

In particular Theorem 4.1(i) tells us that relative to the case of known heteroskedasticity, the posterior mean of μ under unknown heteroskedasticity involves replacing the unknown σ with its posterior mean, and an additional Bayes correction term $\frac{1}{J} \frac{\partial}{\partial y} \mathbb{E}_{G_0}[\sigma^2 \mid y, s]$.

The characterization of $\mathbb{E}_{G_0}[\sigma \mid y, s]$ in Theorem 4.1 will be relevant in the estimation of teacher-specific quantiles (2), which in our model (4) takes a particularly simple form:

$$q_\alpha = \mu + \sigma \cdot \Phi^{-1}(\alpha), \quad (14)$$

where $\Phi(\cdot)$ is the standard normal CDF. In particular, the quantiles are linear functions of the mean μ and standard deviation σ . Theorem 4.1 then provides us with a Tweedie-type characterization of the optimal estimator of q_α ,

$$\hat{q}_\alpha^* := \underset{\hat{q}}{\operatorname{argmin}} R_{G_0}(\hat{q}, q_\alpha), \quad (15)$$

where the minimization is over all borel mappings of the observations \mathcal{Y} to \mathbb{R}^n .

Lemma 4.1 (Optimal Quantile Estimators). *Suppose $J > 3$ and take $\alpha \in (0, 1)$. Then,*

$$\hat{q}_{\alpha,i}^* = \mathbb{E}_{G_0}[\mu \mid y_i, s_i] + \mathbb{E}_{G_0}[\sigma \mid y_i, s_i] \cdot \Phi^{-1}(\alpha)$$

which depends on G_0 only through the density $f_{G_0}(y, s^2)$.

Theorem 4.1 and Lemma 4.1 will be used in the following sections to both propose and study the theoretical properties of feasible counterparts to the oracles.

Remark 4.1 (Proof Outline of Theorem 4.1). Efron (2011) provides a formula, originally due to Robbins (1956) for deriving expressions similar to Theorem 4.1 when the sampling model lies within the exponential family. The derivation essentially recognizes the posterior density as a member of the exponential family, and moments of the sufficient statistic(s) can then be obtained by repeatedly differentiating the cumulant generating function. A direct application of this for us would not work because the sufficient statistics of the posterior distribution $G_0(\mu, \sigma^2 \mid y, s^2)$ are $(\mu\sigma^{-2}, \sigma^{-2})$ and thus we obtain only the posterior means of these objects instead of (μ, σ, σ^2) .

Instead, we take a more direct route (see Appendix A.1) by differentiating under the integral and applying the law of iterated expectations to obtain the first expression, and the latter two expressions are obtained because by Cressie and Borkent (1986), the moment generating function (MGF) contains information on the fractional moments – and the posterior MGF of σ^{-2} is known in this case by following the strategy of Efron (2011) described above.

■

Remark 4.2 (Alternative Tweedie Expressions). An expression for $\mathbb{E}_{G_0}[\sigma^2 \mid s]$ – note the integrating out of y – is given in Proposition 3 of Gu and Koenker (2017b) credited to Robbins (1982), and is not in general equivalent to $\mathbb{E}_{G_0}[\sigma^2 \mid y, s]$ of Theorem 4.1. Similar expressions of optimal estimators for σ^2 under alternative loss functions are given in Kwon and Zhao (2023), which were then exploited for constructing empirical Bayes estimates of σ^2 . ■

4.2 Proposed Estimators

We first define truncated forms of the optimal estimators⁹ given in Theorem 4.1 and Lemma 4.1:

$$\begin{aligned}\hat{\mu}(y, s \mid G, \rho) &:= y + \frac{k}{J} \frac{1}{f(y, s^2) \vee \rho} \frac{\partial}{\partial y} \left\{ \int_{s^2}^{\infty} \left[\frac{s^2}{t} \right]^{k-1} f_G(y, t) dt \right\} \\ \text{and } \hat{\sigma}^2(y, s \mid G, \rho) &:= \frac{k}{f_G(y, s^2) \vee \rho} \cdot \int_{s^2}^{\infty} \left[\frac{s^2}{t} \right]^{k-1} f_G(y, t) dt \\ \text{and } \hat{\sigma}(y, s \mid G, \rho) &:= \frac{k}{f_G(y, s^2) \vee \rho} \cdot \int_{s^2}^{\infty} \frac{1}{\sqrt{k(t - s^2)}} \left[\frac{s^2}{t} \right]^{k-1} f_G(y, t) dt \\ \text{and } \hat{q}_\alpha(y, s \mid G, \rho) &:= \hat{\mu}(y, s \mid G, \rho) + \hat{\sigma}(y, s \mid G, \rho) \cdot \Phi^{-1}(\alpha).\end{aligned}\tag{16}$$

Note that when $G = G_0$ and $\rho = 0$, we recover $(\hat{\mu}^*, \hat{\sigma}^{2*}, \hat{\sigma}^*, \hat{q}_\alpha^*)$ respectively.

Remark 4.3 (Truncation). The truncation of the denominator with ρ is to stabilize the estimates because $f_{G_0}(y, s^2)$ may, in principle, be arbitrarily small. In the theory, we will prove regret convergence rates for $\rho \downarrow 0$ at a fast rate of n^{-1} , and thus we primarily view the truncation as a technical device. ■

In operationalizing the estimators, we replace the unknown f_{G_0} with a leave-one-out (approximate) nonparametric maximum likelihood estimator (NPMLE). That is, our estimator for μ_i is $\hat{\mu}(y_i, s_i \mid \hat{G}^{(i)}, \rho)$ where $\hat{G}^{(i)} \in \mathcal{G}$, the set of all bivariate distributions on $\mathbb{R} \times \mathbb{R}_{++}$, and

$$\prod_{j \neq i}^n f_{\hat{G}^{(i)}}(y_j, s_j^2) \geq \sup_{G \in \mathcal{G}} \prod_{j \neq i}^n f_G(y_j, s_j^2) - \eta_n \tag{17}$$

where $\eta_n \asymp \frac{1}{n}$. It is well-known by Lindsay (1983) that the exact NPMLE exists and takes the form of a discrete distribution with at most $n - 1$ support points.

⁹We use a slightly different representation of $\hat{\mu}^*$ that is more convenient for theoretical analysis – see second to last line of (A.2) in Appendix A for derivation.

We now explain our choice of a leave-one-out NPMLE $f_{\hat{G}^{(i)}}$ as opposed to a common NPMLE $f_{\hat{G}}$ that uses all observations \mathcal{Y} for all $i \in [n]$:

$$\prod_{i=1}^n f_{\hat{G}}(y_i, s_i^2) \geq \sup_{G \in \mathcal{G}} \prod_{i=1}^n f_G(y_i, s_i^2) - \eta_n. \quad (18)$$

For one, in terms of finite-sample performances, we show using numerical experiments in Section 7 that the leave-one-out $f_{\hat{G}^{(i)}}$ can often lead to a finite-sample improvement over $f_{\hat{G}}$, intuitively by reducing overfitting in small samples. In terms of the theoretical analysis, the leave-one-out estimator allows us to side-step the analysis of certain entropy bounds for the optimal estimators. This is convenient in analyzing the extended Tweedie's formula of Theorem 5.1 that is substantially more complex than in the case of homoskedasticity as in (13). This is especially so because we study the theoretical properties of estimators for multiple estimation objectives. Nonetheless, we have constructed the proofs in a modular fashion such that pieces of the proofs can be incorporated into a theoretical study of estimators using a common $f_{\hat{G}}$ if desired.

A potential shortcoming of the leave-one-out NPMLE is that the maximization problem has to be solved once for every $i \in [n]$, which may turn out to be computationally expensive for large n . We view this as a minor obstacle because, firstly, the leave-one-out NPMLE is directly parallelizable and this alone alleviates the associated time cost. Furthermore, as we do in the simulations and empirical application, one may first compute the full NPMLE $f_{\hat{G}}$ and use \hat{G} as the initial guess downstream for the subsequent leave-one-out estimates $f_{\hat{G}^{(i)}}$. Assuming that the maximum only changes slightly from leaving out each observation, as is observed in the simulations, the additional cost of the (parallelized) second step will be marginal.

Remark 4.4 (Implementation). The solution $f_{\hat{G}}$ is typically approximated in practice using a sieve MLE $f_{\hat{G}^{(k)}}$ for some order k where

$$\prod_{i=1}^n f_{\hat{G}^{(k)}}(y_i, s_i^2) \geq \sup_{G \in \mathcal{G}^{(k)}} \prod_{i=1}^n f_G(y_i, s_i^2). \quad (19)$$

and $\mathcal{G}^{(k)} \subset \mathcal{G}$ with each member of $\mathcal{G}^{(k)}$ having at most k support points. The corresponding leave-one-out sieve MLE estimators $f_{\hat{G}^{(i)(k)}}$ are analogously defined. ■

5 Theoretical Results

The set-up for our theoretical analysis is a triangular array, where the subscript n indicates the row of the array:

$$y_{n,ij} = \mu_{n,i} + \sigma_{n,i} \cdot \epsilon_{n,ij}, \quad \epsilon_{n,ij} \mid \mu_{n,i}, \sigma_{n,i} \sim_{\text{iid}} \mathcal{N}[0, 1] \quad (20)$$

for $j = 1, \dots, J$ and $(\mu_{n,i}, \sigma_{n,i}) \sim_{\text{iid}} G_{0,n}$ for $i = 1, \dots, n$.

In preparation for the main convergence result, we clarify certain notations and state the assumptions underlying the result. First, the notation $G(A \times B)$ for a bivariate distribution G and sets $A, B \subset \mathbb{R}$ denotes the probability that G places on the event $(\mu \in A, \sigma \in B)$. Second, $(\hat{\mu}, \hat{\sigma}, \hat{\sigma}^2, \hat{q}_\alpha)$ for the remainder of this section are taken to denote the estimator forms of (16) with G replaced by the leave-one-out estimator $\hat{G}^{(i)}$ and ρ by ρ_n , both more clearly explicated in Assumptions 2 and 3. Finally, the notation $X \lesssim Y$ means that there exists a constant C , possibly dependent on $(\gamma_1, \gamma_2, \underline{\sigma}, L)$ defined below, such that $X \leq CY$.

Assumption 1 (Class of Distributions). $G_{0,n}$ belongs to the class of distributions

$$\mathcal{G}_n := \{G : G([-L(\log n)^{\gamma_1}, L(\log n)^{\gamma_1}] \times [\underline{\sigma}, L(\log n)^{\gamma_2}]) = 1\} \quad (21)$$

where $(\gamma_1, \gamma_2, \underline{\sigma}, L)$ are positive constants.

Assumption 1 essentially requires that the support of $G_{0,n}$ grows at at most logarithmic rates, and can conceivably be relaxed to allow for sub-Gaussian tails, which would then accommodate distributions with potentially infinite support such as Gaussian mixtures for $\mu_{i,n}$ and Gamma mixtures (suitably truncated away from 0) for $\sigma_{i,n}^2$. What is crucial for our proofs however, is the lower-bound $\underline{\sigma}$ on the support of σ , which is used to guarantee sufficient smoothness of the mixture density $f_{G_{0,n}}$.

Assumption 2 (Support of Approximate NPMLE). For every i , $\hat{G}_n^{(i)}$ satisfies

$$\hat{G}_n^{(i)} \left(\left[\max_{i \leq n} |y_i|, \max_{i \leq n} |y_i| \right] \times \left[\underline{\sigma}, \max_{i \leq n} s_i \right] \right) = 1. \quad (22)$$

Assumption 2 requires that there exist approximate NPMLEs with supports that lie within the boundaries of the data. Note that it also requires knowledge of a lower bound $\underline{\sigma}$ on $\{\sigma_{n,i}\}_{i \in [n]}$. The final assumption is on the truncation parameter ρ_n .

Assumption 3 (Truncation Rate). *The truncation parameter $\rho_n \asymp \frac{1}{n}$.*

We now state the main theoretical result of the paper.

Theorem 5.1 (Regret Bounds). *Suppose that Assumptions 1–3 hold, and $J > 3$. Then*

$$\begin{aligned} R_{G_{0,n}}(\hat{\mu}, \mu) - R_{G_{0,n}}(\hat{\mu}^*, \mu) &\lesssim \frac{1}{n} \cdot (\log n)^{4\tilde{\gamma}_2 + 2\tilde{\gamma}_1 + 1 + \kappa_n} \\ R_{G_{0,n}}(\hat{\sigma}, \sigma) - R_{G_{0,n}}(\hat{\sigma}^*, \sigma) &\lesssim \frac{1}{n} \cdot (\log n)^{4\tilde{\gamma}_2 + \kappa_n} \\ R_{G_{0,n}}(\hat{\sigma}^2, \sigma^2) - R_{G_{0,n}}(\hat{\sigma}^{2*}, \sigma^2) &\lesssim \frac{1}{n} \cdot (\log n)^{4\tilde{\gamma}_2 + \kappa_n} \end{aligned}$$

where $\kappa_n := (\log n)^{4[\tilde{\gamma}_1 + \tilde{\gamma}_2] + 2}$, $\tilde{\gamma}_1 := \gamma_1 + \gamma_2 + \frac{1}{2}$ and $\tilde{\gamma}_2 := \gamma_2 + \frac{1}{2}$.

Remark 5.1 (Proof Outline). The proof of the theorem relies on several key ingredients. Take the estimation of $\{\mu_i\}_{i \in [n]}$ as an example. The choice of the leave-one-out NPMLE estimator, together with the i.i.d. assumption across i reduces the regret to

$$\mathbb{E}_{G_{0,n}}^{\mathcal{Y}^{(1)}} \mathbb{E}_{G_{0,n}, \mathcal{Y}^{(1)}}^{\mathcal{Y}_1} \left[\hat{\mu}(y_1, s_1^2 \mid \hat{G}_n^{(1)}, \rho_n) - \hat{\mu}(y_1, s_1^2 \mid G_{0,n}, 0) \right]^2 \quad (23)$$

Theorem 4.1 implies that (23) can be written as a function of $f_{\hat{G}_n^{(1)}}$ and $f_{G_{0,n}}$. We then provide a significant extension of Proposition 3 in Jiang and Zhang (2009) to the case of unknown heteroskedasticity, where (23) is further reduced to the expected Hellinger distance between $f_{\hat{G}_n^{(1)}}$ and the true $f_{G_{0,n}}$. This portion incurs logarithmic powers¹⁰ of $4\tilde{\gamma}_2 + 2\tilde{\gamma}_1 + 1$. The main difficulties in extending Jiang and Zhang (2009) to our setting are in relating the integrals present in $\hat{\sigma}^{2*}$ and $\hat{\sigma}^2$ to the Hellinger distance between the densities. We then provide an adaptation of Ghosal and van der Vaart (2001)'s Theorem 3.2 on convergence rates of maximum likelihood estimation of Gaussian location-scale mixtures¹¹ to our model (20), which are then used to deliver the convergence rates in Theorem 5.1. Because $f_{G_{0,n}}$ is a super-smooth density, we are able to achieve a fast convergence rate of $\frac{1}{n}$ up to logarithmic factors. This portion contributes the logarithmic power of κ_n . Finally, $\tilde{\gamma}_1$ and $\tilde{\gamma}_2$ appear in the bounds instead of γ_1 and γ_2 because we do not assume knowledge of γ_1 nor γ_2 and instead rely on Assumption 2 to restrict the support of the NPMLE. ■

Theorem 5.1 provides regret bounds for the estimation of $\{\mu_i\}_{i \in [n]}$, $\{\sigma_i\}_{i \in [n]}$ and $\{\sigma_i^2\}_{i \in [n]}$, which all converge at the parametric rate (up to logarithmic factors). This suggests that

¹⁰The estimation of $\{\mu_i\}_{i \in [n]}$ incurs additional logarithmic powers relative to $\{\sigma_i\}_{i \in [n]}$ and $\{\sigma_i^2\}_{i \in [n]}$ because of the additional differentiation term $\frac{\partial}{\partial y} f_{G_{0,n}}(y, s^2)$ present in $\hat{\mu}^*$.

¹¹The differences between our model and that of Ghosal and van der Vaart (2001) is that first, the support of σ is allowed to diverge and, second, that we observe multiple observations for each (μ, σ) . That is, $J > 1$ in our model whereas $J = 1$ in Ghosal and van der Vaart (2001).

the cost of taking a nonparametric approach will be small in finite-samples. In contrast, the benefits in terms of risk reduction can be large relative to assuming a particular parametric form for $G_{0,n}$, as documented in Gilraine, Gu, and McMillan (2020). Similar results are well-known in the cases of homoskedasticity or known heteroskedasticity, and Theorem 5.1 can thus be seen as an extension to the setting where the heteroskedasticity is unknown and has to be estimated.

Theorem 5.1 also extends ratio-optimality type results, originally established by Jiang and Zhang (2009) for homoskedastic models¹², to accommodate unknown heteroskedasticity and more general estimation objectives. For example, supposing

$$\frac{nR_{G_{0,n}}(\hat{\mu}^*, \mu)}{(\log n)^{4\tilde{\gamma}_2+1+2\tilde{\gamma}_1+\kappa_{1,n}}} \rightarrow \infty \quad (24)$$

such that the oracle risk is not too small, then Theorem 5.1 implies the following ratio-optimality result:

$$\frac{R_{G_{0,n}}(\hat{\mu}, \mu)}{R_{G_{0,n}}(\hat{\mu}^*, \mu)} \leq 1 + o(1). \quad (25)$$

Note that the concept of ratio-optimality, which targets the relative risk, is a much harder concept than the usual empirical Bayes optimality which only require that

$$R_{G_{0,n}}(\hat{\mu}, \mu) = R_{G_{0,n}}(\hat{\mu}^*, \mu) + o(1). \quad (26)$$

Finally recall that by Lemma 4.1, $\hat{q}_{\alpha,i}^*$ (i.e., the oracle estimator of $q_{\alpha,i}$) is a linear function of $\hat{\mu}_i^*$ and $\hat{\sigma}_i^*$. Theorem 5.1 therefore also provides bounds on the regret of using $\{\hat{q}_{\alpha,i}\}_{i \in [n]}$ to estimate $\{q_{\alpha,i}\}_{i \in [n]}$.

Lemma 5.1 (Regret Bounds for \hat{q}). *Suppose that Assumptions 1–3 hold, and $J > 3$. Then for any fixed $\alpha \in (0, 1)$*

$$R_{G_{0,n}}(\hat{q}_\alpha, q_\alpha) - R_{G_{0,n}}(\hat{q}_\alpha^*, q_\alpha) \lesssim \frac{1}{n} \cdot (\log n)^{4\tilde{\gamma}_2+1} (\log n)^{2\tilde{\gamma}_1+\kappa_n}.$$

¹²These results were similarly established by Brown and Greenshtein (2009) and Liu, Moon, and Schorfheide (2020) for f -modeling estimators.

6 Extensions

This section considers three extensions of the basic model (4), including to the literature on optimal forecasting in large- n short- T panels, and we focus on the estimation of $\{\mu_i\}_{i \in [n]}$ to keep the discussion succinct.

Heterogeneous Sample Sizes. The first extension consists of settings where the number of observations per unit, $J_i \in \mathbb{N}$, is heterogeneous and furthermore informative about the underlying parameters (μ_i, σ_i) . For instance, teachers have differing class sizes and a teacher with higher value-added μ_i may be systemically assigned smaller classes. Failure to take this into account will result in under- or over-estimation of $\{\mu_i\}_{i=1}^n$; see Chen (2024) for fuller arguments in the setting of estimating neighborhood effects under homoskedasticity or known heteroskedasticity. In this case, we augment the model to be

$$y_{ij} \mid \mu_i, \sigma_i, J_i \sim \mathcal{N}[\mu_i, \sigma_i^2] \quad (27)$$

for $j = 1, \dots, J_i$ and $(\mu_i, \sigma_i, J_i) \sim_{\text{iid}} H_0$ for $i = 1, \dots, n$, and modify the decision problem to

$$\check{\mu}^* := \underset{\check{\mu}}{\operatorname{argmin}} \mathbb{E}_{H_0}^{(\mu, \sigma)} \mathbb{E}_{(\mu, \sigma)}^{(\mathcal{Y}, \mathcal{J})} \frac{1}{n} \sum_{i=1}^n (\check{\mu} - \mu_i)^2 \quad (28)$$

where $\mathcal{J} := \{J_i\}_{i \in [n]}$ and the minimization is over all borel mappings of $(\mathcal{Y}, \mathcal{J})$ to \mathbb{R}^n . The oracle estimator $\check{\mu}^*$ takes a similar form as in Theorem 4.1 but with conditioning on J_i everywhere:

Lemma 6.1. *Under the model (27) where $(\mu_i, \sigma_i, J_i) \sim_{\text{iid}} H_0$ and $\mathbb{P}_{H_0}\{J_i > 3\} = 1$, we have*

$$\check{\mu}_i^* = y_i + \frac{\mathbb{E}_{H_0}[\sigma^2 \mid y_i, s_i, J_i]}{J_i} \frac{\partial}{\partial y} \log f_{H_0}(y_i, s_i^2 \mid J_i) + \frac{1}{J_i} \frac{\partial}{\partial y} \mathbb{E}_{H_0}[\sigma^2 \mid y_i, s_i, J_i]. \quad (29)$$

Thus, when the heterogeneity in the discrete J_i is limited such that there are sufficient observations for each value J , one may pool observations of teachers with identical (or similar) J_i to estimate the density $f_{H_0}(y, s \mid J_i = J)$ for each J . The fast regret convergence rates provided in Theorem 5.1 suggest that this can still work reasonably well in practice.

Informative Covariates. The discussion above applies equally to the empirically relevant setting where the researcher has access to covariate(s) $x_i \in \mathbb{R}^m$ that is potentially informative about the parameters (μ_i, σ_i) and that may help sharpen estimation. For instance in the teacher value-added literature, the years of experience of teacher i is likely to be positively

correlated with her value-added μ_i . In such settings, by suitably modifying the model and decision problem as above, we may once again show that the oracles depend only on the distribution of (μ_i, σ_i, x_i) through the conditional density $f(y, s^2 | x)$.

Dynamic Panel Forecasting. Consider the problem of constructing optimal forecasts for a large collection of short time series, taking the basic dynamic panel model studied in Liu, Moon, and Schorfheide (2020) as an example:

$$y_{it} = \rho \cdot y_{it-1} + \mu_i + \sigma \cdot \epsilon_{it}, \quad \epsilon_{it} | \mu_i, y_{i,0} \sim \mathcal{N}[0, 1], \quad (\mu_i, y_{i,0}) \sim G_0 \quad (30)$$

for $i = 1, \dots, n$ and $t = 1, \dots, T$. The motivating application is the stress testing of bank-holding companies as part of regulatory requirements, where the key step is being able to first reliably forecast bank balance-sheet variables under observed macroeconomic and financial conditions. Furthermore, as detailed in Liu, Moon, and Schorfheide (2020), frequent mergers in the banking industry and changes in regulatory environments post-2008 makes a large- n small- T framework suitable to this task. In such a model, the optimal one-step-ahead forecast is $\mathbb{E}_{G_0}[y_{it} | \mathcal{Y}_{i,t-1}] = \rho y_{it-1} + \mathbb{E}_{G_0}[\mu_i | \mathcal{Y}_{i,t-1}]$, where $\mathcal{Y}_{i,t-1}$ is the vector of observations up to time period $t-1$ associated with unit i . The conditional mean $\mathbb{E}_{G_0}[\mu_i | \mathcal{Y}_{i,t-1}]$ takes the form (13) with $f_{G_0}(y_i | \sigma)$ replaced by $f_{G_0}(y_i | \sigma, y_{i,0})$ where y_i is the sufficient statistic for μ_i , which reveals that the oracle forecasts' reliability hinges upon the homoskedasticity assumption, because σ^2 regulates the Bayes correction in estimating each and every μ_i .

Within this context, our model adds an additional layer of heterogeneity through the unit-level varying σ_i^2 :

$$y_{it} = \rho \cdot y_{it-1} + \mu_i + \sigma_i \cdot \epsilon_{it}, \quad \epsilon_{it} | \mu_i, \sigma_i, y_{i,0} \sim \mathcal{N}[0, 1], \quad (\mu_i, \sigma_i, y_{i,0}) \sim G_0 \quad (31)$$

for $i = 1, \dots, n$ and $t = 1, \dots, T$. Indeed it is reasonable to expect in such an application, that the heterogeneity in $\{\sigma_i^2\}_{i \in [n]}$ to be comparable or larger than is present within $\{\mu_i\}_{i \in [n]}$. As a result, the oracle forecasts that allow for unknown heteroskedasticity will likely have substantial improvements over those that impose homoskedasticity by allowing for unit-specific Bayes correction. In such a model, emulating the oracles again reduces to emulating $\mathbb{E}_{G_0}[\mu_i | \mathcal{Y}_{i,t-1}]$, which now takes the form in Theorem 4.1 with $f_{G_0}(y_i, s_i^2)$ replaced by $f_{G_0}(y_i, s_i^2 | y_{i,0})$ and s_i^2 is the sufficient statistic for σ_i^2 . If one is willing to accept independence between $y_{i,0}$ and (μ_i, σ_i^2) , then the theoretical results in Section 5 directly delivers fast regret¹³

¹³Regret that is relative to the oracle forecasts, i.e., that knows the distribution G_0 .

convergence rates of using feasible forecasts that plug in the leave-one-out NPMLE of the density of (μ_i, σ_i^2) . In the case of unrestricted dependence between $y_{i,0}$ and (μ_i, σ_i^2) , the proof and results developed here, leveraging on the expressions derived in Theorem 4.1, may be extended under e.g., suitable smoothness conditions on the density of $y_i, s_i^2 \mid y_{i,0}$.

7 Simulations

We now utilize numerical experiments to evaluate the finite-sample performance of the proposed estimators and alternative sets of estimators.

7.1 Estimators

In implementing the proposed estimators of Section 4.2, we adopt a leave-one-out $n^{1/2}$ -order sieve MLE $f_{\hat{G}^{(i)}(n^{1/2})}$ —see Remark 4.4. We call this set of estimators HET.

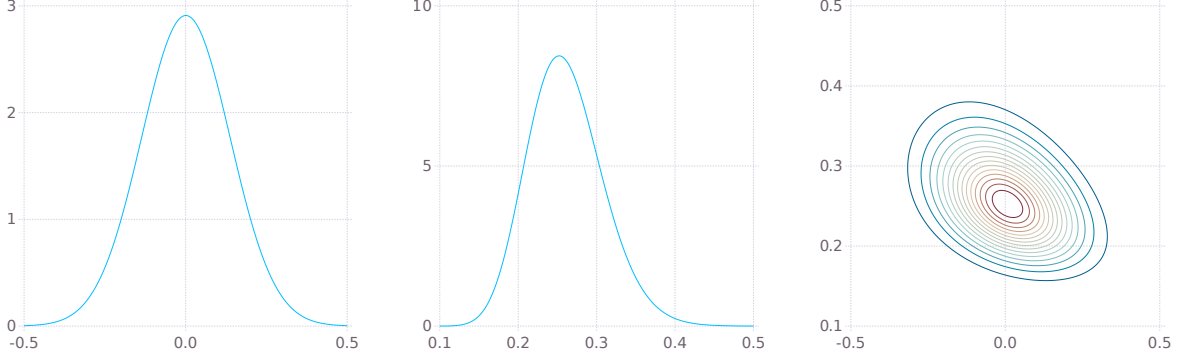
As alternatives, we include an additional set of estimators using the (full) sieve-MLE $f_{\hat{G}(n^{1/2})}$; again, see Remark 4.4. We call this HET_{full}. This is included to show the finite-sample improvements from the leave-one-out strategy within the context of nonparametric empirical Bayes estimation. We also include a homoskedastic version of HET, i.e., imposing homoskedasticity $\sigma_i^2 = \sigma^2$ and where σ^2 is estimated using $\frac{1}{n} \sum_{i=1}^n s_i^2$. We call this HOM. Finally the set of naive estimators, which uses (y_i, s_i^2) to directly estimate (μ_i, σ_i^2) and $y_i + \Phi^{-1}(\alpha) \cdot s_i$ to estimate $q_{i,\alpha}$, is also included and referenced as NAIVE.

7.2 Data Generating Process

The DGP for the simulations proceeds in two stages, where conditional on $\{(\mu_i, \sigma_i)\}_{i=1}^n$ the second stage generates observations y_{ij} according to model (4) with $J = 15$.

In the first stage, we adopt a relatively simple DGP and generate (μ_i, σ_i) by coupling

Figure 1: DGP Calibrated to Teacher Value-added Application



Notes: The DGP calibrated to fit the moments of the teacher value-added application. From the left to the right panel: the density of μ_i , the density of σ_i^2 , and finally the bivariate density of (μ_i, σ_i^2) with μ_i on the x -axis.

Gaussian and Gamma random variables¹⁴:

$$\begin{aligned} \begin{bmatrix} \xi_{i,1} \\ \xi_{i,2} \end{bmatrix} &\sim \mathcal{N} \left[\begin{bmatrix} 0 \\ 0 \end{bmatrix}, \begin{bmatrix} 1 & \rho \\ \rho & 1 \end{bmatrix} \right], \\ \mu_i &= \alpha + \nu^{1/2} \cdot \xi_{i,1}, \\ \sigma_i^2 &= F_{\gamma(\kappa, \lambda)}^{-1}(\Phi(\xi_{i,2})). \end{aligned} \quad (32)$$

Thus μ_i is a Gaussian variable with mean α and variance ν , whereas σ_i^2 is a Gamma variable with shape κ and scale λ . The parameter ρ controls the correlation between (μ_i, σ_i^2) . In the calibrated DGP, we set $(\alpha, \nu, \kappa, \lambda, \rho)$ such that the first five moments of (μ_i, σ_i^2) matches those estimated from the dataset of our teacher value-added application:

$$\mathbb{E}[\mu_i] = 0, \mathbb{V}[\mu_i] = 0.018, \mathbb{E}[\sigma_i^2] = 0.26, \mathbb{V}[\sigma_i^2] = 0.0023, \text{cor}(\mu_i, \sigma_i^2) = -0.38. \quad (33)$$

Figure 1 displays the marginal and joint densities of (μ_i, σ_i^2) under this calibration. We also perturb this calibrated DGP along a single dimension (e.g., changing $\mathbb{V}[\mu_i]$ while keeping the other four moments constant) and observe the performances of the estimators under each perturbation.

¹⁴ $\gamma(\kappa, \lambda)$ denotes the Gamma distribution with shape k and scale λ , and $F_{\gamma(\kappa, \lambda)}^{-1}(\cdot)$ denotes the quantile function of $\gamma(\kappa, \lambda)$. $\Phi(\cdot)$ denotes the standard normal CDF.

7.3 Results

7.3.1 Relative Regrets I

Table 1 displays¹⁵ the relative regrets involving the MSE loss $l(\cdot, \cdot)$ as defined in (7):

$$\frac{\hat{\mathbb{E}}[l(\hat{\mu}, \mu)] - \hat{\mathbb{E}}[l(\hat{\mu}^*, \mu)]}{\hat{\mathbb{E}}[l(\hat{\mu}^*, \mu)]} \quad \text{and} \quad \frac{\hat{\mathbb{E}}[l(\hat{q}_{0.1}, q_{0.1})] - \hat{\mathbb{E}}[l(\hat{q}_{0.1}^*, q_{0.1})]}{\hat{\mathbb{E}}[l(\hat{q}_{0.1}^*, q_{0.1})]} \quad (34)$$

for varying estimators $\hat{\mu}$ or $\hat{q}_{0.1}$ and DGPs, and where the expectation $\hat{\mathbb{E}}$ is taken across the simulation rounds. The 3rd column displays results for the calibrated DGP, whereas the DGP for the 4th column onward each perturb the calibrated DGP along one dimension. For example, the 4th column displays results for the DGP with the same moments as the calibrated DGP, except that now $\mathbb{V}[\sigma_i^2] = 0.018$ so that σ_i^2 is relatively heterogeneous. The 5th column displays results for the DGP with the same moments as calibrated DGP, except that now $\mathbb{V}[\mu_i] = 0.0023$ so that μ_i is relatively homogeneous. The top and bottom half of Table 1 displays the relative-regret when the estimation target is $\{\mu_i\}_{i \in [n]}$ and $\{q_{0.1,i}\}_{i \in [n]}$ respectively.

We first observe that the calibrated DGP is one where $\{\sigma_i^2\}_{i \in [n]}$ is relatively homogeneous as compared to $\{\mu_i\}_{i \in [n]}$. As a result, the HOM estimator applies a nearly optimal Bayes correction (see (i) of Theorem 4.1 and (13)) for the estimation of $\{\mu_i\}_{i \in [n]}$ and is competitive with HET in terms of relative regret. As we shall see later however, this similarity of HOM and HET in terms of average performance in MSE across units masks important differences between the two methodologies in terms of detecting units with low μ_i , an exercise of wide policy-relevance. Nonetheless, for large n in 3rd column, the relative regret of HET disappears whereas HOM still suffers a non-zero relative regret because of the (limited) heterogeneity in $\{\sigma_i^2\}_{i \in [n]}$.

Furthermore, when the estimation target shifts to $\{q_{0.1,i}\}_{i \in [n]}$, the performance of HOM deteriorates relative to HET. This is because σ_i^2 not only matters for the Bayes correction in estimating μ_i , but also directly as part of the estimation target: $q_{0.1,i} = \mu_i + \Phi^{-1}(0.1) \cdot \sigma_i$ where $\Phi^{-1}(0.1) = -1.28$. The suboptimality induced by HOM's homoskedasticity assumption turns out to be large in this case.

¹⁵Appendix C explores further numerical experiments, when the estimation objective is $\{\sigma_i\}_{i \in [n]}$ and $\{\sigma_i^2\}_{i \in [n]}$ instead.

Table 1: Relative Regrets For MSE Loss Function

n	Estimator	Calibrated DGP	$\mathbb{V}[\sigma_i^2] =$ 0.018	$\mathbb{V}[\mu_i] =$ 0.0023	$\text{cor}(\mu_i, \sigma_i^2)$ = -0.764
Estimation Target: $\{\mu_i\}_{i \in [n]}$					
100	HET	.19	.30	.35	.19
	HET _{full}	.19	.29	.51	.19
	HOM	.17	.34	.38	.22
	NAIVE	.98	1.2	7.8	1.1
200	HET	.11	.19	.26	.11
	HET _{full}	.11	.20	.36	.12
	HOM	.11	.26	.30	.18
	NAIVE	.97	1.19	7.8	1.1
4000	HET	.014	.024	.030	.012
	HET _{full}	.010	.023	.020	.0094
	HOM	.026	.15	.047	.088
	NAIVE	.96	1.1	7.8	1.0
10000	HET	.0069	.013	.016	.0065
	HET _{full}	.0044	.012	.0074	.0043
	HOM	.022	.14	.039	.083
	NAIVE	.95	1.1	7.8	1.0
Estimation Target: $\{q_{0.1,i}\}_{i \in [n]}$					
100	HET	.19	.26	.25	.18
	HET _{full}	.21	.23	.34	.19
	HOM	.21	1.4	.31	.26
	NAIVE	2.2	1.2	6.1	1.9
200	HET	.12	.087	.17	.11
	HET _{full}	.13	.086	.22	.12
	HOM	.17	1.3	.27	.24
	NAIVE	2.1	1.2	6.0	1.8
4000	HET	.015	.019	.019	.012
	HET _{full}	.012	.019	.014	.0097
	HOM	.11	1.3	0.19	.19
	NAIVE	2.1	1.5	5.9	1.8
10000	HET	.0076	.010	.01	.064
	HET _{full}	.0052	.010	.005	.0046
	HOM	.11	1.3	0.18	.19
	NAIVE	2.1	1.1	5.9	1.8

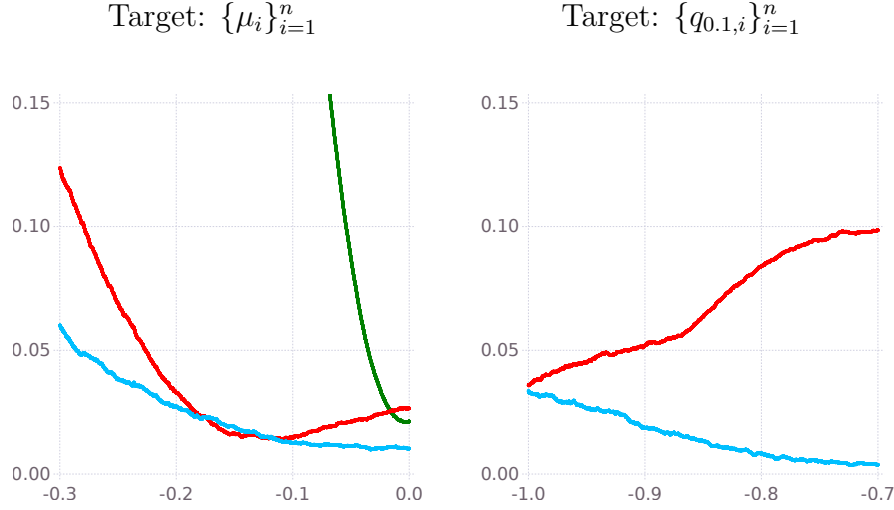
Notes: Calibrated DGP satisfies $\mathbb{E}[\mu] = 0$, $\mathbb{V}[\mu] = 0.018$, $\mathbb{E}[\sigma^2] = 0.26$, $\mathbb{V}[\sigma^2] = 0.0023$, and $\text{cor}(\mu, \sigma^2) = -0.38$.

The relative-regret differential between HET and HOM is also especially large in the case of heterogeneous $\{\sigma_i^2\}_{i \in [n]}$ (see 4th column) or strong dependence between μ_i and σ_i^2 (see 6th column). Recall that HOM, which assumes homogeneous $\sigma_i = \sigma$, implicitly assumes no dependence between (μ_i, σ_i) . When there is meaningful heterogeneity in $\{\sigma_i^2\}_{i \in [n]}$ and dependence between (μ_i, σ_i) , HOM is unable to take advantage of the information in s_i^2 regarding σ_i^2 to sharpen the estimation of μ_i and so incurs a larger relative regret. On the other hand, HET is fully capable of exploiting this information for estimating $\{\mu_i\}_{i \in [n]}$ and its relative regret remains similar from 3rd column to 4th or 6th columns.

The next observation is that as $\{\mu_i\}_{i \in [n]}$ becomes homogeneous (from 3rd to 5th column), the relative regrets of all estimators increase. This is because the oracle knows the distribution of the parameters and incurs a much smaller MSE in the case of homogeneous $\{\mu_i\}_{i \in [n]}$. The cost of estimating the distribution for the feasible estimators thus implies a higher regret relative to the oracle. Nonetheless, the fast convergence rates established in Section 5 imply that HET is able to achieve small relative regrets for realistic sample sizes.

Furthermore, it is within this setting (5th column), where the relative regrets of the estimators are large, that the finite-sample gains from the leave-one-out strategy is most substantial. The HET estimator improves on HET_{full} that does not apply the leave-one-out estimation by over 10 percentage points when the sample size is very small. The improvement fades away as n becomes large, because then the complexity of the model relative to the number of observations (represented by the order of the sieve, $n^{1/2}$), decreases and overfitting no longer becomes an issue for HET_{full} . We note however that if the order of the sieve were to be increased (e.g., to $n^{3/4}$ or even considering the actual NPMLE of sieve order n), the finite-sample improvements of HET relative to HET_{full} will be larger for the same sample sizes as in Table 1.

In sum, we conclude that HET dominates HOM and NAIVE for both targets $\{\mu_i\}_{i \in [n]}$ and $\{q_{0.1,i}\}_{i \in [n]}$ across all specifications and in particular even for very small sample sizes. Thus, there is little finite-sample cost to adopting HET in practice, and much to be gained in terms of the relative regrets especially when $\{\sigma_i^2\}_{i \in [n]}$ is heterogeneous or when there exists strong dependence between μ_i and σ_i^2 .

Figure 2: Relative Regrets For Detecting Low μ_i or $q_{0.1,i}$ 

Notes: The color coding is HET, HOM, and NAIVE respectively. The underlying DGP is the calibrated DGP, with $n = 4000$. The threshold value c is varied on the x -axis. The values $(-0.3, 0.0)$ and $(-1.0, -0.7)$ corresponds roughly to the $(0.02, 0.5)$ population quantiles of μ_i and $q_{0.1,i}$ respectively.

7.3.2 Relative Regrets II

Figure 2 displays the relative regrets involving the loss function $l_d(\cdot, \cdot, c)$ as defined in (11):

$$\frac{\hat{\mathbb{E}}[l_d(\hat{\mu}, \mu, c)] - \hat{\mathbb{E}}[l_d(\hat{\mu}^*, \mu, c)]}{\hat{\mathbb{E}}[l_d(\hat{\mu}^*, \mu, c)]} \quad \text{and} \quad \frac{\hat{\mathbb{E}}[l_d(\hat{q}_{0.1}, q_{0.1}, c)] - \hat{\mathbb{E}}[l_d(\hat{q}_{0.1}^*, q_{0.1}, c)]}{\hat{\mathbb{E}}[l_d(\hat{q}_{0.1}^*, q_{0.1}, c)]} \quad (35)$$

for the left and the right panels of the figure respectively. Intuitively, the loss functions underlies a decision problem of identifying units with μ_i or $q_{0.1,i}$ below a fixed threshold c , where the loss from each unit increases symmetrically in the magnitude of misidentification. The DGP utilized is the calibrated DGP with $n = 4000$, and the threshold value c is varied on the x -axis of Figure 2.

From the left panel, we observe that HET dominates HOM for almost all values of c . Furthermore, even though the heterogeneity in $\{\sigma_i^2\}_{i \in [n]}$ is limited under this DGP, the relative regret differential between HET and HOM widens considerably for small values of c . This is likely due to the negative dependence between μ_i and σ_i^2 : units with the smallest μ_i tend to have the largest σ_i^2 , and HOM, which assumes a common σ^2 for all units, will suffer the largest regret at detecting units with small μ_i because it is precisely at these regions that the homoskedasticity assumption is most misplaced.

Interestingly, the story seems to be reversed for detecting units with small $q_{i,0.1}$, in that the regret differential decreases for smaller values of c . It turns out that there is a happy coincidence for HOM in this case, specifically for small values of μ_i : the (negative) bias in the estimation of μ_i arising from the homoskedasticity assumption cancels out the (negative) bias in the estimation of σ_i^2 through the form of the quantile: $q_{0.1,i} = \mu_i - 1.28 \cdot \sigma_i$.¹⁶

Finally, the NAIVE methodology, which simply plugs in (y_i, s_i^2) for the unknown (μ_i, σ_i^2) , performs poorly at all values of c . In fact, it has relative regret that is uniformly above 0.15 in the right panel. This is because it identifies many units as having μ_i or $q_{0.1,i}$ below c , but the vast majority of these are likely due to noise in the sufficient statistics than a true reflection of the unit-specific parameters (μ_i, σ_i^2) .

8 Empirical Application

We conclude with an application of estimating teacher quality using a matched student-teacher dataset from the North Carolina Education Research Data Center.

8.1 Data

The dataset is a panel dataset on elementary school students from grades 3–5 in North Carolina. Each observation is linked to a (student, year, grade, subject) cell with covariates including student demographics information such as ethnicity, gender, economic status, etc. We follow Gilraine, Gu, and McMillan (2020) in restricting observations to students that are matched to teachers and have a lagged test score in the subject associated to that observation.

8.2 Estimation

To keep the analysis simple, we further restrict attention to observations from year 2019 and where the class size associated with each observation is between 14 to 22 students. This is to exclude special education classes and to abstract from potential effects of class size heterogeneity. Doing so leaves us with a total of 50,063 observations, each associated with

¹⁶To elaborate in detail: in this DGP the units with small μ_i tend to have larger σ_i , and so the homoskedasticity assumption falsely imputes small σ_i s to these units; thus HOM estimators of σ_i for these units will be too small. As a result of this, the Bayes correction for the estimation of μ_i is smaller than optimal and the HOM estimates of these μ_i will also be too small.

a unique student, and a total of $n = 2,841$ teachers in the sample. Table 2 displays the summary statistics for some of the covariates present in the restricted dataset.

Table 2: Summary Statistics of Restricted Dataset

Mean of Reading Score y_j^*	448.9
Std Dev of $y_j^* =: \text{std}(y_j^*)$	9.57
% White	48.4
% Black	24.6
% Hispanic	18.4
% Asian	3.2
% Economically Disadvantaged	48.0
% English Learner	7.7
# of Students	50,063
# of Teachers	2,841

Notes: Dataset is restricted to observations from year 2019, with class size between 14 to 22, based on reading tests, have lagged test score and a valid matched teacher identity.

We take a standard model of teacher value-added:

$$y_j^* = \mu_{i(j)} + x_j' \beta_0 + \sigma_{i(j)} \epsilon_j, \quad \epsilon_j \mid \mu_{i(j)}, \sigma_{i(j)}, x_j \sim \mathcal{N}[0, 1] \quad (36)$$

where y_j^* is student j 's 2019 reading test score, and $i(\cdot)$ is the matching function that returns student j 's teacher identity in 2019. The covariates x_j include student j 's 2018 reading test score, ethnicity, gender, family economic status, whether the student is an english language learner, and age. The test scores are standardized to have mean 0 and standard deviation 1 within each (year, grade) cell. The identification assumption is that conditional on the covariates, the student effect ϵ_j is independent of her matched teacher's profile $(\mu_{i(j)}, \sigma_{i(j)})$. We follow the literature in first running a regression that purges the covariates' effects¹⁷ which then leads to the model (4) posited in Section 3, written in terms of the matching function notation:

$$y_j = \mu_{i(j)} + \sigma_{i(j)} \epsilon_j, \quad \epsilon_j \mid \mu_{i(j)}, \sigma_{i(j)}, x_j \sim \mathcal{N}[0, 1] \quad (37)$$

for $j = 1, \dots, J_i$ and $i = 1, \dots, n$, where $J_i := |\{j : i(j) = i\}|$.

The difference with the standard model, such as in Gilraine, Gu, and McMillan (2020),

¹⁷That is, we estimate the common coefficients β_0 using within-teacher variation and move the consequent estimated covariates $x_j' \hat{\beta}$ to the left-hand side, defining $y_j := y_j^* - x_j' \hat{\beta}$. The estimates $\hat{\beta}$ are consistent for β_0 because the relevant sample size is n , which is large.

is that we allow for teacher-level heteroskedasticity. In a model where teachers differ in both μ_i and σ_i , there are multiple ways to define and measure teacher quality. For example, conditional on teachers having the same μ_i , whether a high σ_i is preferred depends on the policymaker's preferences. The most common way to measure a teacher's performance is by her mean value-added μ_i , which measures how the average student ($\epsilon_j = 0$) would have performed under each teacher. In what follows we also consider defining teacher performances by $q_{0.1,i}$, which measures how the 10th percentile student would have performed under each teacher. This implies we penalize teachers with high σ_i , because $q_{0.1,i} = \mu_i - 1.28 \cdot \sigma_i$.

8.3 Estimators

With the model (37) in hand, we construct the teacher-specific sufficient statistics

$$y_i = \frac{1}{J_i} \sum_{j:i(j)=i} y_j, \quad s_i^2 = \frac{1}{J_i-1} \sum_{j:i(j)=i} [y_j - y_i]^2 \quad (38)$$

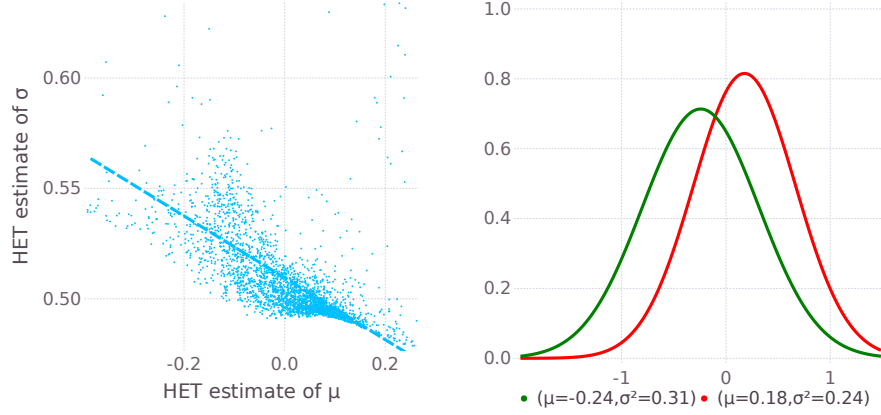
and estimate $(\mu_i, q_{0.1,i})$ using firstly the proposed set of estimators (called HET), secondly a modification of HET that assumes homoskedasticity (called HOM), and thirdly NAIVE that uses the teacher-specific sufficient statistics (y_i, s_i^2) directly; see Section 7.1 for more details. Note that we abstract from class size heterogeneity in the estimation which we justify by our sample restriction to a relatively narrow band of class sizes between 14 to 22 students.

8.4 Results

The main finding here is that teachers with small μ_i will also tend to have large σ_i , as is shown in the left panel of Figure 3 that plots the HET estimates of σ_i against those of μ_i . This implies differences in teacher quality is exacerbated, in that teachers who differ in how the average student performs under them (that is, μ_i) tend to differ even more in how the lower-percentile students will perform under them (e.g., $q_{0.1,i}$). To see this, the right panel of Figure 3 displays the test score distribution of (37) for two representative teacher profiles (μ, σ) constructed from the HET estimates; see the notes of Figure 3 for construction details. The negative correlation between μ_i and σ_i implies that while the two teachers' μ differ by 0.42 (i.e., 0.42 standard deviations of the raw test scores), their $q_{0.1}$ differ by 0.51, a 22% increase in difference.

We turn now to explore in detail the individual estimates for the two targets, $\{\mu_i\}_{i \in [n]}$ and $\{q_{0.1,i}\}_{i \in [n]}$, displayed in Figure 4. To give an orientation to the panels of this figure: the

Figure 3: Estimates from HET and Density Plots

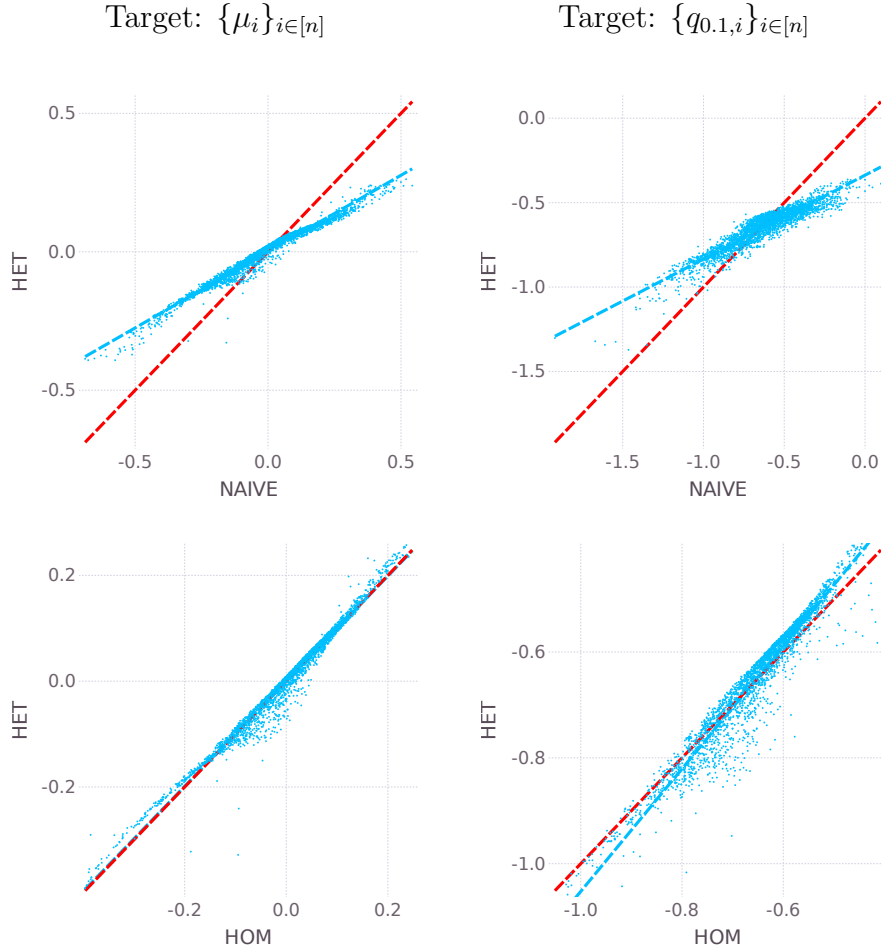


Notes: Blue line in the left panel is the line of best fit for the points, and has a slope of -0.14. For the right panel, the blue (red) curve displays the sampling density using the mean (μ, σ) for the bottom 5% (top 5%) of teachers. That is, we first sort teachers according to their $q_{0.1,i}$ HET estimates, then take the average of the HET estimates of (μ_i, σ_i) of teachers from the bottom 5%. This gives the blue density. Doing the same for the top 5% gives the red density.

top-left panel displays the scatter plot of the NAIVE estimate of μ_i against the HET estimate of the same μ_i , for every i . Now with reference to the first row which compares HET and NAIVE estimates, we see that there is substantial shrinkage from using HET for both targets. The shrinkage also appears to be non-linear, particularly for estimation of $\{\mu_i\}_{i \in [n]}$ which has less (more) shrinkage for smaller (larger) values of y_i . Turning to the second row of Figure 4, it appears from first sight that the estimates for $\{\mu_i\}_{i \in [n]}$ are very similar across the HET and HOM methodologies. There are however still systematic differences between the two, particularly so when we consider the estimation of $\{q_{0.1,i}\}_{i \in [n]}$. The estimates from HET are more spread out compared to those from HOM, because HET allows for heterogeneity in σ_i whereas HOM does not. Furthermore, it appears from the best-fit line that HOM generally overpredicts and underpredicts $q_{0.1,i}$ relative to HET near the left and right end points respectively. This may be explained by the fact that a small μ_i is associated with a large σ_i , which HOM does not take into account and thus spuriously compresses the estimates of $\{q_{0.1,i}\}_{i \in [n]}$.

Finally, recall by Lemma 3.1 that the oracle $\hat{\mu}^*$ (or $\hat{q}_{0.1}^*$) is also optimal for the problem of detecting teachers with μ_i (or $q_{0.1,i}$) below a fixed threshold. We thus explore the various methodologies in the context of this problem, again according to the two cases where teacher quality is measured by $\{\mu_i\}_{i \in [n]}$ and by $\{q_{0.1,i}\}_{i \in [n]}$. The left (and right) panel of Figure 5 plots, by methodology, the number of teachers whose estimates of μ_i (and $q_{\alpha,i}$) are flagged as

Figure 4: Estimates from Differing Methodologies of Differing Targets

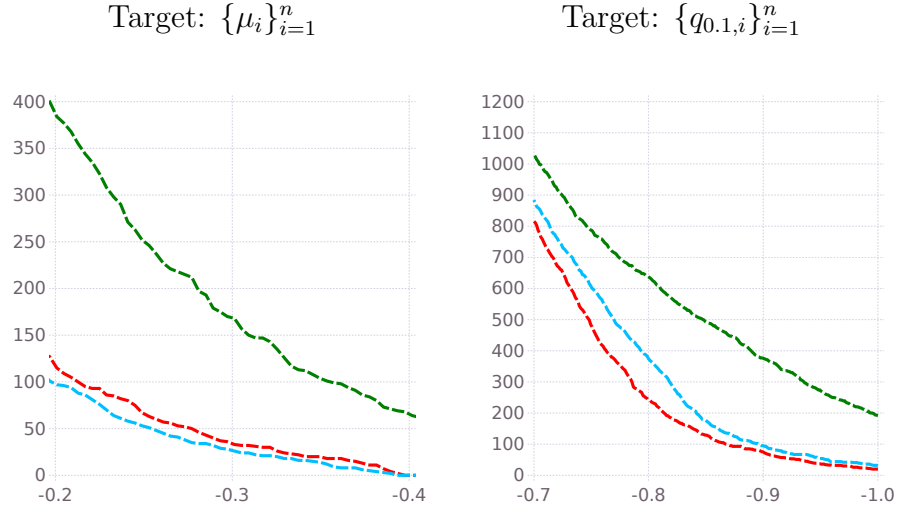


Notes: Red lines are 45-degree lines, and blue lines are the best fit lines of the points in each panel. The slopes of the blue lines are (0.56, 0.54, 0.99, 1.16) respectively, clockwise from the top left panel.

being less than the threshold value which is varied on the x -axis. Unsurprisingly, NAIVE flags the greatest number of teachers for every threshold value. It is likely that most of these were flagged because of the large variability of the estimates (y_i, s_i^2) rather than a true reflection of the value-added μ_i .

Another notable feature from the left panel of Figure 5 is that HOM flags more teachers than HET for almost all threshold values. For instance, it flags out 25 more teachers than HET for the threshold value of -0.24 , or an increase of 40% in relative terms. As we have seen from Figure 3, teachers with smaller μ_i tend to have larger σ_i . The HOM methodology, which assumes $\sigma_i = \sigma$ for all i , applies a less-than-optimal Bayes correction (relative to the oracle) for this set of teachers and the additional variability in the HOM estimates results in

Figure 5: Detecting Teachers Below Fixed Threshold



Notes: The color coding is HET, HOM, and NAIVE respectively.

more teachers being flagged. On the contrary, HET allows for heterogeneous variances and dependence within (μ_i, σ_i) and therefore does not suffer from this problem. This difference may also be seen from the bottom-left panel of Figure 4, where HOM underpredicts relative to HET in the left tail.

On the right panel where teacher quality is defined in terms of $\{q_{0.1,i}\}_{i \in [n]}$, HOM now flags significantly fewer teachers than HET for every threshold value. This is again due to the same combination of HOM imposing a common σ for all teachers and the negative correlation within (μ_i, σ_i) , albeit through a different channel. Recall that $q_{0.1,i} = \mu_i - 1.28\sigma_i$. As a result, HOM understates how poorly the 10th-percentile students will do under teachers with smaller μ_i whereas HET, which incorporates the negative correlation in (μ_i, σ_i) , does not. In absolute terms, the implications of both methodologies are very different. The HOM methodology generally flags about 100 fewer teachers than does HET as a result of its a-priori homoskedasticity restriction – a restriction that Figure 3 suggests to be misguided.

9 Conclusion

This paper contributes to the growing empirical Bayes (EB) literature by proposing non-parametric EB estimators with regret bounds of the order $\frac{1}{n}(\log n)^\kappa$. The upshot is that nonparametric EB methods come at little cost in typical sample sizes and in fact with much

benefits in terms of risk reduction. Importantly, these results are developed within a framework that features unknown heteroskedasticity. Allowing for this feature is essential for two reasons: firstly, in the estimation of the commonly targeted mean parameters by applying the optimal level of unit-specific Bayes correction. This is important within many microeconomics applications and extends to other areas such as the literature on optimal forecasting for a large collection of short time series. Unknown heteroskedasticity is also essential for comparing units along richer dimensions of heterogeneity, such as the performances of lower-percentile students under each teacher. These (i.e., unit-specific quantiles) we have argued are also relevant in other areas of literature such as in the estimation of neighborhood effects. We demonstrated how the estimation objective and methodology fit together in an empirical application using a matched dataset on North Carolina elementary school students and teachers. Our results suggest that the detection of low-performing teachers – a typical exercise with high-stakes consequences – is sensitive to the estimator choice regardless of how teacher quality is defined. In particular, using nonparametric EB estimators that allow for dependence among the teacher-specific parameters is crucial for delivering optimal estimates of teacher quality and detecting low-performing teachers.

References

- BANERJEE, T., L. J. FU, G. M. JAMES, G. MUKHERJEE, AND W. SUN (2023): “Nonparametric Empirical Bayes Estimation on Heterogeneous Data,” .
- BOUCHERON, S., G. LUGOSI, AND P. MASSART (2013): *Concentration Inequalities: A Nonasymptotic Theory of Independence*. Oxford University Press.
- BROWN, L. D., AND E. GREENSHTEIN (2009): “Nonparametric Empirical Bayes and Compound Decision Approaches to Estimation of a High-Dimensional Vector of Normal Means,” *The Annals of Statistics*, 37(4).
- CASELLA, G., AND E. LEHMANN (1998): *Theory of Point Estimation*, Springer Texts in Statistics. Springer-Verlag, New York.
- CHEN, J. (2024): “Empirical Bayes When Estimation Precision Predicts Parameters,” .
- CHETTY, R., J. N. FRIEDMAN, AND J. E. ROCKOFF (2014): “Measuring the Impacts of Teachers I: Evaluating Bias in Teacher Value-Added Estimates,” *American Economic Review*, 104(9), 2593–2632.

- CHETTY, R., AND N. HENDREN (2018): “The Impacts of Neighborhoods on Intergenerational Mobility II: County-Level Estimates*,” *The Quarterly Journal of Economics*, 133(3), 1163–1228.
- CRESSIE, N., AND M. BORKENT (1986): “The Moment Generating Function Has Its Moments,” *Journal of Statistical Planning and Inference*, 13(2), 337–344.
- EFRON, B. (2011): “Tweedie’s Formula and Selection Bias,” *Journal of the American Statistical Association*, 106(496), 1602–1614.
- EFRON, B., AND C. MORRIS (1973): “Stein’s Estimation Rule and Its Competitors—An Empirical Bayes Approach,” *Journal of the American Statistical Association*, 68(341), 117.
- FAN, J. (1991): “On the Optimal Rates of Convergence for Nonparametric Deconvolution Problems,” *The Annals of Statistics*, 19(3).
- FINKELSTEIN, A., M. GENTZKOW, AND H. WILLIAMS (2016): “Sources of Geographic Variation in Health Care: Evidence From Patient Migration*,” *The Quarterly Journal of Economics*, 131(4), 1681–1726.
- GHOSAL, S., AND A. W. VAN DER VAART (2001): “Entropies and Rates of Convergence for Maximum Likelihood and Bayes Estimation for Mixtures of Normal Densities,” *The Annals of Statistics*, 29(5), 1233–1263.
- GILRAINE, M., J. GU, AND R. MCMILLAN (2020): “A New Method for Estimating Teacher Value-Added,” Discussion paper, National Bureau of Economic Research, Cambridge, MA.
- GU, J., AND R. KOENKER (2017a): “Empirical Bayesball Remixed: Empirical Bayes Methods for Longitudinal Data,” *Journal of Applied Econometrics*, 32(3), 575–599.
- (2017b): “Unobserved Heterogeneity in Income Dynamics: An Empirical Bayes Perspective,” *Journal of Business and Economic Statistics*, 35(1), 1–16.
- (2023): “Invidious Comparisons: Ranking and Selection as Compound Decisions,” *Econometrica*, 91(1), 1–41.
- JIANG, W. (2020): “On General Maximum Likelihood Empirical Bayes Estimation of Heteroscedastic IID Normal Means,” *Electronic Journal of Statistics*, 14(1).

- JIANG, W., AND C.-H. ZHANG (2009): “General Maximum Likelihood Empirical Bayes Estimation of Normal Means,” *The Annals of Statistics*, 37(4).
- KLINE, P., E. K. ROSE, AND C. R. WALTERS (2024): “A Discrimination Report Card,” *American Economic Review*, 114(8), 2472–2525.
- KWON, S. (2023): “Optimal Shrinkage Estimation of Fixed Effects in Linear Panel Data Models,” .
- KWON, Y., AND Z. ZHAO (2023): “On F -Modelling-Based Empirical Bayes Estimation of Variances,” *Biometrika*, 110(1), 69–81.
- LINDSAY, B. G. (1983): “The Geometry of Mixture Likelihoods: A General Theory,” *The Annals of Statistics*, 11(1).
- LIU, L., H. R. MOON, AND F. SCHORFHEIDE (2020): “Forecasting With Dynamic Panel Data Models,” *Econometrica*, 88(1), 171–201.
- ROBBINS, H. (1956): “An Empirical Bayes Approach to Statistics,” in *Proceedings of the Third Berkeley Symposium on Mathematical Statistics and Probability*. University of California Press, Berkeley and Los Angeles.
- (1982): “Estimating Many Variances,” in *Statistical Decision Theory and Related Topics III*, pp. 251–261. Elsevier.
- WONG, W. H., AND X. SHEN (1995): “Probability Inequalities for Likelihood Ratios and Convergence Rates of Sieve MLES,” *The Annals of Statistics*, 23(2), 339–362.
- XIE, X., S. C. KOU, AND L. D. BROWN (2012): “SURE Estimates for a Heteroscedastic Hierarchical Model,” *Journal of the American Statistical Association*, 107(500), 1465–1479.

Appendix: Large-scale estimation under Unknown Heteroskedasticity

Sheng Chao Ho

A Proofs for Sections 3 and 4

A.1 Proof of Theorem 4.1

Proof of Theorem 4.1. We provide the proof of Theorem 4.1(i) in two parts. The first part, which takes σ as known, is similar to the proof of the homoskedastic Tweedie's formula as in Liu, Moon, and Schorfheide (2020). The second part then integrates out the unknown σ using the law of iterated expectations. We will exploit the conditional independence $y \perp\!\!\!\perp s \mid \mu, \sigma$ throughout, which is a consequence of the Gaussianity assumption (4).

Let us first take σ as known. Further let $p(\cdot)$ denote a probability density of a random variable, with the identity of the random variable inferred from the argument. Let “ $A \implies B$ ” mean statement A implies statement B . Then since $\int p(\mu \mid y, s^2, \sigma^2) d\mu = 1$,

$$\begin{aligned}
& \frac{\partial}{\partial y} \int p(\mu \mid y, s^2, \sigma^2) d\mu = 0 \\
& \implies \int \frac{\partial}{\partial y} \left\{ p(y, s^2 \mid \mu, \sigma^2) \frac{p(\mu, \sigma^2)}{p(y, s^2, \sigma^2)} \right\} d\mu = 0 \\
& \implies (1) \int \frac{\partial}{\partial y} \left\{ p(y \mid \mu, \sigma^2) p(s^2 \mid \mu, \sigma^2) \frac{p(\mu, \sigma^2)}{p(y, s^2, \sigma^2)} \right\} d\mu = 0 \\
& \implies \int \frac{\partial}{\partial y} \left\{ p(y \mid \mu, \sigma^2) p(s^2 \mid \mu, \sigma^2) \frac{p(\mu, \sigma^2)}{p(y, s^2, \sigma^2)} \right\} d\mu = 0 \\
& \implies \int -\frac{y - \mu}{\sigma^{J-1}} p(\mu \mid y, s^2, \sigma^2) - p(y \mid \mu, \sigma^2) p(s^2 \mid \mu, \sigma^2) \frac{p(\mu, \sigma^2) \frac{\partial p(y, s^2, \sigma^2)}{\partial y}}{p^2(y, s^2, \sigma^2)} d\mu = 0 \\
& \implies (2) \int -\frac{y - \mu}{\sigma^{J-1}} p(\mu \mid y, s^2, \sigma^2) - p(\mu \mid y, s^2, \sigma^2) \frac{\frac{\partial p(y, s^2, \sigma^2)}{\partial y}}{p(y, s^2, \sigma^2)} d\mu = 0 \\
& \implies \mathbb{E}_G[\mu \mid y, s, \sigma] = y + \frac{\sigma^2}{J} \cdot \frac{1}{p(y, s^2 \mid \sigma^2)} \cdot \frac{\partial p(y, s^2 \mid \sigma^2)}{\partial y} \tag{A.1}
\end{aligned}$$

where $\implies (1), (2)$ follow by $y \perp\!\!\!\perp s^2 \mid \mu, \sigma$ such that $p(y, s^2 \mid \mu, \sigma^2) = p(y \mid \mu, \sigma^2) p(s^2 \mid \mu, \sigma^2)$.

We then apply the law of iterated expectations to integrate out σ^2 :

$$\begin{aligned}
\mathbb{E}_G[\mu \mid y, s] &= \mathbb{E}_G \{ \mathbb{E}_G[\mu \mid y, s, \sigma] \mid y, s \} \\
&= y + \frac{1}{J} \mathbb{E}_G \left[\sigma^2 \cdot \frac{1}{p(y, s^2 \mid \sigma^2)} \cdot \frac{\partial p(y, s^2 \mid \sigma^2)}{\partial y} \mid y, s \right] \\
&= y + \frac{1}{J} \int \left[\sigma^2 \cdot \frac{1}{p(y, s^2 \mid \sigma^2)} \cdot \frac{\partial p(y, s^2 \mid \sigma^2)}{\partial y} \right] p(\sigma^2 \mid y, s^2) d\sigma^2 \\
&= y + \frac{1}{J} \int \left[\sigma^2 \cdot \frac{1}{p(y, s^2, \sigma^2)} \cdot \frac{\partial p(y, s^2, \sigma^2)}{\partial y} \right] \frac{p(y, s^2, \sigma^2)}{p(y, s^2)} d\sigma^2 \\
&= y + \frac{1}{J} \cdot \frac{1}{p(y, s^2)} \int \sigma^2 \cdot \frac{\partial p(y, s^2, \sigma^2)}{\partial y} d\sigma^2 \\
&= {}_{(1)}y + \frac{1}{J} \cdot \frac{1}{p(y, s^2)} \frac{\partial}{\partial y} \left\{ \int \sigma^2 \cdot p(y, s^2, \sigma^2) d\sigma^2 \right\} \\
&= y + \frac{1}{J} \cdot \frac{1}{p(y, s^2)} \frac{\partial}{\partial y} \left\{ \int \sigma^2 \cdot p(\sigma^2 \mid y, s^2) p(y, s^2) d\sigma^2 \right\} \\
&= y + \frac{1}{J} \cdot \frac{1}{p(y, s^2)} \frac{\partial}{\partial y} \{ p(y, s^2) \mathbb{E}_G[\sigma^2 \mid y, s] \} \\
&= {}_{(2)}y + \frac{\mathbb{E}_G[\sigma^2 \mid y, s]}{J} \cdot \frac{\partial}{\partial y} \log p(y \mid s) + \frac{1}{J} \frac{\partial}{\partial y} \mathbb{E}_G[\sigma^2 \mid y, s] \tag{A.2}
\end{aligned}$$

where $=_{(1)}$ interchanged the order of integration and differentiation, and $=_{(2)}$ is an application of the product rule.

We will next prove Theorem 4.1(ii) and (iii), which again proceeds in two parts. The first which we separately provide in Lemma A.1, involves deriving the posterior moment generating function (MGF) of $\tau := \sigma^{-2}$ and the proof follows Banerjee, Fu, James, Mukherjee, and Sun (2023). The second involves an application of Proposition 6 of Cressie and Borkent (1986) to the posterior MGF of τ , which allows us to recover the negative moments of τ (that is, moments of σ and σ^2) from its MGF. The application of Proposition 6 of Cressie and Borkent (1986) requires us to verify the following two integrability statements, which we do below:

$$\int_0^\infty M_{\tau|y,s}(-t) dt < \infty \quad \text{and} \quad \int_0^\infty \left[\frac{1}{t} \right]^{1/2} M_{\tau|y,s}(-t) dt < \infty. \tag{A.3}$$

The first integrability condition is direct since

$$\begin{aligned}
\int_0^\infty M_{\tau|y,s}(-t)dt &= {}_{(1)}\frac{[s^2]^{k-1}}{p(y, s^2)} \int_0^\infty \left[\frac{1}{s^2 + tk^{-1}} \right]^{k-1} p(y, s^2 + tk^{-1})dt \\
&\leq \frac{[s^2]^{k-1}}{p(y, s^2)} \left[\frac{1}{s^2} \right]^{k-1} \int_0^\infty p(y, s^2 + tk^{-1})dt \\
&\leq \frac{1}{p(y, s^2)} p(y) \\
&< \infty
\end{aligned} \tag{A.4}$$

where $=_{(1)}$ follows by Lemma A.1.

The second integrability condition is more tedious but follows as

$$\begin{aligned}
&\int_0^\infty M_{\tau|y,s}(-t)dt \\
&= {}_{(1)}\frac{[s^2]^{k-1}}{p(y, s^2)} \int_0^\infty \frac{1}{t^{1/2}} \left[\frac{1}{s^2 + tk^{-1}} \right]^{k-1} p(y, s^2 + tk^{-1})dt \\
&\lesssim \int_0^\infty \frac{1}{t^{1/2}} \left[\frac{1}{s^2 + tk^{-1}} \right]^{k-1} p(y, s^2 + tk^{-1})dt \\
&= \int_0^\infty \frac{1}{t^{1/2}} \left[\frac{1}{s^2 + tk^{-1}} \right]^{k-1} \int \phi(y | \mu, \sigma) \gamma(s^2 + tk^{-1} | \sigma) dG(\mu, \sigma) dt \\
&\leq {}_{(2)} \int_0^\infty \frac{1}{t^{1/2}} \left[\frac{1}{s^2 + tk^{-1}} \right]^{k-1} \int \frac{1}{\pi \sigma} \frac{k^k}{\sigma^{2k}} [s^2 + tk^{-1}]^{k-1} \exp\left(-\frac{ks^2 + tk^{-1}}{\sigma^2}\right) dG(\mu, \sigma) dt \\
&\lesssim \int_0^\infty \frac{1}{t^{1/2}} \left[\frac{1}{s^2 + tk^{-1}} \right]^{k-1} \int \frac{1}{\sigma^{2k+1}} \exp\left(-\frac{ks^2}{\sigma^2}\right) dG(\mu, \sigma) dt \\
&\lesssim {}_{(3)} \int_0^\infty \int dG(\mu, \sigma) \frac{1}{t^{1/2}} \left[\frac{1}{s^2 + tk^{-1}} \right]^{k-1} dt \\
&= \int_0^\infty \frac{1}{t^{1/2}} \left[\frac{1}{s^2 + tk^{-1}} \right]^{k-1} dt \\
&\leq \left[\frac{1}{s^2} \right]^{k-1} \int_0^1 \frac{1}{t^{1/2}} dt + \int_1^\infty \left[\frac{1}{s^2 + tk^{-1}} \right]^{k-1} dt \\
&< \infty
\end{aligned} \tag{A.5}$$

where $=_{(1)}$ follows by Lemma A.1, $\leq_{(2)}$ follows by substituting the expressions for the sampling densities, and $\lesssim_{(3)}$ follows because the function

$$z(\sigma) := \frac{1}{\sigma^{2k+1}} \exp\left(-\frac{ks^2}{\sigma^2}\right) \tag{A.6}$$

is continuous over $(0, \infty)$, tends to 0 as $\sigma \downarrow 0$ and as $\sigma \uparrow \infty$ and is therefore uniformly bounded by some constant. \square

Lemma A.1 (Posterior MGF of σ^{-2}). *Suppose $J > 3$ and define $\tau := \sigma^{-2}$. Then*

$$M_{\tau|y,s}(t) = \left[\frac{s^2}{s^2 - tk^{-1}} \right]^{k-1} \frac{p(y, s^2 - tk^{-1})}{p(y, s^2)}. \quad (\text{A.7})$$

Proof of Lemma A.1. The proof follows closely Proposition 2 of Banerjee, Fu, James, Mukherjee, and Sun (2023). Again, let $p(\cdot)$ denote a probability density of a random variable, with the identity of the random variable obvious from the argument. Note that Bayes' rule gives

$$\begin{aligned} p(\mu, \tau \mid y, s^2) &= \frac{p(y, s^2 \mid \mu, \tau)}{p(y, s^2)} p(\mu, \tau) \\ &= \frac{p(y \mid \mu, \tau) p(s^2 \mid \mu, \tau)}{p(y, s^2)} \\ &\propto \exp \left\{ -\frac{1}{2} \tau J (y - \mu)^2 \right\} \exp \left\{ -k \tau s^2 + (k-1) \log s^2 \right\} \frac{1}{p(y, s^2)} \\ &\propto \exp \left\{ Jy \cdot \tau \mu - \frac{1}{2} (Jy^2 + 2ks^2) \cdot \tau + (k-1) \log s^2 - \log p(y, s^2) \right\} \\ &= \exp \{ \langle \boldsymbol{\eta}_i, [\tau \mu, \tau]' \rangle - A(\boldsymbol{\eta}) \} \end{aligned} \quad (\text{A.8})$$

where

$$\begin{aligned} \boldsymbol{\eta} &:= [\boldsymbol{\eta}_1, \boldsymbol{\eta}_2]' := \left[Ty, -\frac{1}{2} (Jy^2 + 2ks^2) \right]', \\ A(\boldsymbol{\eta}) &:= - (k-1) \log \left[-\frac{\boldsymbol{\eta}_2 + (2J)^{-1} \boldsymbol{\eta}_1^2}{k} \right] + \log f \left(\frac{\boldsymbol{\eta}_1}{J}, -\frac{\boldsymbol{\eta}_2 + (2J)^{-1} \boldsymbol{\eta}_1^2}{k} \right) \\ &= - (k-1) \log [s^2] + \log p(y, s^2). \end{aligned} \quad (\text{A.9})$$

Therefore, $p(\mu, \tau \mid y, s^2)$ is a member of the exponential family with sufficient statistics $(\tau \mu, \tau)$. This then identifies the posterior moment generating function of the sufficient statistic as

$$M_{(\tau \mu, \tau)|y,s}(\mathbf{t}) = \exp \{ A(\boldsymbol{\eta} + \mathbf{t}) - A(\boldsymbol{\eta}) \} \quad (\text{A.10})$$

for $\mathbf{t} \in \mathbb{R}^2$, and the marginal posterior moment generating function of τ is then

$$M_{\tau|y,s}(t) = \exp \{ A(\boldsymbol{\eta}_i + [0, t]') - A(\boldsymbol{\eta}) \} \quad (\text{A.11})$$

for $t \in \mathbb{R}$. Substituting out $(\boldsymbol{\eta}_1, \boldsymbol{\eta}_2)$ for (y, s^2) and a little more algebraic manipulation will yield us the expression in the lemma. \square

A.2 Proofs of Lemmas 3.1, 4.1, and 6.1

Proof of Lemma 3.1. Define $d_i := \{\hat{\mu}_i \leq c\}$ for a generic estimator $\hat{\mu} : \mathcal{Y} \mapsto \mathbb{R}^n$. Note that

$$|\mu_i - c| (\{\mu_i > c\} - \{\mu_i \leq c\}) \cdot d_i = (\mu_i - c) \cdot d_i \quad (\text{A.12})$$

so that

$$\begin{aligned} & \underset{\hat{\mu}}{\operatorname{argmin}} \mathbb{E}_{G_0}^{(\mu, \sigma)} \mathbb{E}_{(\mu, \sigma)}^{\mathcal{Y}} \frac{1}{n} \sum_{i=1}^n [|\mu_i - c| \cdot (d_i \{\mu_i > c\} + (1 - d_i) \{\mu_i < c\})] \\ &= \underset{\hat{\mu}}{\operatorname{argmin}} \mathbb{E}_{G_0}^{(\mu, \sigma)} \mathbb{E}_{(\mu, \sigma)}^{\mathcal{Y}} \frac{1}{n} \sum_{i=1}^n [(\mu_i - c) \cdot d_i] \\ &= \underset{\hat{\mu}}{\operatorname{argmin}} \mathbb{E}_{G_0}^{\mathcal{Y}} \frac{1}{n} \sum_{i=1}^n (\mathbb{E}_{G_0}[\mu_i \mid \mathcal{Y}_i] - c) \cdot d_i \end{aligned} \quad (\text{A.13})$$

and the solution to the last equality is

$$d_i^* = \begin{cases} 1 & \text{if } \mathbb{E}_{G_0}[\mu_i \mid y_i, s_i] \leq c \\ 0 & \text{otherwise.} \end{cases} \quad (\text{A.14})$$

\square

Proof of Lemma 4.1. Follows by Theorem 4.1 and the linearity of expectations. \square

Proof of Lemma 6.1. Denote the conditional distribution of (μ_i, σ_i) given $J_i = J$ as $H_{(\mu_i, \sigma_i) \mid J}$. Clearly $\check{\mu}^* = \mathbb{E}_{H_0}[\mu \mid y_i, s_i, J_i]$, and so we only have to characterize $\mathbb{E}_{H_0}[\mu \mid y_i, s_i, J_i]$ for the model

$$y_{ij} \mid \mu_i, \sigma_i, J \sim \mathcal{N}[\mu_i, \sigma_i], \quad (\mu_i, \sigma_i) \mid J \sim H_{(\mu_i, \sigma_i) \mid J} \quad (\text{A.15})$$

for $j = 1, \dots, J$. The desired result follows once we apply the proof of Theorem 4.1 to the model (A.15) and condition on J throughout, and noting that by assumption, $\mathbb{E}_{H_0}\{J_i > 3\} = 1$. \square

B Proofs for Section 5

Notations. Let $\phi(\cdot)$ denote the standard normal density, and $\gamma(\cdot|k, \theta)$ denote the density of a gamma random variable with shape k and scale θ . We sometimes use $\{A\}$ as an indicator function that takes on a value of 1 when the event A occurs and 0 otherwise; for instance, $\{x \geq y\}$ takes on a value of 1 when $x \geq y$ and 0 otherwise. Let $C > 0$ denote a generic constant depending only on $\underline{\sigma}$ and k . Let $\bar{\mu}_G$ and $\bar{\sigma}_G$ denote the maximum supports of μ and σ for a distribution G respectively. Let $\bar{\mu}_{\mathcal{G}}$ and $\bar{\sigma}_{\mathcal{G}}$ denote the maximum supports for μ and σ of the class of distributions \mathcal{G} respectively. That is, $\bar{\mu}_{\mathcal{G}} := \sup_{G \in \mathcal{G}} \bar{\mu}_G$. We will further define a class of distributions in addition to \mathcal{G}_n defined in Assumption 1:

$$\tilde{\mathcal{G}}_n := \{G : G([-2L(\log n)^{\tilde{\gamma}_1}, 2L(\log n)^{\tilde{\gamma}_1}] \times [\underline{\sigma}, 2L(\log n)^{\tilde{\gamma}_2}]) = 1\} \quad (\text{A.16})$$

where $\tilde{\gamma}_1 := \gamma_1 + \gamma_2 + \frac{1}{2}$ and $\tilde{\gamma}_2 := \gamma_2 + \frac{1}{2}$. Finally, we will sometimes drop the subscript n (which indicates the row of the triangular array) for notational compactness.

B.1 Proof of Theorem 5.1

In this section, we split the proof of Theorem 5.1 into three parts, each corresponding to one of the three bounds. We provide the proof for the regret bounds of estimating $\{\sigma_i^2\}_{i \in [n]}$ in detail, and then specify how it is modified to complete the proofs for $\{\sigma_i\}_{i \in [n]}$ and $\{\mu_i\}_{i \in [n]}$ respectively.

Regret bounds for $\{\sigma_i^2\}_{i \in [n]}$. Using Lemma B.1, we have

$$R_{G_0}(\hat{\sigma}^2, \sigma^2) - R_{G_0}(\hat{\sigma}^{2*}, \sigma^2) \leq \mathbb{E}_{G_0}^{\mathcal{Y}^{(1)}, \mathcal{Y}_1} \left[\hat{\sigma}^2(y_1, s_1 | \hat{G}^{(1)}, \rho_n) - \hat{\sigma}^2(y_1, s_1 | G_0, \rho_n) \right]^2 \quad (\text{A.17})$$

$$+ \mathbb{E}_{G_0}^{\mathcal{Y}_1} \left[\left\{ \frac{f_{G_0}(y_1, s_1^2)}{f_{G_0}(y_1, s_1^2) \vee \rho_n} - 1 \right\} \hat{\sigma}^{2*}(y_1, s_1) \right]^2. \quad (\text{A.18})$$

The term (A.18) is handled by $\rho \asymp n^{-1} \downarrow 0$ fast enough:

$$\begin{aligned} & \mathbb{E}_{G_0}^{\mathcal{Y}_1} \left[\left(\frac{f_{G_0}(y_1, s_1^2)}{f_{G_0}(y_1, s_1^2) \vee \rho} - 1 \right) \hat{\sigma}^{2*}(y_1, s_1) \right]^2 \\ & \leq \bar{\sigma}_{G_0}^4 \cdot \int \left(\frac{f_{G_0}(y, s^2)}{f_{G_0}(y, s^2) \vee \rho} - 1 \right)^2 f_{G_0}(y, s^2) d(y, s^2) \\ & =_{(1)} \bar{\sigma}_{G_0}^4 \cdot O(n^{-1}) \end{aligned} \quad (\text{A.19})$$

where $=_{(1)}$ follows because in the region where $\rho_n < f_{G_0}(y, s^2)$, the first term in the integral is exactly zero, whereas in the region where $\rho_n > f_{G_0}(y, s^2)$, the first term in the integral is bounded and the second is $O(n^{-1})$ by Dominated Convergence Theorem and Assumption 3.

The term (A.17) is handled by splitting the region of integration for \mathcal{Y}_1 into two disjoint regions: $\mathbb{R} \times \mathbb{R}_+ = \mathcal{R} \cup \mathcal{R}^c$ where $\mathcal{R} := \{|y| \leq \bar{y}_n\} \cap \{s \leq \bar{s}_n\}$, defined by

$$\bar{y}_n := \bar{\mu}_{G_0} + \bar{\sigma}_{G_0}(\log n^2)^{1/2} \text{ and } \bar{s}_n := \frac{1}{k^{1/2}} \bar{\sigma}_{G_0}(\log n^2)^{1/2}. \quad (\text{A.20})$$

The integration over \mathcal{R}^c is bounded by Lemma B.8 to be of the order

$$\begin{aligned} & \left(\mathbb{E}_{G_0}^{\mathcal{Y}^{(1)}} [\bar{\sigma}_{\hat{G}^{(1)}}^4] + \bar{\sigma}_{G_0}^4 \right) \cdot o(n^{-1}) \\ & \leq_{(1)} \left(\bar{\sigma}_{\hat{G}}^4 + \bar{\sigma}_{G_0}^4 \right) \cdot o(n^{-1}) \end{aligned} \quad (\text{A.21})$$

and $\leq_{(1)}$ further follows from Lemma B.2. The integration over \mathcal{R} is handled by Theorem B.1 to be bounded by

$$C \cdot \mathbb{E}_{G_0}^{\mathcal{Y}^{(1)}} \left[\left(\bar{\sigma}_{\hat{G}^{(1)}}^4 + \bar{\sigma}_{G_0}^4 + \bar{s}_n^4 \right) \cdot d^2(f_{\hat{G}^{(1)}}, f_{G_0}) \right]. \quad (\text{A.22})$$

In the regions where either $\bar{\sigma}_{\hat{G}^{(1)}} > \bar{\sigma}_{\hat{G}}$ or $\bar{\mu}_{\hat{G}^{(1)}} > \bar{\mu}_{\hat{G}}$, we will have (A.22) to be $o(n^{-1})$ by Lemmas B.2 or B.3, since the maximum Hellinger distance between any two densities is 1. For example,

$$\begin{aligned} & \mathbb{E}_{G_0}^{\mathcal{Y}^{(1)}} \left[\left(\bar{\sigma}_{\hat{G}^{(1)}}^4 + \bar{\sigma}_{G_0}^4 + \bar{s}_n^4 \right) \cdot d^2(f_{\hat{G}^{(1)}}, f_{G_0}) \cdot \{\bar{\sigma}_{\hat{G}^{(1)}} \leq \bar{\sigma}_{\hat{G}}\} \{\bar{\mu}_{\hat{G}^{(1)}} > \bar{\mu}_{\hat{G}}\} \right] \\ & \leq \left(\bar{\sigma}_{\hat{G}}^4 + \bar{\sigma}_{G_0}^4 + \bar{s}_n^4 \right) \mathbb{E}_{G_0}^{\mathcal{Y}^{(1)}} \{\bar{\mu}_{\hat{G}^{(1)}} > \bar{\mu}_{\hat{G}}\} \\ & =_{(1)} o(n^{-1}). \end{aligned} \quad (\text{A.23})$$

where $=_{(1)}$ follows from Lemma B.3.

We therefore assume for the remainder of the proof that $\bar{\sigma}_{\hat{G}^{(1)}} \leq \bar{\sigma}_{\hat{G}}$ and $\bar{\mu}_{\hat{G}^{(1)}} \leq \bar{\mu}_{\hat{G}}$. Then (A.22) is bound by

$$C \cdot \left(\bar{\sigma}_{\hat{G}}^4 + \bar{\sigma}_{G_0}^4 + \bar{s}_n^4 \right) \cdot \mathbb{E}_{G_0}^{\mathcal{Y}^{(1)}} d^2(f_{\hat{G}^{(1)}}, f_{G_0}) \quad (\text{A.24})$$

and by Theorem B.11, there exists positive constants c_1 and c_2 such that

$$\begin{aligned}\mathbb{E}_{G_0}^{\mathcal{Y}}[d^2(f_{\hat{G}^{(1)}}, f_{G_0})] &\leq \mathbb{E}_{G_0}^{\mathcal{Y}} d^2(f_{\hat{G}^{(1)}}, f_{G_0}) \{d(f_{\hat{G}^{(1)}}, f_{G_0}) > c_1 \epsilon_n\} + c_1 \epsilon_n^2 \\ &\leq 2 \exp(-c_2 (\log n)^3) + c_1 \frac{1}{n} (\log n)^{4[\tilde{\gamma}_1 \vee \frac{1}{2} + \tilde{\gamma}_2] + 1} \\ &\leq C \frac{1}{n} (\log n)^{4[\tilde{\gamma}_1 \vee \frac{1}{2} + \tilde{\gamma}_2] + 1}.\end{aligned}\tag{A.25}$$

Therefore, by combining (A.17)–(A.25), we have

$$\begin{aligned}R_{G_0}(\hat{\sigma}^2, \sigma^2) - R_{G_0}(\hat{\sigma}^{2*}, \sigma^2) &\leq C[\bar{\sigma}_{\hat{G}}^4 + \bar{\sigma}_{G_0}^4 + \bar{s}_n^4] \cdot \frac{1}{n} (\log n)^{4[\tilde{\gamma}_1 \vee \frac{1}{2} + \tilde{\gamma}_2] + 1} \\ &\leq C[(\log n)^{4\tilde{\gamma}_2} + (\log n)^{4\gamma_2 + 2}] \cdot \frac{1}{n} (\log n)^{4[\tilde{\gamma}_1 \vee \frac{1}{2} + \tilde{\gamma}_2] + 1} \\ &\leq C(\log n)^{4\tilde{\gamma}_2} \cdot \frac{1}{n} (\log n)^{4[\tilde{\gamma}_1 \vee \frac{1}{2} + \tilde{\gamma}_2] + 1} \\ &= C(\log n)^{4\tilde{\gamma}_2} \cdot \frac{1}{n} (\log n)^{4[\tilde{\gamma}_1 + \tilde{\gamma}_2] + 1}.\end{aligned}\tag{A.26}$$

and the final equality follows by definition of $\tilde{\gamma}_1$. \square

Regret bounds for $\{\sigma_i\}_{i \in [n]}$. Following the proof of regret bound for $\{\sigma_i\}_{i \in [n]}$, we have

$$\begin{aligned}&R_{G_0}(\hat{\sigma}, \sigma) - R_{G_0}(\hat{\sigma}^*, \sigma) \\ &\leq \bar{\sigma}_{G_0}^2 \cdot O(n^{-1}) + [\bar{\sigma}_{\hat{G}}^2 + \bar{\sigma}_{G_0}^2] \cdot o(n^{-1}) + \mathbb{E}_{G_0}^{\mathcal{Y}} \left[\hat{\sigma}(y_1, s_1 | \hat{G}^{(1)}, \rho_n) - \hat{\sigma}(y_1, s_1 | G_0, \rho_n) \right]^2 \mathcal{R}\end{aligned}\tag{A.27}$$

and by Theorem B.2 we have

$$\mathbb{E}_{G_0}^{\mathcal{Y}} \left[\hat{\sigma}(y_1, s_1 | \hat{G}^{(1)}, \rho_n) - \hat{\sigma}(y_1, s_1 | G_0, \rho_n) \right]^2 \mathcal{R} \leq C \cdot \mathbb{E}_{G_0}^{\mathcal{Y}^{(1)}} [(\bar{\sigma}_{\hat{G}^{(1)}}^2 + \bar{s}_n^4) \cdot d^2(f_{\hat{G}^{(1)}}, f_{G_0})]\tag{A.28}$$

and thus by arguments identical as (A.23)–(A.26) we have

$$R_{G_0}(\hat{\sigma}, \sigma) - R_{G_0}(\hat{\sigma}^*, \sigma) \lesssim (\log n)^{4\tilde{\gamma}_2} \cdot \frac{1}{n} (\log n)^{4[\tilde{\gamma}_1 + \tilde{\gamma}_2] + 1}.\tag{A.29}$$

\square

Regret bounds for $\{\mu_i\}_{i \in [n]}$. Following the proof of regret bound for $\{\sigma_i\}_{i \in [n]}$ and replacing

the application of Theorem B.1 with Theorem B.3, we have

$$\begin{aligned} R_{G_0}(\hat{\mu}, \mu) - R_{G_0}(\hat{\mu}^*, \mu) &\leq \bar{\mu}_{G_0}^2 \cdot O(n^{-1}) + [\bar{\mu}_{\hat{G}}^2 + \bar{\mu}_{G_0}^2] \cdot o(n^{-1}) \\ &\quad + C \mathbb{E}_{G_0}^{\mathcal{Y}^{(1)}} \left\{ [\bar{\mu}_{\hat{G}^{(1)}}^2 + \bar{\mu}_{G_0}^2 + \bar{s}_n^4 (\tilde{L}(\rho) x_n^2 + a_n^2)] d^2(f_{\hat{G}^{(1)}}, f_{G_0}) \right\} \end{aligned} \quad (\text{A.30})$$

where

$$\begin{aligned} x_n &:= \bar{\mu}_{\hat{G}^{(1)}} + \bar{\mu}_{G_0} + 2\bar{y}_n, \\ a_n &:= \max\{\tilde{L}(\rho_n) + 1, |\log d^2(f_{\hat{G}^{(1)}}, f_{G_0})|\}, \\ \tilde{L}(\rho) &:= \sqrt{-\log(2\pi\rho^2)} \text{ for } 0 < \rho \leq \frac{1}{\sqrt{2\pi}}. \end{aligned} \quad (\text{A.31})$$

Note that $\tilde{L}(\rho_n) \asymp \log n$ is of a larger order than $|\log \epsilon_n^2|$ when $\epsilon_n^2 := \frac{1}{n}(\log n)^{4[\tilde{\gamma}_1 \vee \frac{1}{2} + \tilde{\gamma}_2] + 1}$. Now we follow (A.23)–(A.26) to obtain bounds on (A.30) as

$$\begin{aligned} &\mathbb{E}_{G_0}^{\mathcal{Y}^{(1)}} \left\{ [\bar{\mu}_{\hat{G}^{(1)}}^2 + \bar{\mu}_{G_0}^2 + \bar{s}_n^4 \{\tilde{L}(\rho_n) x_n^2 + a_n^2\}] d^2(f_{\hat{G}^{(1)}}, f_{G_0}) \right\} \\ &\leq_{(1)} C \cdot \bar{s}_n^4 \log(n) \bar{\mu}_{\hat{G}}^2 \cdot \mathbb{E}_{G_0}^{\mathcal{Y}^{(1)}} [d^2(f_{\hat{G}^{(1)}}, f_{G_0})] \\ &\leq_{(2)} C \cdot \bar{s}_n^4 \log(n) \bar{\mu}_{\hat{G}}^2 \cdot \frac{1}{n} (\log n)^{4[\tilde{\gamma}_1 \vee \frac{1}{2} + \tilde{\gamma}_2] + 1} \\ &\leq C \cdot (\log n)^{4\tilde{\gamma}_2 + 2\tilde{\gamma}_1 + 1} \cdot \frac{1}{n} (\log n)^{4[\tilde{\gamma}_1 + \tilde{\gamma}_2] + 1}. \end{aligned} \quad (\text{A.32})$$

where $\leq_{(1)}$ follows by comparing rates within the block parenthesis, and $\leq_{(2)}$ follows by Lemma B.11. \square

B.2 Leave-one-out regret

The following reduces the regret of using leave-one-out NPMLs to a form more amenable for analysis.

Lemma B.1 (Leave-one-out Regret). *Suppose that $\hat{G}^{(i)}$ satisfy Assumption 2 for all i . Then*

$$\begin{aligned}
& R_{G_0}(\hat{\mu}, \mu) - R_{G_0}(\hat{\mu}^*, \mu) \\
&= \mathbb{E}_{G_0}^{\mathcal{Y}} \left[\hat{\mu}(y_1, s_1 \mid \hat{G}^{(1)}, \rho_n) - \hat{\mu}(y_1, s_1 \mid G_0, \rho_n) + \left\{ \frac{f_{G_0}(y_1, s_1^2)}{f_{G_0}(y_1, s_1^2) \vee \rho_n} - 1 \right\} \hat{\mu}^*(y_1, s_1) \right]^2, \\
& R_{G_0}(\hat{\sigma}, \sigma) - R_{G_0}(\hat{\sigma}^*, \sigma) \\
&= \mathbb{E}_{G_0}^{\mathcal{Y}} \left[\hat{\sigma}(y_1, s_1 \mid \hat{G}^{(1)}, \rho_n) - \hat{\sigma}(y_1, s_1 \mid G_0, \rho_n) + \left\{ \frac{f_{G_0}(y_1, s_1^2)}{f_{G_0}(y_1, s_1^2) \vee \rho_n} - 1 \right\} \hat{\sigma}^*(y_1, s_1) \right]^2, \\
& R_{G_0}(\hat{\sigma}^2, \sigma^2) - R_{G_0}(\hat{\sigma}^{2*}, \sigma^2) \\
&= \mathbb{E}_{G_0}^{\mathcal{Y}} \left[\hat{\sigma}^2(y_1, s_1 \mid \hat{G}^{(1)}, \rho_n) - \hat{\sigma}^2(y_1, s_1 \mid G_0, \rho_n) + \left\{ \frac{f_{G_0}(y_1, s_1^2)}{f_{G_0}(y_1, s_1^2) \vee \rho_n} - 1 \right\} \hat{\sigma}^{2*}(y_1, s_1) \right]^2.
\end{aligned}$$

Proof. Note that

$$\begin{aligned}
& R_{G_0}(\hat{\sigma}^2, \sigma^2) - R_{G_0}(\hat{\sigma}^{2*}, \sigma^2) \\
&= {}_{(1)}\mathbb{E}^{\mathcal{Y}} [\hat{\sigma}_1^2 - \sigma_1^2]^2 - \mathbb{E}^{\mathcal{Y}} [\hat{\sigma}_1^{2*} - \sigma_1^2]^2 \\
&= {}_{(2)}\mathbb{E}^{\mathcal{Y}^{(1)}} \mathbb{E}_{\mathcal{Y}^{(1)}}^{\mathcal{Y}_1} \left[\hat{\sigma}^2(y_1, s_1 \mid \hat{G}^{(1)}, \rho_n) - \hat{\sigma}^{2*}(y_1, s_1) \right]^2 \\
&= \mathbb{E}^{\mathcal{Y}^{(1)}} \mathbb{E}_{\mathcal{Y}^{(1)}}^{\mathcal{Y}_1} \left[\underbrace{\frac{k}{f_{\hat{G}^{(1)}}(y_1, s_1^2) \vee \rho_n} \cdot \int_{s_1^2}^{\infty} \left[\frac{s_1^2}{t} \right]^{k-1} f_{\hat{G}^{(1)}}(y_1, t) dt}_{=\hat{\sigma}^2(y_1, s_1 \mid \hat{G}^{(1)}, \rho_n)} - \underbrace{\frac{k}{f_{G_0}(y_1, s_1^2)} \cdot \int_{s_1^2}^{\infty} \left[\frac{s_1^2}{t} \right]^{k-1} f_{G_0}(y_1, t) dt}_{=\hat{\sigma}^2(y_1, s_1 \mid G_0, \rho_n)} \right]^2 \\
&= \mathbb{E}^{\mathcal{Y}^{(1)}} \mathbb{E}_{\mathcal{Y}^{(1)}}^{\mathcal{Y}_1} \left[\underbrace{\frac{k}{f_{\hat{G}^{(1)}}(y_1, s_1^2) \vee \rho_n} \cdot \int_{s_1^2}^{\infty} \left[\frac{s_1^2}{t} \right]^{k-1} f_{\hat{G}^{(1)}}(y_1, t) dt}_{=\hat{\sigma}^2(y_1, s_1 \mid \hat{G}^{(1)}, \rho_n)} - \underbrace{\frac{k}{f_{G_0}(y_1, s_1^2) \vee \rho_n} \cdot \int_{s_1^2}^{\infty} \left[\frac{s_1^2}{t} \right]^{k-1} f_{G_0}(y_1, t) dt}_{=\hat{\sigma}^{2*}(y_1, s_1)} + \left\{ \frac{f_{G_0}(y_1, s_1^2)}{f_{G_0}(y_1, s_1^2) \vee \rho_n} - 1 \right\} \underbrace{\frac{k}{f_{G_0}(y_1, s_1^2)} \int_{s_1^2}^{\infty} \left[\frac{s_1^2}{t} \right]^{k-1} f_{G_0}(y_1, t) dt}_{=\hat{\sigma}^{2*}(y_1, s_1)} \right]^2 \quad (\text{A.33})
\end{aligned}$$

where $=_{(1)}$ follows by the i.i.d. set-up, and $=_{(2)}$ by expanding and using the law of iterated expectations coupled with the fact that $\hat{\sigma}_1^{2*}$ is the Bayes' estimator under G_0 .

The regret statements for estimation of $\{\mu_i\}_{i \in [n]}$ and $\{\sigma_i\}_{i \in [n]}$ follow along identical lines and are thus omitted. \square

B.3 Support of NPMLE maximization

First recall the definition of $\tilde{\mathcal{G}}$ in (A.16).

Lemma B.2. *Suppose Assumptions 1 and 2 hold, and $J > 3$. Then*

$$\begin{aligned}\mathbb{E}_{G_0} \left[\bar{\sigma}_{\hat{G}(1)}^2 \{ \bar{\sigma}_{\hat{G}(1)}^2 > \bar{\sigma}_{\hat{G}}^2 \} \right] &= o(n^{-1}), \\ \mathbb{E}_{G_0} \left[\bar{\sigma}_{\hat{G}(1)}^4 \{ \bar{\sigma}_{\hat{G}(1)}^4 > \bar{\sigma}_{\hat{G}}^4 \} \right] &= o(n^{-1}), \\ \mathbb{E}_{G_0} \left[\bar{\mu}_{\hat{G}(1)}^2 \{ \bar{\mu}_{\hat{G}(1)}^2 > \bar{\mu}_{\hat{G}}^2 \} \right] &= o(n^{-1}).\end{aligned}$$

Proof. Now for the first result: by the tail-sum expectation formula¹⁸, we have

$$\begin{aligned}\mathbb{E}_{G_0} \left[\bar{\sigma}_{\hat{G}(1)}^2 \{ \bar{\sigma}_{\hat{G}(1)}^2 > \bar{\sigma}_{\hat{G}}^2 \} \right] &= \int_{\bar{\sigma}_{\hat{G}}^2}^{\infty} \mathbb{E}_{G_0} \{ \bar{\sigma}_{\hat{G}(1)}^2 > t \} dt \\ &\leq_{(1)} \int_{\bar{\sigma}_{\hat{G}}^2}^{\infty} \sum_i^n \mathbb{E}_{G_0} \{ s_i^2 > t \} dt \\ &\leq_{(2)} \int_{\bar{\sigma}_{\hat{G}}^2}^{\infty} n \cdot \exp \left(-k \left[\frac{t}{\bar{\sigma}_{G_0}^2} - \sqrt{\frac{2t}{\bar{\sigma}_{G_0}^2} - 1} \right] \right) dt \\ &= \int_0^{\infty} \{ t > \bar{\sigma}_{\hat{G}}^2 \} \exp \left(-k \frac{t}{\bar{\sigma}_{G_0}^2} + \log n + k \sqrt{\frac{2t}{\bar{\sigma}_{G_0}^2} - 1} \right) dt \\ &=_{(3)} o(n^{-1})\end{aligned}\tag{A.34}$$

where $\leq_{(1)}$ is a union bound coupled with Assumption 2, and $\leq_{(2)}$ follows from Lemma B.4. The integrand in the second-to-last equality is $o(n^{-1})$ for each t , because $kt/\bar{\sigma}_{G_0}^2 = 2k \log n$ for $t > \bar{\sigma}_{\hat{G}}^2$, and furthermore $2k > 2$. Thus $=_{(3)}$ follows from the Monotone Convergence Theorem.

The second and third results follow in a similar fashion. □

Lemma B.3. *Suppose Assumptions 1 and 2 hold, and $J > 3$. Then,*

$$\begin{aligned}v_n \cdot \mathbb{E}_{G_0} \{ \bar{\sigma}_{\hat{G}(1)}^2 > \bar{\sigma}_{\hat{G}}^2 \} &= o(n^{-1}) \\ v_n \cdot \mathbb{E}_{G_0} \{ \bar{\mu}_{\hat{G}(1)}^2 > \bar{\mu}_{\hat{G}}^2 \} &= o(n^{-1})\end{aligned}$$

where v_n is any sub-polynomial sequence¹⁹.

Proof. Follows from Lemma B.4 and the union bound. □

¹⁸That is, for any non-negative random variable X , we have $\mathbb{E}[X] = \int_0^{\infty} \mathbb{E}\{X > t\} dt$.

¹⁹A sub-polynomial sequence v_n is one that satisfies $v_n = o(n^\epsilon)$ for every $\epsilon > 0$.

Lemma B.4. *Suppose Assumption 1 holds. Then,*

$$\begin{aligned}\mathbb{E}_{G_0}\{s_i^2 > t\} &\leq \exp\left(-k\left[\frac{t}{\bar{\sigma}_{G_0}^2} - \sqrt{\frac{2t}{\bar{\sigma}_{G_0}^2} - 1}\right]\right) \\ \mathbb{E}_{G_0}\{|y_i| > t\} &\leq 2\exp\left(-\frac{1}{2}\left[\frac{t - \bar{\mu}_{G_0}}{\bar{\sigma}_{G_0}/\sqrt{J}}\right]^2\right).\end{aligned}$$

Proof. For the first result: note that for all i , we have²⁰

$$\frac{s_i^2}{\bar{\sigma}_i^2} - 1 \in \Gamma_+(k^{-1}, k^{-1}). \quad (\text{A.35})$$

Therefore

$$\begin{aligned}\mathbb{E}_{G_0}\{s_i^2 > t\} &\leq \mathbb{E}_{G_0}\left\{\frac{s_i^2}{\bar{\sigma}_i^2} - 1 > \frac{t}{\bar{\sigma}_{G_0}^2} - 1\right\} \\ &\leq_{(1)} \exp\left(-k\left[\frac{t}{\bar{\sigma}_{G_0}^2} - \sqrt{\frac{2t}{\bar{\sigma}_{G_0}^2} - 1}\right]\right).\end{aligned} \quad (\text{A.36})$$

where $\leq_{(1)}$ follows from²¹ (A.35).

For the second result: note that $\frac{y_i - \mu_i}{\sigma_i/\sqrt{J}}$ is a standard normal variable.

$$\begin{aligned}\mathbb{E}_{G_0}\{|y_i| > t\} &\leq \mathbb{E}_{G_0}\left\{\left|\frac{y_i - \mu_i}{\sigma_i/\sqrt{J}}\right| > \frac{t - \bar{\mu}_{G_0}}{\bar{\sigma}_{G_0}/\sqrt{J}}\right\} \\ &\leq 2\mathbb{E}_{G_0}\left\{\frac{y_i - \mu_i}{\sigma_i/\sqrt{J}} > \frac{t - \bar{\mu}_{G_0}}{\bar{\sigma}_{G_0}/\sqrt{J}}\right\} \\ &\leq_{(1)} 2\exp\left(-\frac{1}{2}\left[\frac{t - \bar{\mu}_{G_0}}{\bar{\sigma}_{G_0}/\sqrt{J}}\right]^2\right)\end{aligned} \quad (\text{A.37})$$

and $\leq_{(1)}$ follows from the sub-Gaussianity²² of $\frac{y_i - \mu_i}{\sigma_i/\sqrt{J}}$. \square

B.4 MSEs within region \mathcal{R}

This section provides adaptations of results from Jiang and Zhang (2009) that reduce the MSE from using a density estimate in place of the true density $f_{G_{0,n}}$ to the Hellinger distance between the density estimate and the true density. In this regard, Theorems B.1, B.2 and B.3 are adaptations of Proposition 3 of Jiang (2020) to the setting of unknown heteroskedasticity

²⁰That is, $\frac{s_i^2}{\bar{\sigma}_i^2} - 1$ is sub-gamma on the right tail with variance factor k^{-1} and scale factor k^{-1} . See e.g., Section 2.4 of Boucheron, Lugosi, and Massart (2013).

²¹Again, see Section 2.4 of Boucheron, Lugosi, and Massart (2013).

²²See Section 2.3 of Boucheron, Lugosi, and Massart (2013).

for the estimation objectives of $\{\sigma_i^2\}_{i \in [n]}$, $\{\sigma_i\}_{i \in [n]}$ and $\{\mu_i\}_{i \in [n]}$ respectively. Lemmas B.5 is used in the proofs of all three theorems, whereas Lemmas B.6 and B.7 are specifically for handling the additional differentiation term required in the proof of Theorem B.3.

Recall that the indicator function \mathcal{R} is defined as in (A.20). We maintain the following assumption for this subsection:

Assumption 4 (Lower bound on σ). G_0 and G_1 are two bivariate distributions satisfying $G_l(\mathbb{R} \times [\underline{\sigma}, \infty)) = 1$ for $l = 0, 1$ for some fixed constant $\underline{\sigma}$.

Theorem B.1. *We have*

$$\begin{aligned} & \mathbb{E}_{G_0}^{(y,s)} \left\{ \left[\hat{\sigma}^2(y, s|G_1, \rho_n) - \hat{\sigma}^2(y, s|G_0, \rho_n) \right]^2 \mathcal{R} \right\} \\ & \leq (\bar{\sigma}_{G_1}^4 + \bar{\sigma}_{G_0}^4) 2d^2(f_{G_1}, f_{G_0}) + 4k^2 \frac{\bar{s}_n^4}{k-2} d^2(f_{G_1}, f_{G_0}). \end{aligned} \quad (\text{A.38})$$

Proof. Recall that by definition of $\hat{\sigma}^2(y, s, |G, \rho_n)$,

$$\begin{aligned} & \mathbb{E}_{G_0}^{(y,s)} \left\{ \left[\hat{\sigma}^2(y, s|G_1, \rho_n) - \hat{\sigma}^2(y, s|G_0, \rho_n) \right]^2 \mathcal{R} \right\} \\ & = \mathbb{E}_{G_0}^{(y,s)} \left[\frac{k}{f_{G_1}(y, s^2) \vee \rho_n} \cdot \int_{s^2}^{\infty} \left[\frac{s^2}{t} \right]^{k-1} f_{G_1}(y, t) dt - \frac{k}{f_{G_0}(y, s^2) \vee \rho_n} \cdot \int_{s^2}^{\infty} \left[\frac{s^2}{t} \right]^{k-1} f_{G_0}(y, t) dt \right]^2 \mathcal{R}. \end{aligned} \quad (\text{A.39})$$

Now define

$$w^* := [f_{G_1}(y, s^2) \vee \rho_n + f_{G_0}(y, s^2) \vee \rho_n]^{-1} \quad (\text{A.40})$$

and note that for $\tilde{G} = G_1$ or G_0 ,

$$\begin{aligned} & \mathbb{E}_{G_0}^{(y,s)} \left[\left(\frac{k}{f_{\tilde{G}}(y, s^2) \vee \rho_n} - 2kw^* \right) \int_{s^2}^{\infty} \left[\frac{s^2}{t} \right]^{k-1} f_{\tilde{G}}(y, t) dt \right]^2 \mathcal{R} \\ & = \mathbb{E}_{G_0}^{(y,s)} \left[\underbrace{\frac{f_{G_0}(y, s^2) \vee \rho_n - f_{G_1}(y, s^2) \vee \rho_n}{f_{G_0}(y, s^2) \vee \rho_n + f_{G_1}(y, s^2) \vee \rho_n} \cdot \frac{k}{f_{\tilde{G}}(y, s^2) \vee \rho_n} \int_{s^2}^{\infty} \left[\frac{s^2}{t} \right]^{k-1} f_{\tilde{G}}(y, t) dt}_{\hat{\sigma}^2(y, s|\tilde{G}, \rho_n)} \right]^2 \mathcal{R} \\ & \leq \bar{\sigma}_{\tilde{G}}^4 \cdot \mathbb{E}_{G_0}^{(y,s)} \left[(f_{G_0}(y, s^2) \vee \rho_n - f_{G_1}(y, s^2) \vee \rho_n) w^* \right]^2 \mathcal{R} \\ & \leq_{(1)} \bar{\sigma}_{\tilde{G}}^4 \cdot \mathbb{E}_{G_0}^{(y,s)} \left[(f_{G_0}(y, s^2) - f_{G_1}(y, s^2)) w^* \right]^2 \mathcal{R} \end{aligned} \quad (\text{A.41})$$

where $\leq_{(1)}$ follows because for instance if $f_{G_0}(y, s^2) < \rho_n < f_{G_1}(y, s^2)$, then

$$\begin{aligned} [f_{G_0}(y, s^2) \vee \rho_n - f_{G_1}(y, s^2) \vee \rho_n]^2 &= [\rho_n - f_{G_1}(y, s^2)]^2 \\ &\leq [f_{G_0}(y, s^2) - f_{G_1}(y, s^2)]^2 \end{aligned} \quad (\text{A.42})$$

with the other cases such as $\{\rho_n < f_{G_0}(y, s^2)\} \cap \{\rho_n < f_{G_1}(y, s^2)\}$ being obvious.

Inserting (A.41) into (A.39) and bounding using the triangle inequality will give us

$$\begin{aligned} &\mathbb{E}_{G_0}^{(y,s)} [\hat{\sigma}(y, s|G_1, \rho_n) - \hat{\sigma}^2(y, s|G_0, \rho_n)]^2 \mathcal{R} \\ &\leq (\bar{\sigma}_{G_1}^4 + \bar{\sigma}_{G_0}^4) \mathbb{E}_{G_0}^{(y,s)} [(f_{G_0} - f_{G_1})w^*]^2 \\ &\quad + 4k^2 \mathbb{E}_{G_0}^{(y,s)} \left(w^* \int_{s^2}^{\infty} \left[\frac{s^2}{t} \right]^{k-1} [f_{G_1}(y, t) - f_{G_0}(y, t)] dt \right)^2 \mathcal{R}. \end{aligned} \quad (\text{A.43})$$

We bound the two terms on the RHS of the inequality in (A.43) in turn. For the first term, we have

$$\begin{aligned} &\mathbb{E}_{G_0}^{(y,s)} [(f_{G_0}(y, s^2) - f_{G_1}(y, s^2))w^*]^2 \\ &= \mathbb{E}_{G_0}^{(y,s)} \left[(f_{G_0}^{1/2}(y, s^2) - f_{G_1}^{1/2}(y, s^2))(f_{G_0}^{1/2}(y, s^2) + f_{G_1}^{1/2}(y, s^2))w^* \right]^2 \\ &= \int \left[f_{G_0}^{1/2}(y, s^2) - f_{G_1}^{1/2}(y, s^2) \right]^2 \cdot \left[f_{G_0}^{1/2}(y, s^2) + f_{G_1}^{1/2}(y, s^2) \right]^2 w^* \cdot w^* f_{G_0}(y, s^2) d(y, s^2) \\ &\leq d^2(f_{G_1}, f_{G_0}) \cdot 2 \end{aligned} \quad (\text{A.44})$$

because $w^* f_{G_0}(y, s^2) \leq 1$ and $[f_{G_0}(y, s^2)^{1/2} + f_{G_1}^{1/2}(y, s^2)]^2 w^* \leq 2$ for all (y, s^2) .

For the second term on the RHS of the inequality (A.43):

$$\begin{aligned}
& \mathbb{E}_{G_0}^{(y,s)} \left(w^* \int_{s^2}^{\infty} \left[\frac{s^2}{t} \right]^{k-1} [f_{G_1}(y,t) - f_{G_0}(y,t)] dt \right)^2 \mathcal{R} \\
&= \int_{\mathcal{R}} \left(w^* \int_{s^2}^{\infty} \left[\frac{s^2}{t} \right]^{k-1} [f_{G_1}(y,t) - f_{G_0}(y,t)] dt \right)^2 f_{G_0}(y, s^2) d(y, s^2) \\
&\leq_{(1)} \int_{\mathcal{R}} \frac{\left(\int_{s^2}^{\infty} \left[\frac{s^2}{t} \right]^{k-1} [f_{G_1}(y,t) - f_{G_0}(y,t)] dt \right)^2}{f_{G_1}(y, s^2) \vee \rho_n + f_{G_0}(y, s^2) \vee \rho_n} d(y, s^2) \\
&= \int_{\mathcal{R}} \left\{ \int_{s^2}^{\infty} \left[\frac{s^2}{t} \right]^{k-1} \left[\frac{f_{G_1}(y,t) \vee \rho_n + f_{G_0}(y,t) \vee \rho_n}{f_{G_1}(y, s^2) \vee \rho_n + f_{G_0}(y, s^2) \vee \rho_n} \right]^{1/2} \left[\frac{f_{G_1}(y,t) - f_{G_0}(y,t)}{(f_{G_1}(y,t) \vee \rho_n + f_{G_0}(y,t) \vee \rho_n)^{1/2}} \right] dt \right\}^2 d(y, s^2) \\
&\leq_{(2)} \int_{\mathcal{R}} \left\{ \int_{s^2}^{\infty} \left[\frac{s^2}{t} \right]^{k-1} \cdot \left[\frac{s^2}{t} \right]^{k-1} \left[\frac{f_{G_1}(y,t) \vee \rho_n + f_{G_0}(y,t) \vee \rho_n}{f_{G_1}(y, s^2) \vee \rho_n + f_{G_0}(y, s^2) \vee \rho_n} \right] dt \cdot \int_{s^2}^{\infty} \left[\frac{f_{G_1}(y,t) - f_{G_0}(y,t)}{(f_{G_1}(y,t) \vee \rho_n + f_{G_0}(y,t) \vee \rho_n)^{1/2}} \right]^2 dt \right\} d(y, s^2)
\end{aligned} \tag{A.45}$$

where $\leq_{(1)}$ follows by $\frac{f_{G_0}(y, s^2)}{f_{G_1}(y, s^2) \vee \rho_n + f_{G_0}(y, s^2) \vee \rho_n} \leq 1$ for all (y, s^2) and $\leq_{(2)}$ by Cauchy-Schwarz.

We now focus on the first term within the first inner integral of (A.45). First note that

$$\begin{aligned}
& \{t > s^2\} \left[\frac{s^2}{t} \right]^{k-1} \frac{f_{G_1}(y,t)}{f_{G_1}(y, s^2)} \\
&= \{t > s^2\} \left[\frac{s^2}{t} \right]^{k-1} \frac{\int \sigma^{-1} \phi\left(\frac{y-\mu}{\sigma}\right) \gamma(t|k, \theta) dG_1(\mu, \sigma)}{\int \sigma^{-1} \phi\left(\frac{y-\mu}{\sigma}\right) \gamma(s^2|k, \theta) dG_1(\mu, \sigma)} \\
&= \{t > s^2\} \left[\frac{s^2}{t} \right]^{k-1} \frac{\int \sigma^{-1} \phi\left(\frac{y-\mu}{\sigma}\right) (\Gamma(k)\theta^k)^{-1} t^{k-1} \exp\left(-\frac{t}{\theta}\right) dG_1(\mu, \sigma)}{\int \sigma^{-1} \phi\left(\frac{y-\mu}{\sigma}\right) (\Gamma(k)\theta^k)^{-1} (s^2)^{k-1} \exp\left(-\frac{s^2}{\theta}\right) dG_1(\mu, \sigma)} \\
&= \{t > s^2\} \frac{\int \sigma^{-1} \phi\left(\frac{y-\mu}{\sigma}\right) (\Gamma(k)\theta^k)^{-1} \exp\left(-\frac{t}{\theta}\right) dG_1(\mu, \sigma)}{\int \sigma^{-1} \phi\left(\frac{y-\mu}{\sigma}\right) (\Gamma(k)\theta^k)^{-1} \exp\left(-\frac{s^2}{\theta}\right) dG_1(\mu, \sigma)} \\
&\leq_{(1)} 1
\end{aligned} \tag{A.46}$$

where $\leq_{(1)}$ follows because $\exp\left(-\frac{t}{\theta}\right) < \exp\left(-\frac{s^2}{\theta}\right)$ for all $t > s^2$. The same reasoning gives

$$\{t > s^2\} \left[\frac{s^2}{t} \right]^{k-1} \frac{f_{G_0}(y,t)}{f_{G_0}(y, s^2)} \leq 1. \tag{A.47}$$

Now plugging (A.46) and (A.47) into (A.45) gives an upper bound on (A.45) as

$$\begin{aligned}
& \int_{\mathcal{R}} \left\{ \int_{s^2}^{\infty} \left[\frac{s^2}{t} \right]^{k-1} 2dt \cdot \int_{s^2}^{\infty} \left[\frac{f_{G_1}(y,t) - f_{G_0}(y,t)}{(f_{G_1}(y,t) \vee \rho_n + f_{G_0}(y,t) \vee \rho_n)^{1/2}} \right]^2 dt \right\} d(y, s^2) \\
& \leq \int_{s \leq \bar{s}_n} \int_{|y| \leq \bar{y}_n} \left\{ \frac{2}{k-2} s^2 \cdot \int_{\mathbb{R}_+} \left[\frac{f_{G_1}(y,t) - f_{G_0}(y,t)}{(f_{G_1}(y,t) \vee \rho_n + f_{G_0}(y,t) \vee \rho_n)^{1/2}} \right]^2 dt \right\} dy ds^2 \\
& = \frac{2}{k-2} \int_{s \leq \bar{s}_n} s^2 ds^2 \cdot \int_{|y| \leq \bar{y}_n} \int_{\mathbb{R}_+} \left[\frac{f_{G_1}(y,t) - f_{G_0}(y,t)}{(f_{G_1}(y,t) \vee \rho_n + f_{G_0}(y,t) \vee \rho_n)^{1/2}} \right]^2 dt dy \\
& = \frac{1}{k-2} \bar{s}_n^4 \cdot \int_{|y| \leq \bar{y}_n} \int_{\mathbb{R}_+} \left[\frac{f_{G_1}(y,t) - f_{G_0}(y,t)}{(f_{G_1}(y,t) \vee \rho_n + f_{G_0}(y,t) \vee \rho_n)^{1/2}} \right]^2 dt dy \\
& \leq \frac{1}{k-2} \bar{s}_n^4 \cdot d^2(f_{G_1}, f_{G_0})
\end{aligned} \tag{A.48}$$

and the last inequality follows by Lemma B.5. \square

Theorem B.2. *We have*

$$\begin{aligned}
& \mathbb{E}_{G_0}^{(y,s)} [\hat{\sigma}(y, s|G_1, \rho_n) - \hat{\sigma}(y, s|G_0, \rho_n)]^2 \mathcal{R} \\
& \leq \{ \bar{\sigma}_{G_1}^2 + \bar{\sigma}_{G_0}^2 \} \cdot 2d^2(f_{G_1}, f_{G_0}) + C [\bar{s}_n^2 \log n + \bar{s}_n^4] \left[\frac{1}{n} + d^2(f_{G_1}, f_{G_0}) \right]
\end{aligned} \tag{A.49}$$

where C is a universal constant.

Proof. Following through the arguments as in (A.39) to (A.43) gives us

$$\begin{aligned}
& \mathbb{E}_{G_0}^{(y,s)} [\hat{\sigma}(y, s|G_1, \rho_n) - \hat{\sigma}(y, s|G_0, \rho_n)]^2 \mathcal{R} \\
& \leq \{ \bar{\sigma}_{G_1}^2 + \bar{\sigma}_{G_0}^2 \} \cdot 2d^2(f_{G_1}, f_{G_0}) \\
& + 4k^2 \mathbb{E}_{G_0}^{(y,s)} \left(w^* \int_{s^2}^{\infty} \frac{1}{\sqrt{k(t-s^2)}} \left[\frac{s^2}{t} \right]^{k-1} [f_{G_1}(y,t) - f_{G_0}(y,t)] dt \right)^2 \mathcal{R}
\end{aligned} \tag{A.50}$$

And further following the arguments in (A.45) to (A.47) gives us

$$\begin{aligned}
& \mathbb{E}_{G_0}^{(y,s)} \left(w^* \int_{s^2}^{\infty} \left[\frac{1}{(t-s^2)^{1/2}} \right] \left[\frac{s^2}{t} \right]^{k-1} [f_{G_1}(y,t) - f_{G_0}(y,t)] dt \right)^2 \mathcal{R} \\
& \leq \int_{\mathcal{R}} \left\{ \int_{s^2}^{\infty} \frac{1}{(t-s^2)^{2\gamma_n}} \cdot \left[\frac{s^2}{t} \right]^{k-1} \cdot \left[\frac{s^2}{t} \right]^{k-1} \left[\frac{f_{G_1}(y,t) \vee \rho_n + f_{G_0}(y,t) \vee \rho_n}{f_{G_1}(y,s^2) \vee \rho_n + f_{G_0}(y,s^2) \vee \rho_n} \right] dt \right. \\
& \quad \cdot \left. \int_{s^2}^{\infty} \frac{1}{(t-s^2)^{2(\frac{1}{2}-\gamma_n)}} \cdot \left[\frac{f_{G_1}(y,t) - f_{G_0}(y,t)}{(f_{G_1}(y,t) \vee \rho_n + f_{G_0}(y,t) \vee \rho_n)^{1/2}} \right]^2 dt \right\} d(y, s^2) \\
& \leq \int_{\mathcal{R}} \left\{ \int_{s^2}^{\infty} \frac{1}{(t-s^2)^{2\gamma_n}} \cdot \left[\frac{s^2}{t} \right]^{k-1} dt \cdot \int_{s^2}^{\infty} \frac{1}{(t-s^2)^{2(\frac{1}{2}-\gamma_n)}} \cdot \left[\frac{f_{G_1}(y,t) - f_{G_0}(y,t)}{(f_{G_1}(y,t) \vee \rho_n + f_{G_0}(y,t) \vee \rho_n)^{1/2}} \right]^2 dt \right\} d(y, s^2) \\
& = \int_{s \leq \bar{s}_n} \left\{ \int_{s^2}^{\infty} \frac{1}{(t-s^2)^{2\gamma_n}} \cdot \left[\frac{s^2}{t} \right]^{k-1} dt \cdot \int_{|y| \leq \bar{y}_n} \int_{s^2}^{\infty} \frac{1}{(t-s^2)^{2(\frac{1}{2}-\gamma_n)}} \cdot \left[\frac{f_{G_1}(y,t) - f_{G_0}(y,t)}{(f_{G_1}(y,t) \vee \rho_n + f_{G_0}(y,t) \vee \rho_n)^{1/2}} \right]^2 dt dy \right\} ds^2
\end{aligned} \tag{A.51}$$

for $\gamma_n := \frac{1}{2} - \frac{1}{\log n}$.

We bound the first (inner) term on the RHS of the final equality (A.51) as follows:

$$\begin{aligned}
\int_{s^2}^{\infty} \frac{1}{(t-s^2)^{2\gamma_n}} \cdot \left[\frac{s^2}{t} \right]^{k-1} dt & \leq \int_{s^2}^{s^2+l_n} \frac{1}{(t-s^2)^{2\gamma_n}} dt + \frac{1}{l_n^{2\gamma_n}} \int_{s^2+l_n}^{\infty} \left[\frac{s^2}{t} \right]^{k-1} dt \\
& = \frac{l_n^{1-2\gamma_n}}{1-2\gamma_n} + \frac{1}{l_n^{2\gamma_n}} \frac{1}{k-2} (s^2 + l_n) \left[\frac{s^2}{s^2+l_n} \right]^{k-1} \\
& \leq \frac{1}{l_n^{2\gamma_n}} \left[\frac{l_n}{1-2\gamma_n} + \frac{1}{k-2} (s^2 + l_n) \right] \\
& = \frac{1}{l_n^{2\gamma_n}} \left[l_n \frac{1}{2} \log n + \frac{1}{k-2} (s^2 + l_n) \right] \\
& \leq_{(1)} \frac{1}{l_n^{\frac{\log n}{2}}} \left[\frac{1}{2} \log n + \frac{1}{k-2} (s^2 + 1) \right] \\
& \leq_{(2)} C [\log n + s^2]
\end{aligned} \tag{A.52}$$

where $l_n \uparrow \infty$ is some sub-polynomial sequence²³, and $\leq_{(1)}$ follows from substituting in the definition of γ_n , and $\leq_{(2)}$ follows from $l_n^{\frac{2}{\log n}} \downarrow 0$.

We bound the second (inner) term on the RHS of the final equality A.51 as follows:

$$\begin{aligned}
& \int_{y \leq \bar{y}_n} \int_{s^2}^{\infty} \frac{1}{(t-s^2)^{2(\frac{1}{2}-\gamma_n)}} \cdot \left[\frac{f_{G_1}(y,t) - f_{G_0}(y,t)}{(f_{G_1}(y,t) \vee \rho_n + f_{G_0}(y,t) \vee \rho_n)^{1/2}} \right]^2 dt dy \\
& \leq_{(1)} 2 \int_{\mathbb{R}} \int_{[s^2, s^2+\delta_n] \cup [s^2+\delta_n, \infty]} \frac{1}{(t-s^2)^{2(\frac{1}{2}-\gamma_n)}} \cdot \left[f_{G_1}^{1/2}(y,t) - f_{G_0}^{1/2}(y,t) \right]^2 dt dy
\end{aligned} \tag{A.53}$$

²³A sub-polynomial sequence l_n is one that satisfies $l_n = o(n^\epsilon)$ for every $\epsilon > 0$.

where $\delta_n := \frac{1}{n} \downarrow 0$, and $\leq_{(1)}$ follows like in the proof of Lemma B.5. Now for the integration over $[s^2, s^2 + \delta_n]$, we have

$$\begin{aligned}
& \int_{[s^2, s^2 + \delta_n]} \frac{1}{(t-s^2)^{2(\frac{1}{2}-\gamma_n)}} \cdot \int_{\mathbb{R}} \left[f_{G_1}^{1/2}(y, t) - f_{G_0}^{1/2}(y, t) \right]^2 dy dt \\
& \leq 2 \int_{[s^2, s^2 + \delta_n]} \frac{1}{(t-s^2)^{2(\frac{1}{2}-\gamma_n)}} \cdot \int_{\mathbb{R}} [f_{G_1}(y, t) + f_{G_0}(y, t)] dy dt \\
& \leq 2 \sup_{t>0} |f_{G_1}(t) + f_{G_0}(t)| \cdot \int_{[s^2, s^2 + \delta_n]} \frac{1}{(t-s^2)^{2(\frac{1}{2}-\gamma_n)}} dt \\
& \leq_{(1)} C \cdot \frac{\delta_n^{2\gamma_n}}{2\gamma_n}
\end{aligned} \tag{A.54}$$

and $\leq_{(1)}$ follows by Lemma B.10, whereas for the integration over $[s^2 + \delta_n, \infty]$ we have

$$\begin{aligned}
& \int_{[s^2 + \delta_n, \infty]} \frac{1}{(t-s^2)^{2(\frac{1}{2}-\gamma_n)}} \cdot \int_{\mathbb{R}} \left[f_{G_1}^{1/2}(y, t) - f_{G_0}^{1/2}(y, t) \right]^2 dy dt \\
& \leq \frac{1}{\delta_n^{2(\frac{1}{2}-\gamma_n)}} \cdot \int_{[s^2 + \delta_n, \infty]} \int_{\mathbb{R}} \left[f_{G_1}^{1/2}(y, t) - f_{G_0}^{1/2}(y, t) \right]^2 dy dt \\
& \leq \frac{1}{\delta_n^{2(\frac{1}{2}-\gamma_n)}} \cdot d^2(f_{G_1}, f_{G_0}).
\end{aligned} \tag{A.55}$$

By substituting (A.54) and (A.55) into (A.53), together with substituting in the definitions of γ_n and δ_n we get

$$\begin{aligned}
& \int_{y \leq \bar{y}_n} \int_{s^2}^{\infty} \frac{1}{(t-s^2)^{2(\frac{1}{2}-\gamma_n)}} \cdot \left[\frac{f_{G_1}(y, t) - f_{G_0}(y, t)}{(f_{G_1}(y, t) \vee \rho_n + f_{G_0}(y, t) \vee \rho_n)^{1/2}} \right]^2 dt dy \\
& \leq C \left[n^{\frac{2}{\log n}} \cdot \frac{1}{n} + n^{-\frac{2}{\log n}} \cdot d^2(f_{G_1}, f_{G_0}) \right].
\end{aligned} \tag{A.56}$$

Note that $n^{\frac{2}{\log n}}$ is a constant.

Therefore, combining (A.50), (A.51), (A.52), and (A.56) we get

$$\begin{aligned}
& \mathbb{E}^{(y, s)} [\hat{\sigma}(y, s | G_1, \rho_n) - \hat{\sigma}(y, s | G_0, \rho_n)]^2 \mathcal{R} \\
& \leq \{ \bar{\sigma}_{G_1}^2 + \bar{\sigma}_{G_0}^2 \} \cdot 2d^2(f_{G_1}, f_{G_0}) \\
& + C \cdot [\bar{s}_n^2 \log n + \bar{s}_n^4] \cdot \left[\frac{1}{n} + d^2(f_{G_1}, f_{G_0}) \right].
\end{aligned} \tag{A.57}$$

□

Theorem B.3. *We have*

$$\begin{aligned} & \mathbb{E}^{(y,s)}[\hat{\mu}(y, s|G_1, \rho_n) - \hat{\mu}^2(y, s|G_0, \rho_n)]^2 \mathcal{R} \\ & \leq C [\bar{\mu}_{G_1}^2 + \bar{\mu}_{G_0}^2 + \bar{s}_n^4 (\tilde{L}(\rho_n) x_n^2 + a_n^2)] d^2(f_{G_1}, f_{G_0}) \end{aligned}$$

for some universal constant $C > 0$, and where

$$\begin{aligned} x_n &:= \bar{\mu}_{G_1} + \bar{\mu}_{G_0} + 2\bar{y}_n, \\ a_n &:= \max\{\tilde{L}(\rho_n) + 1, |\log d^2(f_{G_1}, f_{G_0})|\} \\ \tilde{L}(\rho) &:= \sqrt{-\log(2\pi\rho^2)} \text{ for } 0 < \rho \leq \frac{1}{\sqrt{2\pi}}. \end{aligned} \tag{A.58}$$

Proof. Following through the proof of Theorem B.1 (i.e., from (A.39) up to before the final inequality of (A.48)), we will have

$$\begin{aligned} & \mathbb{E}^{(y,s)}[\hat{\mu}(y, s|G_1, \rho_n) - \hat{\mu}^2(y, s|G_0, \rho_n)]^2 \mathcal{R} \\ & \leq (\bar{\mu}_{G_1}^2 + \bar{\mu}_{G_0}^2) 2d^2(f_{G_1}, f_{G_0}) \\ & + 4 \left[\frac{k}{j} \right]^2 \frac{1}{k-2} \bar{s}_n^4 \cdot \int_{|y| \leq \bar{y}_n} \int_{\mathbb{R}_+} \left[\frac{\frac{\partial}{\partial y} f_{G_1}(y,t) - \frac{\partial}{\partial y} f_{G_0}(y,t)}{(f_{G_1}(y,t) \vee \rho_n + f_{G_0}(y,t) \vee \rho_n)^{1/2}} \right]^2 dt dy \end{aligned} \tag{A.59}$$

where by Lemma B.6 we have

$$\int_{|y| \leq \bar{y}_n} \int_{\mathbb{R}_+} \left[\frac{\frac{\partial}{\partial y} f_{G_1}(y,t) - \frac{\partial}{\partial y} f_{G_0}(y,t)}{(f_{G_1}(y,t) \vee \rho_n + f_{G_0}(y,t) \vee \rho_n)^{1/2}} \right]^2 dt dy \leq C [\tilde{L}(\rho_n) x_n^2 + a_n^2] d^2(f_{G_1}, f_{G_0}). \tag{A.60}$$

and therefore

$$\begin{aligned} & \mathbb{E}^{(y,s)}[\hat{\mu}(y, s|G_1, \rho_n) - \hat{\mu}^2(y, s|G_0, \rho_n)]^2 \mathcal{R} \\ & \leq C [\bar{\mu}_{G_1}^2 + \bar{\mu}_{G_0}^2 + \bar{s}_n^4 (\tilde{L}(\rho_n) x_n^2 + a_n^2)] d^2(f_{G_1}, f_{G_0}). \end{aligned} \tag{A.61}$$

□

Lemma B.5.

$$\int [f_{G_1}(y, s^2) - f_{G_0}(y, s^2)]^2 w^* d(y, s^2) \leq 2d^2(f_{G_1}, f_{G_0})$$

where w^* is defined as in (A.40).

Proof.

$$\begin{aligned}
& \int [f_{G_1}(y, s^2) - f_{G_0}(y, s^2)]^2 w^* d(y, s^2) \\
&=_{(1)} \int \left[f_{G_1}^{1/2}(y, s^2) - f_{G_0}^{1/2}(y, s^2) \right]^2 \cdot \left[f_{G_1}^{1/2}(y, s^2) + f_{G_0}^{1/2}(y, s^2) \right]^2 w^* d(y, s^2) \\
&\leq_{(1)} 2 \int \left[f_{G_1}^{1/2}(y, s^2) - f_{G_0}^{1/2}(y, s^2) \right]^2 d(y, s^2) \\
&= 2d^2(f_{G_1}, f_{G_0})
\end{aligned} \tag{A.62}$$

where $=_{(1)}$ follows by the identity $x^2 - y^2 = (x - y)(x + y)$, and $\leq_{(2)}$ follows because $[f_{G_1}^{1/2}(y, s^2) + f_{G_0}^{1/2}(y, s^2)]^2 w^* \leq 2$. \square

The following lemma (and Lemma B.7) is an extension of Lemma 1 of Jiang and Zhang (2009) from a univariate to a bivariate density of sufficient statistics, which is relevant for our framework of unknown heteroskedasticity.

Lemma B.6.

$$\begin{aligned}
& \int_{\{|y| \leq \bar{y}_n\} \times \mathbb{R}_+} \left[\frac{\partial}{\partial y} f_{G_1}(y, s^2) - \frac{\partial}{\partial y} f_{G_0}(y, s^2) \right]^2 w^* d(y, s^2) \\
&\leq C \cdot d^2(f_{G_1}, f_{G_0}) \left[\tilde{L}^2(\rho_n) x_n^2 + a^2 \right]
\end{aligned}$$

for $a^2 := \max\{\tilde{L}^2(\rho_n) + 1, |\log d^2(f_{G_1}, f_{G_0})|\}$ and $x_n := [\bar{\mu}_{G_1} + \bar{\mu}_{G_0} + 2|y|]$.

Proof. We abbreviate the densities $f_{G_0}(y, s^2)$ and $f_{G_1}(y, s^2)$ as f_{G_0} and f_{G_1} respectively for notational compactness. Let $D^l(\cdot)$ denote the derivative with respect to y ; e.g., $D^l f_{G_0} := \frac{\partial^l}{\partial y^l} f_{G_0}(y, s^2)$.

First define

$$\Delta_l := \left(\int_{\{|y| \leq \bar{y}_n\} \times \mathbb{R}_+} [D^l(f_{G_1} - f_{G_0})]^2 w^* d(y, s^2) \right)^{1/2} \tag{A.63}$$

and note that integration by parts (with respect to the argument y) gives

$$\begin{aligned}
& \Delta_l^2 \\
&= \int_{\{|y| \leq \bar{y}_n\} \times \mathbb{R}_+} D^l(f_{G_1} - f_{G_0})w^* \cdot D^l(f_{G_1} - f_{G_0})dyds^2 \\
&= 0 - \int_{\{|y| \leq \bar{y}_n\} \times \mathbb{R}_+} D^{l-1}(f_{G_1} - f_{G_0}) \{D^{l+1}(f_{G_1} - f_{G_0})w^* + [D^l(f_{G_1} - f_{G_0})][Dw^*]\} dyds^2 \\
&\leq \left| \int_{\{|y| \leq \bar{y}_n\} \times \mathbb{R}_+} D^{l-1}(f_{G_1} - f_{G_0})w^{*1/2} \cdot D^{l+1}(f_{G_1} - f_{G_0})w^{*1/2} dyds^2 \right| \\
&+ \left| \int_{\{|y| \leq \bar{y}_n\} \times \mathbb{R}_+} D^{l-1}(f_{G_1} - f_{G_0}) \cdot D^l(f_{G_1} - f_{G_0})Dw^* dyds^2 \right| \\
&\leq_{(1)} \Delta_{l-1} \Delta_{l+1} \\
&+ \left(\int_{\{|y| \leq \bar{y}_n\} \times \mathbb{R}_+} \{D^{l-1}(f_{G_1} - f_{G_0})\}^2 |Dw^*| dyds^2 \right)^{1/2} \\
&\cdot \left(\int_{\{|y| \leq \bar{y}_n\} \times \mathbb{R}_+} \{D^l(f_{G_1} - f_{G_0})\}^2 |Dw^*| dyds^2 \right)^{1/2} \tag{A.64}
\end{aligned}$$

where $\leq_{(1)}$ follows by Cauchy-Schwarz. Now (let $f_{G'_0}$ denote the derivative of f_{G_0} with respect to y)

$$\begin{aligned}
|Dw^*| &= \left| \frac{\partial}{\partial y} \frac{1}{f_{G_1} \vee \rho_n + f_{G_0} \vee \rho_n} \right| \\
&= \begin{cases} 0 & \text{if } \rho_n > f_{G_1} \text{ and } \rho_n > f_{G_0} \\ |w^* \frac{f'_{G_0}}{f_{G_1} \vee \rho_n + f_{G_0} \vee \rho_n}| & \text{if } f_{G_0} > \rho_n > f_{G_1} \\ |w^* \frac{f'_{G_1}}{f_{G_1} \vee \rho_n + f_{G_0} \vee \rho_n}| & \text{if } f_{G_1} > \rho_n > f_{G_0} \\ |w^* \frac{f'_{G_1} + f'_{G_0}}{f_{G_1} \vee \rho_n + f_{G_0} \vee \rho_n}| & \text{if } f_{G_1} > \rho_n \text{ and } f_{G_0} > \rho_n \end{cases} \\
&\leq w^* \left[\frac{|f'_{G_1}|}{f_{G_1} \vee \rho_n} + \frac{|f'_{G_0}|}{f_{G_0} \vee \rho_n} \right] \\
&\leq w^* \left[\frac{|f'_{G_1}|}{f_{G_1}} + \frac{|f'_{G_0}|}{f_{G_0}} \right] \\
&=_{(1)} w^* \left[\frac{J|\mathbb{E}_{G_1}[\mu|y, s, \sigma] - y|}{\sigma^2} + \frac{J|\mathbb{E}_{G_0}[\mu|y, s, \sigma] - y|}{\sigma^2} \right] \\
&\leq w^* \frac{J}{\sigma^2} [\bar{\mu}_{G_1} + \bar{\mu}_{G_0} + 2|y|] \tag{A.65}
\end{aligned}$$

where $=_{(1)}$ follows from (A.1). Inserting (A.65) into (A.64) gives

$$\Delta_l^2 \leq \Delta_{l-1}\Delta_{l+1} + \frac{J}{\underline{\sigma}^2} \underbrace{[\bar{\mu}_{G_1} + \bar{\mu}_{G_0} + 2|y|]}_{=:x_n} \Delta_{l-1}\Delta_l. \quad (\text{A.66})$$

We now define $l_0 \in \mathbb{N}$ to be the integer satisfying $l_0 < \frac{\tilde{L}(\rho_n)}{2} < l_0 + 1$, and

$$l^* := \min\{l : \Delta_{l+1} \leq \frac{J}{\underline{\sigma}^2} x_n l_0 \Delta_l\}. \quad (\text{A.67})$$

We split the analysis of Δ_1 according to whether $l^* \leq l_0$.

When $l^* \leq l_0$, we have for every $l < l^*$ that $\Delta_{l+1} > \frac{J}{\underline{\sigma}^2} x_n l_0 \Delta_l$, or equivalently, that $\Delta_l < \frac{1}{J \underline{\sigma}^{-2} x_n l_0} \Delta_{l+1}$. Inserting this final inequality into (A.66) gives

$$\Delta_l^2 \leq \Delta_{l-1}\Delta_{l+1}[1 + l_0^{-1}] \quad (\text{A.68})$$

and dividing throughout by $\Delta_l \Delta_{l-1}$ gives

$$\frac{\Delta_l}{\Delta_{l-1}} \leq [1 + l_0^{-1}] \frac{\Delta_{l+1}}{\Delta_l} \quad (\text{A.69})$$

for every $l < l^*$. And thus iterating this through every $l < l^*$ gives

$$\frac{\Delta_1}{\Delta_0} \leq [1 + l_0^{-1}] \frac{\Delta_2}{\Delta_1} \leq [1 + l_0^{-1}]^{l^*-1} \frac{\Delta_{l^*}}{\Delta_{l^*-1}}. \quad (\text{A.70})$$

We now divide (A.66) for $l = l^*$ by $\Delta_{l^*} \Delta_{l^*-1}$ to get

$$\frac{\Delta_{l^*}}{\Delta_{l^*-1}} \leq \frac{\Delta_{l^*+1}}{\Delta_{l^*}} + \frac{J}{\underline{\sigma}^2} x_n \quad (\text{A.71})$$

which we insert into (A.70) to get

$$\begin{aligned} \frac{\Delta_1}{\Delta_0} &\leq [1 + l_0^{-1}]^{l^*-1} \left[\frac{\Delta_{l^*+1}}{\Delta_{l^*}} + \frac{J}{\underline{\sigma}^2} x_n \right] \\ &\leq_{(1)} [1 + l_0^{-1}]^{l^*-1} [l_0 + 1] \frac{J}{\underline{\sigma}^2} x_n \\ &\leq_{(2)} \frac{1}{1+l_0^{-1}} e [1 + l_0] \frac{J}{\underline{\sigma}^2} x_n \\ &= e \cdot l_0 \cdot \frac{J}{\underline{\sigma}^2} x_n \\ &\leq_{(3)} \frac{eJ}{\underline{\sigma}^2} \frac{\tilde{L}(\rho_n)}{2} x_n \end{aligned} \quad (\text{A.72})$$

where $\leq_{(1)}$ follows from definition of l^* and $\leq_{(2)}$ follows²⁴ from $l^* \leq l_0$ and $\leq_{(3)}$ follows from the definition of l_0 . We thus have $\Delta_1^2 \leq \frac{(eJ)^2}{4\sigma^4} \cdot d^2(f_{G_1}, f_{G_0}) \tilde{L}^2(\rho_n) x_n^2$ by Lemma B.5. This concludes the analysis under $l^* \leq l_0$.

Now when $l_0 < l^*$, we use arguments identical to the above to show that for every $l \leq l_0$,

$$\frac{\Delta_1}{\Delta_0} \leq [1 + l_0^{-1}]^l \frac{\Delta_{l+1}}{\Delta_l} \quad (\text{A.73})$$

so that

$$\left(\frac{\Delta_1}{\Delta_0} \right)^{l_0+1} \leq \left[\prod_{l=0}^{l_0} (1 + l_0)^l \frac{\Delta_{l+1}}{\Delta_l} \right] \quad (\text{A.74})$$

or

$$\begin{aligned} \frac{\Delta_1}{\Delta_0} &\leq \left[\prod_{l=0}^{l_0} (1 + l_0)^l \right]^{\frac{1}{l_0+1}} \left[\frac{\Delta_{l_0+1}}{\Delta_0} \right]^{\frac{1}{l_0+1}} \\ &= (1 + l_0^{-1})^{l_0/2} \cdot \left[\frac{\Delta_{l_0+1}}{\Delta_0} \right]^{\frac{1}{l_0+1}} \end{aligned} \quad (\text{A.75})$$

where the final equality of (A.75) may be directly verified.

Now since $w^* \leq (2\rho_n)^{-1}$, coupled with the fact that $a^2 \geq 2(l_0 + 1) - 1$ by definitions of (a, l_0) for small enough ρ_n , this would allow application of Lemma B.7 to give

$$\begin{aligned} &\Delta_{l_0+1}^2 \\ &\leq \frac{1}{2\rho_n} \cdot \int_{|y| \leq \bar{y}_n} \int_{\mathbb{R}_+} \{D^{l_0+1}(f_{G_1} - f_{G_0})\}^2 d(y, s^2) \\ &\leq \frac{1}{2\rho_n} \cdot C \cdot [a^{2(l_0+1)} d^2(f_{G_1}, f_{G_0}) + a^{2(l_0+1)-1} \exp(-a^2)] \\ &\leq_{(1)} C \frac{1}{\rho_n} d^2(f_{G_1}, f_{G_0}) a^{2(l_0+1)} \left[1 + \frac{1}{a}\right] \\ &\leq_{(2)} C \frac{1}{\rho_n \sqrt{2\pi}} d^2(f_{G_1}, f_{G_0}) a^{2(l_0+1)} \end{aligned} \quad (\text{A.76})$$

where $\leq_{(1)}$ follows by $\exp(-a^2) \leq d^2(f_{G_1}, f_{G_0})$ by definition of a , and $\leq_{(2)}$ follows by $a \geq 1$.

²⁴By assumption of this part of analysis – see line before (A.68).

We then insert (A.76) into (A.75) to get

$$\begin{aligned}
\Delta_1 &\leq (1 + l_0^{-1})^{l_0/2} \cdot \Delta_0^{\frac{l_0}{l_0+1}} \cdot \left[\frac{1}{\rho_n \sqrt{2\pi}} d^2(f_{G_1}, f_{G_0}) a^{2(l_0+1)} C \right]^{\frac{1}{2(l_0+1)}} \\
&\leq_{(1)} \sqrt{e} d(f_{G_1}, f_{G_0}) a \cdot (2\pi \rho_n^2)^{-\frac{1}{4l_0+4}} \cdot C^{\frac{1}{2(l_0+1)}} \\
&\leq_{(2)} \sqrt{e} d(f_{G_1}, f_{G_0}) a \cdot \exp(\frac{1}{2}) \cdot C^{\frac{1}{2(l_0+1)}}
\end{aligned} \tag{A.77}$$

where $\leq_{(1)}$ follows by using Lemma B.5, and $\leq_{(2)}$ follows because

$$\begin{aligned}
-\frac{1}{4l_0+4} \log(2\pi \rho_n^2) &= \frac{1}{4l_0+4} \tilde{L}(\rho_n) \\
&\leq_{(3)} \frac{1}{4l_0+4} (2l_0 + 2) \\
&= \frac{1}{2}
\end{aligned} \tag{A.78}$$

where $\leq_{(3)}$ follows by definition of l_0 . Note that $C^{\frac{1}{2(l_0+1)}} \rightarrow 1$, because $l_0 \uparrow \infty$ by $\rho_n \downarrow 0$. \square

Lemma B.7. For all $l \in \mathbb{N}$ and $a \geq \sqrt{2l-1}$,

$$\begin{aligned}
&\int_{|y| \leq \bar{y}_n} \int_{\mathbb{R}_+} \{D^l(f_{G_1} - f_{G_0})\}^2 d(y, s^2) \\
&\leq C \cdot [a^{2l} d^2(f_{G_1}, f_{G_0}) + a^{2l-1} \exp(-a^2)]
\end{aligned} \tag{A.79}$$

where D^l represents the l^{th} derivative with respect to y .

Proof. First define $h^*(u; s^2) := \int e^{iux} h(y, s^2) dy$ where $h(y, s^2)$ is an arbitrary integrable function. Now

$$\begin{aligned}
&|f_{G_1}^*(u; s^2)| \\
&= \left| \int e^{iuy} \int \frac{1}{\sigma/\sqrt{J}} \phi\left(\frac{y-\mu}{\sigma/\sqrt{J}}\right) \gamma(s^2|k, \theta) dG(\mu, \sigma) dy \right| \\
&= \left| \int \frac{1}{\sigma/\sqrt{J}} \int e^{iuy} \phi\left(\frac{y-\mu}{\sigma/\sqrt{J}}\right) dy \cdot \gamma(s^2|k, \theta) dG(\mu, \sigma) \right|
\end{aligned} \tag{A.80}$$

$$\begin{aligned}
&\text{and } \frac{1}{\sigma/\sqrt{J}} \int e^{iuy} \phi\left(\frac{y-\mu}{\sigma/\sqrt{J}}\right) dy \\
&=_{(1)} \int \exp\left(iu \left[\frac{y\sigma}{\sqrt{J}} + \mu\right]\right) \phi(y) dy \\
&= \frac{1}{\sqrt{2\pi}} \exp(iu\mu) \int \exp\left(iu \frac{\sigma}{\sqrt{J}} y - \frac{y^2}{2}\right) dy \\
&=_{(2)} \exp(iu\mu) \exp\left(-\frac{u^2}{2}\right).
\end{aligned} \tag{A.81}$$

where $=_{(1)}$ follows by a change of variables $\tilde{y} = \frac{y-\mu}{\sigma/\sqrt{J}}$, and $=_{(2)}$ follows by completing the square within the second exponential term and taking the fourier transform of the Gaussian density. Now inserting (A.81) into (A.80) gives us

$$\begin{aligned} |f_{G_1}^*(u; s^2)| &= \left| \exp(iu\mu) \exp(-\frac{u^2}{2}) \int \gamma(s^2|k, \theta) dG(\mu, \sigma) \right| \\ &\leq |\exp(iu\mu)| \exp(-\frac{u^2}{2}) f_{G_1}(s^2) \\ &\leq \exp(-\frac{u^2}{2}) f_{G_1}(s^2). \end{aligned} \quad (\text{A.82})$$

Therefore it follows from the Plancherel identity that

$$\begin{aligned} &\int \{D^l(f_{G_1} - f_{G_0})\}^2 dy \\ &= \frac{1}{2\pi} \int u^{2l} |f_{G_1}^*(u; s^2) - f_{G_0}^*(u; s^2)|^2 du \\ &= \frac{1}{2\pi} \int_{\{|u| \leq a\} \cup \{|u| > a\}} u^{2l} |f_{G_1}^*(u; s^2) - f_{G_0}^*(u; s^2)|^2 du \\ &\leq_{(1)} \frac{1}{2\pi} a^{2l} \int_{\{|u| \leq a\}} |f_{G_1}^*(u; s^2) - f_{G_0}^*(u; s^2)|^2 du + \frac{1}{2\pi} \int_{\{|u| > a\}} u^{2l} \exp(-u^2) [f_{G_1}(s^2) + f_{G_0}(s^2)]^2 du \\ &\leq \frac{1}{2\pi} a^{2l} \int |f_{G_1}^*(u; s^2) - f_{G_0}^*(u; s^2)|^2 du + \frac{1}{2\pi} \int_{\{|u| > a\}} u^{2l} \exp(-u^2) [f_{G_1}(s^2) + f_{G_0}(s^2)]^2 du \\ &\leq_{(2)} a^{2l} \int |f_{G_1}(y, s^2) - f_{G_0}(y, s^2)|^2 dy + \frac{1}{2\pi} [f_{G_1}(s^2) + f_{G_0}(s^2)]^2 \cdot a^{2l-1} \exp(-a^2) \\ &\implies \int \{D^l(f_{G_1} - f_{G_0})\}^2 d(y, s^2) \\ &\leq a^{2l} \int |f_{G_1}(y, s^2) - f_{G_0}(y, s^2)|^2 d(y, s^2) + \frac{1}{2\pi} \int [f_{G_1}(s^2) + f_{G_0}(s^2)]^2 ds^2 \cdot a^{2l-1} \exp(-a^2) \\ &\leq_{(3)} a^{2l} \int \left[f_{G_1}^{1/2}(y, s^2) + f_{G_0}^{1/2}(y, s^2) \right]^2 d(y, s^2) \cdot d^2(f_{G_1}, f_{G_0}) \\ &\quad + \frac{1}{2\pi} \int [f_{G_1}(s^2) + f_{G_0}(s^2)]^2 ds^2 \cdot a^{2l-1} \exp(-a^2) \\ &\leq_{(4)} C \cdot [a^{2l} d^2(f_{G_1}, f_{G_0}) + a^{2l-1} \exp(-a^2)] \end{aligned} \quad (\text{A.83})$$

where $\leq_{(1)}$ follows from (A.82), and $\leq_{(2)}$ follows from the calculus inequality for $a \geq \sqrt{2l-1}$ (see JZ proof)

$$\int_{\{|u| > a\}} u^{2l} \exp(-u^2) du \leq a^{2a-1} \exp(-a^2). \quad (\text{A.84})$$

and $\leq_{(3)}$ follows from the identity $x^2 - y^2 = (x+y)(x-y)$ then applying Cauchy-Schwarz. Finally, $\leq_{(4)}$ follows from Lemma B.10, and that both $f_G(y, s^2)$ and $f_G(s^2)$ integrate to 1 for

$G = G_0$ or G_1 . □

B.5 MSEs over region \mathcal{R}^c

Recall that the indicator function \mathcal{R} is defined as in (A.20), with \mathcal{R}^c being its complement.

Lemma B.8 (Bounding over \mathcal{R}^c).

$$\begin{aligned} \mathbb{E}_{G_0}^{\mathcal{Y}_1} \left\{ \left[\hat{\sigma}^2(y_1, s_1 | \hat{G}^{(1)}, \rho) - \hat{\sigma}^2(y_1, s_1 | G_0, \rho) \right]^2 \mathcal{R}^c \right\} &\leq [\bar{\sigma}_{\hat{G}^{(1)}}^4 + \bar{\sigma}_{G_0}^4] \cdot o(n^{-1}), \\ \text{and } \mathbb{E}_{G_0}^{\mathcal{Y}_1} \left\{ \left[\hat{\sigma}(y_1, s_1 | \hat{G}^{(1)}, \rho) - \hat{\sigma}(y_1, s_1 | G_0, \rho) \right]^2 \mathcal{R}^c \right\} &\leq [\bar{\sigma}_{\hat{G}^{(1)}}^2 + \bar{\sigma}_{G_0}^2] \cdot o(n^{-1}), \\ \text{and } \mathbb{E}_{G_0}^{\mathcal{Y}_1} \left\{ \left[\hat{\mu}(y_1, s_1 | \hat{G}^{(1)}, \rho) - \hat{\mu}(y_1, s_1 | G_0, \rho) \right]^2 \mathcal{R}^c \right\} &\leq [\bar{\mu}_{\hat{G}^{(1)}}^2 + \bar{\sigma}_{G_0}^2] \cdot o(n^{-1}). \end{aligned}$$

Proof. Observe that $\mathcal{R}^c \leq \{|y_1| > \bar{y}_n\} + \{s_1 > \bar{s}_n\}$, and thus by Lemma B.9, we have $\mathbb{E}_{G_0}^{\mathcal{Y}_1} \mathcal{R}^c = o(n^{-1})$. For example,

$$\begin{aligned} \mathbb{E}_{G_0}^{\mathcal{Y}_1} \{|y_1| > \bar{y}_n\} &= \int \int_{\{|y| > \bar{y}_n\}} f_{G_0}(y | s^2) dy f_{G_0}(s^2) ds^2 \\ &= \int \int \int_{\{|y| > \bar{y}_n\}} \frac{1}{\sigma} \phi\left(\frac{y-\mu}{\sigma}\right) dy dG_0(\mu, \sigma) f_{G_0}(s^2) ds^2 \\ &=_{(1)} o(n^{-1}) \int \int dG_0(\mu, \sigma) f_{G_0}(s^2) ds^2 \\ &= o(n^{-1}) \end{aligned} \tag{A.85}$$

where $=_{(1)}$ is a consequence of Lemma B.9. □

B.6 Auxiliary Lemmas

Lemma B.9 (Convergence rates for integrals). *Let $\theta := \sigma^2/k$. For $\mu \leq \bar{\mu}_{G_0}$ and $\sigma \leq \bar{\sigma}_{G_0}$,*

$$\begin{aligned} \int_{|y| > \bar{y}_n} \phi(y | \mu, \sigma) dy &= o(n^{-1}) \\ \int_{s > \bar{s}_n} \gamma(s^2 | k, \theta) ds &= o(n^{-1}) \end{aligned}$$

where \bar{y}_n and \bar{s}_n are defined as in (A.20).

Proof. For the first statement of (A.86),

$$\begin{aligned}
\phi(y \mid \mu, \sigma) &= \frac{1}{\sqrt{2\pi}\sigma} \exp\left(-0.5 \left(\frac{y-\mu}{\sigma}\right)^2\right) \\
&\leq_{(1)} \frac{1}{\sqrt{2\pi}\bar{\sigma}_{G_0}} \exp\left(-0.5 \log n^2\right) \\
&= \frac{1}{\sqrt{2\pi}\bar{\sigma}_{G_0}} n^{-1} \\
&= o(n^{-1})
\end{aligned}$$

where $\leq_{(1)}$ follows because for our selection of \bar{y}_n , the function $\frac{1}{\sigma}\phi\left(\frac{y-\mu}{\sigma}\right)$ is maximized by σ being as large as possible. An application of dominated convergence then yields the desired result of (A.86).

For the second statement of (A.86), we first note that there exists a large enough \bar{x} such that the function $x^k \exp(-x)$ is strictly decreasing in x for $x > \bar{x}$. Now recall that $\theta := \sigma^2/k$, and so

$$\begin{aligned}
\gamma(s^2 \mid k, \theta) &= \frac{1}{\Gamma(k)\theta^k} [s^2]^{k-1} \exp\left(-\frac{s^2}{\theta}\right) \\
&= \frac{1}{\Gamma(k)} \frac{1}{s^2} \cdot \left[\frac{s^2}{\theta}\right]^k \exp\left(-\frac{s^2}{\theta}\right) \\
&\leq \frac{1}{\Gamma(k)} \frac{1}{\bar{s}_n^2} \cdot \log^k(n) \cdot \exp(-\log n^2) \\
&= \frac{k}{\Gamma(k)} \frac{1}{\bar{\sigma}_{G_0}^2} \log^{k-1}(n) \cdot n^{-2} \\
&= o(n^{-1}).
\end{aligned}$$

□

Lemma B.10 (Bounded densities). *Let $\theta := \sigma^2/k$, and suppose that $\sigma \geq \underline{\sigma}$. Then*

$$\begin{aligned}
\phi(y \mid \mu, \sigma) &\leq \frac{1}{\sqrt{2\pi}\underline{\sigma}^2} \\
\gamma(s^2 \mid k, \theta) &\leq \frac{k(k-1)^{k-1}}{\Gamma(k)} \frac{1}{\underline{\sigma}^2}.
\end{aligned}$$

Proof. For the first statement, $\phi(y \mid \mu, \sigma) \leq \frac{1}{\sqrt{2\pi}\underline{\sigma}^2}$ is immediate. For the second statement, note that the gamma density $\gamma(s^2 \mid k, \theta)$ attains a maximum (over s^2) of

$$\frac{1}{\Gamma(k)\theta^k} [(k-1)\theta]^{k-1} \exp(-(k-1)) \leq \frac{k(k-1)^{k-1}}{\Gamma(k)} \frac{1}{\underline{\sigma}^2}. \quad (\text{A.86})$$

□

B.7 NPMLE density estimation

This section provides adaptations of results in Ghosal and van der Vaart (2001) on maximum likelihood estimation of normal mixtures to accommodate our setting²⁵. In this regard, Lemmas B.14, B.13+B.12 and B.11 are extensions of Lemma 3.4, Theorem 3.3 and Theorem 4.1 of Ghosal and van der Vaart (2001) respectively.

Notations. The notation $G(A \times B)$ for a bivariate distribution G and sets $A, B \subset \mathbb{R}$ denotes the probability that G places on the event $(\mu \in A, \sigma \in B)$. The notation $X \lesssim Y$ means that there exists a constant C , possibly dependent on $(\gamma_1, \gamma_2, \underline{\sigma}, L)$ but independent of ϵ , such that $X \leq CY$. Furthermore, all (generic) constants C defined are also possibly dependent on $(\gamma_1, \gamma_2, \underline{\sigma}, L)$ but independent of ϵ . Let $\vee_i x_i$ denote the maximum of $\{x_i\}_{i \in [k]}$. Let $\|\cdot\|_\infty$ denote the sup-norm and for two densities f and f' , let $d(f, f')$ denotes their Hellinger distance. Let $N_{[]}(\epsilon, \mathcal{F}, m)$ and $N(\epsilon, \mathcal{F}, m)$ denote the ϵ -bracketing and ϵ -covering numbers respectively for the set \mathcal{F} under metric m (see, e.g., Ghosal and van der Vaart (2001) for precise definitions).

First introduce the following definition

$$\mathcal{G}(\epsilon) := \left\{ G : G\left([-L(\log \frac{1}{\epsilon})^{\gamma_1}, L(\log \frac{1}{\epsilon})^{\gamma_1}] \times [\underline{\sigma}, L(\log \frac{1}{\epsilon})^{\gamma_2}]\right) = 1 \right\} \quad (\text{A.87})$$

where $(\gamma_1, \gamma_2, \underline{\sigma}, L) > 0$ are taken to be constants throughout our analysis.

Let $x \in \mathbb{R}^k$ and define

$$p_G(x) := \int \prod_{i=1}^k \frac{1}{\sigma} \phi\left(\frac{x_i - \mu}{\sigma}\right) dG(\mu, \sigma) \quad (\text{A.88})$$

for $G \in \mathcal{G}(\epsilon)$ and k is also a constant throughout our analysis. Finally let

$$\mathcal{F}(\epsilon) := \{p_G : G \in \mathcal{G}(\epsilon)\}. \quad (\text{A.89})$$

Lemma B.11. *Suppose $p_{0,n} \in \mathcal{F}(n^{-1})$. Define*

$$\varepsilon_n := n^{-1/2} (\log n)^{2[\gamma_1 \vee \frac{1}{2} + \gamma_2] + \frac{1}{2}}. \quad (\text{A.90})$$

²⁵That is, to accommodate bivariate distributions on (μ, σ) with possibly growing supports for both μ and σ and also multiple observations per unit.

Let $\hat{p}_n \in \mathcal{F}(n^{-1})$ satisfy

$$n^{-1} \sum_{i=1}^n \hat{p}_n(X_i) \geq \sup_{p \in \mathcal{F}(n^{-1})} n^{-1} \sum_{i=1}^n p(X_i) - \frac{1}{24} \varepsilon_n^2. \quad (\text{A.91})$$

Then there exist positive constants²⁶ (c_1, c_2) such that

$$\mathbb{P} \{d(\hat{p}_n, p_{0,n}) > c_1 \varepsilon_n\} \lesssim \exp(-c_2 (\log n)^3). \quad (\text{A.92})$$

Proof. By Lemma B.12, we have that

$$\log N_{[]}(\varepsilon_n, \mathcal{F}(n^{-1}), d) \lesssim \left(\log \frac{1}{\varepsilon_n}\right)^{4[\gamma_1 \vee \frac{1}{2} + \gamma_2] + 1}. \quad (\text{A.93})$$

Then

$$\begin{aligned} & \int_0^{\varepsilon_n} \sqrt{\log N_{[]} (u, \mathcal{F}(n^{-1}), d)} du \\ & \lesssim (\log \sqrt{n} - [2(\gamma_1 \vee \frac{1}{2} + \gamma_2) + \frac{1}{2}] \log \log n)^{2[\gamma_1 \vee \frac{1}{2} + \gamma_2] + \frac{1}{2}} \cdot \varepsilon_n \\ & = \frac{(\frac{1}{2} \log n - [2(\gamma_1 \vee \frac{1}{2} + \gamma_2) + \frac{1}{2}] \log \log n)^{2[\gamma_1 \vee \frac{1}{2} + \gamma_2] + \frac{1}{2}}}{(\log n)^{2[\gamma_1 \vee \frac{1}{2} + \gamma_2] + \frac{1}{2}}} \cdot \sqrt{n} \varepsilon_n^2 \\ & \lesssim \sqrt{n} \varepsilon_n^2. \end{aligned} \quad (\text{A.94})$$

Thus by Theorem 2 of Wong and Shen (1995), there exists positive constants (c_1, c_2) such that

$$\begin{aligned} \mathbb{P} \{d(\hat{p}_n, p_{0,n}) > c_1 \varepsilon_n\} & \leq 4 \exp(-c_2 n \varepsilon_n^2) \\ & = 4 \exp\left(-c_2 [\log n]^{4[\gamma_1 \vee \frac{1}{2} + \gamma_2] + 1}\right) \\ & \lesssim \exp(-c_2 (\log n)^3). \end{aligned} \quad (\text{A.95})$$

□

Lemma B.12. Let $\gamma_1 \geq 1/2$, $\gamma_2 \geq 0$. We have

$$\log N_{[]}(\epsilon, \mathcal{F}(\epsilon), d) \lesssim \left(\log \frac{1}{\epsilon}\right)^{4[\gamma_1 + \gamma_2] + 1}. \quad (\text{A.96})$$

²⁶See e.g., final remark of Section 3 of Wong and Shen (1995) for choice of constants.

Proof. Again let $\bar{\mu} := L(\log \frac{1}{\epsilon})^{\gamma_1}$ and $\bar{\sigma} := L(\log \frac{1}{\epsilon})^{\gamma_2}$, and η satisfying $\eta \leq \epsilon$ be a positive constant to be chosen later. Let f_1, \dots, f_N be an η -net for $\mathcal{F}(\epsilon)$ with the $\|\cdot\|_\infty$ norm, where N is again a positive constant to be chosen later.

Define

$$E(x_j) := \{x_j \leq 2\bar{\mu}\} \frac{1}{\underline{\sigma}} \phi(0) + \{x_j > 2\bar{\mu}\} \frac{1}{\underline{\sigma}} \phi\left(\frac{x_j}{2\bar{\sigma}}\right) \quad (\text{A.97})$$

and note that $\prod_{j=1}^k E(x_j)$ is an envelope for $\mathcal{F}(\epsilon)$, because we have that for every $|\mu| \leq \bar{\mu}$ and $\underline{\sigma} \leq \sigma \leq \bar{\sigma}$,

$$\{x_j \leq 2\bar{\mu}\} \left[\frac{1}{\underline{\sigma}} \phi(0) - \frac{1}{\sigma} \phi\left(\frac{x_j - \mu}{\sigma}\right) \right] + \{x_j > 2\bar{\mu}\} \left[\frac{1}{\underline{\sigma}} \phi\left(\frac{x_j}{2\bar{\sigma}}\right) - \frac{1}{\sigma} \phi\left(\frac{x_j - \mu}{\sigma}\right) \right] \geq 0 \quad (\text{A.98})$$

for every $j = 1, \dots, k$.

Now define $l_i := \max(f_i - \eta, 0)$ and $u_i := \min(f_i + \eta, \prod_j E(x_j))$, and note that we have²⁷ $\mathcal{F}(\epsilon) \subset \cup_{i=1}^N [l_i, u_i]$, because if²⁸ $p \in B(\eta, f_i, \|\cdot\|_\infty)$, then

$$\begin{aligned} & \|f_i - p\|_\infty < \eta \\ \implies & l_i(x) \leq p(x) \leq u_i(x) \\ \implies & p(x) \in [l_i, u_i]. \end{aligned} \quad (\text{A.99})$$

Now $u_i - l_i \leq \min(2\eta, \prod_j E(x_j))$, and therefore for any $B > 0$, we have

$$\int u_i(x) - l_i(x) dx \leq \int \prod_{j=1}^k [\{x_j \leq B\} + \{x_j > B\}] \min(2\eta, \prod_j E(x_j)) dx. \quad (\text{A.100})$$

We choose $B := \max(2L, \sqrt{8}\bar{\sigma} \lceil \log \frac{1}{\eta} \rceil^{\gamma_1})$ and now study each term that results from the product expansion within the integral. The term

$$\int \prod_{j=1}^k \{x_j \leq B\} \min(2\eta, \prod_j E(x_j)) dx \leq 2\eta B^k \quad (\text{A.101})$$

²⁷Here $[l_i, u_i]$ represents the set of all functions $f : \mathbb{R}^k \mapsto \mathbb{R}$ such that $l_i(x) \leq f(x) \leq u_i(x)$ for all x .

²⁸Here $B(\eta, f_i, \|\cdot\|_\infty)$ represents the set of all $p \in \mathcal{F}(\epsilon)$ satisfying $\|f_i - p\|_\infty < \eta$.

is the term of the leading order since for any arbitrary set $S \subset \{1, \dots, k\}$,

$$\begin{aligned}
& \int \prod_{j \in S} \{x_j \leq B\} \prod_{j \in S^c} \{x_j > B\} \min(2\eta, \prod_j E(x)) dx \\
& \leq B^{|S|} \cdot \left[\frac{1}{\underline{\sigma}} \phi(0)\right]^{|S|} \cdot \prod_{j \notin S} \int_{x_j > B} E(x_j) dx_j \\
& \lesssim_{(1)} B^{|S|} \prod_{j \in S^c} E(B) \\
& \leq B^{|S|} \eta^{|S^c|}.
\end{aligned} \tag{A.102}$$

where $\lesssim_{(1)}$ follows by $B \geq 2\bar{\mu}$ and the Mill's ratio. Thus by returning to the integral (A.100) we have

$$\int u_i(x) - l_i(x) dx \lesssim \eta B^k \lesssim \eta [\log \frac{1}{\eta}]^{k[\gamma_1 + \gamma_2]} \tag{A.103}$$

and therefore

$$N_{[]} (C\eta [\log \frac{1}{\eta}]^{k[\gamma_1 + \gamma_2]}, \mathcal{F}(\epsilon), \|\cdot\|_1) \leq N \tag{A.104}$$

for some constant C . By Lemma B.13, we can choose $N \lesssim (\log \frac{1}{\eta})^{4[\gamma_1 + \gamma_2] + 1}$, and we then choose η to satisfy the equation

$$C\eta [\log \frac{1}{\eta}]^{k[\gamma_1 + \gamma_2]} = \epsilon. \tag{A.105}$$

Note that $\log \frac{1}{\eta} \sim \log \frac{1}{\epsilon}$, so that we have

$$N_{[]} (\epsilon, \mathcal{F}(\epsilon), \|\cdot\|_1) \lesssim (\log \frac{1}{\epsilon})^{4[\gamma_1 + \gamma_2] + 1}. \tag{A.106}$$

By the inequality $d^2(f, g) \leq \|f - g\|_1$, we have

$$N_{[]} (\epsilon, \mathcal{F}(\epsilon), d) \leq N_{[]} (\epsilon^2, \mathcal{F}(\epsilon), \|\cdot\|_1) \lesssim (\log \frac{1}{\epsilon^2})^{4[\gamma_1 + \gamma_2] + 1} \lesssim (\log \frac{1}{\epsilon})^{4[\gamma_1 + \gamma_2] + 1}. \tag{A.107}$$

□

Lemma B.13. *Let $\gamma_1 \geq 1/2$, $\gamma_2 \geq 0$. We have*

$$\log N(\epsilon, \mathcal{F}(\epsilon), \|\cdot\|_\infty) \lesssim (\log \frac{1}{\epsilon})^{4[\gamma_1 + \gamma_2] + 1} \tag{A.108}$$

Proof. Let $\mathcal{F}_d(\epsilon) := \{p_G : G \in \mathcal{G}_d(\epsilon)\}$ where

$$\mathcal{G}_d(\epsilon) := \{G \in \mathcal{G}(\epsilon) \text{ is discrete with at most } N \leq C \left(\log \frac{1}{\epsilon}\right)^{4[\gamma_1 + \gamma_2]} \text{ support points}\}. \quad (\text{A.109})$$

By Lemma B.14, C is a constant that can be chosen such that $\mathcal{F}_d(\epsilon)$ is an ϵ -net²⁹ over $\mathcal{F}(\epsilon)$. Thus an ϵ -net over $\mathcal{F}_d(\epsilon)$ will be an 2ϵ -net³⁰ over $\mathcal{F}(\epsilon)$.

Now we choose an ϵ -net \mathcal{S} over the N -dimensional simplex for the L_1 norm. By Lemma A.4 of Ghosal and van der Vaart (2001), this can be chosen such that $|\mathcal{S}| \leq \left(\frac{5}{\epsilon}\right)^N$.

We further define $\mathcal{F}'_d(\epsilon) := \{p_G : G \in \mathcal{G}'_d(\epsilon)\}$ where

$$\begin{aligned} \mathcal{G}'_d(\epsilon) &:= \{G \in \mathcal{G}_d(\epsilon) \text{ with } N \text{ support points of the form } (\pm\eta_1\epsilon, \underline{\sigma} + \eta_2\epsilon) \\ &\text{where } \eta_1, \eta_2 = 0, 1, \dots, \text{ with its weights coming from } \mathcal{S}\}. \end{aligned} \quad (\text{A.110})$$

Clearly we have $\mathcal{F}'_d(\epsilon) \subset \mathcal{F}_d(\epsilon)$.

Now for each

$$p_G(x) := \sum_{j=1}^N w_j \prod_{i=1}^k \frac{1}{\sigma_j} \phi\left(\frac{x_i - \mu_j}{\sigma_j}\right) \in \mathcal{F}_d(\epsilon), \quad (\text{A.111})$$

we choose the

$$p_{G'}(x) := \sum_{j=1}^N w'_j \prod_{i=1}^k \frac{1}{\sigma'_j} \phi\left(\frac{x_i - \mu'_j}{\sigma'_j}\right) \in \mathcal{F}'_d(\epsilon), \quad (\text{A.112})$$

that is closest in the sense that $|\mu_j - \mu'_j| < \epsilon$, and $|\sigma_j - \sigma'_j| < \epsilon$, and $\sum_{j=1}^N |w_j - w'_j| < \epsilon$ for all $j = 1, \dots, N$.

Then

$$\begin{aligned} &\sup_x |p_G(x) - p_{G'}(x)| \\ &\leq \sup_x \left| \sum_j w_j \left\{ \prod_{i=1}^k \frac{1}{\sigma_j} \phi\left(\frac{x_i - \mu_j}{\sigma_j}\right) - \prod_{i=1}^k \frac{1}{\sigma_j} \phi\left(\frac{x_i - \mu'_j}{\sigma_j}\right) \right\} \right| \\ &\quad + \sup_x \left| \sum_j w_j \left\{ \prod_{i=1}^k \frac{1}{\sigma_j} \phi\left(\frac{x_i - \mu'_j}{\sigma_j}\right) - \prod_{i=1}^k \frac{1}{\sigma'_j} \phi\left(\frac{x_i - \mu'_j}{\sigma'_j}\right) \right\} \right| \\ &\quad + \sup_x \left| \sum_j [w_j - w'_j] \prod_{i=1}^k \frac{1}{\sigma'_j} \phi\left(\frac{x_i - \mu'_j}{\sigma'_j}\right) \right|. \end{aligned} \quad (\text{A.113})$$

²⁹In the $\|\cdot\|_\infty$ norm.

³⁰Also in the $\|\cdot\|_\infty$ norm.

Using the identity

$$\prod_{i=1}^k z_i - \prod_{i=1}^k y_i = \sum_{i=1}^k (\prod_{s=1}^{i-1} y_s)(z_i - y_i)(\prod_{s=i+1}^k z_s) \quad (\text{A.114})$$

and the fact that the derivatives of $\frac{1}{\sigma}\phi(\frac{x}{\sigma})$ with respect to σ and x are uniformly bounded for $\sigma > \underline{\sigma}$, we show that the first and second terms on the RHS of (A.113) are bounded by constant multiples of $\sup_{j \leq N} |\mu_j - \mu'_j| < \epsilon$ and $\sup_{j \leq N} |\sigma_j - \sigma'_j| < \epsilon$ respectively. And again using a similar argument we can show that the final term on the RHS of (A.113) is bounded by a constant multiple of $\sum_{j=1}^N |w_j - w'_j| < \epsilon$.

Thus we have $\sup_x |p_G(x) - p_{G'}(x)| \lesssim \epsilon$, which implies that $\mathcal{F}'_d(\epsilon)$ is a ϵ -net over $\mathcal{F}_d(\epsilon)$, and consequently a 2ϵ -net over $\mathcal{F}(\epsilon)$. Furthermore, the cardinality of $\mathcal{F}'_d(\epsilon)$ is

$$|\mathcal{F}'_d(\epsilon)| \lesssim \left(\frac{2\bar{\mu}}{\epsilon}\right)^N \cdot \left(\frac{\bar{\sigma} - \underline{\sigma}}{\epsilon}\right)^N \cdot \left(\frac{5}{\epsilon}\right)^N = (10\bar{\mu}[\bar{\sigma} - \underline{\sigma}])^N \epsilon^{-3N}. \quad (\text{A.115})$$

This implies we have for some constants (C_1, C_2)

$$\begin{aligned} & \log N(C_1\epsilon, \mathcal{F}(\epsilon), \|\cdot\|_\infty) \\ & \leq N \log(10\bar{\mu}[\bar{\sigma} - \underline{\sigma}]) + 3N \log\left(\frac{1}{\epsilon}\right) + C_2 \\ & \lesssim \left(\log \frac{1}{\epsilon}\right)^{4[\gamma_1 + \gamma_2]} \cdot \log(10L^2 \log\left[\frac{1}{\epsilon}\right]^{\gamma_1 + \gamma_2}) + \left(\log \frac{1}{\epsilon}\right)^{4[\gamma_1 + \gamma_2]} \log\left(\frac{1}{\epsilon}\right) \\ & \lesssim \left(\log \frac{1}{\epsilon}\right)^{4[\gamma_1 + \gamma_2] + 1}. \end{aligned} \quad (\text{A.116})$$

□

Lemma B.14. *Suppose $\gamma_1 \geq \frac{1}{2}$, $\gamma_2 \geq 0$. For any $G \in \mathcal{G}(\epsilon)$, there exists a discrete $G' \in \mathcal{G}(\epsilon)$ with at most $N \lesssim (\log \frac{1}{\epsilon})^{4[\gamma_1 + \gamma_2]}$ support points such that*

$$\|p_G - p_{G'}\|_\infty < \epsilon. \quad (\text{A.117})$$

Proof. Throughout this proof, let $\bar{\mu} := L(\log \frac{1}{\epsilon})^{\gamma_1}$, $\bar{\sigma} := L(\log \frac{1}{\epsilon})^{\gamma_2}$ and

$$M := \max\left(\bar{\mu} + \bar{\sigma}\bar{\mu}, \sqrt{8}\bar{\sigma}(\log \frac{1}{\epsilon})^{1/2}\right). \quad (\text{A.118})$$

Note that we have

$$\begin{aligned}
\sup_{\max_i |x_i| > M} |p_G(x) - p_{G'}(x)| &\leq_{(1)} 2 \frac{1}{\sigma^{k-1}} \phi^{k-1}(0) \frac{1}{\bar{\sigma}} \phi\left(\frac{M-\bar{\mu}}{\bar{\sigma}}\right) \\
&\leq_{(2)} 2 \frac{1}{(\sqrt{2\pi}\sigma)^{k-1}} \frac{1}{\bar{\sigma}} \phi\left(\frac{M}{2\bar{\sigma}}\right) \\
&= 2 \frac{1}{(\sqrt{2\pi}\sigma)^{k-1}} \frac{1}{\sqrt{2\pi}\bar{\sigma}} \exp\left(-\frac{1}{8\bar{\sigma}^2} M^2\right) \\
&\leq 2 \frac{1}{(\sqrt{2\pi}\sigma)^{k-1}} \frac{1}{\sqrt{2\pi}\bar{\sigma}} \exp\left(-\log \frac{1}{\epsilon}\right) \tag{A.119}
\end{aligned}$$

$$\lesssim \frac{1}{\sigma^{k-1}} \epsilon \tag{A.120}$$

where $\leq_{(1)}$ follows by the triangle inequality and the fact that the function $\frac{1}{\sigma}\phi(\frac{y}{\sigma})$ has a derivative (w.r.t. σ) of $\frac{1}{\sigma^2}[\frac{y^2}{\sigma} - 1]\phi(\frac{y}{\sigma})$ that is positive for the region $y^2 > \sigma$. Furthermore $\leq_{(2)}$ follows because we can assume WLOG³¹ $\bar{\sigma} \geq 1$, such that $M \leq 2(M - \bar{\mu})$.

Next note that

$$\prod_{i=1}^k \frac{1}{\sigma} \phi\left(\frac{x_i - \mu}{\sigma}\right) = \frac{1}{(\sqrt{2\pi}\sigma)^{k-1}} \cdot \frac{1}{\sqrt{2\pi}\sigma} \exp\left(-\frac{[\sum_i (x_i - \mu)^2]}{2\sigma^2}\right) \tag{A.121}$$

and use the approximation

$$\left| e^y - \sum_{j=1}^{l-1} \frac{1}{j!} y^j \right| \leq \frac{(ey)^l}{l!} \tag{A.122}$$

for all $y < 0$ and $l > 1$, together with the substitution $y = -\frac{z}{2\sigma^2}$ for $z > 0$, to arrive at

$$\begin{aligned}
\left| \frac{1}{\sqrt{2\pi}\sigma} \exp\left(-\frac{z}{2\sigma^2}\right) - \underbrace{\frac{1}{\sqrt{2\pi}\sigma} \sum_{j=1}^{l-1} \frac{1}{j!} \left(-\frac{z}{2\sigma^2}\right)^j}_{=\sum_{j=1}^{l-1} \frac{(-1)^j}{\sqrt{2\pi}\sigma \cdot j!} \left(\frac{z}{2\sigma^2}\right)^j} \right| &\leq \underbrace{\frac{1}{l!} (e \frac{z}{2\sigma^2})^l \frac{1}{\sqrt{2\pi}\sigma}}_{=\frac{1}{\sqrt{2\pi}\sigma} \frac{(e2^{-1}z/\sigma^2)^l}{l!}} \tag{A.123}
\end{aligned}$$

then by substituting z with $\sum_{i=1}^k [x_i - \mu]^2$ we have

$$\begin{aligned}
&\underbrace{\frac{1}{(\sqrt{2\pi}\sigma)^{k-1}} \left| \frac{1}{\sqrt{2\pi}\sigma} \exp\left(-\frac{\sum_i [x_i - \mu]^2}{2\sigma^2}\right) - \frac{1}{\sqrt{2\pi}\sigma} \sum_{j=1}^{l-1} (-1)^j \frac{1}{\sqrt{2\pi}j!} \left(-\frac{1}{2\sigma^2} \sum_i [x_i - \mu]^2\right)^j \right|}_{=\prod_{i=1}^k \frac{1}{\sigma} \phi\left(\frac{x_i - \mu}{\sigma}\right)} \\
&\leq \frac{1}{(\sqrt{2\pi}\sigma)^{k-1}} \frac{1}{\sqrt{2\pi}} \frac{1}{l!} \left(e \frac{1}{2\sigma^2} \sum_i [x_i - \mu]^2\right)^l. \tag{A.124}
\end{aligned}$$

³¹This is because this lemma is only utilized for small enough ϵ .

Thus we have

$$\begin{aligned}
& \sup_{\forall_i |x_i| \leq M} |p_G(x) - p_{G'}(x)| \\
& \leq \sup_{\forall_i |x_i| \leq M} \left| \int \frac{1}{(\sqrt{2\pi}\sigma)^k} \sum_{j=1}^{l-1} (-1)^j \frac{1}{\sqrt{2\pi}j!} \left(\frac{1}{2\sigma^2} \sum_{i=1}^k [x_i - \mu]^2 \right)^j d(G - G')(\mu, \sigma) \right| \\
& \quad + 2 \sup_{\substack{\forall_i |x_i| \leq M, \\ |\mu| \leq \bar{\mu}, \underline{\sigma} \leq \sigma \leq \bar{\sigma}}} \left| \frac{1}{(\sqrt{2\pi}\sigma)^k} \frac{1}{l!} \left(e \frac{1}{2\sigma^2} \sum_{i=1}^k [x_i - \mu]^2 \right)^l \right| \\
& = \sup_{\forall_i |x_i| \leq M} \left| \int \frac{1}{(\sqrt{2\pi})^k} \sum_{j=1}^{l-1} (-1)^j \frac{1}{\sqrt{2\pi}j!} \frac{1}{2^j} \sigma^{-(2j+k)} \left(\sum_{i=1}^k [x_i - \mu]^2 \right)^j d(G - G')(\mu, \sigma) \right| \\
& \quad + 2 \sup_{\substack{\forall_i |x_i| \leq M, \\ |\mu| \leq \bar{\mu}, \underline{\sigma} \leq \sigma \leq \bar{\sigma}}} \frac{1}{(\sqrt{2\pi})^k} \frac{1}{l!} e^l \frac{1}{2^l} \sigma^{-(2l+k)} \left(\sum_{i=1}^k [x_i - \mu]^2 \right)^2. \tag{A.125}
\end{aligned}$$

The first term on the RHS of (A.125) contains $(l-1)$ different powers of σ^{-1} and $2(l-1)$ different powers of μ . This term will therefore be zero if we are able to match the corresponding $2(l-1)^2$ moments of G and G' .

Now consider the second term on the RHS of (A.125). First note that

$$\begin{aligned}
& \sup_{\forall_i |x_i| \leq M, |\mu| \leq \bar{\mu}} |x_i - \mu| \\
& \leq M + \bar{\mu} \\
& \leq \max([2 + \bar{\sigma}]\bar{\mu}, \sqrt{8\bar{\sigma}}(\log \frac{1}{\epsilon})^{1/2}) \\
& \leq \max(C_1(\log \frac{1}{\epsilon})^{\gamma_1+\gamma_2}, C_2(\log \frac{1}{\epsilon})^{1/2+\gamma_2}) \\
& \leq C_3(\log \frac{1}{\epsilon})^{\gamma_1+\gamma_2} \tag{A.126}
\end{aligned}$$

where the final inequality follows by $\gamma_1 \geq \frac{1}{2}$, and therefore we have that the second term on the RHS of (A.125) is smaller than

$$\begin{aligned}
& \frac{1}{(\sqrt{2\pi})^k} \cdot \underline{\sigma}^{-(2l+k)} \left(\frac{e}{2} \sum_{i=1}^k [x_i - \mu]^2 \right)^l \frac{1}{l!} \\
& \leq \frac{1}{(\sqrt{2\pi})^k} \cdot \underline{\sigma}^{-(2l+k)} [C_4 k \cdot (\log \frac{1}{\epsilon})^{2(\gamma_1+\gamma_2)}]^l \frac{1}{l!} \\
& \leq \frac{1}{(\sqrt{2\pi})^k} \cdot \underline{\sigma}^{-(2l+k)} \exp(-l[\log l - 2\log(C_5[\log \frac{1}{\epsilon}]^{\gamma_1+\gamma_2})]) \tag{A.127}
\end{aligned}$$

and by choosing $l = l^*$ where l^* is the smallest integer exceeding $(1 + C_5^2)(\log \frac{1}{\epsilon})^{2[\gamma_1+\gamma_2]}$ we

will have that

$$\log \left[\frac{l^*}{C_5^2 [\log \frac{1}{\epsilon}]^{2[\gamma_1 + \gamma_2]}} \right] \geq \log \left[1 + \frac{1}{C_5^2} \right] =: C_6 > 0 \quad (\text{A.128})$$

so that the exponential term of (A.127) is smaller than

$$\begin{aligned} \exp(-l^* \cdot C_6) &\leq \exp(-C_7 (\log \frac{1}{\epsilon})^{2[\gamma_1 + \gamma_2]}) \\ &\leq \exp(-\log \frac{1}{\epsilon}) = \epsilon \end{aligned} \quad (\text{A.129})$$

where the final inequality follows because $2\gamma_1 \geq 1$, and we conclude that

$$\frac{1}{(\sqrt{2\pi})^k} \cdot \underline{\sigma}^{-(2l+k)} \exp \left(-l \left[\log l - 2 \log(C_5 [\log \frac{1}{\epsilon}]^{\gamma_1 + \gamma_2}) \right] \right) \lesssim \epsilon. \quad (\text{A.130})$$

Therefore, by Lemma A.1. of Ghosal and van der Vaart (2001), we can find a discrete distribution G' with

$$2(l^* - 1)^2 \asymp (\log \frac{1}{\epsilon})^{4[\gamma_1 + \gamma_2]} \quad (\text{A.131})$$

number of support points such that $\|p_G - p_{G'}\|_\infty \lesssim \epsilon$. \square

C Supplementary Simulation Results

Table A-1: Relative Regrets For MSE Loss Function

n	Estimator	Calibrated DGP	$\mathbb{V}[\sigma_i^2] =$ 0.018	$\mathbb{V}[\mu_i] =$ 0.0023	$\text{cor}(\mu_i, \sigma_i^2)$ = -0.764
Estimation Target: $\{\sigma_i\}_{i \in [n]}$					
100	HET	.35	.26	.27	.41
	HET _{full}	.47	.23	.38	.58
	HOM	.39	2.2	.32	.74
	NAIVE	4.6	.65	4.5	6.1
200	HET	.21	.16	.16	.23
	HET _{full}	.26	.15	.21	.32
	HOM	.35	2.1	.29	.71
	NAIVE	4.5	.63	4.2	6.1
4000	HET	.029	.019	.020	.032
	HET _{full}	.024	.019	.015	.026
	HOM	.32	2.1	.27	.68
	NAIVE	4.5	.60	4.3	6.0
10000	HET	.016	.010	.097	.016
	HET _{full}	.010	.010	.0055	.011
	HOM	.32	2.1	.27	.68
	NAIVE	4.5	.60	4.3	6.0
Estimation Target: $\{\sigma_i^2\}_{i \in [n]}$					
100	HET	.34	.27	.25	.40
	HET _{full}	.44	.25	.34	.53
	HOM	.38	1.9	.32	.74
	NAIVE	4.9	.88	4.7	6.4
200	HET	.20	.17	.15	.22
	HET _{full}	.24	.17	.19	.29
	HOM	.35	1.8	.29	.71
	NAIVE	4.7	.87	4.5	6.4
4000	HET	.026	.021	.017	.030
	HET _{full}	.022	.020	.014	.024
	HOM	.32	1.8	0.26	.67
	NAIVE	4.8	.85	4.5	6.3
10000	HET	.015	.011	.089	.015
	HET _{full}	.0097	.010	.0055	.0098
	HOM	.32	1.8	0.26	.67
	NAIVE	4.8	.84	4.5	6.3

Notes: Calibrated DGP satisfies $\mathbb{E}[\mu] = 0$, $\mathbb{V}[\mu] = 0.018$, $\mathbb{E}[\sigma^2] = 0.26$, $\mathbb{V}[\sigma^2] = 0.0023$, and $\text{cor}(\mu, \sigma^2) = -0.38$.