

ChatHLS: Towards Systematic Design Automation and Optimization for High-Level Synthesis

Runkai Li^{1,4†}, Jia Xiong^{1,4†}, Xiuyuan He^{4†}, Jieru Zhao², Qiang Xu^{3,4}, Xi Wang^{1,4*}

¹*School of Integrated Circuits, Southeast University, Nanjing, China*

²*Department of Computer Science and Engineering, Shanghai, China*

³*Department of Computer Science and Engineering, The Chinese University of Hong Kong, Sha Tin, Hong Kong S.A.R.*

⁴*National Center of Technology Innovation for EDA, Nanjing, China*

Abstract—The increasing complexity of computational demands has accelerated the adoption of domain-specific accelerators, yet traditional hardware design methodologies remain constrained by prolonged development and verification cycles. High-Level Synthesis (HLS) bridges the gap between software and hardware by enabling hardware design from high-level programming languages. However, its widespread adoption is hindered by strict coding constraints and intricate hardware-specific optimizations, creating significant obstacles for developers. Existing approaches, including domain-specific languages (DSLs) and automated code transformation tools, attempt to alleviate these limitations, but often introduce additional complexity or fall short in expressivity for nuanced use cases. Recent advancements in Large Language Models (LLMs) demonstrate substantial potential in hardware design automation. However, their effectiveness is limited by the scarcity of high-quality datasets, particularly in the context of HLS. To address these challenges, we introduce ChatHLS, an agile HLS design automation and optimization workflow that leverages fine-tuned LLMs integrated within a multi-agent framework for error correction and design optimization. Our extensive evaluations reveal that ChatHLS achieves an average repair pass rate of 82.7% over 612 test cases, outperforming the GPT-4o and Llama3-8B by 19.1% and 63.0%, respectively. Furthermore, ChatHLS delivers performance enhancements ranging from $1.9\times$ to $14.8\times$ upon resource-constrained kernels. By enabling sophisticated optimization reasoning within practical computational budgets, ChatHLS attains a $4.9\times$ geometric mean speedup compared to state-of-the-art DSL-based approaches. These results underscore the potential of ChatHLS in substantially expediting hardware development cycles while maintaining rigorous standards of design reliability and optimization quality.

Index Terms—High-Level Synthesis, Large Language Model, Design Optimization

I. INTRODUCTION

The exponential growth in computational requirements has catalyzed the development of domain-specific accelerators (DSAs) [1]. However, traditional IC design and verification processes are lengthy and extremely reliant on manual effort, rendering them incapable of meeting the agile development needs for DSA chips. High-Level Synthesis (HLS) emerges as a pivotal technology that bridges the software-hardware gap through C/C++-like descriptions and substantially accelerates the traditional hardware development process [2]. However, to effectively transform software algorithms into hardware implementations, HLS tools impose specific constraints on the programming paradigm, inducing redundant portability overhead. Conse-

quently, developers must navigate strict coding restrictions for HLS-compatible C code (HLS-C) while managing complex hardware-specific optimizations, resulting in a time-consuming and minimally automated process that poses hurdles for software engineers seeking to leverage HLS for hardware design.

Current HLS tools employ multi-layer compilers to transform high-level programming languages into hardware dataflow designs. The rapid iteration of vendor-specific HLS tools and inappropriate combination of design directives frequently introduces unexpected issues during synthesis. Moreover, developing HLS designs requires substantial hardware expertise, and ensuring consistency between software code and synthesized RTL code remains time-consuming and error-prone. Therefore, establishing an efficient and robust workflow to transform software code into HLS design is crucial for agile hardware accelerator development.

To address these challenges in HLS development, domain-specific languages (DSLs) like PyLog [3] and Dahlia [4] have emerged as intermediate solutions, offering simplified hardware kernel descriptions through script-based languages. While DSLs effectively abstract hardware-centric complexities through simplified descriptions and specialized compilers targeted to HLS-C, they introduce extra learning costs and may limit expressivity in complex scenarios. In contrast, automatic code fix approaches such as HeteroRefactor [5] and HeteroGen [6] attempt to directly identify and resolve compatibility issues from C to HLS-C through code transformations, leveraging compilers to verify the equivalence between original and transformed code. However, these automated solutions remain constrained by template dependencies and suboptimal convergence characteristics.

Recent advancements in Large Language Models (LLMs) have demonstrated remarkable capabilities in natural language processing and mainstream programming language comprehension [7]–[9], with applications in hardware description language (HDL) code generation and error correction [10]–[13]. While LLMs show potential in accelerating hardware design and enabling efficient design optimization, particularly in HLS development, their effectiveness is limited by the scarcity of high-quality datasets [14]. Current approaches primarily leverage Retrieval-Augmented Generation (RAG) to provide domain-specific context for LLMs to aid HLS-C code generation and debugging [14]–[17]. However, RAG may yield inconsistent and unexpected results due to imprecise information retrieval and the inherent limitations of both the available datasets and the language models themselves. These challenges necessitate the development of more robust solutions for HLS-C programming and debugging.

Despite these challenges with RAG-based approaches, the fundamental characteristics of HLS present unique opportunities for LLM integration. HLS employs C/C++-style algorithmic abstractions

[†] Equal Contribution

^{*} Corresponding author: Xi Wang (xi.wang@seu.edu.cn).

for hardware design, enabling LLMs with established proficiency in these mainstream programming languages to be effectively utilized in hardware development. Building on this insight, we propose **ChatHLS**, an automated end-to-end workflow designed to optimize HLS-C code with integrated error correction capability. We propose a novel dataset augmentation method for training LLMs, which significantly enhances their debugging capabilities in HLS design generation workflows while enabling more effective automation of optimization directives allocation.

We summarize the contributions of this paper as follows:

- We introduce ChatHLS, a novel fine-tuned multi-agent system for agile HLS design, which establishes an automated end-to-end workflow. By integrating LLMs with HLS tools through specialized agents, ChatHLS enables efficient design optimization while ensuring correctness.
- We propose a **Verification-Oriented Data Augmentation (VODA)** paradigm, which automatically captures and increments error cases detected in HLS design generation workflows, generating comprehensive HLS verification datasets to enhance the capability of LLM in C-to-HLS error debugging, shedding new light on the HLS few-shot learning.
- We develop **HLSFixer**, a hierarchical code repair framework that employs a fine-tuned debugging agent enhanced through direct preference optimization to handle diverse error types. HLSFixer integrates a sophisticated multifaceted evaluation framework to effectively handle intricate debugging scenarios.
- We propose **HLSTuner**, an HLS design optimization framework that leverages code structure and performance analysis to automate optimization directives allocation. Enhanced by a fine-tuned LLM, HLSTuner significantly reduces manual tuning complexity while achieving robust design optimization.
- We conduct extensive evaluations using realistic benchmarks. HLSFixer demonstrates 82.7% accuracy in error detection and repair, outperforming GPT-4o by 19.1%. HLSTuner achieves computation kernels speedups ranging from $1.9\times$ to $14.8\times$ over the HLS tool with a single attempt, surpassing SOTA DSL-based approaches by $4.9\times$ in geometric mean speedups.

II. BACKGROUND

A. Traditional Alignment to HLS Design

Transitioning software code to efficient hardware accelerators via HLS is a complex and time-consuming endeavor. Unlike conventional C/C++ programming, HLS-C demands careful consideration of compiler limitations and the Quality of Results (QoR) in the generated RTL code. Developers must optimize their designs by balancing both algorithm efficiency and hardware constraints, adapting algorithms to align code with HLS programming paradigms and incorporating hardware-specific directives.

To address these challenges, automated approaches have emerged to refactor C/C++ code into HLS-C while preserving behavioral equivalence. HeteroRefactor automates C to HLS-C code refactoring through dynamic invariant analysis, enabling efficient code transformation and optimization [5]. The framework addresses key HLS compatibility issues by fixing recursion, pointers and bit-width through compilers and template-based modifications. While effective, the dependency of HeteroRefactor on input datasets and compilable code for analysis introduces limitations in exception handling and code-level debugging [2]. HeteroGen advances this approach with fuzzing tests for automated test input generation and exception handling [6]. However, both solutions still require iterative validation and manual oversight to ensure code synthesizability in HLS tools.

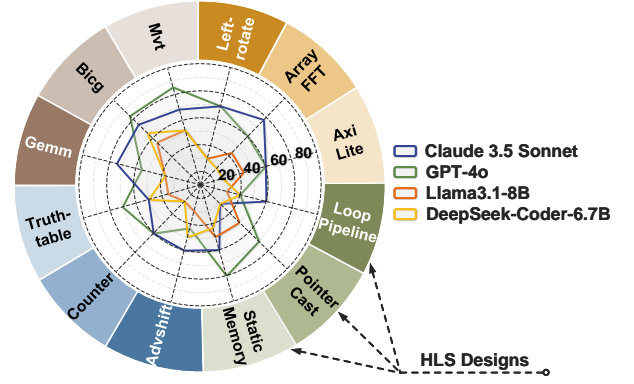


Fig. 1: LLM Capabilities in HLS Generations

Alternatively, DSLs like PyLog [3] and Allo [18] abstract HLS-C complexity through high-level descriptions of algorithmic behavior and hardware optimizations. While these Python-based solutions mitigate certain coding pitfalls, they introduce additional learning curves and exhibit limited expressivity, restricting applicability to nuanced use cases. Both methodologies focus on front-end compilation in HLS tools, resulting in limited transparency into the synthesis process. Moreover, the strict coding requirements of HLS-C necessitate extensive preliminary verification to ensure synthesizability, forcing developers into iterative adjustment cycles during code migration.

The design optimization space in HLS expands exponentially with the available optimization directives, rendering exhaustive searching approaches impractical for identifying Pareto-optimal configurations [19]. Traditional approaches have attempted to address this challenge using heuristic-based approaches [20]–[22], which compress the design space by selectively sampling promising regions. Model-based approaches have emerged to accelerate the optimization process by predicting the QoR metrics of HLS designs instead of relying on time-consuming ground-truth synthesis [23]–[25]. However, heuristic-based approaches typically require numerous iterations to converge to near-optimal solutions, and model-based approaches risk losing semantics when tailored to specific applications, potentially compromising their generalization. While transfer learning shows promise for leveraging prior optimization experience for similar designs and reducing optimization iterations [26], its effectiveness remains limited by the scarcity of available data, restricting its applicability across diverse HLS designs.

B. HLS Design with LLM

Given the intricate challenges of traditional HLS design, there is a growing motivation to explore innovative solutions that streamline development and reduce the burden on developers. Integrating LLMs into hardware design workflows emerges as a promising approach. LLMs have demonstrated remarkable capabilities in code analysis and generation, offering the potential to automate transformation and optimization while alleviating the need for manual intervention.

Scaling laws indicate that the effectiveness of LLMs in domain-specific tasks like hardware design is limited by the availability of comprehensive, specialized datasets [27]. While initial applications in hardware description languages (HDL) demonstrated capabilities of LLMs in code generation and debugging through various approaches [10]–[13], [28]–[33], they often struggled with syntax correctness and hardware QoR optimization.

The limitations in HDL applications have catalyzed research interest in HLS, which abstracts hardware design to algorithmic

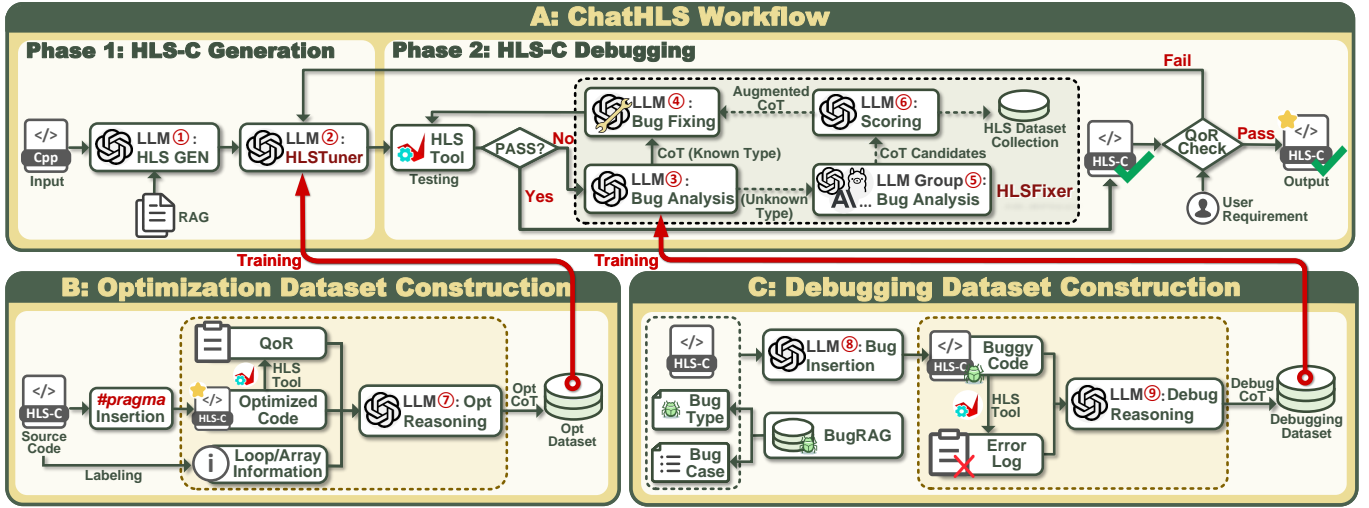


Fig. 2: ChatHLS Workflow and Dataset Construction

representations using C/C++ subsets. This approach bridges the gap between algorithm developers and hardware designers, enhancing efficiency in areas such as hardware accelerator design and design space exploration. As mentioned earlier, the performance of LLMs on specific tasks is related to the size and quality of the datasets available for training [27]. Since C and C++ are mainstream programming languages with extensive high-quality datasets available on open-source platforms, this suggests that LLMs are better equipped to handle high-level algorithms than HDLs. Indeed, previous studies have demonstrated the exceptional proficiency of LLMs in processing mainstream programming languages, suggesting promising potential for LLMs in hardware design optimization [7], [8].

C2HLS-C explores an LLM-assisted workflow for translating C code into HLS-C code [34]. Further studies have incorporated Retrieval-Augmented Generation (RAG) to provide domain-specific expertise related to HLS, aiming to fix errors caused by C algorithms incompatible with specific HLS tools [17]. Additionally, RAG has been employed to insert directives and optimize HLS designs [15], [16]. However, as noted in previous studies [35], RAG struggles to guarantee accurate and comprehensive search results, which may impair the reasoning capabilities of LLMs due to partially matched contexts, ultimately affecting the quality of the code transformation.

The construction of high-quality datasets is critical for enhancing the reasoning capabilities of LLMs to handle specialized domains through training. Previous work has employed RAG to inject bugs into HLS designs, introducing logical errors and suboptimal compiler directives to construct datasets [36]. However, these RAG-based approaches are limited by their reliance on manually predefined bug types and repair strategies, lacking diversity in error patterns, automated debugging reasoning chains, and adaptive fixing methods. Furthermore, the absence of dynamic self-improvement mechanisms and efficient verification processes may restrict the quality, diversity, and scalability of the generated buggy code datasets. Prior efforts have also demonstrated the feasibility of generating HLS designs from hardware descriptions through fine-tuning pre-trained LLMs [37]. While these approaches achieve promising results in syntactic and functional correctness, they often lack comprehensive analysis of HLS-specific compatibility issues and fail to address the need for automated, iterative refinement of the design process.

Despite recent advances in LLM-driven HLS development, two critical challenges continue to impede progress:

- **Limited HLS-C code generation and debugging capabilities.** Current LLMs exhibit significant limitations in understanding hardware constraints and optimization principles specific to HLS designs, leading to unreliable code generation with frequent HLS-incompatible errors, as depicted in Figure 1. While RAG-based approaches offer potential solutions, they remain constrained by insufficient knowledge bases and inaccurate retrievals. Meanwhile, the acquisition of HLS-C code is constrained by specialized development environments and the need for hardware design expertise, preventing the construction of extensive high-quality datasets that can be used to enhance the capability of LLMs.
- **Complexity of HLS design optimization.** Optimizing HLS designs involves exploring a complex design space. The vast combination of directives, along with their non-linear performance impacts, requires extensive optimization experience. Moreover, incorrect allocation of optimization directives can lead to issues such as resource over-utilization and synthesis errors. These limitations result in suboptimal selection and placement of directives, ultimately compromising the quality of hardware implementations.

III. DESIGN & PHILOSOPHY

A. ChatHLS Architecture & Workflow

Based on the aforementioned challenges, we propose the ChatHLS workflow to flexibly optimize High-Level Synthesis (HLS) designs while incorporating robust code error correction capability. As illustrated in Figure 2.A, the architecture comprises two primary phases: *HLS-C generation* and *HLS-C debugging*.

In the **HLS-C generation** phase, LLM ① performs targeted code transformations on the input C algorithm, leveraging retrieved HLS-related knowledge. A fine-tuned LLM ② then conducts design optimization on the generated HLS design, providing reasonable directive allocation strategies based on comprehensive analysis and scheduling. However, the inherent hallucinations of LLMs and their misalignment with HLS specifications may introduce errors during optimization, such as pragma conflicts and type confusion during directive selection and insertion.

The **HLS-C debugging** phase is designed to ensure the correctness of the generated code within ChatHLS workflow. Initially, the generated code is processed by the HLS tool. Upon detection of

TABLE I: Examples of BugRAG Entries and Representative Bugs in HLS

Category	Error Type	Mnemonics	Error Description	Debug CoT
HLS-C Incompatible	Dynamic Array Allocation	DAA	Dynamically allocating array sizes causes synthesis failure (new/malloc)	Localization: Locate dynamic memory allocators ... Diagnosis: Convert dynamic arrays to fixed-size ...
	Out-of-Bounds	OOB	Variable index exceeds array bounds triggers undefined RTL behavior	Localization: ... misalign loop boundary and index ... Diagnosis: Replace unsafe loop/indexing patterns ...
	Pointer Access Error	PTR	Uninitialized pointer usage with undefined memory space mapping	Localization: Identify pointers ... segmentation faults ... Diagnosis: Replace with deterministic scalar logic ...
	Unsupported Data Types	UDT	Unsupported type definitions violating HLS-compatible C++ subset	Localization: Identify unsupported type ... in error log Diagnosis: Replace with HLS-compatible primitives ...
Pragma Misuse	Array Partition Invalid Dim	AID	Incorrect dimension specification in hardware array partitioning directives	Localization: Detect excessive dim parameters ... Diagnosis: Align partitioning with access patterns ...
	Dataflow-Pipeline Conflict	DPC	Incompatible optimization pragmas creating control flow contradictions	Localization: Detect mutually exclusive pragmas ... Diagnosis: Isolate pragmas by hierarchy ...
	Multi-Layer Pipeline	MLP	Redundant pipeline across nested loop hierarchies force full unrolling	Localization: Detect redundant pipeline pragmas ... Diagnosis: Restrict pipeline to critical inner loops ...
	Pipeline-Unroll Conflict	PUC	Concurrent pipeline and full unroll directives on same loop	Localization: Analyze conflict pragmas in nested loops ... Diagnosis: Remove mutually exclusive directives ...
Syntax & Functional Errors	Undefined Methods	UDM	Unsupported constructs declaration in C/C++ frontend compilation	Localization: Detect undeclared symbol references ... Diagnosis: Declare or remove symbols ...
	Faulty Indexing	FIN	Logic mismatch caused by invalid array index in algorithm implementation	Localization: Examine array index ... in error log Diagnosis: Align array access with algorithmic intent ...

errors during C simulation and synthesis, we parse the compilation report and pair it with the erroneous code for a fine-tuned LLM ③ specifically tailored for code correction. This LLM generates correction suggestions with analytical explanations, which are then passed to LLM ④. Operating under strict instruction adherence, this agent integrates the suggestions to implement code fixing.

For error types that are beyond the scope of the collection, we forward the error information to LLM Group ⑤ for multifaceted assessment. Subsequently, LLM ⑥ evaluates the proposed solutions and selects the most appropriate one to repair the code. Furthermore, the errors encountered at this stage are collected into datasets, thereby continuously enhancing the capability of our debugging LLM through ongoing training. The efficiency and robustness of the entire end-to-end workflow is ensured by semantic alignment among multi-agents.

B. Verification-Oriented Data Augmentation

The complexity of HLS, encompassing hardware description and optimization, extends beyond the knowledge scope of pre-trained LLMs, which hinders their application in hardware design automation. To address this deficiency, we propose a verification-oriented data augmentation (VODA) paradigm to improve the code correction capabilities of LLMs in HLS. By leveraging the verification of HLS tools, we collect error information to improve the correlation between code and bugs, incrementally spawning error cases. We compile a repository of code snippets containing descriptions, examples, and analysis of specific HLS error types. Then, we enable controllable code transformations using LLMs to generate an extensive verification dataset for fine-tuning.

Initially, the error types sourced from AMD forum queries and literature lacked in-depth analysis, resulting in ineffective code transformations [6]. Therefore, we designed a RAG-based system that

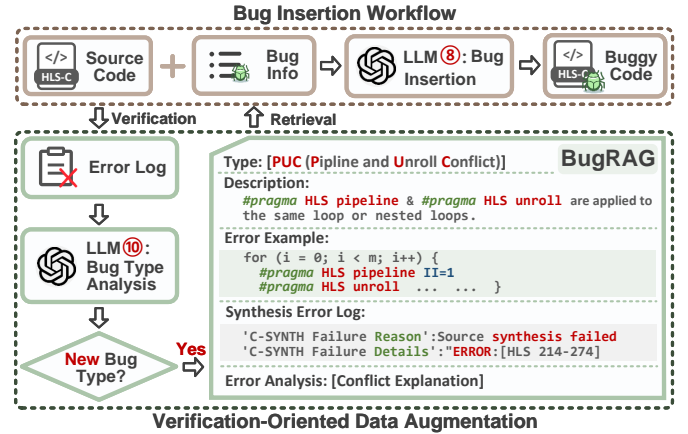


Fig. 3: Verification Dataset Construction Workflow

dynamically collects and expands the range of bug types by observing and summarizing errors from the HLS-C code generation and optimization process. Through multi-agent collaboration, we populate an error repository with new error types to construct *BugRAG*.

The error case expansion workflow is shown in Figure 3, when the optimized HLS design encounters resource overutilization issues that cause verification failures or when the LLM introduces errors, an analysis agent (LLM ⑩) examines the erroneous code and error messages to generate a new error slice. Before expanding the error repository, the analysis agent indexes *BugRAG* based on the error type and compares the generated error slice with existing entries. If unmatched information is identified, the analysis agent classifies the error as a new type and adds it to the error repository.

For verification dataset construction, we insert specified error types

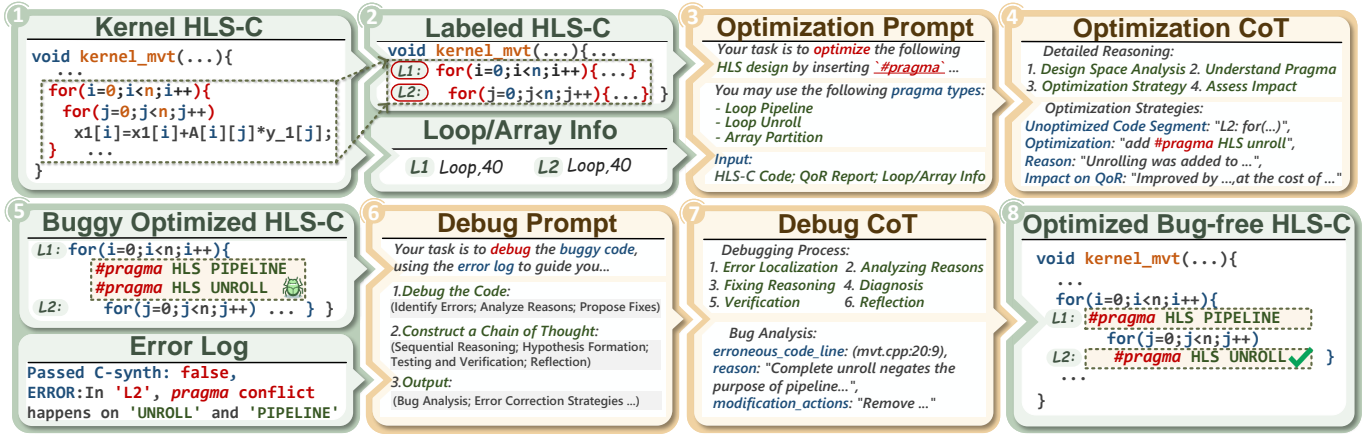


Fig. 4: Examples of ChatHLS Workflow

into the source code and use corresponding error slices from *BugRAG* as contextual information to improve the quality of buggy code generation. Drawing on a comprehensive analysis of AMD forum inquiries, prior research [6], [17], [38], and error cases incrementally expanded through VODA, we systematically categorize the HLS compatibility issues encountered during transformation and optimization phases, as representative cases shown in Table I. These cases are structured into modular slices within the *BugRAG*, incorporating mnemonic identifiers to improve retrieval accuracy [39]. The insertion agent (LLM ⑧) assesses whether inserting a specific error type into the current code is appropriate, thereby reducing the probability that the LLM forcibly generates low-quality code to complete the specific task. Then, it inserts bugs into specific code segments by combining the retrieved error slices. VODA ensures rational error insertion and high-quality dataset construction, providing a robust foundation for HLS few-shot learning with LLMs.

C. HLSFixer

VODA reveals that the incorporation of an effective verification phase can mitigate the limitations of LLMs in code generation capabilities. Current HLS tools provide detailed error messages when code issues arise, which can be leveraged to bolster the verification process. By employing the fine-tuning techniques, LLMs can acquire competencies in both software algorithms and hardware designs. This dual expertise holds promise for the resolution of complex bugs within HLS, potentially enhancing the reliability of the generation process.

Building upon this insight, we develop *HLSFixer*, a hierarchical code repair framework designed to improve the accuracy of HLS design error correction. As depicted in Figure 4, the debugging process efficiently identifies and addresses issues in HLS designs by first detecting errors from the parsed error log. LLM ③ then systematically examines the root causes of these errors, such as conflicting or improper pragma usage. After applying targeted modifications to the code based on this analysis, *HLSFixer* retests the corrected code to ensure successful verification.

To effectively train the analysis agent, as shown in Figure 2.C, we constructed a dataset comprising buggy code, associated error messages, and accurate corrections. We collect buggy code and error messages using a bug injection workflow, while accurate correction suggestions were generated by applying LLM ⑨ using chain-of-thought (CoT). Given the challenges in error localization, analyzing error diagnosis, and determining appropriate repairs, we transform

expert debugging knowledge into learnable multi-stage reasoning templates, thereby decomposing the complex code repair process into trainable hierarchical subtasks. The dataset generation workflow integrates accurate debugging strategies into reasoning CoT, pairing error code snippets with corresponding error messages. This structured approach enables focused code correction reasoning of LLMs while enhancing design-agnostic adaptability and generalization by minimizing irrelevant contextual semantics. Furthermore, the workflow creates a versatile dataset suitable for fine-tuning various pre-trained LLMs by translating complex code correction workflows into natural language descriptions aligned with the diagnostic patterns of experienced engineers. We use this generated dataset to fine-tune LLM ③, improving its ability to accurately correct collected errors.

For errors that remain unresolved after the first iteration, we implement a multifaceted evaluation strategy to refine the feedback quality of correction suggestions across iterations and more effectively handle uncollected errors. When LLM ③ fails to correct code errors in one attempt, we provide the modified code and verification results obtained from rerunning the HLS tool to LLM Group ⑤. Modification suggestions from various LLMs are then compiled and evaluated by the scoring agent ⑥, which selects the optimal suggestion to augment the debug CoT. By leveraging the unique capabilities of multiple LLMs, we improve the accuracy of error correction and reduce the dependence on any single LLM. Building upon this multi-LLM collaborative framework, we further employ Reinforcement Learning from Human Feedback (RLHF) in *HLSFixer* to enhance error correction precision. Specifically, Direct Preference Optimization (DPO) [40] is adopted as a reward-free approach, which learns implicit reward functions from a preference dataset composed of contrastive CoT and non-CoT pairs. This method enables effective alignment of the fine-tuned LLM ③ with human debugging preferences while mitigating policy collapse risks inherent in conventional RLHF reward modeling. The integration of DPO with our multi-LLM verification system effectively reinforces the hierarchical reasoning capabilities of *HLSFixer*.

D. HLSTuner

Given the inherent complexity of optimization tasks as discussed in Section II, we design *HLSTuner*, an HLS design optimization framework, to automate the directive allocation process within the HLS-C generation phase. Following optimization, each iteration is evaluated to verify whether its Quality of Results (QoR) metrics meet

the design requirements, determining whether additional iterations are necessary to satisfy the specifications.

To effectively train the design optimization agent, as shown in Figure 2.B, we employed heuristic-based optimization tools to generate design samples [20]. This process yielded designs with satisfactory performance, along with their loop/array metadata and synthesized QoRs. These curated samples serve as the CoT for LLM ⑦ to reason about directive combinations, insertion locations, and their potential QoR impacts, thereby constructing a specialized dataset for fine-tuning LLM ②. This process improves the understanding of directive semantics by the analysis agent, enabling more effective design optimization. The constructed dataset incorporates synthesis results across FPGA boards to generalize the LLM reasoning about directive impacts. Additionally, since vendor-specific HLS tools may yield significant QoR variations due to version updates, HLSTuner synthesizes the current design on the target board with the specific HLS tool to obtain QoR metrics prior to LLM-guided optimization. This approach improves first-attempt optimization quality while maintaining compatibility with evolving tool versions and reducing retraining demands.

The optimization of loop and array parallelism constitutes a critical bottleneck in HLS design, as these structural elements predominantly determine the performance characteristics of the synthesized hardware implementation. Specifically, for loops, HLSTuner supports the pragma PIPELINE and UNROLL. The PIPELINE pragma allows overlapping execution of loop iterations to improve throughput, while the UNROLL pragma replicates loop bodies to exploit parallelism. For arrays, HLSTuner supports ARRAY_PARTITION pragma, which divides arrays into smaller memories to enable parallel access and reduce memory bottlenecks. These optimization directives can effectively enhance algorithm parallelism and data throughput.

As depicted in Figure 4, the optimization workflow initiates with the construction of input pairs containing directive specifications, target design metadata (e.g., array dimensions and loop trip counts), and structural features. HLSTuner progressively processes these inputs to select appropriate directive combinations and coarsely estimates their impact on the resource consumption, ultimately culminating in more efficacious optimization strategies. Specifically, the optimization sequence of HLSTuner begins with identifying data dependencies in nested loop structures, proceeding with parallelism exploration from the innermost loop. Drawing on the code structural analysis, it evaluates design spaces and computational complexity with a priority on fine-grained computation, then determines optimal loop unrolling granularity after assessing the hardware resource utilization. To address memory access bottlenecks in parallel execution, HLSTuner analyzes access patterns and implements array partitioning optimizations aligned with the derived unrolling factors. Pipeline optimization is subsequently guided by loop hierarchy analysis, where stage granularity is adjusted to place pipeline directives appropriately. Finally, HLSTuner generates optimization directive insertion instructions, delegating this task to a code transformation agent for implementation, while any resultant code errors are addressed through HLSFixer to ensure design correctness.

LLMs struggle to accurately capture the interplay between performance optimization and resource consumption. To address this challenge, HLSTuner continuously collects data on design latency and resource utilization, enabling LLMs to balance optimization tradeoffs against hardware consumption when mapping HLS designs. When synthesized implementations fail to meet the specified metrics, HLSTuner activates an iterative refinement cycle that incorporates both the current configuration and the obtained QoR into its feedback

TABLE II: Synthesis Results of Computation Kernels

Kernel	Atax	Bicg	Gemm	Gesummv	Mvt
Lat. (Cycles)	1702	1658	15661	470	1629
DSP (Util.)	252(14.6%)	228(13.2%)	181(10.5%)	186(10.8%)	240(13.9%)
FF (Util.)	7.6K(1.6%)	7.4K(1.6%)	1.7K(0.4%)	3.6K(0.8%)	7.9K(1.7%)
LUT (Util.)	8.4K(3.6%)	7.7K(3.3%)	4.8K(2.1%)	5.6K(2.4%)	8.7K(3.8%)
Loop & Array	4 / 4	3 / 5	4 / 3	2 / 5	4 / 5
# Pragmas	20	21	17	19	23

loop. This reflection mechanism equips the analysis agent with an evolving intuition of parallelism and hardware usage. Through dynamic refinement of design directives, HLSTuner progressively aligns optimization objectives with target hardware constraints, achieving a balance between performance gains and resource efficiency. Compared to approaches that require the LLM to directly produce the optimized design, HLSTuner fully exploits the code comprehension and reasoning capabilities of the LLM, enabling complex tasks to be completed efficiently with minimal human intervention.

IV. EVALUATIONS

A. Dataset Construction & LLM SFT

Through the proposed verification-oriented data augmentation (VODA) paradigm, we constructed comprehensive datasets to fine-tune the LLM for HLS design generation and debugging. Specifically, we compiled 12,352 samples of buggy code covering 25 different types of HLS design, and ended up with 34 types of error through data augmentation. Furthermore, we constructed a preference dataset consisting of 3,489 preference pairs to enhance the capabilities of the fine-tuned model. Additionally, we gathered 4,804 optimized samples across 20 HLS designs to form a dataset for LLMs training.

As outlined in Section III.C, the supervised fine-tuning (SFT) of LLM ② utilizes input data comprising code snippets with deliberately injected bugs and corresponding JSON-formatted error messages parsed from HLS tool outputs. The output data consists of structured responses, including reasoning for error localization, diagnostic analysis, and detailed correction suggestions. In Section III.D, the SFT of LLM ③ employs input data consisting of optimized HLS designs paired with their synthesis reports. The output data includes comprehensive reasoning about the Quality of Results (QoR) impacts of optimization directives, along with structured strategies for applying these directives to enhance design performance.

We trained LLM ② and LLM ③, both based on Llama3-8B, using the LoRA (Low-Rank Adaptation) method [41]. The training was conducted on a server equipped with 8× NVIDIA A800-80G GPUs. We employed the model with AdamW optimizer, bfloat16 precision, batch size of 2 and implemented a cosine learning rate scheduler. During the training phase, we trained the models for 11 epochs with a peak learning rate of 1e-4. For the reinforcement learning phase, we trained 3 epochs with a peak learning rate of 5e-6.

B. Benchmarks & Metrics

To evaluate the performance of HLSFixer, we tested it with 612 cases derived from 33 HLS designs, encompassing 34 distinct error types. We categorized our test cases into 3 types: *Kernel* (90 cases from 8 kernels in [42]), *Vitis* (215 cases from 10 examples in [43]), and *Manual* (307 cases from 15 manually crafted designs). To further assess the effectiveness, we compared our work with four state-of-the-art LLMs. Specifically, we chose GPT-4o and Claude3.5-Sonnet for closed-source models, Llama3.1-8B and DeepSeek-Coder-6.7B for open-source models.

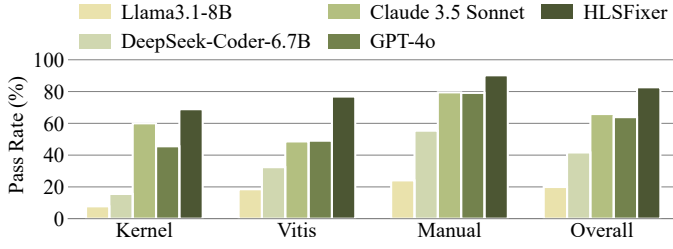


Fig. 5: Debugging Capability Analysis

We use *Pass Rate* to quantify the debugging ability. For each test case ω_i , we set L_{ω_i} and R_{ω_i} to denote the latency and resource consumption after debugging, and the acceptable thresholds for them are denoted by L_T and R_T . A debugging case is considered successful as ω_i^* when $L_{\omega_i} \leq L_T$ and $R_{\omega_i} \leq R_T$. We define the *Pass Rate* as the proportion of successful debugging cases out of the total number of test cases N . The formula is as follows:

$$\text{Pass Rate} = \frac{|\{\omega_i^*\}|}{N} \times 100\% \quad (1)$$

To quantify the functionality of HLSTuner, we deliberately selected five computation kernels from PolyBench, which lie outside the scope of our training dataset [42]. This intentional exclusion from the training distribution allows us to explicitly demonstrate the generalization capability of HLSTuner when encountering previously unseen computational patterns. We perform synthesis with Vitis HLS 2022.1 targeting the Xilinx ZCU106 MPSoC platform for evaluation. For the baseline, we synthesize benchmarks without optimization directives to obtain design reports. These reports include execution latency, utilization of digital signal processors (DSPs), flip-flops (FFs) and look-up tables (LUTs), shown in Table II. The last two rows are the number of loops and arrays for each kernel, and the count of available optimization directives.

The HLS tool applied default pipeline optimizations to the loops in the given design, which causes the baseline test results to generally be better than those without any optimization. By imposing fixed hardware constraints on resource utilization, we explored optimization schemes within a reasonable design space to ensure effective design. To validate the efficiency of HLSTuner, we evaluated the speedup ratios achieved through fewer than five optimization iterations on the kernel benchmarks, demonstrating its ability to generate effective solutions under limited computational budgets.

C. HLSFixer Capability Analysis

HLSFixer demonstrates systematic error diagnosis and correction through its hierarchical analysis workflow, exemplified by two representative HLS design errors: dynamic memory allocation violations and dataflow pragma conflicts.

A critical HLS design transformation challenge arises from dynamic memory allocation patterns. When synthesizing code containing C++ dynamic allocation, HLSFixer identifies unrecognized memory operators breaking synthesis flow, and unbound memory references contradicting hardware-resource preallocation principles. HLSFixer replaces dynamic allocation with static declaration to ensure deterministic memory footprint while preserving the original algorithmic intent. Additionally, HLSFixer demonstrates its capability to validate and correct optimization directives by resolving non-canonical dataflow region conflicts. An incorrectly applied DATAFLOW pragma to logically interdependent loops resulted in scheduling failures due to unmanaged producer-consumer dependencies. By

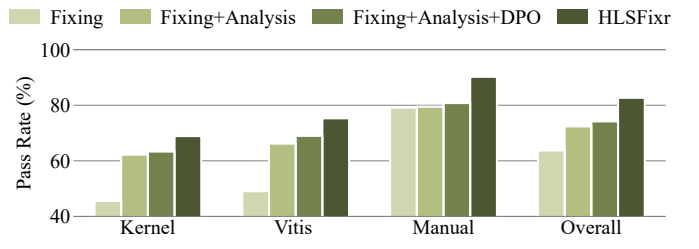


Fig. 6: Ablation Study of HLSFixer

recognizing the semantic contradiction between the dataflow pragma requirements for independent processes and the sequential dependencies of actual loop structures, HLSFixer resolves the conflicts through targeted pragma removal or pipeline stage reconstruction, ensuring valid task-level parallelism aligned with HLS scheduling semantics.

Figure 5 illustrates that across the comprehensive test cases, HLSFixer achieved a repair pass rate of 82.7% on average, outperforming GPT-4o and Llama3-8B by 19.1% and 63.0%, respectively. This significant performance gap highlights the specialized debugging capabilities of HLSFixer in HLS designs.

We conducted ablation experiments shown in Figure 6. After fine-tuning LLM ③, HLSFixer exhibited improved fixing performance. We compared HLSFixer with (1) fixing only with GPT-4o, (2) fixing combined with analysis agent using the fine-tuned LLM ③, and (3) fixing and analysis agent augmented with DPO. The fine-tuned analysis agent, trained to learn error correction reasoning patterns for specific error types in HLS, demonstrates an 8.7% improvement in code repair pass rate compared to direct error correction using a single fixing agent. Augmenting LLM ③ with DPO further increased the overall pass rate by 1.8%. For errors unresolved in a single attempt, we performed iterative multifaceted evaluations with up to five iterations, which led to an additional 8.5% improvement. These results validate the effectiveness of our strategy for enhancing the debugging capability of HLSFixer.

Figure 7 compares pass rates of HLSFixer and other models across 24 error types, comprising 12 tasks from HLS-C transformations and 12 tasks from optimization. These results demonstrate that HLSFixer significantly outperforms existing LLMs in error correction tasks. Specifically, for the error types in the transformation and optimization phase, HLSFixer achieved pass rates of 80.8% and 86.5%, respectively. This performance demonstrates the effectiveness of HLSFixer within the ChatHLS workflow.

D. HLSTuner Capability Analysis

Given the stringent performance and throughput requirements of compute-intensive operations, our evaluation specifically focuses on minimizing latency while maintaining hardware-constrained resource efficiency to validate the effectiveness of HLSTuner. Figure 8 compares kernel optimization performance between HLSTuner, GPT-4o and Llama3.1-8B. Current LLMs typically require multiple optimization iterations (up to five after debugging) to achieve the metrics shown, as single optimization attempts frequently produce suboptimal results including excessive latency/resource utilization or even synthesis failures. In contrast, HLSTuner, driven by a fine-tuned agent with specialized hardware optimization knowledge, achieves comparable speedups through robust one-shot optimization while maintaining resource constraints. HLSTuner effectively condenses complicated design optimization with only a few minutes of overhead, encompassing both LLM reasoning and HLS ground-truth synthesis.

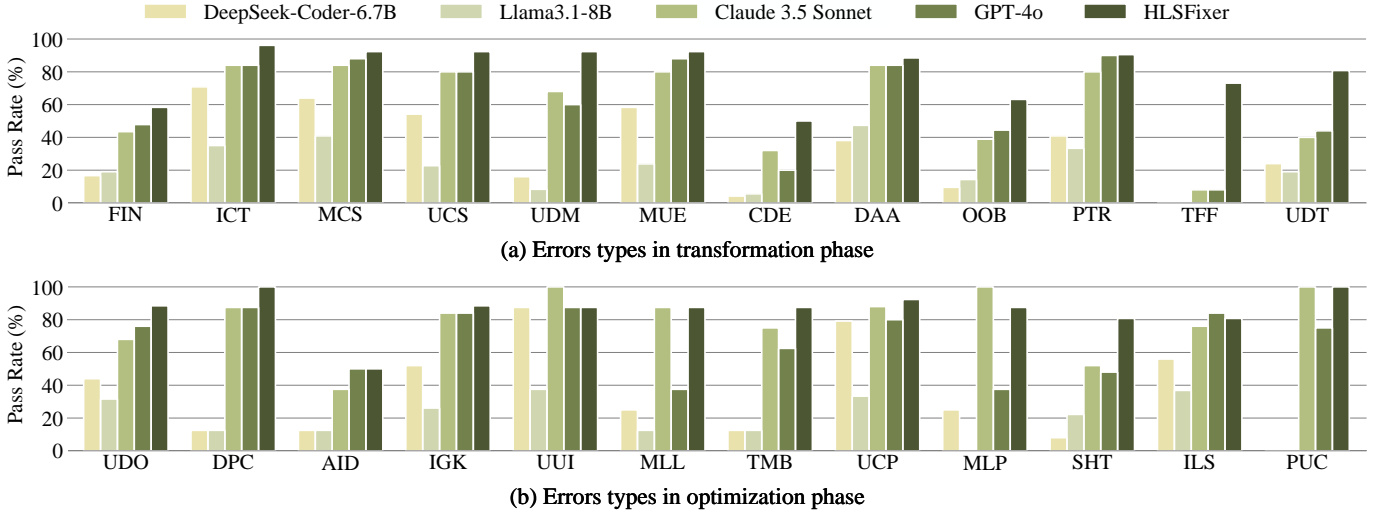


Fig. 7: Performance of HLSFixer on Different Error Types

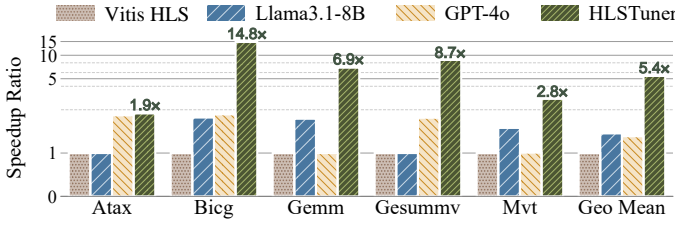


Fig. 8: Optimization Capability Analysis

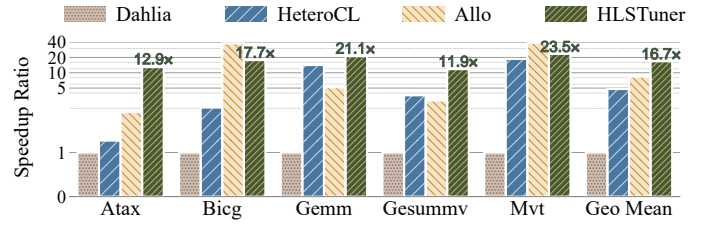


Fig. 9: Optimization Reasoning Capability

TABLE III: Optimization Hardware Cost

Kernel		Atax	Bicg	Gemm	Gesummv	Mvt
Llama3.1-8B	DSP	14.6%	13.2%	11.0%	10.8%	13.8%
	FF	1.6%	1.2%	0.8%	0.8%	2.2%
	LUT	3.7%	3.5%	2.4%	2.4%	3.9%
GPT-4o	DSP	14.6%	52.8%	10.5%	10.8%	13.9%
	FF	1.9%	2.1%	5.9%	1.0%	1.7%
	LUT	3.9%	12.2%	5.1%	2.4%	3.8%
HLSTuner (Our work)	DSP	14.6%	13.2%	21.0%	10.8%	13.9%
	FF	1.9%	2.6%	1.5%	1.0%	13.3%
	LUT	3.9%	4.8%	7.2%	2.1%	10.6%

In tests conducted on five kernels that were beyond the training set, HLSTuner achieved an average speedup of $5.4\times$ compared to the original designs and $3.8\times$ over the optimized designs from GPT-4o, while maintaining hardware resource utilization within specified constraints, as shown in Table III. HLSTuner reached a peak speedup of $14.8\times$ in the Bicg benchmark with minimal additional hardware overhead, confirming its ability to produce reliable design optimizations that outperform existing LLMs.

To further investigate the impact of optimization reasoning in HLS designs, we integrated the open-source reasoning model DeepSeek-R1 into HLSTuner. While extended reasoning processes increased run time slightly, the optimization effectiveness is significantly improved. Figure 9 compares HLSTuner against DSL-based approaches. We manually designed the optimization schemes with the available customization primitives for Dahlia [4], Allo [18] and HeteroCL [44]. HLSTuner achieved a geometric mean speedup of $16.7\times$ over Dahlia, $3.5\times$ over HeteroCL and $2.0\times$ over Allo, while maintaining

acceptable resource utilization across all benchmarks. Dahlia focuses primarily on memory banking and loop unrolling factor alignment, but lacks loop pipelining capabilities and has limited design optimization options for compute-intensive applications. Allo and HeteroCL both require manual specification of unroll factors for each compute node and rely on expert knowledge to navigate the design space effectively. This reliance on hardware expertise creates significant usability barriers to achieving optimal performance.

Notably, HLSTuner eliminates the need for source code modification, achieving optimization targets through automated optimization directive scheduling under a budget of up to five iterations. Although this approach does not achieve the same high efficiency in target hardware resource utilization compared to methods like Allo [18] and ScaleHLS [45], it significantly reduces developer effort by allowing simple natural language specifications of optimization targets while maintaining expressive capability, requiring only brief descriptive sentences to prompt effective optimization.

V. CONCLUSION

In this paper, we present ChatHLS, an automated end-to-end workflow providing efficient HLS design optimization while ensuring code correctness. We introduce the verification-oriented data augmentation (VODA) paradigm to construct HLS verification datasets by dynamically incrementing error cases, as a way to shed new light on HLS few-shot learning. We propose a hierarchical code repair framework to handle errors occurring during HLS-C transformation and optimization. Additionally, we introduce a robust design optimization framework to perform effective optimization on HLS designs. Experiments show that ChatHLS achieves a code repair accuracy of 82.7% on a comprehensive test set, surpassing GPT-4o and Llama3-8B by

19.1% and 63.0%, respectively. Additionally, it achieves speedups ranging from $1.9\times$ to $14.8\times$ in kernel optimization, delivering a $5.4\times$ speedup over original designs and a $3.8\times$ improvement over optimized designs from GPT-4o on average. Through deep optimization inference, it attains a geometric mean speedup of $4.9\times$ compared to DSL-based approaches, all with acceptable target hardware resource utilization. These improvements pave the way for a more efficient and reliable hardware design process.

REFERENCES

- [1] S. Kinzer, J. K. Kim, S. Ghodrati, B. Yatham, A. Althoff, D. Mahajan, S. Lerner, and H. Esmaeilzadeh, "A computational stack for cross-domain acceleration," in *2021 IEEE International Symposium on High-Performance Computer Architecture (HPCA)*, 2021, pp. 54–70.
- [2] J. Cong, J. Lau, G. Liu, S. Neuendorffer, P. Pan, K. Vissers, and Z. Zhang, "FPGA HLS Today: Successes, Challenges, and Opportunities," *ACM Trans. Reconfigurable Technol. Syst.*, vol. 15, no. 4, 2022.
- [3] S. Huang, K. Wu, H. Jeong, C. Wang, D. Chen, and W.-M. Hwu, "PyLog: An Algorithm-Centric Python-Based FPGA Programming and Synthesis Flow," *IEEE Transactions on Computers*, vol. 70, no. 12, pp. 2015–2028, 2021.
- [4] R. Nigam *et al.*, "Predictable accelerator design with time-sensitive affine types," in *Proceedings of the 41st ACM SIGPLAN Conference on Programming Language Design and Implementation*, 2020, p. 393–407.
- [5] J. Lau, A. Sivaraman, Q. Zhang, M. A. Gulzar, J. Cong, and M. Kim, "HeteroRefactor: refactoring for heterogeneous computing with FPGA," in *Proceedings of the ACM/IEEE 42nd International Conference on Software Engineering*, 2020, p. 493–505.
- [6] Q. Zhang, J. Wang, G. H. Xu, and M. Kim, "HeteroGen: transpiling C to heterogeneous HLS code with automated test generation and program repair," in *Proceedings of the 27th ACM International Conference on Architectural Support for Programming Languages and Operating Systems*, 2022, p. 1017–1029.
- [7] E. Nijkamp, H. Hayashi, C. Xiong, S. Savarese, and Y. Zhou, "CodeGen2: Lessons for Training LLMs on Programming and Natural Languages," *arXiv preprint arXiv:2305.02309*, 2023.
- [8] R. Tian *et al.*, "Debugbench: Evaluating debugging capability of large language models," *arXiv preprint arXiv:2401.04621*, 2024.
- [9] X. Hou *et al.*, "Large language models for software engineering: A systematic literature review," *ACM Trans. Softw. Eng. Methodol.*, 2024.
- [10] X. Wang, G.-W. Wan, S.-Z. Wong, L. Zhang, T. Liu, Q. Tian, and J. Ye, "ChatCPU: An Agile CPU Design & Verification Platform with LLM," in *61st ACM/IEEE Design Automation Conference (DAC)*, 2024.
- [11] K. Xu, J. Sun, Y. Hu, X. Fang, W. Shan, X. Wang, and Z. Jiang, "MEIC: Re-thinking RTL Debug Automation using LLMs," in *2024 IEEE/ACM International Conference on Computer Aided Design (ICCAD)*, 2024.
- [12] F. Cui *et al.*, "OriGen: Enhancing RTL Code Generation with Code-to-Code Augmentation and Self-Reflection," in *2024 IEEE/ACM International Conference on Computer Aided Design (ICCAD)*, 2024.
- [13] C.-T. Ho, H. Ren, and B. Khailany, "VerilogCoder: Autonomous verilog coding agents with graph-based planning and abstract syntax tree (ast)-based waveform tracing tool," *Proceedings of the AAAI Conference on Artificial Intelligence*, vol. 39, no. 1, pp. 300–307, 2025.
- [14] Y. Fu, Y. Zhang, Z. Yu, S. Li, Z. Ye, C. Li, C. Wan, and Y. C. Lin, "GPT4AIGChip: Towards next-generation ai accelerator design automation via large language models," in *2023 IEEE/ACM International Conference on Computer Aided Design (ICCAD)*, 2023, pp. 1–9.
- [15] C. Xiong, C. Liu, H. Li, and X. Li, "HLSPIlot: LLM-based High-Level Synthesis," in *2024 IEEE/ACM International Conference on Computer Aided Design (ICCAD)*, 2024.
- [16] H. Xu, H. Hu, and S. Huang, "Optimizing High-Level Synthesis Designs with Retrieval-Augmented Large Language Models," in *2024 IEEE LLM Aided Design Workshop (LAD)*, 2024, pp. 1–5.
- [17] K. Xu, G. L. Zhang, X. Yin, C. Zhuo, U. Schlichtmann, and B. Li, "Automated C/C++ program repair for High-Level Synthesis via Large Language Models," in *Proceedings of the 2024 ACM/IEEE International Symposium on Machine Learning for CAD*, 2024, pp. 1–9.
- [18] H. Chen, N. Zhang, S. Xiang, Z. Zeng, M. Dai, and Z. Zhang, "Allo: A Programming Model for Composable Accelerator Design," *Proc. ACM Program. Lang.*, vol. 8, Jun. 2024.
- [19] B. C. Schafer and Z. Wang, "High-level synthesis design space exploration: Past, present, and future," *IEEE Transactions on Computer-Aided Design of Integrated Circuits and Systems*, vol. 39, no. 10, pp. 2628–2639, 2020.
- [20] A. Ferikoglou, A. Kakolyris, D. Masouros, D. Soudris, and S. Xydis, "CollectiveHLS: A Collaborative Approach to High-Level Synthesis Design Optimization," *ACM Trans. Reconfigurable Technol. Syst.*, 2024.
- [21] Q. Sun, T. Chen, S. Liu, J. Chen, H. Yu, and B. Yu, "Correlated multi-objective multi-fidelity optimization for HLS directives design," *ACM Trans. Des. Autom. Electron. Syst.*, vol. 27, no. 4, Mar. 2022.
- [22] L. Ferretti, G. Ansaloni, and L. Pozzi, "Lattice-traversing design space exploration for high level synthesis," in *2018 IEEE 36th International Conference on Computer Design (ICCD)*, 2018, pp. 210–217.
- [23] J. Zhao, L. Feng, S. Sinha, W. Zhang, Y. Liang, and B. He, "COMBA: A comprehensive model-based analysis framework for high level synthesis of real applications," in *2017 IEEE/ACM International Conference on Computer-Aided Design (ICCAD)*, 2017, pp. 430–437.
- [24] A. Sohrabzadeh, Y. Bai, Y. Sun, and J. Cong, "Robust GNN-based representation learning for HLS," in *2023 IEEE/ACM International Conference on Computer Aided Design (ICCAD)*, 2023, pp. 1–9.
- [25] S. Pouget, L.-N. Pouchet, and J. Cong, "Automatic hardware pragma insertion in high-level synthesis: A non-linear programming approach," *ACM Trans. Des. Autom. Electron. Syst.*, vol. 30, no. 2, Feb. 2025.
- [26] L. Ferretti, J. Kwon, G. Ansaloni, G. D. Guglielmo, L. P. Carloni, and L. Pozzi, "Leveraging prior knowledge for effective design-space exploration in high-level synthesis," *IEEE Transactions on Computer-Aided Design of Integrated Circuits and Systems*, vol. 39, no. 11, pp. 3736–3747, 2020.
- [27] K. Chang *et al.*, "Data is all you need: Finetuning LLMs for Chip Design via an Automated design-data augmentation framework," in *61st ACM/IEEE Design Automation Conference (DAC)*, 2024.
- [28] Y. Tsai, M. Liu, and H. Ren, "RTLFixer: Automatically fixing RTL syntax errors with large language model," in *61st ACM/IEEE Design Automation Conference (DAC)*, 2024.
- [29] S. Thakur, B. Ahmad, H. Pearce, B. Tan, B. Dolan-Gavitt, R. Karri, and S. Garg, "VeriGen: A Large Language Model for Verilog Code Generation," *ACM Trans. Des. Autom. Electron. Syst.*, vol. 29, no. 3, 2024.
- [30] N. Wang, B. Yao, J. Zhou, X. Wang, Z. Jiang, and N. Guan, "Large Language Model for Verilog Generation with Golden Code Feedback," *arXiv preprint arXiv:2407.18271*, 2024.
- [31] G.-W. Wan, S.-Z. Wong, and X. Wang, "Jailbreaking pre-trained large language models towards hardware vulnerability insertion ability," in *Proceedings of the Great Lakes Symposium on VLSI 2024*, 2024, pp. 579–582.
- [32] J. Ye, T. Liu, Q. Tian, S. Su, Z. Jiang, and X. Wang, "Chatmodel: Automating reference model design and verification with llms," *arXiv preprint arXiv:2506.15066*, 2025.
- [33] S.-Z. Wong, G.-W. Wan, D. Liu, and X. Wang, "Vgv: Verilog generation using visual capabilities of multi-modal large language models," in *2024 IEEE LLM Aided Design Workshop (LAD)*, 2024, pp. 1–5.
- [34] L. Collini, S. Garg, and R. Karri, "C2HLSC: Can llms bridge the software-to-hardware design gap?" in *2024 IEEE LLM Aided Design Workshop (LAD)*, 2024.
- [35] Z. Z. Wang, A. Asai, X. V. Yu, F. F. Xu, Y. Xie, G. Neubig, and D. Fried, "CodeRAG-Bench: Can Retrieval Augment Code Generation?" *arXiv preprint arXiv:2406.14497*, 2024.
- [36] L. J. Wan, H. Ye, J. Wang, M. Jha, and D. Chen, "An Iteratively-refined Dataset for High-Level Synthesis Functional Verification through LLM-Aided Bug Injection," in *2024 IEEE LLM Aided Design Workshop (LAD)*, 2024, pp. 1–6.
- [37] J. Gai, H. Chen, Z. Wang, H. Zhou, W. Zhao, N. Lane, and H. Fan, "Exploring code language models for automated HLS-based hardware generation: Benchmark, infrastructure and analysis," in *Proceedings of the 30th Asia and South Pacific Design Automation Conference (ASP-DAC)*, 2025, p. 988–994.
- [38] Y. Huang, L. J. Wan, H. Ye, M. Jha, J. Wang, Y. Li, X. Zhang, and D. Chen, "New solutions on LLM acceleration, optimization, and application," in *61st ACM/IEEE Design Automation Conference*, 2024.
- [39] L. J. Wan, Y. Huang, Y. Li, H. Ye, J. Wang, X. Zhang, and D. Chen, "Software/hardware co-design for LLM and its application for design verification," in *2024 29th Asia and South Pacific Design Automation Conference (ASP-DAC)*, 2024, pp. 435–441.

- [40] R. Rafailov, A. Sharma, E. Mitchell, S. Ermon, C. D. Manning, and C. Finn, "Direct preference optimization: your language model is secretly a reward model," in *Proceedings of the 37th International Conference on Neural Information Processing Systems*, 2024.
- [41] E. J. Hu, Y. Shen, P. Wallis, Z. Allen-Zhu, Y. Li, S. Wang, L. Wang, and W. Chen, "LoRA: Low-Rank Adaptation of Large Language Models," *arXiv preprint arXiv:2106.09685*, 2021.
- [42] L.-N. Pouchet and T. Yuki, "PolyBench/C 4.2," 2016. [Online]. Available: <http://polybench.sf.net>
- [43] Xilinx Inc., "Vitis-HLS-Introductory-Examples - GitHub." [Online]. Available: <https://github.com/Xilinx/Vitis-HLS-Introductory-Examples>
- [44] Y.-H. Lai, Y. Chi, Y. Hu, J. Wang, C. H. Yu, Y. Zhou, J. Cong, and Z. Zhang, "HeteroCL: A multi-paradigm programming infrastructure for software-defined reconfigurable computing," in *Proceedings of the 2019 ACM/SIGDA International Symposium on Field-Programmable Gate Arrays*, 2019, p. 242–251.
- [45] H. Ye, C. Hao, J. Cheng, H. Jeong, J. Huang, S. Neuendorffer, and D. Chen, "ScaleHLS: A new scalable high-level synthesis framework on multi-level intermediate representation," in *2022 IEEE International Symposium on High-Performance Computer Architecture (HPCA)*, 2022, pp. 741–755.