

# Conversations with Andrea: Visitors' Opinions on Android Robots in a Museum

Marcel Heisler<sup>1</sup> and Christian Becker-Asano<sup>1</sup>

**Abstract**—The android robot Andrea was set up at a public museum in Germany for six consecutive days to have conversations with visitors, fully autonomously. No specific context was given, so visitors could state their opinions regarding possible use-cases in structured interviews, without any bias. Additionally the 44 interviewees were asked for their general opinions of the robot, their reasons (not) to interact with it and necessary improvements for future use. The android's voice and wig were changed between different days of operation to give varying cues regarding its gender. This did not have a significant impact on the positive overall perception of the robot. Most visitors want the robot to provide information about exhibits in the future, while opinions on other roles, like a receptionist, were both wanted and explicitly not wanted by different visitors. Speaking more languages (than only English) and faster response times were the improvements most desired. These findings from the interviews are in line with an analysis of the system logs, which revealed, that after chitchat and personal questions, most of the 4436 collected requests asked for information related to the museum and to converse in a different language. The valuable insights gained from these real-world interactions are now used to improve the system to become a useful real-world application.

## I. INTRODUCTION

An android robot's outer appearance is explicitly designed to resemble a human as closely as possible. This is expected to allow such robots to communicate in very human-like, multi-modal ways. Thus, androids have already been tested in various use-cases, where such human-like communication is important, e.g., to provide company and information to older adults [1], [2], for stage performances [3] and for job interviews or as receptionists [4], [5].

Android robots can be considered a sub-class of the more general class of social robots, which have been employed in museums. A recent review paper [6] on social robots in museums found that their main use-case is to serve as guides. Less often social robots are employed in museums to entertain or teach the visitors. According to [6] most of the robots were found to be acceptable for use within museums and they identify three main themes from the literature that are important factors for successful human-robot interaction (HRI) in museums:

- 1) facial expressions
- 2) movement
- 3) communication and speech

For all of them, but especially for the first and third, android robots provide novel technological opportunities that need to be explored.

Another survey [7] identified that perceived appropriateness is largely driven by perceptions of the usefulness and emotional skill of the robots. Again, the survey authors found that people find robots in museums rather appropriate for providing information about the exhibits or as tour guides.

Therefore, it seems reasonable to investigate, how an android robot capable of facial expression and lip-synchronous, autonomous speech performs in the context of a museum in Germany, cf. Section III. This was assessed by conducting structured interviews with visitors of the museum, cf. Section IV, who actively or passively interacted with our android robot Andrea that wore either a long- or short-hair wig and spoke with a male or a female voice. In addition, the conversation content was analyzed. The interpretation of the analysis results, cf. Section V, are informing our next steps discussed in Section VI.

## II. RELATED WORK

So far, android robots have been set up in museums either as a piece of art or for scientific studies. While installations by artists like Jordan Wolfson and Goshka Macuga [8] are very interesting per se, this work focuses on more interactive social robots that are used for scientific studies.

While *Nadine the Social Robot* was set up for five months at the ArtScience Museum in Singapore in 2017 no formal user study was carried out due to a confidentiality agreement [2]. However, its installation in an office space in 2019 working alongside human co-workers was rated quite positively [9], although its response time needed improvements and its hands were judged as too big.

In Linz, Austria, the android robot Geminoid HI-1 was placed behind a table in the public café on top of the Ars Electronica museum with information material on Japan next to it [10]. Three conditions were realized: (1) passively watching a laptop in front of it, (2) autonomously looking up at people, who passed by, and (3) being tele-operated. Structured interviews and video analyses revealed that the more eye contact the robot showed, the easier it would be to detect it as a robot. The android was perceived rather as interesting than uncanny.

Geminoid HI-1 was later tele-operated during the ARS Electronica festival to interact with visitors [11]. Qualitatively analyzed interviews were used to investigate the Uncanny Valley hypothesis [12]. The authors found more positive than negative descriptions of the robot and 37.5% of the visitors reported an uncanny feeling, while 29% reported having enjoyed the conversation with it.

<sup>1</sup>Hochschule der Medien, Stuttgart, Germany  
{heisler, becker-asano}@hdm-stuttgart.de

In order to investigate the Uncanny Valley Effect, museum visitors interacted with a tele-operated *Telenoid* robot, installed in the Ars Electronica Center’s public robot lab in 2015 [13]. This robot’s appearance is much less human-like than most other android robots. The results show that framing a situational context in terms of a science-fiction story before letting visitors interact significantly reduced the eeriness ratings of the robot.

Even without a robotic embodiment the large language model (LLM) “ChatGPT 4” has been used recently as core to craft an audio-based museum guide [14]. In contrast to traditional, rule-based dialogue systems as, for example, employed in virtual characters [15], the use of LLMs tends to result in more convincing and eloquent responses. However, the responses of LLM-driven systems are much less controllable and can even be factually wrong.

None of these previous studies let an android robot autonomously talk to museum visitors, and most of them focus on specific aspects like the uncanny valley. To the best of our knowledge, the android robot Andrea presented here is the first to employ an LLM letting it converse autonomously with uninformed visitors of a public museum.

### III. SETUP OF THE EMPIRICAL STUDY

An android robot was employed in a museum as a fully autonomous conversational agent with ChatGPT 3.5 at its core. The interviews, conducted after the visitors had interacted with the robot, focused on their motivations for doing so (or not doing so), their opinions on use-cases of such robots in the museum, as well as suggested improvements. Additionally, this study examined the topics about which visitors conversed with the robot.



Fig. 1. A view from the back of the setup showing the interaction of a visitor through speech with Andrea listening. The weekend travel bag to the left of Andrea contains the computing hardware, whereas the big suitcases behind Andrea are empty and fixed in place to secure the back of the robot.

#### A. Hardware

The hardware of the android robot Andrea was built by the Japanese company A-Lab<sup>1</sup>. It is comparable to their *Premium Model* in sitting position with additional actuators to control the movements of its left and right eyelids, as well as each of its finger separately. In total, this results in 52 pneumatic actuators to control the robot’s upper body and face.

Its outer appearance is custom designed to feature an androgynous look. A short haired and a long haired wig are available to change the appearance between male and female. It is dressed casually in blue jeans and a grey zip-up hoodie with a small university logo, cf. Fig. 1 and 2.

Cameras are installed in each of the robot’s eyes. A speaker hidden in its hoodie and a microphone with a push-to-talk button on the table in front of the robot enable it to have a conversation. The required software runs on a single Nvidia Jetson Orin placed in a weekend travel bag beside the robot, cf. Fig. 1, with the robot being connected to it via USB. The robot is also supplied with compressed air (seven bar) and electric power.

#### B. Software

The software mainly consists of a pipeline of Machine Learning (ML) models for Speech-to-Text (STT), text-based chat, Text-to-Speech (TTS) and automated lip-sync, as described in [16]. For STT, *Whisper* [17] is used by running a *medium* sized model locally on the Jetson Orin. It is used in *translate* mode, so that the model transcribes everything into English independently of the visitor’s spoken language. As chat model ChatGPT version 3.5-turbo is used. Since this service was stateless at that time, our software keeps track of the chat history and sends this message stack with every request. For TTS, coqui’s<sup>2</sup> pre-trained model of Variational Inference with adversarial learning for end-to-end Text-to-Speech (VITS) [18] is run on the Jetson Orin. Two different voices were manually pre-selected and varied between different days during the study (see also Section III-C): *p225* was used as a female and *p234* as a male voice. A lip-sync model [19] is used to automatically animate the robot’s face according to the audio generated by the TTS model. The pipeline is triggered by pressing the push-to-talk-button, which starts recording audio using the microphone. Releasing the button again, stops the recording and starts the transcription of the audio using the STT model.

During audio recording and transcription a *listen* animation is performed by the robot moving its hand to one of its ears, cf. Figure 2 left. During the other steps of the processing pipeline a *thinking* animation is performed, cf. Figure 2 right. Additional animations are executed in random time intervals to resemble blinking, saccades and breathing. If no interaction takes place for a longer interval, the robot yawns.

The video stream of the robot’s left eye is analyzed using a pre-trained pose estimation model for Nvidia Jetsons<sup>3</sup>. The

<sup>1</sup><https://www.a-lab-japan.co.jp/en/>

<sup>2</sup><https://github.com/coqui-ai/TTS>

<sup>3</sup><https://github.com/dusty-nv/jetson-inference/blob/master/docs/posenet.md>



Fig. 2. Still images of the two animations: (left) while recording and transcribing the visitor's audio with short-hair wig; (right) while thinking / generating a response with long-hair wig.

*resnet18-body* model is used to detect 18 keypoints of human bodies in the video stream, from which one nose keypoint is chosen as the target of the robot's gaze. The robot's neck actuators are controlled to center this point in the camera's view. This serves as a rudimentary *look at* animation, which is always active when neither *listen* nor *think* are active.

Currently, there is no automated mechanism in place that distinguishes between different interlocutors. Thus, the current conversation must be reset manually. This reset could either be triggered from inside the camper van, cf. Section III-C, or using an extra push-button placed on the floor behind the robot.

### C. Museum installation

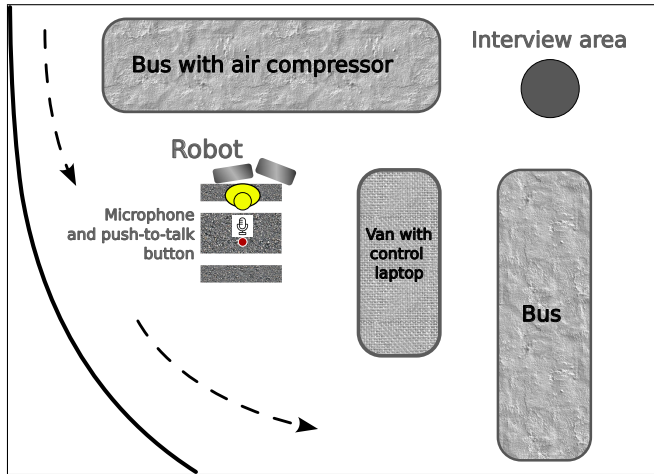


Fig. 3. A sketch of the setup of Andrea during its public demonstration in the Mercedes-Benz museum: The robot is placed on a bench behind a stone table with a microphone and a push-to-talk button on it; the air compressor is hidden in a bus behind the robot; interviews were conducted away from the robot (the dashed arrows indicate the main flow of the visitors)

The robot was installed for six days—from October 31 to November 5, 2023—in the travel gallery area of the Mercedes-Benz-Museum, cf. Fig. 3. There was deliberately no advance notice to observe visitors' spontaneous reactions. The robot was ready for interaction during the museum's opening times from 9 am to 6 pm each day.

On the first and fourth day the robot wore a long-haired wig and spoke with its female voice (condition *long-female*).

On the second, third, and sixth day it was set up with a short-haired wig and a male voice (condition *short-male*), while on the fifth day it featured a female voice with a short-haired wig (condition *short-female*), cf. Fig. 2.

Andrea was placed on one of two stone benches that are permanently installed around a stone table for the visitors to take a rest. This way, visitors entering the area from the back did not easily recognize the setup as an artificial installation as indicated by the dashed arrows in Fig. 3. A microphone (Marantz Professional M4U with table stand) and a single push-button were placed in front of Andrea on the table. Visitors were instructed by a small sign placed in front of the button to press and hold it to start the interaction, cf. Fig. 1. The air compressor was placed in the bus behind the robot and the tube as well as the power supply and a cable connection to the internet were hidden under a fake, wooden floor around the installation. A Mercedes V-class camping van, which is part of the permanent exhibition, was used to supervise the setup.

The interviews with randomly selected visitors were conducted in an area hidden from the interactive installation, cf. Fig. 3. During their interview the visitors stood with the back to the robot, but could turn around to refer to the setup whenever they liked.

## IV. APPROACH

### A. Interviews with visitors

This setup gave us the opportunity to qualitatively determine Andrea's impact on the visitors through on-location interviews. The open-ended questions were structured as follows:

- 1) Did you interact with the robot?  
Yes: continue with (a) and (b); No: continue with (c) and (d)
  - a) What motivated you to actively interact with the robot?
  - b) Please describe your interaction with the robot.
  - c) Why did you not interact actively?
  - d) Please describe your observations.
- 2) How useful do you think would it be to use this robot in a museum today? (0 - 10)
- 3) In which situations would it NOT make sense to use it in the museum? Why not?
- 4) In which situations would it be useful to use it in the museum? Why?
- 5) What should be urgently improved before such a robot is used?
- 6) Do you have any questions and/or suggestions?

After written, informed consent was given, the interviews were conducted in either German or English depending on the visitor's preference. The interviewer was given a handout with the interview structure in English and German, which guided each interview. The voices of both the interviewer and the interviewee were recorded by an audio recorder (TASCAM DR-22WL) and later transcribed for analysis using an offline version of Whisper STT [17].

At the beginning of each interview the visitors were asked: (1) for the gender they assigned themselves to, with "male", "female", and "diverse" as options, (2) their age group, with "< 10", "10–20", "21–30", "31–40", "41–50", "51–60", and "> 60" as options, and (3) their nationality.

### B. Conversations with Andrea

The software described in Section III-B logged all interactions during the study on a textual basis, meaning no video or audio recordings were saved, but the transcribed requests from users with the response from ChatGPT were saved for each conversation. Along with input and output texts, the time taken by each of the ML models to process a request, as well as possible errors, were logged. Additionally, resets of the current chat history and whenever a press of the push-to-talk button interrupted the robot's speech were recorded as events. However, interruptions of the *thinking* process were not logged and any information about interruptions was only logged from the third day on.

The log files are analyzed in an automated way. Since the chat history was not always reset after each interlocutor, there is no definitive way to differentiate between different conversations. Thus, all input requests and output responses are extracted separately from the logs by pattern matching. BERTopic [20] is used to cluster input and output phrases separately.

After an initial fit to the data, BERTopic's functions to reduce the number of topics and outliers are applied. After subjectively exploring some values, 15 was chosen as a fixed number of topics to reduce to, thus BERTopic applies agglomerative clustering to achieve this reduction. Outliers are reduced using BERTopic's defaults. For each of the remaining 15 clusters (including one for outliers) ten representative phrases are extracted using Maximal Marginal Relevance with a diversity of 0.1 to avoid very similar representative phrases. Finally, those phrases are manually examined to further group the clusters into categories as shown in Section V-B.

Apart from user requests and system responses, any errors logged by the system are categorized and counted. Additionally the processing times of the different ML models are analyzed, too.

## V. RESULTS

### A. Exploratory analysis of the interviews

1) *Demographic data:* A total of 44 visitors of the museum agreed to be interviewed. They either had directly interacted with Andrea before or had watched Andrea from a distance (i.e., not interacted). For four of them gender, age group, and nationality are missing. One has only gender missing and for two others interaction information is missing. Table I gives an overview of the distribution of interviewed visitors. Of the 27 male visitors eighteen had actively interacted with Andrea (67%) and of the ten female visitors six had interacted (60%). Of those visitors whose gender is unknown four of the total of five (80%) had interacted before the interview.

TABLE I

DISTRIBUTION OF ALL 44 INTERVIEWED VISITORS DEPENDING ON GENDER AND WHETHER OR NOT THEY HAD ACTIVELY INTERACTED

Interacted	Gender	Counts	% of Total	Cumulative %
y	male	18	42.9 %	42.9 %
	female	6	14.3 %	57.1 %
	undefined	4	9.5 %	66.7 %
n	male	9	21.4 %	88.1 %
	female	4	9.5 %	97.6 %
	undefined	1	2.4 %	100.0 %

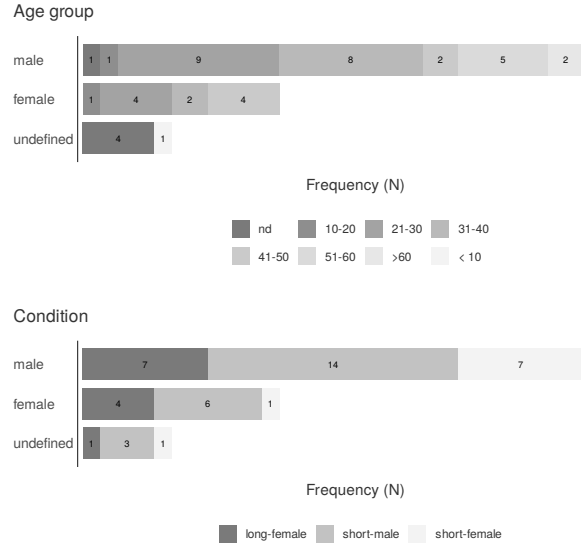


Fig. 4. Top: distribution of age groups over gender; bottom: distribution of condition over gender

The age group distribution conditioned by gender, cf. Fig. 4, top, and the experimental conditions split up by gender, cf. Fig. 4, bottom, show that the interviewees were evenly distributed regarding their respective gender and age over the experimental conditions.

Twenty-five of all interviewees said that they were German, another two reported a mixed nationality with German nationality being part of it, and for four interviewees the nationality is unknown. The remaining 15 interviewees are distributed over single countries and, therefore, this factor is not taken into account in the subsequent analysis.

2) *Interview transcript analysis:* The interview structure introduced in Section IV-A is being followed from here on. First, the automated audio transcripts were manually annotated to distinguish between interviewer and interviewee in each text file. Eventual transcription errors were fixed manually during this step. Then, each transcript was read by the first person to extract main topics per response to each question. For each transcript similarities were checked with previously extracted topics. If topics seemed similar enough, the old topic's count was increased by one. Otherwise, a

new topic was introduced with a count of one. The result was critically discussed with a second team member. With this method one interviewee can have contributed to multiple topics within one response. Only those topics with a count of two or more are reported here.

(1a+c) *What motivated you to actively interact with the robot? / Why did you not interact actively?:* Table II summarizes the topics, that were extracted from the answers given in response to the question why visitors interacted or not with Andrea before. Two-third of the interviewees (28 out of 42) interacted with Andrea and more than half of these mentioned "curiosity / intrigue" as their motivation. Of those 14, who did not interact, five reported an "uncanny feeling" as a reason.

TABLE II  
REASONS TO INTERACT OR NOT TO INTERACT

Reason to interact	Count
curiosity / intrigue	16
Andrea looking real	9
general interest in technology / robotics	5
to test the robot's answers	5
never before interacted with one	5
friends motivated me to interact with Andrea	2
own children interacted	2
noticed microphone or button	2
Reason not to interact	Count
too many people to actively interact	7
felt uncanny	5
did not know what to ask (in English)	3
more information needed / confused	2

(1b+d) *Please describe your interaction with the robot. / Please describe your observations.:* The descriptions of the interviewed visitors are summarized in Table III. Half of the interviewees mentioned that they wanted to ask some questions and nine of them mistook Andrea for being real at first. Non-verbal interactions by Andrea were mentioned twelve times and, in general, the conversation was mentioned to be too slow and not fluent/natural enough. Four times visitors reported the situation to feel strange, which could be an indication for the uncanny valley effect.

TABLE III  
DESCRIPTIONS OF INTERACTIONS / OBSERVATIONS

Description / observation	Count
asked (some) questions	22
Andrea looked real at first, but then...	9
mentions Andrea's gestures	7
Andrea tried to make eye contact	5
conversation is not fluent / natural	5
strange feeling mentioned	2
humanoid design is problematic	2
response time is too long	2

(2) *How useful do you think would it be to use this robot in a museum today? (0 - 10):* The visitors were asked to evaluate the usefulness of Andrea in this situation on a scale from zero to ten. To explore, if any of the three versions of Andrea (long hair and female voice, short hair and male voice, short hair and female voice) are evaluated differently, the ratings are split up accordingly. As the table in Figure 5

Descriptives

	Condition	N	Missing	Mean	SD
Evaluation	long-female	12	0	7.25	1.36
	short-male	23	0	6.83	2.23
	short-female	7	2	7.00	2.08

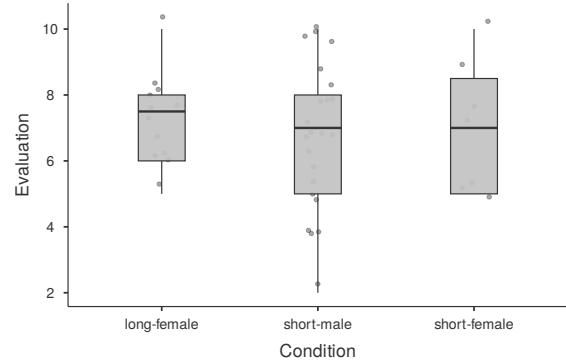


Fig. 5. Descriptives of the visitors' evaluations (top) and box-plots (bottom) depending on the type of setup.

(top) shows, twelve interviewees had seen or interacted with Andrea with long hair and a female voice, 23 with short hair and a male voice, and seven with short hair and a female voice. A one-way ANOVA assuming unequal variances with "Condition" as grouping variable results in no significant differences ( $F = 0.237, df1 = 2, df2 = 15.9, p > 0.79$ ). Notably, all mean values of the three conditions are around seven and significantly above the theoretical average of five (pooled evaluation data: Shapiro-Wilk normality test  $p = 0.056 \rightarrow$  Wilcoxon test with  $H_0 \mu \neq 5, p < 0.001$ ).

(3) *In which situations would it NOT make sense to use it in the museum? Why not?:* Table IV presents the topics that were mentioned when the visitors were asked about inappropriate situations for the robot in the museum. Many visitors were surprised to be asked this question and even after thinking about it they replied that no such scenario came to their mind. The best agreement for a specific scenario that Andrea should not be used in was as a simple substitute for the already present audio guides. Some visitors also didn't want the robot to substitute any human in his or her job.

TABLE IV  
NEGATIVE SCENARIOS MENTIONED BY VISITORS

Negative scenario	Count
(no negative scenarios)	14
presenting information similar to an audio guide	4
when it substitutes a human	3
as a guide / during a guided tour	3
for general question answering	2
humans should have a choice	2
whenever asking concrete questions	2
at the ticket counter	2
inside/together with old cars	2

(4) *In which situations would it be useful to use it in the museum? Why?:* The most obvious use-case for the robot, presenting the exhibits, was also mentioned most often by



TABLE V  
POSITIVE SCENARIOS MENTIONED BY VISITORS

Positive scenario	Count
presenting knowledge about exhibits at the kiosk / ticket counter	14
instead of audio guides	9
when people have (more specific) questions instead of / as a human guide	7
presenting the theme of the current area (no positive scenarios)	7
providing local information (e.g., toilet)	5
when more info is needed than on display	4
to present the highlights only	4
in one-to-one up to one-to-three interaction only	3
inside the cars	2
as a supplement to a human guide	2

the visitors, cf. Table V. However, this was followed by the idea to let Andrea work and interact at the ticket counter of the museum. Interestingly, some visitors explicitly suggested to substitute the audio guides with our robot and even some others wanted to substitute human personnel by robots like Andrea. Only in four cases no positive scenarios came to mind.

TABLE VI  
POSSIBLE IMPROVEMENTS MENTIONED BY THE VISITORS

Suggested improvement	Count
multi-language support	11
improved latency	9
better non-verbal behavior / facial expressions	8
better explanation about why the robot is here	5
access to up-to-date information	4
slower speech	3
make it walk	3
preventing bias / only truthful information	2
no robot needed, mic and loudspeaker sufficient	2
nothing concrete mentioned	2

(5) *What should be urgently improved before such a robot is used?*: Most visitors complained about the need to speak English with Andrea and suggested multi-language support as the most important improvement, cf. Table VI. Also, the latency of more than two seconds between question and response, cf. Section V-B, was mentioned by nine visitors. Better non-verbal behavior generation and slower speech were requested more than once and the robot’s purpose should be explained better. Those visitors with previous knowledge about ChatGPT suggested access to up-to-date information and were worried that the robot could provide untruthful information.

## B. Conversation analysis

1) *Visitor requests*: In total 4524 input requests were parsed from the log files, as described in Section IV-B. The STT model generated non-ascii characters in 88 requests, which are excluded from further analysis. The remaining 4436 requests are automatically clustered into 15 clusters and these clusters are manually grouped into six categories as shown in Table VII.

Most requests are categorized as ”personal questions”, asking the robot for its name, its origin, its purpose (at the

TABLE VII  
THE TOPICS VISITORS TALKED ABOUT TO THE ROBOT

Category	Cluster name	Requests
Personal quest.	name_your_what_is	460
	where_what_here_doing	388
	how_are_you_hi	363
	old_how_are_you	143
	color_favorite_food_like	102
	who_long_did_when	152
Convers. phrase	hello_come_we_going	430
	thank_day_much_nice	295
	bye_goodbye_okay_thank	93
Context	the_car_mercedes_is	469
	museum_this_the_in	111
Language	speaking_german_can_you	462
Skill	plus_100_times_what	54
Other	ciao_no_cheers_im	174
	can_me_you_to	740

museum), how it is doing, its age and its favorites, esp. color and food. The category ”conversational phrase” contains mainly greetings, thanks and sendoffs. Questions regarding the museum, its exhibits and about cars are categorized as ”context”, since cars are the main theme of the museum. The ”language” category contains requests to speak in a language other than English (most often German). The skill category mainly contains requests to solve math equations. Finally, all outliers as well as a quite big cluster with less clearly assignable requests constitute the category named ”other”.

There are some clusters partially overlapping the categories. As an example, there is the cluster *where\_what\_here\_doing* with many location related questions. It was categorized as ”personal questions” since questions like *Where are you from?* are common in this cluster. However, there are also questions in this cluster like *Do you know where you are?*, in which case the visitor tries to assess the robot’s skills. There are also requests that are not clearly assignable to a category. For example, in the ”context” category it is not clear, if a visitor asks questions about the museum out of interest or rather to assess the robot’s skills by asking for already known information. The *can\_me\_you\_to* cluster contains similarly problematic examples. For example, *Can you see me?* belongs to the ”skill” category, but the same cluster also contains requests like *Can you tell me a joke please?*, when the visitor probably seeks to be entertained, and some incomplete requests like *You can see the*, that cannot be categorized at all.

2) *Robot responses*: In case of an exception neither input nor output were logged. Thus, the same amount of output responses as input requests are parsed from the log files, namely 4524. Although prompted to respond in plain English, ChatGPT’s output contains non-ascii characters in 69 responses. They mainly belong to languages other than English and few of them are emojis (smiling, waving and music notes). The 15 automatically created clusters are manually grouped into six categories, as shown in Table VIII.

The categories of the outputs mainly correspond to the input ones, except that responses to math questions do not

TABLE VIII  
THE TOPICS THE ROBOT TALKED ABOUT TO THE VISITORS

Category	Cluster name	Responses
Personal inform.	robot_android_an_you	1111
	age_2022_in_was	150
	name_Andrea_my_is	127
	japan_alab_in_company	119
Convers. phr.	hello_today_how_assist	689
	if_free_feel_ask	211
	day_goodbye_great_have	153
	would_like_there_anything	84
Context	the_robot_android_as	430
	museum_the_mercedes_benz	302
	the_mercedesbenz_first_of	227
Language	speak_german_yes_can	318
Apologies	ai_language_model_an	334
	please_your_clarify_context	199
Other	scientists_atoms_everything_trust	1

turn out as their own cluster. Instead, ChatGPT’s tendency to apologize results in a new category that consists of two clusters. In case of the bigger one, labeled *ai\_language\_model\_an*, ChatGPT ignored the system prompt, apologized for the confusion, and stated that it was an AI language model (not an android robot). The second cluster mainly contains apologies for not understanding the visitor’s request. It is unclear, why there is one outlier remaining after the clustering. Its content is *Why don’t scientists trust atoms? Because they make up everything!*. The same joke was told by ChatGPT 15 times during this study. However, in other cases it was surrounded by other texts, like *Sure, here’s a joke for you:* and most often clustered into the *ai\_language\_model\_an* cluster.

TABLE IX  
DESCRIPTIVE STATISTICS OF PROCESSING TIMES PER ML MODEL  
(LEFT) WITH VARIABLES THESE TIMES DEPEND ON (RIGHT)

	Processing times (s)				Dependencies		
	STT	Chat	TTS	Lip	In(s)	Out(c)	Out(s)
mean	1.70	1.38	0.95	2.65	2.56	125.59	8.04
std	1.72	0.43	0.41	2.35	2.06	70.07	3.97
min	0.60	0.47	0.25	0.23	0.02	3	1.15
25%	0.87	1.08	0.69	1.22	1.42	73	5.20
50%	0.97	1.34	0.91	2.21	2.24	118	7.53
75%	2.34	1.61	1.13	3.64	3.29	168	10.26
max	29.61	8.01	8.11	80.44	26.53	1349	66.54

3) *Other logs*: Table IX shows descriptive statistics of the logged processing times for each of the four steps in the software pipeline. These times depend on variables for which statistics are provided, too, with *In(s)* being the duration of the recorded input audio in seconds, *Out(c)* the length of the output generated by ChatGPT in characters, and *Out(s)* the duration of the synthesized speech in seconds. On average generating mouth movements for a speech signal takes the longest with 2.65s. Thus, to improve the latency of the whole system, as requested in the interviews (cf. Table VI), this step of the pipeline will be improved next. Some requests took exceptionally long to process, as indicated by the gap between maxima and the third quartile. Those are usually the first runs of the pipeline after startup of the Jetson Orin each

morning and are part of test runs, not actual user interactions. Therefore, the median values (50%) should be preferred over the means to measure the system’s latency. As such, the total median response time from end of recording until the first spoken word is 5.43 seconds.

With only 113 logged exceptions during all six days, the system has been running quite robustly. All of the exceptions are related to ChatGPT and 50 are request timeouts that we cannot influence in any way. The remaining 63 exceptions were caused by exceeded context lengths. In all cases Andrea responded with: *“I am sorry my artificial intelligence module seems to be a little bit glitchy at the moment. Give me a second to sort my circuits and retry your request.”* However, the system continued to work as intended, after the ChatGPT context was reset manually.

During the four days when this particular information was logged, Andrea got interrupted 640 times while talking. This suggests, that the quality of ChatGPT’s responses could be improved. It might make conversations more interesting, if the robot was more context-aware, less polite, and apologized less often, e.g., by adjusting the system prompt.

### C. Limitations

Both methods to acquire information have their limitations. The logs are technically limited, as described, since the automated transcripts may differ from the actual spoken visitors’ requests and the automated clustering rather results in an overview of the data but may be imperfect on a single request level. Interviews are known to be limited regarding their quantity and they might be subject to a selection bias towards people interested in the robot [21]. We tried to mitigate this effect by also motivating visitors to participate in an interview, who had been reluctant to interact with the robot.

## VI. DISCUSSION & CONCLUSION

We presented the results of an exploratory study of the fully autonomous, android robot Andrea being placed in a public museum in Germany for six consecutive days. The interview data and the cluster analysis of the conversation log files show corresponding results. For example, many interviewed visitors suggested multi-language support as an improvement and this was also requested directly during conversations with the robot. The *Context* category, identified in the logs, supports the most common positive scenario retrieved from the interviews *presenting knowledge about exhibits* as the most important one. The biggest category extracted from the log files, *personal questions*, reflects multiple of the *Reasons (not) to interact* stated during the interviews: people, who *did not know what to ask*, probably tend to simply say *hello*.

Maximum response times of one second are preferred by users of conversational robots and longer response times should be moderated using conversational fillers [22]. Our system’s median response time, however, is 5.43 seconds. The robot’s listening and thinking gestures might mediate

some negative effects, but improved response times were also requested by many interviewees.

The general attitude towards our robot was more positive than that reported in previous research with android robots in public spaces, cf. [9], [11]. Admittedly, similarly to the previous work our results might be influenced by the novelty effect [21], because visitors experienced Andrea only once.

In conclusion, our exploratory study confirmed that in a non-critical scenario in a museum an android robot is not perceived as uncanny but as an object of curiosity by most visitors, even when it is run in a fully autonomous fashion and not being tele-operated. Our modification of perceived gender was either not successful or had no significant effect. Additionally, we gained valuable insights on how an android robot can be employed in a museum, how visitors relate the robot to employees and audio-guides already in place (cf. [23]) and what technical improvements are required to make it even more useful to visitors. Next, we began to improve the current system to meet these requirements: We provided information about exhibits using RAG (Retrieval Augmented Generation) in combination with ChatGPT 4.1, we replaced VITS with the multilingual XTTS [24] system and we sped up response times using FaceXHubert [25] as the base for lip-syncing. We also improved Andrea's non-verbal behaviors by simulating and expressing emotions using WASABI [26] in the aim to increase its overall believability [27].

These improvements will soon be tested during another exhibition of Andrea at the same museum where it then will fulfill the role of a multi-lingual information agent.

#### ACKNOWLEDGMENT

We thank the Mercedes-Benz Heritage GmbH and the German Research Foundation for their financial support.

#### REFERENCES

- [1] F. Carros, B. Bürvenich *et al.*, "Not that Uncanny After All? An Ethnographic Study on Android Robots Perception of Older Adults in Germany and Japan," in *Social Robotics*. Cham: Springer Nature Switzerland, 2022, vol. 13818, pp. 574–586, series Title: Lecture Notes in Computer Science.
- [2] N. M. Thalmann, N. Mishra, and G. Tulsulkar, "Nadine the Social Robot: Three Case Studies in Everyday Life," in *Social Robotics*. Cham: Springer International Publishing, 2021, pp. 107–116.
- [3] D. Choi, D.-W. Lee *et al.*, "Design of an android robot head for stage performances," *Artif Life Robotics*, vol. 16, no. 3, pp. 315–317, Dec. 2011. [Online]. Available: <https://doi.org/10.1007/s10015-011-0938-4>
- [4] T. Kawahara, K. Inoue, and D. Lala, "Intelligent Conversational Android ERICA Applied to Attentive Listening and Job Interview," May 2021. [Online]. Available: <http://arxiv.org/abs/2105.00403>
- [5] E. Baka, N. Mishra *et al.*, "Social Robots and Digital Humans as Job Interviewers: A Study of Human Reactions Towards a More Naturalistic Interaction," in *Human-Computer Interaction. Technological Innovation*, M. Kurosu, Ed. Cham: Springer International Publishing, 2022, pp. 455–474.
- [6] N. Gasteiger, M. Hellou, and H. S. Ahn, "Deploying social robots in museum settings: A quasi-systematic review exploring purpose and acceptability," *International Journal of Advanced Robotic Systems*, vol. 18, no. 6, p. 17298814211066740, Nov. 2021, publisher: SAGE Publications. [Online]. Available: <https://doi.org/10.1177/17298814211066740>
- [7] C. Webster and S. Ivanov, "Public Perceptions of the Appropriateness of Robots in Museums and Galleries," *Journal of Smart Tourism*, vol. 2, no. 1, pp. 33–39, Mar. 2022. [Online]. Available: <https://doi.org/10.52255/SMARTTOURISM.2022.2.1.4>
- [8] Boris Pofalla, "Androide in der Kunst: Sind Roboter die neuen Hipster?" *FAZ.NET*, Dec. 2016. [Online]. Available: <https://www.faz.net/aktuell/feuilleton/kunst-und-architektur/androide-in-der-kunst-sind-roboter-die-neuen-hipster-14579292.html>
- [9] A. Vishwanath, A. Singh *et al.*, "Humanoid co-workers: How is it like to work with a robot?" in *2019 28th IEEE International Conference on Robot and Human Interactive Communication (RO-MAN)*, Oct. 2019, pp. 1–6, iSSN: 1944-9437. [Online]. Available: <https://ieeexplore.ieee.org/abstract/document/8956421>
- [10] A. M. Rosenthal-von der Pütten, N. C. Krämer *et al.*, "The uncanny in the wild. analysis of unscripted human–android interaction in the field," *International Journal of Social Robotics*, vol. 6, pp. 67–83, 2014.
- [11] C. Becker-Asano, K. Ogawa *et al.*, "Exploring the uncanny valley with Geminoid HI-1 in a real-world application," in *Proceedings of IADIS International conference interfaces and human computer interaction*, 2010, pp. 121–128.
- [12] M. Mori, K. F. MacDorman, and N. Kageki, "The Uncanny Valley [From the Field]," *IEEE Robotics & Automation Magazine*, vol. 19, no. 2, pp. 98–100, Jun. 2012, conference Name: IEEE Robotics & Automation Magazine.
- [13] M. Mara and M. Appel, "Science fiction reduces the eeriness of android robots: A field experiment," *Computers in Human Behavior*, vol. 48, pp. 156–162, Jul. 2015. [Online]. Available: <https://www.sciencedirect.com/science/article/pii/S0747563215000199>
- [14] G. Trichopoulos, M. Konstantakis *et al.*, "Crafting a museum guide using chatgpt4," *Big Data and Cognitive Computing*, vol. 7, no. 3, 2023. [Online]. Available: <https://www.mdpi.com/2504-2289/7/3/148>
- [15] S. Kopp, L. Gesellensetter *et al.*, "A Conversational Agent as Museum Guide – Design and Evaluation of a Real-World Application," in *Intelligent Virtual Agents*. Berlin, Heidelberg: Springer, 2005, pp. 329–343.
- [16] M. Heisler and C. Becker-Asano, "An Android Robot Head as Embodied Conversational Agent," in *ISR Europe 2023; 56th International Symposium on Robotics*, Sep. 2023, pp. 93–99. [Online]. Available: <https://ieeexplore.ieee.org/document/10363058>
- [17] A. Radford, J. W. Kim *et al.*, "Robust Speech Recognition via Large-Scale Weak Supervision," Dec. 2022. [Online]. Available: <http://arxiv.org/abs/2212.04356>
- [18] J. Kim, J. Kong, and J. Son, "Conditional Variational Autoencoder with Adversarial Learning for End-to-End Text-to-Speech," Jun. 2021. [Online]. Available: <http://arxiv.org/abs/2106.06103>
- [19] M. Heisler, S. Kopp, and C. Becker-Asano, "Making an Android Robot Head Talk," in *2023 32nd IEEE International Conference on Robot and Human Interactive Communication (RO-MAN)*, Aug. 2023, pp. 1837–1842, iSSN: 1944-9437. [Online]. Available: <https://ieeexplore.ieee.org/document/10309532>
- [20] M. Grootendorst, "Bertopic: Neural topic modeling with a class-based tf-idf procedure," *arXiv preprint arXiv:2203.05794*, 2022.
- [21] T. Belpaeme, "Advice to new human-robot interaction researchers," *Human-robot interaction: Evaluation methods and their standardization*, pp. 355–369, 2020.
- [22] T. Shiwa, T. Kanda *et al.*, "How quickly should communication robots respond?" in *2008 3rd ACM/IEEE International Conference on Human-Robot Interaction (HRI)*, 2008, pp. 153–160.
- [23] A.-M. Velentza, D. Heinke, and J. Wyatt, "Museum robot guides or conventional audio guides? An experimental study," *Advanced Robotics*, vol. 34, pp. 1571–1580, Dec. 2020.
- [24] E. Casanova, K. Davis *et al.*, "Xtts: a massively multilingual zero-shot text-to-speech model," in *Interspeech 2024*, 2024, pp. 4978–4982.
- [25] K. I. Haque and Z. Yumak, "Facexhubert: Text-less speech-driven e(x)pressive 3d facial animation synthesis using self-supervised speech representation learning," in *INTERNATIONAL CONFERENCE ON MULTIMODAL INTERACTION (ICMI '23)*. New York, NY, USA: ACM, 2023. [Online]. Available: <https://doi.org/10.1145/3577190.3614157>
- [26] C. Becker-Asano, "WASABI for affect simulation in human-computer interaction," in *Proc. on Emotion Representations and Modelling for HCI Systems*. Sydney, Australia: Springer, 2014.
- [27] C. Becker-Asano and I. Wachsmuth, "Affective computing with primary and secondary emotions in a virtual human," *Autonomous Agents and Multi-Agent Systems*, vol. 20, no. 1, pp. 32–49, January 2010.