

CONFORMAL MAPS AND CRITICAL POINTS OF EISENSTEIN SERIES

MARIO BONK

ABSTRACT. We investigate the critical points of the basic (quasi-)modular forms E_2 , E_4 , and E_6 . They occur where some associated polymorphic functions have poles. By an explicit description of these polymorphic functions as conformal maps, one can give an accurate qualitative analysis of the locations of the critical points of E_2 , E_4 , and E_6 .

1. INTRODUCTION

The critical points of Eisenstein series have gained some recent interest (see [CL19, GO22, CL24, Ch25] for results and some motivations for these investigations). It is known that the location of these critical points is the same as the location of the poles of some associated polymorphic functions (see [SS12]). The main point of this paper is to show that these polymorphic functions allow some explicit description as conformal maps in the case of the lowest-weight Eisenstein series E_2 , E_4 , and E_6 . This in turn can be used to locate their critical points at least on a qualitative level.

To each of the Eisenstein series E_2 , E_4 , E_6 we associate a certain polymorphic function s_2^\pm , s_4 , s_6 , respectively. As we will see, each of them is a conformal map of a circular arc triangle arising from the modular triangulation of the upper half-plane to some associated triangle. For example, s_4 maps the basic modular triangle with angles 0 at the vertices 0 , 1 , ∞ to the complement of its complex conjugate.

There are two methods to prove this. The first one is based on the Argument Principle and some easy-to-establish mapping properties of the functions on the sides of some relevant circular arc triangles. While this leads to elementary proofs with a moderate amount of computations, the second method is more involved, but offers additional insights. Namely, we will consider each relevant polymorphic function f as a function of an appropriately chosen modular

Date: June 26, 2025.

2020 Mathematics Subject Classification. Primary: 30C20, 11F11.

Key words and phrases. Conformal map, Eisenstein series, critical point.

The author was partially supported by NSF grant DMS-2054987.

function such as the basic modular function J . To establish the desired mapping properties of f , one can then just compute Schwarzian derivatives (such as $\{f, J\}$). As the computation of these Schwarzians turns out to be rather involved if attempted directly, we will use a classical detour by establishing a Fuchsian equation for some auxiliary functions whose quotient is equal to f . We can then derive the desired mapping properties of f from some classical results, ultimately going back to Schwarz [Schw]. The basic philosophy of this approach is explained in my expository paper [Bo22], where the quasi-periods of the Weierstrass ζ -function were studied from a similar perspective.

In this paper, τ will usually denote a complex variable in the open upper half-plane $\mathbb{H} := \{\tau \in \mathbb{C} : \text{Im}(\tau) > 0\}$. We set

$$(1.1) \quad q = q(\tau) := e^{2\pi i \tau}.$$

Note that $|q| < 1$ for $\tau \in \mathbb{H}$. We define

$$(1.2) \quad \sigma_k(n) := \sum_{m \in \mathbb{N}, m|n} m^k$$

for $k, n \in \mathbb{N}$. So $\sigma_k(n)$ is the sum of k th-powers m^k of all natural numbers m that divide n .

The classical (normalized) Eisenstein series are then given by

$$(1.3) \quad E_2(\tau) := 1 - 24 \sum_{n=1}^{\infty} \frac{nq^n}{1-q^n} = 1 - 24 \sum_{n=1}^{\infty} \sigma_1(n)q^n,$$

$$(1.4) \quad E_4(\tau) := 1 + 240 \sum_{n=1}^{\infty} \frac{n^3q^n}{1-q^n} = 1 + 240 \sum_{n=1}^{\infty} \sigma_3(n)q^n,$$

$$(1.5) \quad E_6(\tau) := 1 - 504 \sum_{n=1}^{\infty} \frac{n^5q^n}{1-q^n} = 1 - 504 \sum_{n=1}^{\infty} \sigma_5(n)q^n.$$

It is immediate that these series (as functions of $\tau \in \mathbb{H}$) converge locally uniformly on \mathbb{H} . Hence E_2, E_4, E_6 are holomorphic functions on \mathbb{H} . To ease notation, we often drop the argument τ of these functions if it is understood.

In order to locate the critical points of E_2, E_4, E_6 , we associate with them auxiliary functions defined as

$$(1.6) \quad s_2^{\pm}(\tau) := \tau - \frac{6i}{\pi(E_2 \pm E_4^{1/2})},$$

$$(1.7) \quad s_4(\tau) := \tau - \frac{6iE_4}{\pi(E_2E_4 - E_6)},$$

$$(1.8) \quad s_6(\tau) := \tau - \frac{6iE_6}{\pi(E_2E_6 - E_4^2)},$$

respectively.

Then s_4 and s_6 are meromorphic functions on \mathbb{H} . For E_2 we define two functions s_2^+ and s_2^- according to the sign in (1.6). Here we have to be careful about the choice of the root $E_4^{1/2}$. Formula (1.4) shows that E_4 takes positive values on the positive imaginary axis. We choose the sign ambiguity in the definition of $E_4^{1/2}$ so that it also takes positive values on the positive imaginary axis. We can analytically continue s_2^+ and s_2^- as germs of meromorphic functions along any path in \mathbb{H} that avoids the zeros of E_4 . If we run around a zero of E_4 , then s_2^+ transforms into s_2^- and vice versa.

The properties of the functions s_2^+ and s_2^- are best understood if one considers them as branches of a multivalued function s_2 defined as

$$(1.9) \quad \mathbb{H} \ni \tau \mapsto s_2(\tau) := \{s_2^+(\tau), s_2^-(\tau)\} \subseteq \widehat{\mathbb{C}} := \mathbb{C} \cup \{\infty\}$$

(see Section 3 for more discussion). So for each $\tau \in \mathbb{H}$, the value $s_2(\tau)$ is subset of the Riemann sphere $\widehat{\mathbb{C}}$ consisting of at most two elements and reducing to a singleton set if and only if $E_4(\tau) = 0$.

The functions s_2, s_4, s_6 are *polymorphic* in the sense that they undergo simple transformations if their argument is changed by an element of the *extended modular group* $\overline{\Gamma}$. This group is generated by the reflection in the imaginary axis and the elements of the *modular group* $\Gamma := \mathrm{PSL}_2(\mathbb{Z})$ consisting of all Möbius transformations of the form

$$(1.10) \quad \tau \mapsto \varphi(\tau) = \frac{a\tau + b}{c\tau + d},$$

where $a, b, c, d \in \mathbb{Z}$ with $ad - bc = 1$ (see Section 3 for more discussion). Actually, we have

$$(1.11) \quad s_k \circ \varphi = \varphi \circ s_k$$

for all $k \in \{2, 4, 6\}$ and $\varphi \in \overline{\Gamma}$, where for $k = 2$ this has to be interpreted properly (see Propositions 3.1 and 3.2).

The location of the critical points of our Eisenstein series is the same as the location of the poles of the associated polymorphic function. Indeed, for $\tau \in \mathbb{H}$ we have (see Lemmas 4.3 and 4.4)

$$(1.12) \quad E'_k(\tau) = 0 \text{ if and only if } s_k(\tau) = \infty$$

for $k = 4, 6$ and

$$(1.13) \quad E'_2(\tau) = 0 \text{ if and only if } \infty \in s_2(\tau).$$

Now the mapping behavior of the functions s_2, s_4, s_6 can be described explicitly. This is of independent interest and gives a good understanding of the location of the poles of these functions and hence the location of the critical points of the Eisenstein series E_2, E_4, E_6 . In order to formulate our results, we first fix some more notation and terminology.

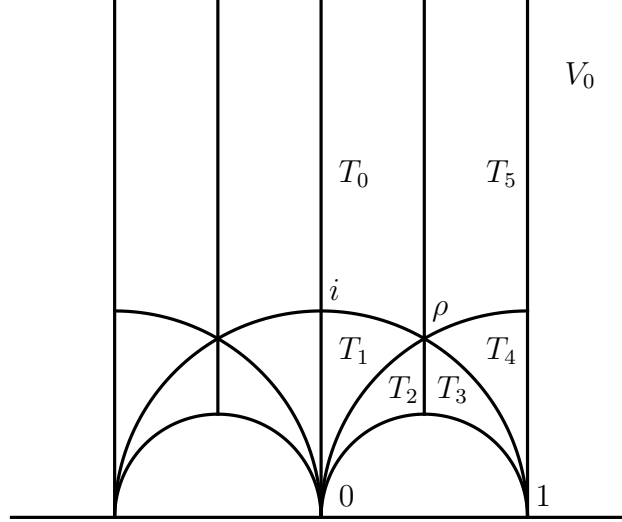


FIGURE 1. Some circular arc triangles in the tessellation \mathcal{T} .

A *closed Jordan region* X in the Riemann sphere $\widehat{\mathbb{C}}$ is a compact set homeomorphic to a closed disk. Then its boundary ∂X is a Jordan curve and the set of interior points $\text{inte}(X) := X \setminus \partial X$ a simply connected open region.

A *circular arc triangle* T is a closed Jordan region in $\widehat{\mathbb{C}}$ whose boundary is decomposed into three non-overlapping circular arcs considered as the *sides* of T . The three endpoints of these arcs are the *vertices* of T . At each vertex v two sides of T meet at an angle $\alpha\pi$, where $\alpha \in [0, 2]$, as seen from inside T . In this case, we say that T has *angle* $\alpha\pi$ at v .

We say that f is a *conformal map* between two circular arc triangles X and Y in $\widehat{\mathbb{C}}$ if f is a homeomorphism between X and Y that sends the vertices of X to the vertices of Y and is a biholomorphism between $\text{inte}(X)$ and $\text{inte}(Y)$. We say that f is an *anti-conformal map* between X and Y if $z \in X \mapsto \overline{f(z)} \in \overline{Y}$ is a conformal map between X and the complex conjugate $\overline{Y} := \{\overline{w} : w \in Y\}$ of Y (where we set $\overline{\infty} = \infty$).

We now consider the circular arc triangle

$$(1.14) \quad T_0 := \{\tau \in \mathbb{H} : 0 \leq \text{Re}(\tau) \leq 1/2, |\tau| \geq 1\} \cup \{\infty\}$$

in $\widehat{\mathbb{C}}$. It has the vertices ∞, i, ρ with angles $0, \pi/2, \pi/3$, respectively, where

$$(1.15) \quad \rho := \frac{1}{2}(1 + i\sqrt{3}).$$

The reflections in the three sides of T_0 generate the extended modular group $\bar{\Gamma}$ mentioned earlier. The set

$$(1.16) \quad \mathcal{T} := \{\varphi(T_0) : \varphi \in \bar{\Gamma}\}$$

of translates of T_0 under $\bar{\Gamma}$ form a tessellation of the the *extended upper half-plane*

$$\mathbb{H}^* := \mathbb{H} \cup \mathbb{Q} \cup \{\infty\}$$

by circular arc triangles which also have angles $0, \pi/2, \pi/3$ at their vertices (see Figure 1 for an illustration and [Sch74, Section 2.2] for more discussion of these standard facts).

We can now formulate our first main result.

Theorem 1.1. *The map s_4 is a conformal map of the circular arc triangle T_0 onto the circular arc triangle X_0 bounded by the vertical line from $-i\infty$ to $-i$, the circular arc on the unit circle from $-i$ to ρ in clockwise orientation, and the vertical line from ρ to $+i\infty$. Here X_0 lies on the left of its boundary with the orientation indicated, and the correspondence of vertices is*

$$s_4(\infty) = \infty, \quad s_4(i) = -i, \quad s_4(\rho) = \rho.$$

For an illustration of this conformal map see Figure 2. In the formulation and in the figure it is convenient to use $\pm i\infty$ to indicate how a part of a line parallel to the imaginary axis is traversed and oriented: for example, when we say that the vertical line is oriented from $-i\infty$ to $-i$, then we mean that we traverse the imaginary axis from ∞ through points z near infinity with large negative values for $\text{Im}(z)$ towards the point $-i$.

The equation $s_4(\infty) = \infty$ and similar equations below have to be interpreted as a suitable limit. Here we have $s_4(\tau) \rightarrow \infty$ as $T_0 \cap \mathbb{H} \ni \tau \rightarrow \infty$.

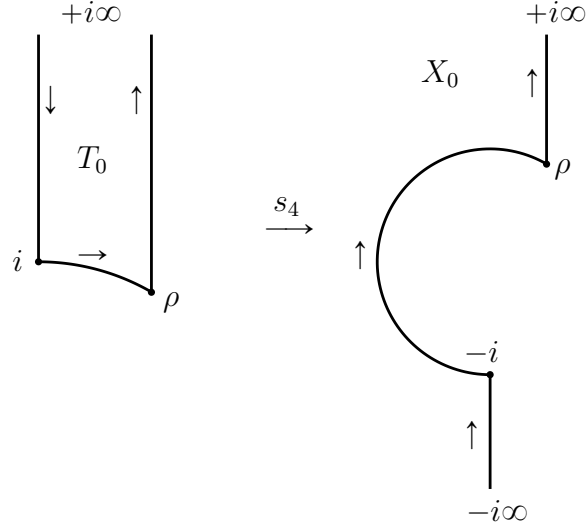
One obtains the mapping behavior of s_4 on other parts of \mathbb{H}^* by applying Schwarz reflection. In order to provide a concise statement, we consider the circular arc triangle

$$(1.17) \quad V_0 := \{\tau \in \mathbb{H} : 0 \leq \text{Re}(\tau) \leq 1, |\tau - 1/2| \geq 1/2\} \cup \{\infty\}$$

which has all its angles equal to 0 at its vertices $0, 1, \infty$. It consists of a union of six triangles from the tessellation \mathcal{T} (see Figure 1). We obtain another tessellation \mathcal{V} of \mathbb{H}^* by successive reflections of V_0 in its sides. More precisely, let $\bar{\Gamma}(2)$ be the group generated by the three reflections in the sides of V_0 . Then $\mathcal{V} := \{\varphi(V_0) : \varphi \in \bar{\Gamma}(2)\}$.

To give a simple statement that describes the mapping behavior of s_4 , it is convenient to consider the complex conjugate \bar{s}_4 .

Corollary 1.2. *Let $V \in \mathcal{V}$. Then \bar{s}_4 is an anti-conformal map of the circular arc triangle V onto the complementary circular arc triangle $\hat{\mathbb{C}} \setminus \text{inte}(V)$. Here*

FIGURE 2. Mapping property of s_4 .

the vertices of V are fixed and each side of V is mapped homeomorphically onto itself.

For $\tau \in \mathbb{H}$ we have $E'_4(\tau) = 0$ iff $s_4(\tau) = \infty$ iff $\overline{s_4(\tau)} = \infty$ (see (1.12)). We obtain the following consequence.

Corollary 1.3. *Let $V \in \mathcal{V}$. If $\infty \in V$, then V contains no critical point of E_4 . If $\infty \notin V$, then V contains precisely one critical point of E_4 . It is simple and lies in the interior of V .*

Since the triangles $V \in \mathcal{V}$ tessellate \mathbb{H}^* , this accounts for all critical points of E_4 .

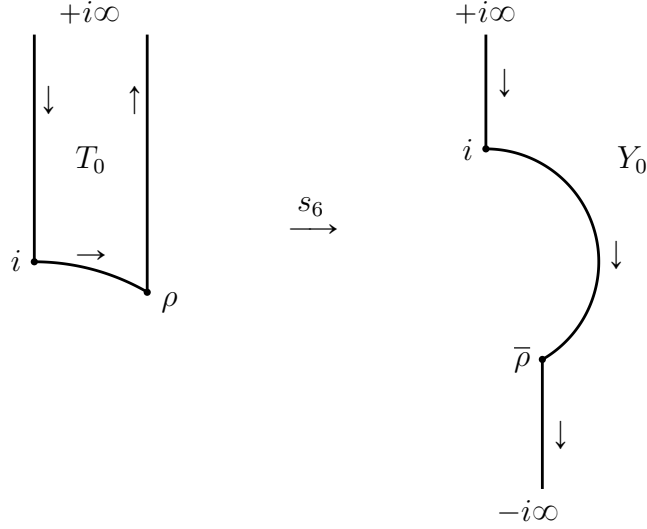
Similar results are true for s_6 .

Theorem 1.4. *The map s_6 is a conformal map of the circular arc triangle T_0 onto the circular arc triangle Y_0 bounded by the vertical line from $+i\infty$ to i , the circular arc on the unit circle from i to $\bar{\rho}$ in clockwise orientation, and the vertical line from $\bar{\rho}$ to $-i\infty$. Here Y_0 lies on the left of its boundary with the orientation indicated, and the correspondence of vertices is*

$$s_6(\infty) = \infty, \quad s_6(i) = i, \quad s_6(\rho) = \bar{\rho}.$$

One can also formulate a statement related to the tessellation \mathcal{V} .

Corollary 1.5. *Let $V \in \mathcal{V}$. Then on $\text{inte}(V)$ the map s_6 attains each value in $\widehat{\mathbb{C}} \setminus V$ twice counting multiplicities.*


 FIGURE 3. Mapping property of s_6 .

This again leads to a statement about the location of the critical points of E_6 .

Corollary 1.6. *Let $V \in \mathcal{V}$. If $\infty \in V$, then V contains one critical point of E_6 . If $\infty \notin V$, then V contains precisely two critical points of E_6 . These critical points are simple and lie in the interior of V .*

To describe the mapping behavior of s_2^+ , we consider the circular arc triangle

$$(1.18) \quad U_0 := \{\tau \in \mathbb{H} : 0 \leq \operatorname{Re}(\tau) \leq 1/2, |\tau - 1| \geq 1\} \cup \{0, \infty\}$$

with vertices $\infty, 0, \rho$ and corresponding angles $0, 0, 2\pi/3$. It is the union of T_0 and the copy of T_1 of T_0 obtained by its reflection in the unit circle (see Figures 1 and 4). If we choose the root of E_4 in the definition of s_2^+ so that $E_4^{1/2}$ takes positive values on the positive imaginary axis (as we discussed), then s_2^+ can be considered as a well-defined continuous function on U_0 that is meromorphic in $\operatorname{inte}(U_0)$. With these choices the mapping behavior of s_2^+ admits the following description.

Theorem 1.7. *The map s_2^+ is a conformal map of the circular arc triangle U_0 onto the circular arc triangle Z_0 bounded by the vertical line from $+i\infty$ to 0 , the arc on the circle $\{\tau \in \mathbb{C} : |\tau - 1| = 1\}$ from 0 to $\bar{\rho}$ in anti-clockwise orientation, and the vertical line from $\bar{\rho}$ to $+i\infty$. Here Z_0 lies on the left of its boundary with the orientation indicated, and the correspondence of vertices is*

$$s_2^+(\infty) = \infty, \quad s_2^+(0) = 0, \quad s_2^+(\rho) = \bar{\rho}.$$

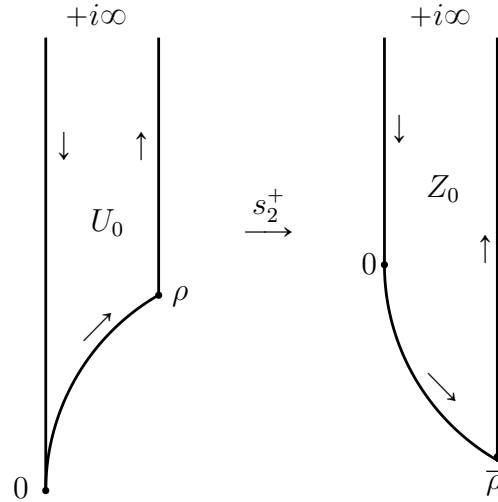


FIGURE 4. Mapping property of s_2^+ .

See Figure 4 for an illustration. A description of the mapping behavior of s_2^- on U_0 is formulated in Corollary 8.9.

As before, this can be translated to a statement about the critical points of the corresponding Eisenstein series.

Corollary 1.8. *Let $V \in \mathcal{V}$. If $\infty \in V$, then V contains no critical point of E_2 . If $\infty \notin V$, then V contains precisely one critical point of E_2 . It is simple and lies in the interior of V .*

The statements about the critical points of E_2 and E_4 (Corollaries 1.8 and 1.3) were known before. In equivalent form they were formulated by Z. Chen and C.-S. Lin for E_2 in [CL19, Theorem 1.2] and for E_4 in [CL24, Theorem 1.2]. To prove these results, Chen and Lin used a method that is quite different from our approach. Very recently, Chen [Ch25] also studied the critical points of E_6 and obtained Corollary 1.6.

It seems that polymorphic functions (such as s_k for $k = 2, 4, 6$) for the study of critical points of modular forms were first considered by H. Saber and A. Sebbar in [SS12]. S. Gun and J. Osterlé [GO22] used this connection to polymorphic function in combination with the Argument Principle to obtain information about critical points of Eisenstein series.

Our explicit description of the mapping properties of s_k for $k = 2, 4, 6$ seems to be new. From this one can easily gain a good understanding of the real locus of the functions s_k that is relevant for the precise location of the critical points of E_k for $k = 2, 4, 6$ and was studied in [CL19, CL24, Ch25, GO22]. We will

remark more on this in Section 11. Chen [Ch25] raised the question whether there is a unified approach to study the critical points of E_k for $k = 2, 4, 6$. Our results essentially provide a positive answer.

The paper is organized as follows. In Section 2 we record some relevant facts about the Eisenstein series E_2, E_4, E_6 . In Section 3 we establish the equivariance property (1.11) of our functions s_k , $k = 2, 4, 6$. This goes back to [SS12], but we include complete proofs for the sake of completeness. In Section 4 we study the relation of the critical points of our Eisenstein series and the poles of the associated polymorphic function (see Lemmas 4.3 and 4.4). We also show that for $k = 2, 4, 6$ each critical point of E_k and each pole of s_k is simple (Proposition 4.2 and Lemma 4.5). We also record explicit formulas for the derivatives s'_k (Lemma 4.6).

In Section 5 we collect some auxiliary results about conformal mappings. Of crucial importance for the proof of our main results is the extension of the Argument Principle formulated in Proposition 5.1. The proofs of Theorems 1.1, 1.4, 1.7 are based on this fact and are presented in Sections 6, 7, 8, respectively. In each of these sections we also describe the global mapping properties of the corresponding function s_k and prove the corollaries formulated earlier.

Sections 9 and 10 are independent of the considerations in Sections 3–8 and outline an approach to the proof of our main results based on associated second order differential equations whose fundamental solutions allow a representation of s_k as a quotient (see (9.11) for $k = 4$, (9.13) for $k = 6$, and (10.5) for $k = 2$). For s_4 and s_6 we are led to hypergeometric equations with the modular function J (see (9.3)) as a variable (see Propositions 9.1 and 9.2), while for s_2 we obtain a Fuchsian equation with an algebraic function u of J as the variable (see (10.6) and Proposition 10.1). As a consequence we arrive at explicit expressions for the Schwarzian derivatives $\{s_k, \tau\}$ for $k = 2, 4, 6$ (see (9.20), (9.22), (10.8)).

The last section, Section 11, is devoted to some additional remarks related to the themes in this paper.

Acknowledgments. I'd like to thank Alex Eremenko, Misha Hlushchanka, and Daniel Meyer for some useful comments, and Zhijie Chen for bringing the paper [Ch25] to my attention.

2. BASIC FACTS ABOUT EISENSTEIN SERIES

In this section we record some basic facts about the Eisenstein series E_2, E_4, E_6 defined in (1.3)–(1.5). All of this is well-known and can be found in [Sch74] or [Za08], for example.

Let $\tau \in \mathbb{H}$. Then for $q = q(\tau) = \exp(2\pi i\tau)$ we have

$$\begin{aligned} q(\tau + 1) &= \exp(2\pi i(\tau + 1)) = q(\tau) \text{ and} \\ q(-\bar{\tau}) &= \exp(-2\pi i\bar{\tau}) = \overline{\exp(2\pi i\tau)} = \overline{q(\tau)}. \end{aligned}$$

This and the definitions show that E_k for $k = 2, 4, 6$ is 1-periodic, that is,

$$(2.1) \quad E_k(\tau + 1) = E_k(\tau)$$

and we also have

$$(2.2) \quad E_k(-\bar{\tau}) = \overline{E_k(\tau)}$$

for $\tau \in \mathbb{H}$. We also have the identities

$$(2.3) \quad E_2(-1/\tau) = \tau^2 E_2(\tau) - \frac{6i}{\pi}\tau,$$

$$(2.4) \quad E_4(-1/\tau) = \tau^4 E_4(\tau),$$

$$(2.5) \quad E_6(-1/\tau) = \tau^6 E_6(\tau).$$

that are not so obvious. They are special cases of the general transformation formula under elements of the modular group $\Gamma = \mathrm{PSL}_2(\mathbb{Z})$ (see [Za08, Section 2]).

Proposition 2.1. *Let $\tau \in \mathbb{H}$ and $a, b, c, d \in \mathbb{Z}$ with $ad - bc = 1$. Then we have*

$$(2.6) \quad E_2\left(\frac{a\tau + b}{c\tau + d}\right) = (c\tau + d)^2 E_2(\tau) - \frac{6i}{\pi}c(c\tau + d),$$

$$(2.7) \quad E_4\left(\frac{a\tau + b}{c\tau + d}\right) = (c\tau + d)^4 E_4(\tau),$$

$$(2.8) \quad E_6\left(\frac{a\tau + b}{c\tau + d}\right) = (c\tau + d)^6 E_6(\tau).$$

Because of these transformation formulas, E_4 and E_6 are called *modular forms of weight 4* and *6*, respectively. The function E_2 is not a modular form, but since its transformation behavior is similar to how a modular form of weight 2 should transform, it is called a *quasi-modular form of weight 2*.

We need information about the location of the zeros of E_4 and E_6 . Indeed, for $\tau \in \mathbb{H}$ we have

$$(2.9) \quad E_4(\tau) = 0 \text{ if and only if } \tau = \varphi(\rho) \text{ for some } \varphi \in \Gamma,$$

$$(2.10) \quad E_6(\tau) = 0 \text{ if and only if } \tau = \varphi(i) \text{ for some } \varphi \in \Gamma.$$

If we denote by $\Gamma(\tau) := \{\varphi(\tau) : \varphi \in \Gamma\}$ the orbit of a point $\tau \in \mathbb{H}$ under the modular group Γ , then (2.9) and (2.10) say that the set of zeros of E_4 and E_6 are given by $\Gamma\rho$ and Γi , respectively.

We need two special values of E_2 :

$$(2.11) \quad E_2(i) = \frac{3}{\pi} \quad \text{and} \quad E_2(\rho) = \frac{2\sqrt{3}}{\pi}.$$

The first equation follows from (2.3) when applied to $\tau = i$ and the second one from (2.3) when applied to $\tau = \rho$ together with (2.1).

We will record the well-known expressions for the derivatives $E'_k = dE_k/d\tau$. To absorb a factor $2\pi i$ in these formulas and keep the notation simple, we introduce the abbreviation

$$(2.12) \quad DF := \frac{1}{2\pi i} \frac{dF(\tau)}{d\tau}$$

for a meromorphic function F on \mathbb{H} .

Proposition 2.2. *The following identities are valid:*

$$(2.13) \quad DE_2 = \frac{1}{12}(E_2^2 - E_4),$$

$$(2.14) \quad DE_4 = \frac{1}{3}(E_2E_4 - E_6),$$

$$(2.15) \quad DE_6 = \frac{1}{2}(E_2E_6 - E_4^2).$$

We need an auxiliary function on \mathbb{H} , the *discriminant*, defined as

$$(2.16) \quad \Delta := \frac{1}{1728}(E_4^3 - E_6^2).$$

This is a modular form of weight 12 and it is a standard fact that Δ , as a function of $\tau \in \mathbb{H}$, allows the product expansion

$$(2.17) \quad \Delta(\tau) = q \prod_{n=1}^{\infty} (1 - q^n)^{24},$$

where $q = \exp(2\pi i\tau)$ as before (see [Sch74, Ch85], but note that the notation in these references is different from ours). This product expansion implies that

$$(2.18) \quad \Delta(\tau) \neq 0 \text{ for } \tau \in \mathbb{H}$$

and so Δ has no zeros on \mathbb{H} . In particular, $E_4^3 - E_6^2 \neq 0$ on \mathbb{H} .

3. EQUIVARIANCE PROPERTIES

In this section, we establish the relevant equivariance properties of s_2, s_4, s_6 . We first introduce some auxiliary conformal and anti-conformal maps on $\widehat{\mathbb{C}}$. We will use the notation established here throughout the paper.

For $\tau \in \widehat{\mathbb{C}}$ we define

$$(3.1) \quad \alpha(\tau) := -\bar{\tau}, \quad \beta(\tau) := 1/\bar{\tau}, \quad \gamma(\tau) := 1 - \bar{\tau},$$

where we set $\overline{\infty} = \infty$ as before. Then α, β, γ represent the reflections in the imaginary axis

$$(3.2) \quad L_0 := \{\tau \in \mathbb{C} : \operatorname{Re}(\tau) = 0\} \cup \{\infty\},$$

the unit circle

$$(3.3) \quad \partial\mathbb{D} := \{\tau \in \mathbb{C} : |\tau| = 1\},$$

and the line

$$(3.4) \quad L_{1/2} := \{\tau \in \mathbb{C} : \operatorname{Re}(\tau) = 1/2\} \cup \{\infty\},$$

respectively.

The maps α, β, γ generate the extended modular group $\bar{\Gamma}$ discussed earlier. It contains the modular group $\Gamma = \operatorname{PSL}_2(\mathbb{Z})$ as a subgroup of index 2. The elements in Γ are precisely those Möbius transformations that can be represented as a composition of an even number of the reflections α, β, γ .

The modular group Γ is generated by the Möbius transformations

$$(3.5) \quad \sigma(\tau) := \tau + 1, \quad \chi(\tau) := -1/\tau.$$

Note that

$$(3.6) \quad \sigma = \gamma \circ \alpha, \quad \chi = \alpha \circ \beta.$$

These relations imply that the maps α, σ, χ also generate $\bar{\Gamma}$.

We denote by

$$(3.7) \quad \delta(\tau) := \frac{\bar{\tau}}{\bar{\tau} - 1}$$

the reflection in the circle $\{\tau \in \mathbb{C} : |\tau - 1| = 1\}$. In particular, the triangles T_0, \dots, T_5 in Figure 1 are given as

$$(3.8) \quad T_1 = \beta(T_0), \quad T_2 = \delta(T_1), \quad T_3 = \gamma(T_2), \quad T_4 = \beta(T_3), \quad T_5 = \delta(T_4).$$

We will now establish the crucial equivariance properties of s_4 and s_6 .

Proposition 3.1. *Let $k \in \{4, 6\}$. Then*

$$(3.9) \quad s_k \circ \varphi = \varphi \circ s_k \quad \text{on } \mathbb{H}$$

for all $\varphi \in \bar{\Gamma}$.

Proof. In order to show (3.9), it is enough to verify it for generators φ of $\bar{\Gamma}$, namely for the maps $\alpha(\tau) = -\bar{\tau}$, $\sigma(\tau) = \tau + 1$, and $\chi(\tau) = -1/\tau$.

Now it follows from (2.1) and (2.2) that for $k = 4, 6$ we have the identities

$$s_k(\tau + 1) = s_k(\tau) + 1 \quad \text{and} \quad s_k(-\bar{\tau}) = -\overline{s_k(\tau)},$$

or equivalently, $s_k \circ \sigma = \sigma \circ s_k$ and $s_k \circ \alpha = \alpha \circ s_k$.

For the transformation behavior under $\tau \mapsto -1/\tau$, we note that s_4 and s_6 can be written in the form

$$f(\tau) = \tau - \frac{6i}{\pi(E_2(\tau) - g(\tau))} = \frac{\pi\tau(E_2(\tau) - g(\tau)) - 6i}{\pi(E_2(\tau) - g(\tau))}$$

where $g = E_6/E_4$ for s_4 and $g = E_4^2/E_6$ for s_6 . In both cases, g is a meromorphic function on \mathbb{H} satisfying the identity

$$g(-1/\tau) = \tau^2 g(\tau).$$

Based on this and the transformation behavior (2.3) of E_2 , for $\tau \in \mathbb{H}$ one can now compute

$$\begin{aligned} f(-1/\tau) &= -1/\tau - \frac{6i}{\pi(E_2(-1/\tau) - g(-1/\tau))} \\ &= -1/\tau - \frac{6i}{\pi(\tau^2 E_2(\tau) - (6i/\pi)\tau - \tau^2 g(\tau))} \\ &= -\frac{\pi(E_2(\tau) - g(\tau))}{\pi\tau(E_2(\tau) - g(\tau)) - 6i} = -1/f(\tau). \end{aligned}$$

It follows that for $k = 4, 6$ we have the identity

$$(3.10) \quad s_k(-1/\tau) = -1/s_k(\tau),$$

or equivalently, $s_k \circ \chi = \chi \circ s_k$. The statement follows. \square

Proposition 3.2. *We have*

$$(3.11) \quad s_2(\varphi(\tau)) = \varphi(s_2(\tau))$$

for all $\tau \in \mathbb{H}$ and $\varphi \in \bar{\Gamma}$.

Note that this is an equality of two sets, namely the set $s_2(\varphi(\tau))$ obtained from s_2 at the point $\varphi(\tau)$ and the set obtained as the image set of $s_2(\tau)$ under φ . If we denote the map $M \subseteq \hat{\mathbb{C}} \mapsto \varphi(M)$ also by φ , abusing notation, then we can simply write (3.11) in the form $s_2 \circ \varphi = \varphi \circ s_2$ as in (1.11) for $k = 2$.

Proof. It is again enough to show that (3.11) is true for generators of $\bar{\Gamma}$, namely for the maps $\sigma(\tau) = \tau + 1$, $\alpha(\tau) = -\bar{\tau}$, and $\chi(\tau) = -1/\tau$.

In the following, if $M \subseteq \hat{\mathbb{C}}$ is a set and $a, b \in \mathbb{C}$, $a \neq 0$, we define

$$aM + b := \{am + b : m \in M\}$$

with the convention that $a \cdot \infty + b = \infty$. In other words, $aM + b$ is the image set of M under the Möbius transformation $z \mapsto az + b$ on $\hat{\mathbb{C}}$. Recall also that $\overline{M} = \{\bar{m} : m \in M\}$. In some of the following computations, the denominator of a fraction could be equal to 0. In all these cases, the numerator of the fraction is non-zero and we interpret the fraction as equal to $\infty \in \hat{\mathbb{C}}$.

We now consider the multi-valued function r that assigns to $\tau \in \mathbb{H}$ the set $r(\tau) := \{E_4(\tau)^{1/2}, -E_4(\tau)^{1/2}\}$ consisting of the (at most) two roots of $E_4(\tau)$. Note that if $z_0 \in r(\tau)$, then $-z_0$ is the other element of $r(\tau)$ (of course, $z_0 = -z_0 = 0$ is possible).

By (2.1) for $k = 4$ we have $r(\tau + 1) = r(\tau)$, and so the two elements $\pm z_1$ of $r(\tau + 1)$ are also the elements of $r(\tau)$. Then the (at most) two elements w_1^\pm

and w_1^- of $s_2(\tau + 1)$ can be written in the form

$$\begin{aligned} w_1^\pm &= 1 + \tau - \frac{6i}{\pi(E_2(\tau + 1) \pm z_1)} \\ &= 1 + \tau - \frac{6i}{\pi(E_2(\tau) \pm z_1)}. \end{aligned}$$

Since $z_1 \in r(\tau)$, the expression

$$\tau - \frac{6i}{\pi(E_2(\tau) \pm z_1)}$$

represents the two elements of $s_2(\tau)$ and so we see that $s_2(\tau + 1) = s_2(\tau) + 1$. It follows that $s_2(\sigma(\tau)) = \sigma(s_2(\tau))$, as desired.

The transformations under α and χ follow from a similar reasoning. For $\tau \in \mathbb{H}$ we have

$$r(-\bar{\tau}) = \overline{r(\tau)}$$

by (2.2). So the two elements $\pm z_1$ of $r(-\bar{\tau})$ can be represented in the form $\pm z_1 = \pm \bar{z}_0$ with proper choice of $z_0 \in r(\tau)$. Therefore, the two elements w_1^+ and w_1^- of $s_2(-\bar{\tau})$ can be written as

$$\begin{aligned} w_1^\pm &= -\bar{\tau} - \frac{6i}{\pi(E_2(-\bar{\tau}) \pm z_1)} \\ &= -\bar{\tau} - \frac{6i}{\pi(\overline{E_2(\tau) \pm z_0})} \\ &= -\left(\tau - \frac{6i}{\pi(E_2(\tau) \pm z_0)} \right). \end{aligned}$$

Since $z_0 \in r(\tau)$, this formula shows that $s_2(-\bar{\tau}) = \overline{-s_2(\tau)}$ and so $s_2(\alpha(\tau)) = \alpha(s_2(\tau))$, as desired.

It follows from (2.4) that we have

$$r(-1/\tau) = \tau^2 r(\tau).$$

So the two elements $\pm z_1$ of $r(-1/\tau)$ can be represented in the form $\pm z_1 = \pm \tau^2 z_0$ with proper choice of $z_0 \in r(\tau)$. Then the two elements w_1^+ and w_1^- of

$s_2(-1/\tau)$ can be written as

$$\begin{aligned} w_1^\pm &= -1/\tau - \frac{6i}{\pi(E_2(-1/\tau) \pm z_1)} \\ &= -1/\tau - \frac{6i}{\pi(\tau^2 E_2(\tau) - (6i/\pi)\tau \pm \tau^2 z_0)} \\ &= -\frac{\pi(E_2(\tau) \pm z_0)}{\pi\tau(E_2(\tau) \pm z_0) - 6i} \\ &= \frac{1}{\left(\tau - \frac{6i}{\pi(E_2(\tau) \pm z_0)}\right)}. \end{aligned}$$

Now the denominator of the outer fraction of the last expression represents the two elements of $s_2(\tau)$. It follows that $s_2(\chi(\tau)) = \chi(s_2(\tau))$, as desired. \square

We will need more information about how the branches s_2^+ and s_2^- of s_2 transform under some specific elements in $\bar{\Gamma}$. For this we introduce the auxiliary set

$$(3.12) \quad W := \{\tau \in \mathbb{H} : -1/2 \leq \operatorname{Re}(\tau) \leq 1/2, |\tau - 1| \geq 1, |\tau + 1| \geq 1\}.$$

Note that W is the relative closure in \mathbb{H} of the simply connected region $\operatorname{inte}(W) \subseteq \mathbb{H}$ containing the positive imaginary axis and no root of E_4 .

If, as before, the root $E_4^{1/2}$ is chosen so that it takes positive values on the positive imaginary axis, then we can consistently extend $E_4^{1/2}$ to a holomorphic function throughout $\operatorname{inte}(W)$ with a unique continuous extension to W . With this choice of the branch of $E_4^{1/2}$, the functions s_2^+ and s_2^- given by (1.6) are well-defined $\hat{\mathbb{C}}$ -valued continuous functions on W that are meromorphic in $\operatorname{inte}(W)$.

Note that $\alpha(W) = W$ and $\beta(W) = W$ for the maps in (3.1). Since $\chi = \alpha \circ \beta$, the set W is also invariant under the transformation $\tau \mapsto \chi(\tau) = -1/\tau$.

Lemma 3.3. *On W the following identities are valid:*

$$(3.13) \quad s_2^+ \circ \alpha = \alpha \circ s_2^+, \quad s_2^- \circ \alpha = \alpha \circ s_2^-,$$

$$(3.14) \quad s_2^+ \circ \beta = \beta \circ s_2^-, \quad s_2^- \circ \beta = \beta \circ s_2^+.$$

Proof. We first consider the transformation behavior of $E_4^{1/2}$ on W normalized so that it takes positive real values on the positive imaginary axis.

By (2.4) we have the identity $E_4^{1/2}(-1/\tau) = \pm\tau^2 E_4^{1/2}(\tau)$ for $\tau \in W$ with one of the signs. Since $\tau \mapsto -1/\tau$ maps the positive imaginary axis onto itself and $E_4^{1/2}$ takes positive values there, we must have

$$(3.15) \quad E_4^{1/2}(-1/\tau) = -\tau^2 E_4^{1/2}(\tau)$$

for $\tau \in W$.

It now follows that for $\tau \in W$ we have

$$\begin{aligned}
s_2^+(-1/\tau) &= -1/\tau - \frac{6i}{\pi(E_2(-1/\tau) + E_4^{1/2}(-1/\tau))} \\
&= -1/\tau - \frac{6i}{\pi(\tau^2 E_2(\tau) - (6i/\pi)\tau - \tau^2 E_4^{1/2}(\tau))} \\
&= -\frac{\pi(E_2(\tau) - E_4^{1/2}(\tau))}{\pi\tau(E_2(\tau) - E_4^{1/2}(\tau)) - 6i} = -1/s_2^-(\tau).
\end{aligned}$$

In other words,

$$(3.16) \quad s_2^+ \circ \chi = \chi \circ s_2^- \text{ on } W.$$

Similarly, from (2.2) for $k = 4$ it follows that

$$(3.17) \quad E_4^{1/2}(-\bar{\tau}) = \overline{E_4^{1/2}(\tau)}$$

for $\tau \in W$, and so

$$\begin{aligned}
s_2^+(-\bar{\tau}) &= -\bar{\tau} - \frac{6i}{\pi(E_2(-\bar{\tau}) + E_4^{1/2}(-\bar{\tau}))} \\
&= -\bar{\tau} - \frac{6i}{\pi\left(\overline{E_2(\tau)} + \overline{E_4^{1/2}(\tau)}\right)} \\
&= -\overline{s_2^+(\tau)},
\end{aligned}$$

or equivalently,

$$s_2^+ \circ \alpha = \alpha \circ s_2^+ \text{ on } W.$$

In the same way, one verifies that

$$s_2^- \circ \alpha = \alpha \circ s_2^- \text{ on } W.$$

This shows that the identities (3.13) are true. The identities (3.14) easily follows from (3.13), (3.16), and the fact that $\beta = \chi \circ \alpha$. \square

Note that the relation (3.16) established in the previous proof can be written more explicitly as

$$(3.18) \quad s_2^+(-1/\tau) = -1/s_2^-(\tau)$$

for $\tau \in W$.

4. CRITICAL POINTS AND POLES

In this section, we study the relation of the critical points of our Eisenstein series and the poles of the associated polymorphic function and establish some related statements that will be useful later. Throughout we use the differential operator (2.12).

We start by proving the following auxiliary facts.

Lemma 4.1. *The following pairs of functions have no common zero in \mathbb{H} :*

- (i) E_4 and E_6 .
- (ii) E_2 and E_4 .
- (iii) $E_2 \pm E_4^{1/2}$ and $D(E_2 \pm E_4^{1/2})$.
- (iv) $E_2^2 - E_4$ and $D(E_2^2 - E_4)$.
- (v) $E_2E_4 - E_6$ and $D(E_2E_4 - E_6)$.
- (vi) $E_2E_6 - E_4^2$ and $D(E_2E_6 - E_4^2)$.

The statement (iii) requires proper interpretation that we will discuss in the proof.

Proof. (i) This immediately follows from (2.9) and (2.10).

(ii) If $\tau_0 \in \mathbb{H}$ is a zero of E_4 , then τ_0 is equivalent to ρ under the modular group Γ . It follows that there exist $a, b, c, d \in \mathbb{Z}$ with $ad - bc = 1$ such that

$$\tau_0 = \frac{a\rho + b}{c\rho + d}.$$

By the transformation formula (2.6) and by (2.11), we then have

$$\begin{aligned} E_2(\tau_0) &= (c\rho + d)^2 E_2(\rho) - \frac{6i}{\pi} c(c\rho + d) = (c\rho + d) \left(\frac{2\sqrt{3}}{\pi} (c\rho + d) - \frac{6i}{\pi} c \right) \\ &= \frac{2\sqrt{3}}{\pi} (c\rho + d)(c\rho + d - ic\sqrt{3}) \\ &= \frac{\sqrt{3}}{2\pi} (ic\sqrt{3} + (c + 2d))(-ic\sqrt{3} + (c + 2d)) \\ &= \frac{\sqrt{3}}{2\pi} (3c^2 + (c + 2d)^2). \end{aligned}$$

Since the integers c and d cannot both be 0, we see that $E_2(\tau_0) \neq 0$. The statement follows.

(iii) Let us assume that $E_2 + E_4^{1/2} = 0$ at a point $\tau_0 \in \mathbb{H}$ with some choice of the root $E_4(\tau_0)^{1/2}$. Then $E_4(\tau_0) \neq 0$ as follows from (ii); so in a neighborhood of $\tau_0 \in \mathbb{H}$ (say, a small disk centered at τ_0) we can make a consistent holomorphic choice of $E_4^{1/2}$ which also leads to consistent definitions of all powers $E_4^{k/2} := (E_4^{1/2})^k$, $k \in \mathbb{Z}$. Then $D(E_4^{1/2})$ is well-defined locally near τ_0 . The claim is then that $D(E_2 + E_4^{1/2}) \neq 0$ at τ_0 .

Now with these choices understood, we have

$$(4.1) \quad \begin{aligned} D(E_2 + E_4^{1/2}) &= D(E_2) + \frac{1}{2}E_4^{-1/2}D(E_4) \\ &= \frac{1}{12}(E_2^2 - E_4 + 2E_2E_4^{1/2} - 2E_6E_4^{-1/2}), \end{aligned}$$

locally near τ_0 . At τ_0 we have

$$E_2^2 - E_4 = (E_2 - E_4^{1/2})(E_2 + E_4^{1/2}) = 0,$$

and so indeed

$$D(E_2 + E_4^{1/2}) = \frac{1}{6}E_4^{-1/2}(E_4^{3/2} - E_6) \neq 0.$$

Here we used that $(E_4^{3/2} - E_6)(E_4^{3/2} + E_6) = E_4^3 - E_6^2 = 1728\Delta$ does not vanish anywhere on \mathbb{H} .

Since the root of $E_4^{1/2}$ is unique up to sign, this argument also implies that $E_2 - E_4^{1/2}$ and $D(E_2 - E_4^{1/2})$ cannot both be equal to 0 on \mathbb{H} .

(iv) One can deduce this from (iii), but we can also argue directly as follows. To reach a contradiction, suppose there is a point $\tau_0 \in \mathbb{H}$ where $E_2^2 - E_4$ and $D(E_2^2 - E_4)$ both vanish. Note that

$$(4.2) \quad D(E_2^2 - E_4) = \frac{1}{6}(E_2^3 - 3E_2E_4 + 2E_6).$$

It follows that then we have (with the argument τ_0 understood)

$$E_2^2 = E_4 \text{ and } E_2^3 - 3E_2E_4 + 2E_6 = 0.$$

Using the first equation in the second, we are led to

$$E_2E_4 = E_6.$$

Squaring and using $E_2^2 = E_4$ again, we see that $E_4^3 = E_6^2$ at τ_0 . But we know that $E_4^3 - E_6^2 = 1728\Delta \neq 0$ on \mathbb{H} , and obtain a contradiction.

(v) To reach a contradiction, suppose there is a point $\tau_0 \in \mathbb{H}$ where $E_2E_4 - E_6$ and $D(E_2E_4 - E_6)$ both vanish. Now

$$(4.3) \quad \begin{aligned} D(E_2E_4 - E_6) &= D(E_2)E_4 + E_2D(E_4) - D(E_6) \\ &= \frac{1}{12}(E_2^2E_4 - E_4^2) + \frac{1}{3}(E_2^2E_4 - E_2E_6) - \frac{1}{2}(E_2E_6 - E_4^2) \\ &= \frac{5}{12}(E_2^2E_4 + E_4^2 - 2E_2E_6), \end{aligned}$$

and so at the point τ_0 we have

$$E_2E_4 = E_6 \text{ and } E_2^2E_4 + E_4^2 - 2E_2E_6 = 0.$$

Using the first equation in the second, we arrive at

$$E_4^2 = E_2E_6.$$

If we multiply this by E_4 and use $E_2E_4 = E_6$ again, we deduce $E_4^3 = E_6^2$ at τ_0 , which again gives a contradiction.

(vi) To reach a contradiction, suppose there is a point $\tau_0 \in \mathbb{H}$ where $E_2E_6 - E_4^2$ and $D(E_2E_6 - E_4^2)$ both vanish. We have

$$(4.4) \quad \begin{aligned} D(E_2E_6 - E_4^2) &= D(E_2)E_6 + E_2D(E_6) - 2D(E_4)E_4 \\ &= \frac{1}{12}(E_2^2 - E_4)E_6 + \frac{1}{2}E_2(E_2E_6 - E_4^2) - \frac{2}{3}(E_2E_4 - E_6)E_4 \\ &= \frac{7}{12}(E_2^2E_6 - 2E_2E_4^2 + E_4E_6). \end{aligned}$$

Then we have (with the argument τ_0 understood)

$$(4.5) \quad E_2E_6 = E_4^2 \text{ and } E_2^2E_6 - 2E_2E_4^2 + E_4E_6 = 0.$$

Using the first equation in the second, we are led to

$$E_4E_6 = E_2E_4^2.$$

If we multiply this by E_6 and use $E_2E_6 = E_4^2$, we arrive at $E_4(E_4^3 - E_6^2) = 0$. Since $E_4^3 - E_6^2 \neq 0$ on \mathbb{H} , we then must have $E_4 = 0$. At such a point we have $E_6 \neq 0$ and so $E_2 = 0$ by (4.5). So E_2 and E_4 would have a common zero, but we know by (ii) that such a common zero does not exist. Again we reach a contradiction. \square

Proposition 4.2. *For $k = 2, 4, 6$ each critical point of E_k in \mathbb{H} is simple.*

Proof. We have to show that DE_k and $D(DE_k)$ have no common zero in \mathbb{H} . This immediately follows from the formulas in Proposition 2.2 in combination with Lemma 4.1 (iv)–(vi). \square

Lemma 4.3. *For $k = 4, 6$ and $\tau \in \mathbb{H}$ we have the following equivalence*

$$E'_k(\tau) = 0 \text{ if and only if } s_k(\tau) = \infty.$$

In other words, the location of the critical points of E_4 and E_6 is the same as the location of the poles of s_4 and s_6 , respectively.

Proof. From the definition of s_4 it is clear that that if $s_4(\tau) = \infty$ for some $\tau \in \mathbb{H}$, then $(E_2E_4 - E_6)(\tau) = 0$ and so $E'_4(\tau) = 0$ by (2.14).

Conversely, if $E'_4(\tau) = 0$, then $(E_2E_4 - E_6)(\tau) = 0$. So the only way that s_4 could not have a pole at τ is if $E_4(\tau) = 0$. Then also $E_6(\tau) = 0$, and so E_4 and E_6 would have a common zero; but such a common zero of E_4 and E_6 does not exist and we must have $s_4(\tau) = \infty$.

The argument for E_6 and s_6 is completely analogous based on (2.15). \square

Lemma 4.4. *For $\tau \in \mathbb{H}$ we have*

$$E'_2(\tau) = 0 \text{ if and only if } \infty \in s_2(\tau).$$

Proof. If $\infty \in s_2(\tau)$, then one of the expressions $E_2 + E_4^{1/2}$ or $E_2 - E_4^{1/2}$ must vanish at τ . But then $E_2^2 - E_4 = (E_2 + E_4^{1/2})(E_2 - E_4^{1/2}) = 0$ at τ , and so $E'_2(\tau) = 0$ by (2.2).

Conversely, if $E_2'(\tau) = 0$, then $E_2^2 - E_4 = (E_2 + E_4^{1/2})(E_2 - E_4^{1/2}) = 0$ at τ and so $E_2 + E_4^{1/2}$ or $E_2 - E_4^{1/2}$ must vanish. Then $\infty \in s_2(\tau)$. \square

For $\tau \in \mathbb{H}$ we have $\infty \in s_2(\tau)$ if and only if $E_2 + E_4^{1/2} = 0$ or $E_2 - E_4^{1/2} = 0$ at τ . In this case, $E_4(\tau) \neq 0$ and so $\tau \in \mathbb{H} \setminus \Gamma(\rho)$ by (2.9), because otherwise $E_4(\tau) = 0$ and $E_2(\tau) = 0$. But this contradicts Lemma 4.1 (ii).

If $E_4(\tau) \neq 0$, both branches s_2^+ and s_2^- are well-defined meromorphic function near τ . We conclude that for $\tau \in \mathbb{H}$ we have $\infty \in s_2(\tau)$ if and only if $\tau \in \mathbb{H} \setminus \Gamma(\rho)$ and τ is a pole of one of the branches s_2^+ or s_2^- which are meromorphic near τ .

Proposition 4.5. *The poles of the functions s_2^\pm , s_4 , s_6 lie in the set $\mathbb{H} \setminus \Gamma(\rho)$. Moreover, each pole of any of these functions is simple.*

Proof. If $\tau_0 \in \mathbb{H}$ is a pole of s_2^+ or s_2^- , then at this point we have $E_2 + E_4^{1/2} = 0$ or $E_2 - E_4^{1/2} = 0$. We have just seen that this forces $\tau_0 \in \mathbb{H} \setminus \Gamma(\rho)$ and that then the branches s_2^+ and s_2^- are meromorphic functions near τ_0 . By definition of s_2^\pm the point τ_0 can only be a double pole of any of these branches, if $E_2 \pm E_4^{1/2}$ and $D(E_2 \pm E_4^{1/2})$ had the common zero τ_0 . But by Lemma 4.1 such a common zero does not exist.

If $\tau_0 \in \mathbb{H}$ is a pole of s_4 , then the definition of s_4 shows that at this point we have $E_2E_4 - E_6 = 0$. Here $\tau_0 \notin \Gamma(\rho)$, because otherwise $E_4(\tau_0) = 0$ and $E_6(\tau_0) = 0$ which is impossible by Lemma 4.1 (i). The pole cannot be a double pole, because otherwise $E_2E_4 - E_6$ and $D(E_2E_4 - E_6)$ had the common zero τ_0 . But by Lemma 4.1 (v) such a common zero does not exist.

If $\tau_0 \in \mathbb{H}$ is a pole of s_6 , then at this point we have $E_2E_6 - E_4^2 = 0$. Then $\tau_0 \notin \Gamma(\rho)$, because otherwise $E_4(\tau_0) = 0$, and $E_6(\tau_0) = 0$ or $E_2(\tau_0) = 0$, which are both impossible by Lemma 4.1 (ii) and (vi). Again τ_0 could only be a double pole of s_6 if $E_2E_6 - E_4^2$ and $D(E_2E_6 - E_4^2)$ had the common zero τ_0 . But by Lemma 4.1 (vi) such a common zero does not exist. \square

Lemma 4.6. *On \mathbb{H} we have the following identities:*

$$(4.6) \quad (s_2^\pm)' = \frac{2E_4^{-1/2}(E_4^{3/2} \pm E_6)}{(E_2 \pm E_4^{1/2})^2},$$

$$(4.7) \quad s_4' = -\frac{5(E_4^3 - E_6^2)}{(E_2E_4 - E_6)^2},$$

$$(4.8) \quad s_6' = \frac{7E_4(E_4^3 - E_6^2)}{(E_2E_6 - E_4^2)^2}.$$

The derivatives here are with respect to the variable $\tau \in \mathbb{H}$.

Proof. These formulas can be obtained by straightforward computations based on Proposition 2.2. Indeed, by (4.1) we have

$$\begin{aligned} Ds_2^+ &= \frac{i}{2\pi} \cdot \frac{-(E_2 + E_4^{1/2})^2 + E_2^2 - E_4 + 2E_2E_4^{1/2} - 2E_6E_4^{-1/2}}{(E_2 + E_4^{1/2})^2} \\ &= -\frac{i}{\pi} \cdot \frac{E_4^{-1/2}(E_6 + E_4^{3/2})}{(E_2 + E_4^{1/2})^2}. \end{aligned}$$

This gives the identity for $(s_2^+)'$. We obtain the one for $(s_2^-)'$ by changing the sign of the root $E_4^{1/2}$.

By (2.14) and (4.3) we have

$$\begin{aligned} Ds_4 &= \frac{i}{2\pi} \cdot \frac{-5(E_2E_4 - E_6)^2 + 5E_4(E_2^2E_4 + E_4^2 - 2E_2E_6)}{(E_2E_4 - E_6)^2} \\ &= \frac{5i}{2\pi} \cdot \frac{E_4^3 - E_6^2}{(E_2E_4 - E_6)^2}. \end{aligned}$$

The identity for s_4' follows.

By (2.15) and (4.4) we have

$$\begin{aligned} Ds_6 &= \frac{i}{2\pi} \cdot \frac{-7(E_2E_6 - E_4^2)^2 + 7(E_2^2E_6^2 - 2E_2E_4^2E_6 + E_4E_6^2)}{(E_4^2 - E_2E_6)^2} \\ &= -\frac{7i}{2\pi} \cdot \frac{E_4(E_4^3 - E_6^2)}{(E_4^2 - E_2E_6)^2}. \end{aligned}$$

The identity for s_6' follows. □

If f is a function that is meromorphic near a point $z_0 \in \mathbb{C}$, then we call z_0 a *critical point of f* if $f(z_0) \in \mathbb{C}$ (and so f is actually a holomorphic function near z_0) and $f'(z_0) = 0$.

Proposition 4.7. (i) *The functions s_2^\pm have no critical points in $\mathbb{H} \setminus \Gamma(\rho)$.*

(ii) *The function s_4 has no critical points in \mathbb{H} .*

(iii) *The set of critical points of s_6 in \mathbb{H} is equal to $\Gamma(\rho)$. Each of these critical points is simple.*

Proof. (i) Since

$$(E_4^{3/2} + E_6)(E_4^{3/2} - E_6) = E_4^3 - E_6^2 = 1728\Delta,$$

the numerator in the expression (4.6) never vanishes at any point $\tau \in \mathbb{H} \setminus \Gamma(\rho)$. This implies that neither s_2^+ and s_2^- can have a critical point in $\mathbb{H} \setminus \Gamma(\rho)$.

(ii) In expression (4.7) the numerator never vanishes and so s_4 has no critical points.

(iii) In (4.8) the numerator vanishes precisely at the points in the set $\Gamma(\rho)$. Note that at these points $E_2E_6 - E_4^2 = E_2E_6 \neq 0$ by Lemma 4.1 (i) and (ii), and so the denominator in (4.8) is non-zero. We also have $DE_4 = \frac{1}{3}(E_2E_4 - E_6) = -\frac{1}{3}E_6 \neq 0$ at these points. This shows that the set of critical points of s_6 is given by $\Gamma(\rho)$ and that each of these critical points is simple. \square

Corollary 4.8. (i) *The functions s_2^\pm are locally injective near every point in $\mathbb{H} \setminus \Gamma(\rho)$.*

(ii) *The function s_4 is locally injective near every point in \mathbb{H} .*

(iii) *The function s_6 is locally injective near every point in $\mathbb{H} \setminus \Gamma(\rho)$*

Proof. These statements immediately follow from Propositions 4.5 and 4.7. \square

5. AUXILIARY RESULTS ABOUT CONFORMAL MAPS

In this section, we collect various results about conformal maps. We will need the following version of the Argument Principle.

Proposition 5.1. *Suppose $U \subseteq \widehat{\mathbb{C}}$ is a closed Jordan region and $f: \text{inte}(U) \rightarrow \mathbb{C}$ is a holomorphic function that has a continuous extension (as a map into $\widehat{\mathbb{C}}$) to the boundary $\partial U \subseteq \widehat{\mathbb{C}}$. Suppose this extension maps ∂U homeomorphically to the boundary $\partial V \subseteq \widehat{\mathbb{C}}$ of a closed Jordan region $V \subseteq \widehat{\mathbb{C}}$ with $\text{inte}(V) \subseteq \mathbb{C}$.*

If $\infty \in \partial V$ we make the following additional assumptions:

- (i) *if $z_0 \in \partial U$ is the unique point with $f(z_0) = \infty$, then f is locally injective on U near z_0 .*
- (ii) *if the Jordan curve ∂U is oriented so that U lies on the left of ∂U and if ∂V carries the orientation induced by f , then V lies on the left of ∂V .*

Under these hypotheses, f is a homeomorphism of U onto V that is a biholomorphism between $\text{inte}(U)$ and $\text{inte}(V)$.

In our application of this statement, ∞ will be on the boundary of U and V . This proposition goes back to [Bo22, Prop. 4.1], but the statement there was incorrect as condition (i) was missing in the formulation.

Proof. Suppose first that $\infty \notin \partial V$ (and hence $\infty \notin V$). Then the Argument Principle implies that on $\text{inte}(U)$ the function f attains each value in $\text{inte}(V)$ once and no other values (see [Bu79, pp. 310–311] and [Bu79, Exercise 9.17 (i)] for this type of argument). The statement easily follows in this case.

If $\infty \in \partial V$, then the additional assumptions allow us to reduce to the previous case. For this we consider auxiliary Jordan regions $U' \subseteq U$ whose boundaries $\partial U'$ are obtained by replacing a small arc $\alpha \subseteq \partial U$ that contains z_0 in its interior with a small arc α' that has the same endpoints, but whose interior is

contained in $\text{inte}(U)$ and so avoids z_0 . With suitable choices, condition (i) implies that f is a homeomorphism of $\partial U'$ onto its image and $\infty \notin f(\partial U')$. By the first part of the proof, there exists a Jordan region $V' \subseteq \mathbb{C}$ with $\partial V' = f(\partial U')$ such that f is a homeomorphism from U' onto V' . By choosing the arcs α and α' smaller and smaller, we conclude that f is a homeomorphism of U onto its image. Condition (ii) then implies $f(U) = V$ and we see that the statement is also true when $\infty \in \partial V$. \square

Lemma 5.2. *Suppose a holomorphic function f has a representation as convergent series*

$$(5.1) \quad f(\tau) = \tau + \sum_{n=-1}^{\infty} a_n q^n$$

for $\tau \in \mathbb{H}$ with $\text{Im}(\tau) > c_0 \geq 0$, where $a_n \in \mathbb{C}$ for $n \in \{-1\} \cup \mathbb{N}_0$.

Then the following statements are true:

- (i) *If $a_{-1} = 0$, then there exists $c_1 > c_0$ such that f is injective on the half-plane $H_1 := \{\tau \in \mathbb{H} : \text{Im}(\tau) \geq c_1\}$.*
- (ii) *Suppose $a_{-1} \neq 0$. Let $\alpha, \beta \in \mathbb{R}$ with $\alpha < \beta$ and $\beta - \alpha < 1$ be arbitrary. Then there exists $c_2 > c_0$ such that f is injective on the closed half-strip*

$$H_2 := \{\tau \in \mathbb{C} : \text{Im}(\tau) \geq c_2, \alpha \leq \text{Re}(\tau) \leq \beta\}.$$

Proof. (i) We have

$$f'(\tau) = 1 + O(q)$$

for $\tau \in \mathbb{H}$ as $\text{Im}(\tau) \rightarrow +\infty$. In particular, there exists $c_1 > c_0$ such that $\text{Re}(f'(\tau)) > 0$ for $\text{Im}(\tau) \geq c_1$. Then if $\tau_1, \tau_2 \in H_1$, where H_1 is defined as in the statement, and $\tau_1 \neq \tau_2$, we have

$$\text{Re}\left(\frac{f(\tau_2) - f(\tau_1)}{\tau_2 - \tau_1}\right) = \int_0^1 \text{Re}(f'((1-t)\tau_1 + t\tau_2)) dt > 0$$

and so $f(\tau_2) \neq f(\tau_1)$.

(ii) The function

$$g(\tau) := \tau + \sum_{n=0}^{\infty} a_n q^n$$

defined for $\tau \in \mathbb{H}$ with $\text{Im}(\tau) > c_0$ is holomorphic and

$$g'(\tau) = 1 + O(q)$$

as $\text{Im}(\tau) \rightarrow +\infty$. This implies that there exists $c'_2 > c_0$ such that

$$|g(\tau_2) - g(\tau_1)| \leq 2|\tau_2 - \tau_1|$$

whenever $\tau_1, \tau_2 \in \mathbb{H}$ with $\text{Im}(\tau_k) \geq c'_2$ for $k = 1, 2$.

On the other hand, let $\gamma := \beta - \alpha \in (0, 1)$. Then the holomorphic function $z \mapsto k(z) := (1 - \exp(2\pi iz))/z$ has a removable singularity at $z = 0$ and has its only zeros in the set $\mathbb{Z} \setminus \{0\}$. In particular, k has no zeros in the set

$$U := \{z \in \mathbb{C} : \operatorname{Im}(z) \geq 0 \text{ and } -\gamma \leq \operatorname{Re}(z) \leq \gamma\}.$$

It easily follows that there exists a constant $\delta > 0$ such that

$$(5.2) \quad \frac{|1 - \exp(2\pi iz)|}{|z|} \geq \frac{\delta}{1 + \operatorname{Im}(z)}$$

for $z \in U$.

Now let $\tau_1, \tau_2 \in \mathbb{H}$ with $\alpha \leq \operatorname{Re}(\tau_1), \operatorname{Re}(\tau_2) \leq \beta$ and $\operatorname{Im}(\tau_1), \operatorname{Im}(\tau_2) > c_0$ be arbitrary. Without loss of generality, we may assume that $\operatorname{Im}(\tau_2) \geq \operatorname{Im}(\tau_1)$. Then $z_0 := \tau_2 - \tau_1 \in U$ and so

$$\begin{aligned} & |\exp(-2\pi i\tau_2) - \exp(-2\pi i\tau_1)| = \exp(2\pi \operatorname{Im}(\tau_2)) |1 - \exp(2\pi iz_0)| \\ & \geq \exp(2\pi \operatorname{Im}(\tau_2)) \frac{\delta |z_0|}{1 + \operatorname{Im}(z_0)} \\ & \geq \delta \frac{\exp(2\pi \operatorname{Im}(\tau_2))}{1 + \operatorname{Im}(\tau_2)} |\tau_2 - \tau_1|. \end{aligned}$$

This inequality shows that if in addition

$$\operatorname{Im}(\tau_1), \operatorname{Im}(\tau_2) > c_2$$

with $c_2 \geq c'_2$ sufficiently large (independent of τ_1 and τ_2), then for the function $\tau \mapsto h(\tau) := a_{-1} \exp(-2\pi i\tau)$ we have

$$|h(\tau_2) - h(\tau_1)| \geq 3|\tau_2 - \tau_1|.$$

Note that $f = g + h$. It follows that if $\tau_1, \tau_2 \in H_2$, where H_2 is defined as in the statement, and $\tau_1 \neq \tau_2$, then we have

$$\begin{aligned} |f(\tau_2) - f(\tau_1)| & \geq |h(\tau_2) - h(\tau_1)| - |g(\tau_2) - g(\tau_1)| \\ & \geq 3|\tau_2 - \tau_1| - 2|\tau_2 - \tau_1| = |\tau_2 - \tau_1| > 0, \end{aligned}$$

and so $f(\tau_2) \neq f(\tau_1)$. □

Lemma 5.3. *Suppose f is a holomorphic function near 0 with $f(0) = 0$ and $f'(0) > 0$ and such that $f(z) \in \mathbb{R}$ for $z \in \mathbb{R}$ near 0. Then $\operatorname{Im}(f(z)) > 0$ for all $z \in \mathbb{C}$ near 0 with $\operatorname{Im}(z) > 0$.*

Proof. Note that for $n \in \mathbb{N}$ we have $|\sin nt| \leq n|\sin t|$ for all $t \in \mathbb{R}$. It follows that for $z = re^{it}$ with $r \geq 0$ and $t \in \mathbb{R}$ we have

$$|\operatorname{Im}(z^n)| = r^n |\sin(nt)| \leq nr^n |\sin t| = n|z|^{n-1} |\operatorname{Im}(z)|.$$

Now our assumptions imply that near 0 the function f has a power series representation of the form

$$f(z) = \sum_{n=1}^{\infty} a_n z^n$$

with $a_1 = f'(0) > 0$ and $a_n \in \mathbb{R}$ for $n \in \mathbb{N}$, $n \geq 2$. It follows that for $z \in \mathbb{C}$ sufficiently close to 0 with $\text{Im}(z) > 0$ we have

$$\begin{aligned} \text{Im}(f(z)) &= \sum_{n=1}^{\infty} a_n \text{Im}(z^n) \\ &\geq \text{Im}(z) \left(a_1 - \sum_{n=2}^{\infty} n |a_n| |z|^{n-1} \right) \\ &\geq \text{Im}(z) (a_1 - c|z|), \end{aligned}$$

where $c > 0$ is a suitable constant. This shows that if $|z|$ is sufficiently small and $\text{Im}(z) > 0$, then

$$\text{Im}(f(z)) \geq \text{Im}(z) (a_1 - c|z|) \geq \text{Im}(z) (a_1/2) > 0,$$

as desired. □

Another way to think about the statement in the previous lemma is as follows. Near 0 the map f is a conformal map. If we traverse a small interval I in \mathbb{R} containing 0 in its interior from left to right, then our assumptions imply that under the map f the image point also traverses a small interval $J = f(I)$ in \mathbb{R} containing 0 in its interior from left to right. Now points $z \in \mathbb{C}$ close to 0 with $\text{Im}(z) > 0$ lie on the left of the oriented interval I . Hence the image point must also lie on the left of the oriented interval J , that is, we must have $\text{Im}(f(z)) > 0$.

This interpretation immediately leads to some generalizations of the previous lemma that we will freely use in the following: for example, suppose f is holomorphic near i and $f'(i) > 0$. Suppose f sends the imaginary axis near i into itself. Then for points τ near i with $\text{Re}(\tau) > 0$ we have $\text{Re}(f(\tau)) > 0$. Analytically, this and similar statements can easily be reduced to Lemma 5.3 by using auxiliary maps in source and target space.

Lemma 5.4. *Suppose $V \subseteq \mathbb{C}$ is an open region and $h: V \rightarrow \mathbb{R}$ is a non-constant harmonic function such that*

$$(5.3) \quad \liminf_{V \ni z \rightarrow z_0} h(z) \geq 0$$

for all $z_0 \in \partial V$. Then $h(z) > 0$ for all $z \in V$.

Here the boundary ∂V includes $\infty \in \widehat{\mathbb{C}}$ if V is unbounded (as in our applications of the lemma).

Proof. This is a standard fact, but we include a proof for the sake of completeness. Let $m_0 := \inf_{z \in V} h(z) \in \{-\infty\} \cup \mathbb{R}$. Then we can find a sequence $\{z_n\}$ in V such that $h(z_n) \rightarrow m_0$ as $n \rightarrow \infty$. Passing to a subsequence if necessary, we may assume that $z_n \rightarrow z_0$ as $n \rightarrow \infty$, where $z_0 \in V \cup \partial V \subseteq \widehat{\mathbb{C}}$.

Here $z_0 \in V$ is impossible, because then $h(z_0) = m_0$ by continuity of h . In particular, h would attain its minimum at z_0 which is not possible for a non-constant harmonic function. We are left with $z_0 \in \partial V$. But then our assumptions imply that

$$m_0 = \lim_{n \rightarrow \infty} h(z_n) \geq \liminf_{V \ni z \rightarrow z_0} h(z) \geq 0.$$

This shows that $h(z) \geq m_0 \geq 0$ for $z \in V$. Here we must actually have $h(z) > 0$ for $z \in V$, because otherwise we could find a point $u_0 \in V$ with $h(u_0) = 0$. Then h attains its minimum 0 at u_0 and we obtain a contradiction as before. \square

Recall that an *arc* α in $\widehat{\mathbb{C}}$ is a set homeomorphic to the unit interval $[0, 1]$. We denote by $\text{inte}(\alpha)$ the *set of interior points of* α , that is, the points corresponding to points in $(0, 1)$ under a homeomorphism between $[0, 1]$ and α .

Lemma 5.5. *Suppose α is an arc on a circle $K \subseteq \widehat{\mathbb{C}}$ with endpoints $a, b \in K$, and f is a $\widehat{\mathbb{C}}$ -valued continuous map on α with the following properties:*

- (a) $f(\alpha) \subseteq K$,
- (b) f has no fixed points in $\text{inte}(\alpha)$,
- (c) near each point $z_0 \in \text{inte}(\alpha)$ the function f has a locally injective meromorphic extension.

Then the following statements are true:

- (i) *If $f(a) \notin \alpha$, then f is a homeomorphism of α onto its image $f(\alpha)$.*
- (ii) *Suppose $f(a) = a$, $f(b) = b$, and that for all points $p \in \text{inte}(\alpha)$ sufficiently close to a the point $f(p)$ lies in the interior of the subarc of α with endpoints a and p . Then f is a homeomorphism of α onto itself. Moreover, in this case $f(p)$ always lies in the interior of the subarc of α with endpoints a and p for $p \in \text{inte}(\alpha)$.*

Here a circle in $\widehat{\mathbb{C}}$ is either a Euclidean circle in \mathbb{C} or a line considered as a circle through the point ∞ .

The local injectivity condition in (c) is equivalent to the requirement that for each point $z_0 \in \text{inte}(\alpha)$ we have $f'(z_0) \neq 0$ if $f(z_0) \in \mathbb{C}$ or that z_0 is only a simple pole if $f(z_0) = \infty$. Of course, (c) could be replaced with a weaker condition not referring to meromorphic extensions, but the formulation in this form will be convenient for us later on.

Proof. It is easiest to think of these statements in terms of moving points on K . The ensuing arguments can easily be made rigorous by reducing to the circle $K = \mathbb{R} \cup \{\infty\}$ by conjugating f with a suitable Möbius transformation and then invoking the Intermediate Value Theorem.

We consider a point p traveling from a to b along the arc α . Then our assumptions (a) and (c) imply the image point $f(p)$ starts from $f(a)$ and moves on K in a monotonic way, either in the same or in the opposite direction as p . These moving points can only collide at the beginning or at the end of the movement, because f has no fixed point in $\text{inte}(\alpha)$. Now if $f(a) \notin \alpha$, then it is clear that in both cases $f(p)$ can never cross over b as this would lead to a forbidden collision.

In particular, $f(p)$ cannot wrap around K and will sweep out an arc on K with endpoints $f(a)$ and $f(b)$. The first statement follows.

For the second statement note that $f(p)$ has to move in the same direction as p starting at $f(a) = a$, because otherwise $f(p)$ would leave the arc α , contradicting our assumptions on the image of points close to a . Moreover, while $f(p)$ moves in the same direction as p on α , at least initially $f(p)$ is trailing behind p . But $f(p)$ can never overtake p as this would force a forbidden collision. Since $f(b) = b$, it follows that $f(p)$ will sweep out the arc α as p travels from a to b along α . Moreover, $f(p)$ always lies in the interior of the subarc of α with endpoints a and p for all $p \in \text{inte}(\alpha)$. \square

6. MAPPING BEHAVIOR OF s_4

We now analyze the mapping behavior of the function s_4 defined in (1.7) in more detail. This will lead to a proof of Theorem 1.1 and its corollaries. For the proof of Theorem 1.1 we want to apply Proposition 5.1 for $f = s_4$ and $U = T_0$ as defined in (1.14). This will require some preparation.

Recall that $E_4(\rho) = 0 = E_6(i)$. Using (2.11) we see that

$$s_4(\rho) = \rho, \quad s_4(i) = -i.$$

The q -expansions (1.3)–(1.5) imply that for large $\text{Im}(\tau)$ the function s_4 can be represented in the form

$$(6.1) \quad s_4(\tau) = \tau - \frac{i}{120\pi} q^{-1} + i \sum_{n=0}^{\infty} a_n q^n$$

$$(6.2) \quad = \tau - \frac{i}{120\pi} e^{-2\pi i \tau} + O(1) \text{ as } \text{Im}(\tau) \rightarrow +\infty.$$

Here $a_n \in \mathbb{R}$ for $n \in \mathbb{N}_0$ and the q -series in (6.1) converges when $|q|$ is sufficiently small, or equivalently, if $\text{Im}(\tau)$ is sufficiently large.

From (6.2) we see that $s_4(\tau) \rightarrow \infty$ as $\tau \in \mathbb{H}$ and $\text{Im}(\tau) \rightarrow +\infty$. This shows that we can continuously extend s_4 as a continuous map from the triangle T_0 to $\widehat{\mathbb{C}}$ by setting $s_4(\infty) = \infty$.

Moreover, for $t > 0$ large we have

$$(6.3) \quad s_4(it) = it - \frac{i}{120\pi} e^{2\pi t} + O(1),$$

$$(6.4) \quad s_4\left(\frac{1}{2} + it\right) = \frac{1}{2} + it + \frac{i}{120\pi} e^{2\pi t} + O(1).$$

In the following, we denote by

$$(6.5) \quad \begin{aligned} A &:= \{it : t \geq 1\} \cup \{\infty\}, \\ B &:= \{e^{it} : \pi/3 \leq t \leq \pi/2\}, \\ C &:= \{\tfrac{1}{2} + it : t \geq \sqrt{3}/2\} \cup \{\infty\} \end{aligned}$$

the three sides of the circular arc triangle T_0 and by

$$(6.6) \quad \begin{aligned} A' &:= \{it : t \leq -1\} \cup \{\infty\}, \\ B' &:= \{e^{it} : \pi/3 \leq t \leq 3\pi/2\}, \\ C' &:= \{\tfrac{1}{2} + it : t \geq \sqrt{3}/2\} \cup \{\infty\} \end{aligned}$$

the three sides of X_0 as described in Theorem 1.1.

Lemma 6.1. *The map s_4 is injective on T_0 near ∞ .*

Proof. This follows from the expansion (6.1) and Lemma 5.2 (ii) applied for $\alpha = 0$ and $\beta = 1/2$. \square

Lemma 6.2. *A point $\tau_0 \in \mathbb{H}$ is a fixed point of s_4 if and only if $\tau_0 \in \Gamma(\rho)$.*

Proof. The definition of s_4 shows that $\tau_0 \in \mathbb{H}$ can only be a fixed point of s_4 if $E_4(\tau_0) = 0$. Then $\tau_0 \in \Gamma(\rho)$ by (2.9). Conversely, if $\tau_0 \in \Gamma(\rho)$, then $E_4(\tau_0) = 0$ and $(E_2 E_4 - E_6)(\tau_0) = -E_6(\tau_0) \neq 0$, because E_4 and E_6 have no common zeros. It follows that then τ_0 is a fixed point of s_4 . \square

An immediate consequence of the previous lemma is the fact that the only fixed points of s_4 in T_0 are the points ρ and ∞ . In particular, no interior point of any of the sides A , B , C of T_0 is a fixed point of s_4 .

Lemma 6.3. *The map s_4 is a homeomorphism of ∂T_0 onto ∂X_0 . Moreover, if we orient ∂T_0 so that T_0 lies on the left, then X_0 lies on the left of ∂X_0 if we equip ∂X_0 with the orientation induced by the map s_4 .*

Proof. We know that no interior point of any of the sides of T_0 is a fixed point of the meromorphic function s_4 (Lemma 6.2) and that s_4 is locally injective near each point in \mathbb{H} (Corollary 4.8 (ii)). So condition (b) and condition (c) in Lemma 5.5 are true for s_4 and each side of T_0 .

It follows directly from the definitions that $E_2(\tau)$, $E_4(\tau)$, $E_6(\tau)$ take real values when $\tau \in \mathbb{H}$ and $\operatorname{Re}(\tau) = 0$ or $\operatorname{Re}(\tau) = 1/2$, because then $q = e^{2\pi i\tau} \in \mathbb{R}$. This implies that $s_4(\tau) \in L_0$ (see (3.2)) when $\operatorname{Re}(\tau) = 0$ and $s_4(\tau) \in L_{1/2}$ (see (3.4)) when $\operatorname{Re}(\tau) = 1/2$. As a consequence, s_4 sends the arc $A \subseteq L_0$ into L_0 and the arc $C \subseteq L_{1/2}$ into $L_{1/2}$.

Since $s_4(A) \subseteq L_0$ and $s_4(i) = -i \notin A$, we can apply Lemma 5.5 (i) (with L_0 taking the role of K) and conclude that s_4 sends A homeomorphically onto its image $s_4(A)$. This image must be one of the two subarcs of L_0 joining $s_4(i) = -i$ and $s_4(\infty) = \infty$. Now (6.3) shows that $\operatorname{Im}(s_4(it))$ takes large negative values if $t > 0$ is large. Therefore, we must have $s_4(A) = A'$ and so s_4 is a homeomorphism of A onto A' . In particular, the point $s_4(\tau)$ moves monotonically from ∞ to $-i$ along A' if τ moves from ∞ to i along A . So if we equip A' with this orientation, then X_0 lies on the left of A' .

We have $s_4(C) \subseteq L_{1/2}$, $s_4(\infty) = \infty$, and $s_4(\rho) = \rho$. Moreover, (6.4) shows that for $t > 0$ large enough we have $\operatorname{Im}(s_4(\frac{1}{2} + it)) > t$. For such t the image $s_4(\frac{1}{2} + it)$ of $p = \frac{1}{2} + it$ lies in the interior of the subarc of C with endpoints ∞ and p . Lemma 5.5 (ii) (with $L_{1/2}$ taking the role of K) shows that s_4 is a homeomorphism of C onto itself. Therefore, the point $s_4(\tau)$ moves monotonically from ρ to ∞ along $C' = C$ if τ moves from ρ to ∞ along C . So if we equip C' with this orientation, then X_0 lies on the left of C' .

We know by Proposition 3.1 that

$$s_4(1/\bar{\tau}) = 1/\overline{s_4(\tau)}$$

for $\tau \in \mathbb{H}$. If $\tau \in B$, then τ lies on the unit circle $\partial\mathbb{D}$ and so $\tau = 1/\bar{\tau}$. This implies that

$$s_4(\tau) = s_4(1/\bar{\tau}) = 1/\overline{s_4(\tau)}$$

and so $|s_4(\tau)| = 1$ for $\tau \in B$. We see that s_4 sends $B \subseteq \partial\mathbb{D}$ into $\partial\mathbb{D}$. Since $s_4(i) = -i \notin B$, Lemma 5.5 (i) implies that s_4 is a homeomorphism of B onto its image $s_4(B)$.

This image is one of the subarc of $\partial\mathbb{D}$ with endpoints $s_4(i) = -i$ and $s_4(\rho) = \rho$. Here we actually must have $s_4(B) = B'$ as follows by considering orientations. Indeed, since s_4 is locally injective near i , this map is conformal and hence orientation-preserving near i . We know that s_4 sends A oriented from ∞ to i onto the arc A' oriented from ∞ to $-i$. Since B lies on the left of the oriented arc A locally near i , the image $s_4(B)$ must lie on the left of A' near $s_4(i) = -i$. This only leaves the possibility that s_4 sends B homeomorphically onto B' . Moreover, the point $s_4(\tau)$ moves monotonically from $-i$ to ρ along B' if τ moves from i to ρ along B . So if we equip B' with this orientation, then X_0 lies on the left of B' .

We conclude that s_4 sends the three sides A , B , C of T_0 homeomorphically onto the three sides A' , B' , C' of X_0 , respectively. It follows that s_4 is a

homeomorphism of ∂T_0 onto ∂X_0 . Moreover, our previous considerations show that if we orient ∂T_0 so that T_0 lies on the left of ∂T_0 , then X_0 lies on the left of ∂X_0 equipped with induced orientation under s_4 . \square

Lemma 6.4. *There exists a strictly increasing continuous function*

$$\varphi: [\pi/3, \pi/2] \rightarrow [\pi/3, 3\pi/2]$$

such that $s_4(e^{it}) = e^{i\varphi(t)}$ for $t \in [\pi/3, \pi/2]$ and $\varphi(t) > t$ for $t \in (\pi/3, \pi/2]$.

Proof. We have seen in the proof of Lemma 6.3 that s_4 maps the arc $B \subseteq \partial \mathbb{D}$ homeomorphically onto the arc $B' \subseteq \partial \mathbb{D}$. It follows that there exists a strictly increasing function

$$\varphi: [\pi/3, \pi/2] \rightarrow [\pi/3, 3\pi/2]$$

such that $s_4(e^{it}) = e^{i\varphi(t)}$ for $t \in [\pi/3, \pi/2]$. Since $s_4(\rho) = \rho$ and $s_4(i) = -i$, we have $\varphi(\pi/3) = \pi/3$ and $\varphi(\pi/2) = 3\pi/2 > \pi/2$. The last inequality implies that on $\varphi(t) > t$ for all $t \in (\pi/3, \pi/2]$, because otherwise there would be a point $t_0 \in (\pi/3, \pi/2]$ with $\varphi(t_0) = t_0$ by the intermediate value theorem. But then $\tau_0 = e^{it_0}$ would be a fixed point of s_4 in $B \setminus \{\rho\} \subseteq \mathbb{H} \setminus \Gamma(\rho)$, but we know that s_4 has no fixed points in $\mathbb{H} \setminus \Gamma(\rho)$ by Lemma 6.2. \square

In order to apply Proposition 5.1 for $f = s_4$ and $U = T_0$, we want to show that s_4 has no poles in $\text{inte}(T_0)$ and is hence holomorphic there. One way to do this is to use numerical estimates that rule out that the function $E_2 E_4 - E_6$ giving rise to poles of s_4 (see (1.7)) has any zeros in $\text{inte}(T_0)$. We prefer a different approach that avoids numerical estimates.

For this we consider the auxiliary function

$$(6.7) \quad g(\tau) := \frac{1}{\tau - s_4(\tau)} = -\frac{i\pi}{6} \cdot \frac{E_2 E_4 - E_6}{E_4}.$$

This is a meromorphic function on \mathbb{H} with poles exactly at the points where E_4 vanishes, that is, the points in $\Gamma(\rho)$. In particular, g is holomorphic in $\text{inte}(T_0)$. The idea is now to show that $\text{Re}(g(\tau)) > 0$ for $\tau \in \text{inte}(T_0)$. Then necessarily $E_2(\tau)E_4(\tau) - E_6(\tau) \neq 0$ for $\tau \in \text{inte}(T_0)$. This in turn implies that s_4 has no poles in $\text{inte}(T_0)$. In order to show that g has positive real part on $\text{inte}(T_0)$, we analyze the behavior of g near points $\tau \in \partial T_0$.

Lemma 6.5. *We have $\text{Re}(g(\tau)) = 0$ for $\tau \in \text{inte}(A) \cup \text{inte}(C)$ and $\text{Re}(g(\tau)) > 0$ for $\tau \in \text{inte}(B)$.*

Proof. The first statement follows immediately from the definition (6.7) of g , because on the set $\text{inte}(A) \cup \text{inte}(C)$ the functions E_2, E_4, E_6 only take real values.

If $w \in \mathbb{C}$ and $\text{Re}(w) > 0$, then also $\text{Re}(1/w) > 0$. Therefore, it is enough to establish the inequality $\text{Re}(\tau - s_4(\tau)) > 0$ for $\tau \in \text{inte}(B)$. To see this, let φ be

the function from Lemma 6.4. Then it suffices to show that $\operatorname{Re}(e^{it} - e^{i\varphi(t)}) > 0$ for $t \in (\pi/3, \pi/2)$. Essentially, this follows from the fact that

$$\pi/3 < t < \varphi(t) \leq 3\pi/2$$

for $t \in (\pi/3, \pi/2)$, and so the point $s_4(e^{it}) = e^{i\varphi(t)}$ lies in the half-plane

$$\{z \in \mathbb{C} : \operatorname{Re}(z) < \operatorname{Re}(e^{it}) = \cos t\}.$$

More formally, note that for $t \in (\pi/3, \pi/2)$ we have $t + \varphi(t) \in (0, 2\pi)$ and

$$0 > t - \varphi(t) > \pi/3 - 3\pi/2 = -7\pi/6 > -2\pi.$$

Hence $(t + \varphi(t))/2 \in (0, \pi)$ and $(t - \varphi(t))/2 \in (-\pi, 0)$, which implies that

$$\sin((t + \varphi(t))/2) > 0 \text{ and } \sin((t - \varphi(t))/2) < 0$$

and so

$$\begin{aligned} \operatorname{Re}(e^{it} - e^{i\varphi(t)}) &= \cos t - \cos \varphi(t) \\ &= -2 \sin((t + \varphi(t))/2) \sin((t - \varphi(t))/2) > 0. \end{aligned} \quad \square$$

Lemma 6.6. *We have*

$$\liminf_{\operatorname{inte}(T_0) \ni \tau \rightarrow \tau_0} \operatorname{Re}(g(\tau)) \geq 0$$

for $\tau_0 \in \{i, \rho, \infty\}$

Proof. Let

$$f(\tau) := \tau - s_4(\tau) = \frac{6iE_4}{\pi(E_2E_4 - E_6)}$$

for $\tau \in \mathbb{H}$. Note that $s'_4(i) = -5E_4(i)/E_2(i)^2$ by (4.7). Since $E_2(i) > 0$ by (2.11) and $E_4(i) > 0$ as easily follows from (1.4), we see that $f'(i) = 1 - s'_4(i) > 0$. Moreover, f sends the imaginary axis near i into itself. Then Lemma 5.3 implies that $\operatorname{Re}(f(\tau)) > 0$ and so $\operatorname{Re}(g(\tau)) = \operatorname{Re}(1/f(\tau)) > 0$ for $\tau \in \operatorname{inte}(T_0)$ near i . The statement for $\tau_0 = i$ follows.

By (4.7) we have $s'_4(\rho) = 5$ and so $f'(\rho) = -4 < 0$. The map f sends the line $L_{1/2}$ near ρ into the imaginary axis. It easily follows from Lemma 5.3 that $\operatorname{Re}(f(\tau)) > 0$ and so $\operatorname{Re}(g(\tau)) = \operatorname{Re}(1/f(\tau)) > 0$ for $\tau \in \operatorname{inte}(T_0)$ near ρ . The statement for $\tau_0 = \rho$ follows.

Finally, (6.2) and (6.7) show that for $\tau \in \mathbb{H}$ with $\operatorname{Im}(\tau)$ large we have

$$g(\tau) = -120\pi iq(1 + O(q)),$$

and so

$$\liminf_{\operatorname{inte}(T_0) \ni \tau \rightarrow \infty} \operatorname{Re}(g(\tau)) = 0.$$

The proof is complete. □

Lemma 6.7. *We have $\operatorname{Re}(g(\tau)) > 0$ for $\tau \in \operatorname{inte}(T_0)$.*

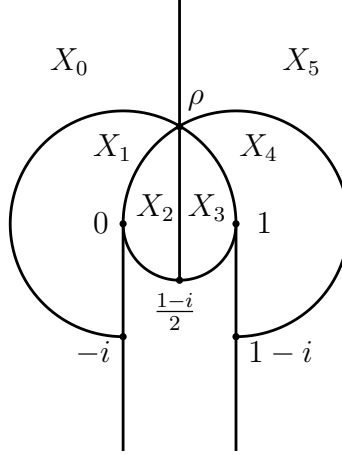


FIGURE 5. Images of the six subtriangles of V_0 under s_4 .

Proof. By Lemma 5.4 it is enough to show that

$$\liminf_{\text{inte}(T_0) \ni \tau \rightarrow \tau_0} \text{Re}(g(\tau)) \geq 0$$

for all $\tau_0 \in \partial T_0$. This follows from Lemmas 6.5 and 6.6. \square

Lemma 6.8. *The function s_4 has no poles in $\text{inte}(T_0)$.*

Proof. By Lemma 6.7 the function g defined in (6.7) has no zeros in $\text{inte}(T_0)$. This implies that s_4 cannot have poles in $\text{inte}(T_0)$. \square

Proof of Theorem 1.1. We can apply Proposition 5.1 to $f = s_4$, $U = T_0$, and $V = X_0$ by Lemmas 6.3, 6.1 and 6.8. The statement follows. \square

Proof of Corollary 1.2. We will just give the basic idea omitting some details.

By Theorem 1.1 the map s_4 is a conformal map of T_0 onto X_0 . One can now apply successive Schwarz reflections. If we do this with the triangle T_0 in Figure 1 and reflect in appropriate sides, then one obtains the triangles T_0, \dots, T_5 as indicated in the figure. Note that reflection in any of the sides of these triangles and, more generally, in any side of a triangle in the tessellation \mathcal{T} , is given by elements in the extended modular group $\bar{\Gamma}$.

By Proposition 3.1 the images under these reflections undergo the same operation as the original triangle in the tessellation \mathcal{T} . For example, to obtain T_1 , we reflect T_0 in the unit circle. This means that to obtain the image $X_1 = s_4(T_1)$, we also have to reflect X_0 also in the unit circle. It follows that

the images $X_k := s_4(T_k)$, $k = 0, \dots, 5$ can be represented as in Figure 5. Each of them is a circular arc triangle with angles $\pi, \pi/2, \pi/3$. Note that the union of these images is equal to $\widehat{\mathbb{C}} \setminus \overline{\text{inte}(V_0)}$, where V_0 is the circular arc triangle given in (1.17).

These considerations imply $\overline{s_4}$ is an anti-conformal map that sends the circular arc triangle V_0 onto the complementary circular arc triangle $\widehat{\mathbb{C}} \setminus \text{inte}(V_0)$. Here the vertices of V_0 are fixed and each side of V_0 is mapped homeomorphically onto itself.

If V is an arbitrary circular arc triangle from the tessellation \mathcal{V} , then there exists a unique $\varphi \in \overline{\Gamma}(2) \subseteq \overline{\Gamma}$ such that $V = \varphi(V_0)$. Since each element in $\overline{\Gamma}$ preserves the real axis, we have $\varphi(\overline{\tau}) = \overline{\varphi(\tau)}$ for $\tau \in \widehat{\mathbb{C}}$. Then it follows from (1.11) that

$$\varphi \circ \overline{s_4} = \overline{\varphi \circ s_4} = \overline{s_4 \circ \varphi} = \overline{s_4} \circ \varphi.$$

This identity implies that $\overline{s_4}$ is an anti-conformal map of $V = \varphi(V_0)$ onto its complementary triangle $\varphi(\widehat{\mathbb{C}} \setminus \text{inte}(V_0)) = \widehat{\mathbb{C}} \setminus \text{inte}(V)$ as described in the statement. \square

Proof of Corollary 1.3. We know that $\tau \in \mathbb{H}$ is a critical point of E_4 if and only of $s_4(\tau) = \infty$ (see Lemma 4.3). Now the considerations in the proof of Corollary 1.2 show that for $\tau \in V_0$ we have $s_4(\tau) = \infty$ if and only if $\tau = \infty$ (essentially, this follows from Figure 5 by inspection). We conclude that E_4 has no critical points in $V_0 \cap \mathbb{H}$.

If $V \in \mathcal{V}$ and $\infty \in V$, then $V = V_0 + n$ for some $n \in \mathbb{Z}$. Since we have the identity $E_4(\tau + n) = E_4(\tau)$ for $\tau \in \mathbb{H}$, it follows that E_6 has no critical points in $V \cap \mathbb{H}$.

Now let $V \in \mathcal{V}$ with $\infty \notin V$ be arbitrary. Then it follows from Corollary 1.2 that the map s_4 attains the value ∞ exactly once in V and this unique preimage of ∞ in V must lie in $\text{inte}(V)$. Since the critical points of E_4 are simple by Proposition 4.2, the statement follows. \square

7. MAPPING BEHAVIOR OF s_6

Analyzing the mapping behavior of s_6 runs along very similar lines as for s_4 with small modifications.

Using $E_4(\rho) = 0 = E_6(i)$ and (2.11), we see that

$$s_6(\rho) = \overline{\rho}, \quad s_6(i) = i.$$

For large $\text{Im}(\tau)$ the function s_6 can be represented in the form

$$(7.1) \quad s_6(\tau) = \tau + \frac{i}{168\pi}q^{-1} + i \sum_{n=0}^{\infty} a_n q^n$$

$$(7.2) \quad = \tau + \frac{i}{168\pi}e^{-2\pi i\tau} + O(1) \text{ as } \text{Im}(\tau) \rightarrow +\infty.$$

Here $a_n \in \mathbb{R}$ for $n \in \mathbb{N}_0$ and the q -series in (7.1) converges when $|q|$ is sufficiently small, or equivalently, if $\text{Im}(\tau)$ is sufficiently large.

From (7.2) we see that $s_6(\tau) \rightarrow \infty$ as $\tau \in \mathbb{H}$ and $\text{Im}(\tau) \rightarrow +\infty$. This shows that we can continuously extend s_6 as a continuous map from T_0 to $\widehat{\mathbb{C}}$ by setting $s_6(\infty) = \infty$.

For $t > 0$ large we have

$$(7.3) \quad s_6(it) = it + \frac{i}{168\pi}e^{2\pi t} + O(1),$$

$$(7.4) \quad s_6(\frac{1}{2} + it) = \frac{1}{2} + it - \frac{i}{168\pi}e^{2\pi t} + O(1).$$

In the following, we again denote by A, B, C the sides of T_0 as in (6.5). Let

$$A' := \{it : t \geq 1\} \cup \{\infty\},$$

$$B' := \{e^{it} : -\pi/3 \leq t \leq \pi/2\},$$

$$C' := \{\frac{1}{2} + it : t \leq -\sqrt{3}/2\} \cup \{\infty\}$$

be the three sides of Y_0 as described in Theorem 1.4.

Lemma 7.1. *The map s_6 is injective on T_0 near ∞ .*

Proof. This follows from the expansion (7.1) and Lemma 5.2 (ii) applied for $\alpha = 0$ and $\beta = 1/2$. \square

Lemma 7.2. *A point $\tau_0 \in \mathbb{H}$ is a fixed point of s_6 if and only if $\tau_0 \in \Gamma(i)$.*

Proof. The definition of s_6 shows that $\tau_0 \in \mathbb{H}$ can only be a fixed point of s_6 if $E_6(\tau_0) = 0$. Then $\tau_0 \in \Gamma(i)$ by (2.10). Conversely, if $\tau_0 \in \Gamma(i)$, then $E_6(\tau_0) = 0$ and $(E_2E_6 - E_4^2)(\tau_0) = -E_4^2(\tau_0) \neq 0$, because E_4 and E_6 have no common zeros. It follows that then τ_0 is a fixed point of s_6 . \square

An immediate consequence of the previous lemma is the fact that the only fixed points of s_6 in T_0 are the points i and ∞ . In particular, no interior point of any of the sides A, B, C of T_0 is a fixed point of s_6 .

Lemma 7.3. *The map s_6 is a homeomorphism of ∂T_0 onto ∂Y_0 . Moreover, if we orient ∂T_0 so that T_0 lies on the left, then Y_0 lies on the left of ∂Y_0 if we equip under ∂Y_0 with the orientation induced by s_6 .*

Proof. We know that no interior point of any of the sides of T_0 is a fixed point of the meromorphic function s_6 (Lemma 7.2). Moreover, by Corollary 4.8 (iii) the function s_6 is locally injective near each point in $\mathbb{H}/\Gamma(\rho)$ and hence near each interior point of any of the sides of T_0 . So condition (b) and condition (c) in Lemma 5.5 are true for s_6 and each side of T_0 .

Since $E_2(\tau), E_4(\tau), E_6(\tau) \in \mathbb{R}$ when $\tau \in \mathbb{H}$ and $\operatorname{Re}(\tau) = 0$ or $\operatorname{Re}(\tau) = 1/2$, the map s_6 sends the arc $A \subseteq L_0$ into L_0 and the arc $C \subseteq L_{1/2}$ into $L_{1/2}$.

We have $s_6(i) = i$ and $s_6(\infty) = \infty$. Moreover, (7.3) shows that for $t > 0$ large enough we have $\operatorname{Im}(s_6(it)) > t$. For such t the image $s_6(it)$ of $p = it$ lies in the interior of the subarc of A with endpoints ∞ and p . Lemma 5.5 (ii) (with L_0 taking the role of ∂K) shows that s_6 is a homeomorphism of A onto itself. As a consequence, the point $s_6(\tau)$ moves monotonically from ∞ to i along $A' = A$ if τ moves from ∞ to i along A . So if we equip A' with this orientation, then Y_0 lies on the left of A' .

We have $s_6(C) \subseteq L_{1/2}$ and $s_6(\rho) = \bar{\rho} \notin C$. Lemma 5.5 (i) (with $L_{1/2}$ taking the role of K) shows that s_6 is a homeomorphism of C onto its image $s_6(C)$. This image is a one of the two subarcs of $L_{1/2}$ with endpoints $s_6(\rho) = \bar{\rho}$ and $s_6(\infty) = \infty$. Now (7.4) shows that for $t > 0$ large $\operatorname{Im}(s_6(\frac{1}{2} + it))$ takes a large negative value. Hence $s_6(C) = C'$.

It follows that the point $s_6(\tau)$ moves monotonically from $\bar{\rho}$ to ∞ along C' if τ moves from ρ to ∞ along C . So if we equip C' with this orientation, then Y_0 lies on the left of C' .

We know by Proposition 3.1 that

$$s_6(1/\bar{\tau}) = 1/\overline{s_6(\tau)}$$

for $\tau \in \mathbb{H}$. If $\tau \in B$, then τ lies on the unit circle and so $\tau = 1/\bar{\tau}$. This implies that

$$s_6(\tau) = s_6(1/\bar{\tau}) = 1/\overline{s_6(\tau)}$$

and so $|s_6(\tau)| = 1$ for $\tau \in B$.

We see that s_6 sends B into the unit circle $\partial\mathbb{D}$. Since $s_6(\rho) = \bar{\rho} \notin B$, Lemma 5.5 (i) implies that s_6 sends B homeomorphically onto its image $s_6(B)$.

This image is one of the subarc of $\partial\mathbb{D}$ with endpoints $s_6(i) = i$ and $s_6(\rho) = \bar{\rho}$. Here we actually must have $s_6(B) = B'$ as follows by considering orientations. Indeed, since s_6 is locally injective near i , this map is conformal and hence orientation-preserving map near i . We know that s_6 sends A oriented from ∞ to i into itself oriented in the same way. Since B lies on the left of the oriented arc A locally near i , the image $s_6(B)$ must lie on the left of $A' = A$ near $s_6(i) = i$. This only leaves the possibility that s_6 sends B homeomorphically onto B' . Moreover, the point $s_6(\tau)$ moves monotonically from i to $\bar{\rho}$ along B' if τ moves from i to ρ along B . So if we equip B' with this orientation, then Y_0 lies on the left of B' .

We conclude that s_6 sends the three sides A, B, C of T_0 homeomorphically onto the three sides A', B', C' of Y_0 , respectively. It follows that s_6 is a homeomorphism of ∂T_0 onto ∂Y_0 . Moreover, our considerations shows that if we orient ∂T_0 so that T_0 lies on the left of ∂T_0 , then Y_0 lies on the left of ∂Y_0 equipped with induced orientation under s_6 . \square

Lemma 7.4. *There exists a strictly increasing continuous function*

$$\varphi: [\pi/3, \pi/2] \rightarrow [-\pi/3, \pi/2]$$

such that $s_6(e^{it}) = e^{i\varphi(t)}$ for $t \in [\pi/3, \pi/2]$ and $\varphi(t) < t$ for $t \in [-\pi/3, \pi/2]$.

Proof. We have seen in the proof of Lemma 6.3 that s_6 maps the arc $B \subseteq \partial \mathbb{D}$ homeomorphically onto the arc $B' \subseteq \partial \mathbb{D}$. It follows that there exists a strictly increasing function

$$\varphi: [\pi/3, \pi/2] \rightarrow [-\pi/3, \pi/2]$$

such that $s_6(e^{it}) = e^{i\varphi(t)}$ for $t \in [\pi/3, \pi/2]$. Since $s_6(i) = i$ and $s_6(\rho) = \bar{\rho}$, we have $\varphi(\pi/2) = \pi/2$ and $\varphi(\pi/3) = -\pi/3 < \pi/3$. The last inequality implies that $\varphi(t) < t$ for all $t \in [\pi/3, \pi/2)$, because otherwise there would be a point $t_0 \in [\pi/3, \pi/2)$ with $\varphi(t_0) = t_0$ by the intermediate value theorem. But then $\tau_0 = e^{it_0}$ would be a fixed point of s_6 in $B \setminus \{i\} \subseteq \mathbb{H} \setminus \Gamma(i)$, but we know that s_6 has no fixed points in $\mathbb{H} \setminus \Gamma(i)$ by Lemma 7.2. \square

In order to apply Proposition 5.1 for $f = s_6$ and $U = T_0$, we have to show that s_6 has no poles in $\text{inte}(T_0)$ and is hence holomorphic there.

For this we consider the auxiliary function

$$(7.5) \quad g(\tau) = \frac{1}{s_6(\tau) - \tau} = \frac{i\pi}{6} \cdot \frac{E_2 E_6 - E_4^2}{E_6}.$$

This is a meromorphic function on \mathbb{H} with poles exactly at the points where E_6 vanishes, that is, the points in $\Gamma(i)$. In particular, g is holomorphic in $\text{inte}(T_0)$.

Lemma 7.5. *We have $\text{Re}(g(\tau)) = 0$ for $\tau \in \text{inte}(A) \cup \text{inte}(C)$ and $\text{Re}(g(\tau)) > 0$ for $\tau \in \text{inte}(B)$.*

Proof. The first statement follows immediately from the definition (7.5) of g , because on the set $\text{inte}(A) \cup \text{inte}(C)$ the functions E_2, E_4, E_6 only take real values.

If $w \in \mathbb{C}$ and $\text{Re}(w) > 0$, then also $\text{Re}(1/w) > 0$. Therefore, it is enough to establish the inequality $\text{Re}(s_6(\tau) - \tau) > 0$ for $\tau \in \text{inte}(B)$. To see this, let φ be the function from Lemma 7.4. Then it suffices to show that $\text{Re}(e^{i\varphi(t)} - e^{it}) > 0$ for $t \in (\pi/3, \pi/2)$. Note that for $t \in (\pi/3, \pi/2)$ we have $\varphi(t) + t \in (0, \pi)$ and

$$0 > \varphi(t) - t > -\pi/3 - \pi/2 = -5\pi/6 > -\pi.$$

Hence $(\varphi(t) + t)/2 \in (0, \pi/2)$ and $(\varphi(t) - t)/2 \in (0, -\pi/2)$, which implies that

$$\sin((\varphi(t) + t)/2) > 0 \text{ and } \sin((\varphi(t) - t)/2) < 0$$

and so

$$\begin{aligned} \operatorname{Re}(e^{i\varphi(t)} - e^{it}) &= \cos \varphi(t) - \cos t \\ &= -2 \sin((\varphi(t) + t)/2) \sin((\varphi(t) - t)/2) > 0. \end{aligned} \quad \square$$

Lemma 7.6. *We have*

$$\liminf_{\operatorname{inte}(T_0) \ni \tau \rightarrow \tau_0} \operatorname{Re}(g(\tau)) \geq 0$$

for $\tau_0 \in \{i, \rho, \infty\}$

Proof. Let

$$f(\tau) := s_6(\tau) - \tau = -\frac{6iE_6}{\pi(E_2E_6 - E_4^2)}$$

for $\tau \in \mathbb{H}$. Note that $s'_6(i) = 7$ by (4.8) and so $f'(i) = 6 > 0$. Moreover, f sends the imaginary axis near i into itself. Then Lemma 5.3 implies that $\operatorname{Re}(f(\tau)) > 0$ and so $\operatorname{Re}(g(\tau)) = \operatorname{Re}(1/f(\tau)) > 0$ for $\tau \in \operatorname{inte}(T_0)$ near i . The statement for $\tau_0 = i$ follows.

By (4.8) we have $s'_6(\rho) = 0$ and so $f'(\rho) = -1 < 0$. The map f sends the line $L_{1/2}$ near ρ into the imaginary axis. It easily follows from Lemma 5.3 that $\operatorname{Re}(f(\tau)) > 0$ and so $\operatorname{Re}(g(\tau)) = \operatorname{Re}(1/f(\tau)) > 0$ for $\tau \in \operatorname{inte}(T_0)$ near ρ . The statement for $\tau_0 = \rho$ follows.

Finally, (7.2) and (7.5) show that for $\tau \in \mathbb{H}$ with $\operatorname{Im}(\tau)$ large we have

$$g(\tau) = -168\pi iq(1 + O(q)),$$

and so

$$\liminf_{\operatorname{inte}(T_0) \ni \tau \rightarrow \infty} \operatorname{Re}(g(\tau)) = 0.$$

The proof is complete. \square

Lemma 7.7. *We have $\operatorname{Re}(g(\tau)) > 0$ for $\tau \in \operatorname{inte}(T_0)$.*

Proof. By Lemma 5.4 it is enough to show that

$$\liminf_{\operatorname{inte}(T_0) \ni \tau \rightarrow \tau_0} \operatorname{Re}(g(\tau)) \geq 0$$

for all $\tau_0 \in \partial T_0$. This follows from Lemmas 7.5 and 7.6. \square

Lemma 7.8. *The function s_6 has no poles in $\operatorname{inte}(T_0)$.*

Proof. By Lemma 7.7 the function g has no zeros in $\operatorname{inte}(T_0)$. This implies that s_6 cannot have poles in $\operatorname{inte}(T_0)$. \square

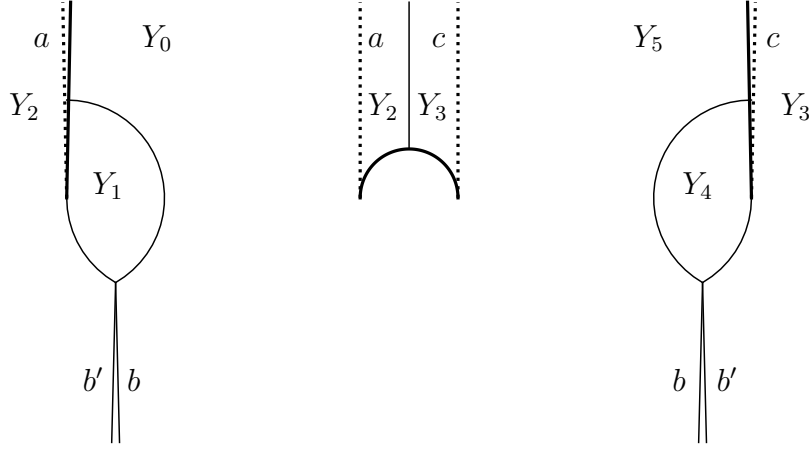


FIGURE 6. Images of the six subtriangles of V_0 under s_6 .

Proof of Theorem 1.4. We can apply Proposition 5.1 to $f = s_6$, $U = T_0$, and $V = Y_0$ by Lemmas 7.3, 7.1 and 7.8. The statement follows. \square

Proof of Corollary 1.5. Again we only outline the argument leaving some details to the reader.

We know that s_6 maps the circular arc triangle T_0 conformally onto the circular arc triangle Y_0 as defined in the statement of Theorem 1.4 (see Figure 3). The image $Y_k := s_6(T_k)$ of the circular arc triangle T_k , $k = 0, \dots, 5$, as indicated in Figure 1 can be obtained by successive Schwarz reflections. These reflections are again given by elements in $\bar{\Gamma}$. By Proposition 3.1 triangles in \mathcal{T} and their images under s_6 undergo the same transformations under these reflections. The images $Y_k = s_6(T_k)$ for $k = 0, \dots, 5$ obtained in this way are represented in Figure 6. Note that in the figure, Y_2 consists of two pieces (one indicated on the left and one in the middle picture) that have to be glued together by identifying corresponding points on the dotted arcs a . A similar remark applies to Y_3 (here the identification of the two pieces is along the dotted arcs c).

It easily follows from Theorem 1.4 and this Schwarz reflection process that for $k = 0, \dots, 5$ the map s_6 sends the side of T_k that does not contain ρ homeomorphically onto itself with the endpoints of this side fixed. Since the boundary ∂V_0 of the circular arc triangle V_0 defined in (1.17) consists of the

non-overlapping union of these sides of T_k , $k = 0, \dots, 5$, it follows that s_6 sends ∂V_0 homeomorphically onto itself.

Since V_0 is equal to the union of the triangles T_k , $k = 0, \dots, 5$, we also see that s_6 maps V_0 biholomorphically onto a Riemann surface R_0 with boundary that is spread over the Riemann sphere. As indicated in Figure 6, R_0 is obtained by gluing together a copy of the Riemann sphere with slits (indicated on the very left of the figure) another copy of the Riemann sphere with slits (indicated on the very right of the figure) and a copy of a circular arc triangle (it happens to be identical to V_0 and is indicated in the middle of the figure). As we already mentioned, the corresponding points on the arc a that is represented twice in the figure have to be identified. Similar identifications are necessary for the points on c , on b , and on b' .

The Riemann surface R_0 has a (simple) branch point lying over $\bar{\rho}$ where all triangles Y_k , $k = 0, \dots, 5$, meet. The boundary of R_0 is given by the union of the three arcs represented by thick black lines in Figure 6.

These considerations imply that over each point $w \in \widehat{\mathbb{C}} \setminus V_0$, $w \neq \bar{\rho}$, lie two points of R_0 . Actually, the same is also true for the vertices $0, 1, \infty$ of V_0 , but over each point in $V_0 \setminus \{0, 1, \infty\}$ lie three points of R_0 . This implies that each for each point $w \in \widehat{\mathbb{C}} \setminus V_0$, $w \neq \bar{\rho}$, there are two distinct simple preimages $z_1, z_2 \in V_0$ under the map s_6 . Note that here necessarily $z_1, z_2 \in \text{inte}(V_0)$ as $s_6(\partial V_0) = \partial V_0$. The point $w = \bar{\rho}$ is a critical value of s_6 . In $\text{inte}(V_0)$ it has the preimage $z = \rho$, where the local degree of s_6 is equal to 2. This shows that each point in $w \in \widehat{\mathbb{C}} \setminus V_0$ has two preimages in $\text{inte}(V_0)$ counting multiplicities. So the statement of the corollary is true if $V = V_0$.

If V is an arbitrary circular arc triangle from the tessellation \mathcal{V} , then there exists unique $\varphi \in \overline{\Gamma}(2) \subseteq \overline{\Gamma}$ such that $V = \varphi(V_0)$. Then by (1.11) we have $\varphi \circ s_6 = s_6 \circ \varphi$. It follows that each point $w \in \widehat{\mathbb{C}} \setminus V = \varphi(\widehat{\mathbb{C}} \setminus V_0)$ has precisely two preimages in $\varphi(\text{inte}(V_0)) = \text{inte}(V)$ counting multiplicities. \square

Proof of Corollary 1.6. We know that $\tau \in \mathbb{H}$ is a critical point of E_6 if and only of $s_6(\tau) = \infty$ (see Lemma 4.3). Now the considerations in the proof of Corollary 1.5 show that for $\tau \in V_0$ we have $s_6(\tau) = \infty$ exactly at two points $\tau \in V_0$. Namely, we have $s_6(\infty) = \infty$. Moreover, Figure 6 shows that if the point τ moves along the common boundary arc σ of T_2 and T_3 from ρ to $\frac{1}{2}(1+i)$, then $s_6(\tau)$ moves (monotonically) along the line $L_{1/2}$ from $s_6(\rho) = \bar{\rho}$ to $-i\infty$ through ∞ and then from $+i\infty$ to $s_6(\frac{1}{2}(1+i)) = \frac{1}{2}(1+i)$. Hence there is a unique point $\tau_0 \in \text{inte}(\sigma)$ with $s_6(\tau_0) = \infty$. It follows E_6 has precisely one critical point in $V_0 \cap \mathbb{H}$ and this point lies in $\text{inte}(V_0)$.

If $V \in \mathcal{V}$ and $\infty \in V$, then $V = V_0 + n$ for some $n \in \mathbb{Z}$. Since we have the identity $E_6(\tau + n) = E_6(\tau)$ for $\tau \in \mathbb{H}$, it follows that E_6 has one critical point in V and again this point lies in $\text{inte}(V)$.

Now let $V \in \mathcal{V}$ with $\infty \notin V$ be arbitrary. Then by Corollary 1.5 the map s_6 attains the value ∞ twice in V counting multiplicities and these preimages of ∞ lie in $\text{inte}(V)$. Since the poles of s_6 are all simple (see Proposition 4.5), we conclude that s_6 attains the value ∞ on V exactly at two distinct points $z_1, z_2 \in \text{inte}(V)$. It follows that E_6 has exactly two critical points in V , namely $z_1, z_2 \in \text{inte}(V)$. Since the critical points of E_6 are simple by Proposition 4.2, the statement follows. \square

8. MAPPING BEHAVIOR OF s_2

In Section 3 we have seen that if we choose the root $E_4^{1/2}$ so that it takes positive real values on the positive imaginary axis, then s_2^+ and s_2^- (see (1.6)) are well-defined continuous functions on W (see (3.12)) that are meromorphic in $\text{inte}(W)$. Actually, the q -expansion (1.4) implies that

$$(8.1) \quad E_4(\tau)^{1/2} = 1 + 120q + O(q^2)$$

for $\tau \in W$ with $\text{Im}(\tau)$ large. If we combine this with (1.3), we see that that the functions s_2^\pm can be represented in the form

$$(8.2) \quad s_2^+(\tau) = \tau - \frac{3i}{\pi} + i \sum_{n=1}^{\infty} a_n q^n = \tau - \frac{3i}{\pi} + O(q),$$

$$(8.3) \quad s_2^-(\tau) = \tau + \frac{i}{24\pi} q^{-1} + i \sum_{n=0}^{\infty} b_n q^n = \tau + \frac{i}{24\pi} q^{-1} + O(1),$$

where $a_n \in \mathbb{R}$ for $n \in \mathbb{N}$, $b_n \in \mathbb{R}$ for $n \in \mathbb{N}_0$ and the q -series converge if $\text{Im}(\tau)$ is sufficiently large.

It follows from (2.9) and (2.11) that

$$(8.4) \quad s_2^+(\rho) = s_2^-(\rho) = \bar{\rho}.$$

Lemma 8.1. *The maps s_2^+ and s_2^- on W can be continuously extended to 0 and ∞ by setting $s_2^+(0) = 0 = s_2^-(0)$ and $s_2^+(\infty) = \infty = s_2^-(\infty)$. Moreover, for small $t > 0$ we have $s_2^+(it) = ih(t)$, where $0 < h(t) < t$.*

Proof. It follows from (8.2) and (8.3) that $s_2^+(\tau) \rightarrow \infty$ and $s_2^-(\tau) \rightarrow \infty$ as $\tau \in W$ and $\tau \rightarrow \infty$, because then necessarily $\text{Im}(\tau) \rightarrow +\infty$ and $q \rightarrow 0$.

For a point $\tau \in W$ let $\tau' := -1/\tau \in W$. Then as $\tau \rightarrow 0$, we have $\tau' \rightarrow \infty$ and so $s_2^+(\tau') \rightarrow \infty$ and $s_2^-(\tau') \rightarrow \infty$ by what we have just seen. Then (3.18) implies that $s_2^+(\tau) = -1/s_2^-(\tau') \rightarrow 0$ and $s_2^-(\tau) = -1/s_2^+(\tau') \rightarrow 0$. We conclude that on W the maps s_2^+ and s_2^- have indeed a continuous extension to 0 and ∞ as stated.

Now suppose that $\tau = it$ with $t > 0$. Then $\tau' = -1/\tau = it'$, where $t' := 1/t$, and (8.3) shows that if t is sufficiently small, then $s_2^-(\tau') = i\tilde{h}(t')$ with

$\tilde{h}(t') > t'$. It follows that if we set $h(t) := 1/\tilde{h}(t')$ for small $t > 0$, then $0 < h(t) < 1/t' = t$ and

$$s_2^+(it) = -1/s_2^-(it') = i/\tilde{h}(t') = ih(t).$$

The statement follows. □

Recall the definition of U_0 given in (1.18). Since $U_0 \subseteq W \cup \{0, \infty\}$, by the previous lemma we can consider s_2^+ and s_2^- as continuous maps on U_0 .

Lemma 8.2. *The map s_2^+ is injective on U_0 near ∞ .*

Proof. This follows from (8.2) and Lemma 5.2 (i). □

Lemma 8.3. *The maps s_2^+ and s_2^- have no fixed point in W .*

Proof. Note that $s_2^\pm(\tau) - \tau = 1/(E_2 \pm E_4^{1/2})$ cannot vanish anywhere on W and so the statement follows. □

We denote by

$$\begin{aligned} A &:= \{it : t \geq 0\} \cup \{\infty\}, \\ B &:= \{1 + e^{it} : 2\pi/3 \leq t \leq \pi\}, \\ C &:= \{\frac{1}{2} + it : t \geq \sqrt{3}/2\} \cup \{\infty\} \end{aligned}$$

the three sides of U_0 and by

$$\begin{aligned} A' &:= \{it : t \geq 0\} \cup \{\infty\}, \\ B' &:= \{1 + e^{it} : \pi \leq t \leq 4\pi/3\}, \\ C' &:= \{\frac{1}{2} + it : t \geq -\sqrt{3}/2\} \cup \{\infty\} \end{aligned}$$

the three sides of Z_0 as described in Theorem 1.7.

Lemma 8.4. *The map s_2^+ is a homeomorphism of ∂U_0 onto ∂Z_0 . Moreover, if we orient ∂U_0 so that U_0 lies on the left, then Z_0 lies on the left of ∂Z_0 if we equip ∂Z_0 with the orientation induced by the map s_2^+ .*

Proof. No interior point of any of the sides of U_0 is a fixed point of s_2^+ or s_2^- (Lemma 8.3) and it follows from Corollary 4.8 (i) that both s_2^+ and s_2^- are locally injective near each of these points. So condition (b) and condition (c) in Lemma 5.5 are true for s_2^+ and s_2^- and each side of U_0 .

We know that $E_2(\tau), E_4(\tau) \in \mathbb{R}$ when $\tau \in \text{inte}(A) \cup \text{inte}(C)$. Actually, the values of $E_4(\tau)$ are positive when $\tau \in \text{inte}(A)$. They are also positive for $\tau \in \text{inte}(C)$, because they are real, positive for $\tau \in \text{inte}(C)$ near ∞ as follows from (1.4), and there is no zero of E_4 in $\text{inte}(C)$. Therefore, (8.1) implies that $E_4^{1/2}(\tau) > 0$ and in particular $E_4^{1/2}(\tau) \in \mathbb{R}$ for $\tau \in \text{inte}(A) \cup \text{inte}(C)$. We conclude that $s_2^+(A) \subseteq L_0$, $s_2^+(C) \subseteq L_{1/2}$, and $s_2^-(C) \subseteq L_{1/2}$.

Now by Lemma 8.1 we have $s_2^+(0) = 0$, $s_2^+(\infty) = \infty$, and for points τ on the positive imaginary axis close to 0, the image $s_2^+(\tau)$ lies in the interior of the subarc of A with endpoints 0 and τ . So by Lemma 5.5 (ii) (with L_0 taking the role of K) s_2^+ maps A homeomorphically onto $A' = A$. Moreover, it follows that there exists an increasing function $h: [0, \infty) \rightarrow [0, \infty)$ such that

$$(8.5) \quad 0 < h(t) < t \text{ and } s_2^+(it) = ih(t)$$

for all $t > 0$. We also see that the point $s_2^+(\tau)$ moves monotonically from ∞ to 0 along $A' = A$ if τ moves from ∞ to 0 along A . So if we equip A' with this orientation, then Z_0 lies on the left of A' .

By (8.4) we have $s_2^+(\rho) = s_2^-(\rho) = \bar{\rho} \notin C$. Now Lemma 5.5 (i) (with $L_{1/2}$ taking the role of K) shows that both maps s_2^+ and s_2^- send C homeomorphically onto their images in $L_{1/2}$. These are necessarily arcs in $L_{1/2}$ with endpoints $\bar{\rho}$ and ∞ . Now the expansions (8.2) and (8.3) show that $\text{Im}(s_2^+(\frac{1}{2} + it))$ takes large positive values and $\text{Im}(s_2^-(\frac{1}{2} + it))$ takes large negative values when $t > 0$ is large. It follows that s_2^+ sends C homeomorphically onto C' , while s_2^- sends C homeomorphically onto the other subarc

$$C'' := \{\frac{1}{2} + it : t \leq -\sqrt{3}/2\} \cup \{\infty\}$$

of $L_{1/2}$ with endpoints $\bar{\rho}$ and ∞ .

The former statement implies that $s_2^+(\tau)$ moves monotonically from $\bar{\rho}$ to ∞ along C' as τ moves from ρ to ∞ along C . So if we equip C' with this orientation, then Z_0 lies on the left of C' . We can also conclude that $s_2^-(\tau)$ moves monotonically from $\bar{\rho}$ to ∞ along C'' as τ moves from ρ to ∞ along C .

Now let β denote the reflection in the unit circle as in (3.1). Then $\beta(B) = C$ and $\beta(C'') = B'$. Moreover, $s_2^+ = \beta \circ s_2^- \circ \beta$ on B as follows from Lemma 3.3. Since s_2^- sends C homeomorphically onto C'' , the map $s_2^+ = \beta \circ s_2^- \circ \beta$ sends B homeomorphically onto B' . Keeping track of orientations, we see that $s_2^+(\tau)$ moves from 0 to $\bar{\rho}$ along B' as τ moves from 0 to ρ along B . If we equip B' with this orientation, then Z_0 lies on the left of B' .

We conclude that s_2^+ sends the three sides A, B, C of U_0 homeomorphically onto the three sides A', B', C' of Z_0 , respectively. It follows that s_2^+ is a homeomorphism of ∂T_0 onto ∂Z_0 . Moreover, our considerations also show that the statement about orientations is true as stated. \square

In order to show that s_2^+ has no poles in $\text{inte}(U_0)$, we consider the auxiliary function

$$(8.6) \quad g(\tau) := \frac{1}{s_2^+(\tau) - \tau} = \frac{i\pi}{6}(E_2 + E_4^{1/2}).$$

This is a holomorphic function on $\text{inte}(U_0)$ with a continuous extension to (at least) $U_0 \setminus \{0, \infty\}$.

Lemma 8.5. *We have $\text{Im}(g(\tau)) > 0$ for $\tau \in \partial U_0 \setminus \{0, \infty\}$.*

Proof. If $\tau \in \text{inte}(A)$, then $\tau = it$ with $t > 0$ and by (8.5) we have $s_2^+(it) = ih(t)$ with $0 < h(t) < t$. It follows that

$$\text{Im}(g(\tau)) = \text{Im}\left(\frac{1}{s_2^+(it) - it}\right) = \frac{1}{t - h(t)} > 0.$$

If $\tau \in \text{inte}(B)$, then $s_2^+(\tau) \in \text{inte}(B')$. In particular, $\text{Im}(\tau) > 0$ and $\text{Im}(s_2^+(\tau)) < 0$. So $\text{Im}(\tau - s_2^+(\tau)) > 0$ and

$$\text{Im}(g(\tau)) = \text{Im}\left(\frac{1}{s_2^+(\tau) - \tau}\right) > 0,$$

because $\text{Im}(w) > 0$ for $w \in \mathbb{C}$ implies that $\text{Im}(-1/w) > 0$.

Finally, we have seen in the proof of Lemma 8.4 that $s_2^+(\tau)$ moves monotonically from $\bar{\rho}$ to ∞ along C' as τ moves from ρ to ∞ along C . Since s_2^+ has no fixed points in $C \setminus \{\infty\}$ (see Lemma 8.3), it follows that there exists a function $k: [\sqrt{3}/2, \infty) \rightarrow [-\sqrt{3}/2, \infty)$ with $k(t) < t$ and

$$s_2^+(\tfrac{1}{2} + it) = \tfrac{1}{2} + ik(t)$$

for $t \in [\sqrt{3}/2, \infty)$. Now if $\tau \in C \setminus \{\infty\}$, then $\tau = \frac{1}{2} + it$ with $t \in [\sqrt{3}/2, \infty)$ and so

$$\text{Im}(g(\tau)) = \text{Im}\left(\frac{1}{s_2^+(\tau) - \tau}\right) = \frac{1}{t - k(t)} > 0.$$

The statement follows. □

Lemma 8.6. *We have*

$$\liminf_{\text{inte}(U_0) \ni \tau \rightarrow \tau_0} \text{Im}(g(\tau)) \geq 0$$

for $\tau_0 \in \{0, \infty\}$

Proof. The expansion (8.2) shows that

$$s_2^+(\tau) - \tau = -\frac{3i}{\pi} + o(1) \text{ and so } g(\tau) = \frac{1}{s_2^+(\tau) - \tau} = \frac{i\pi}{3} + o(1)$$

as $U_0 \ni \tau \rightarrow \infty$. Hence

$$\liminf_{\text{inte}(U_0) \ni \tau \rightarrow \infty} \text{Im}(g(\tau)) = \pi/3 \geq 0.$$

Now suppose $\tau \in \text{inte}(U_0)$ is close to 0. Then $\tau' := 1/\bar{\tau} \in \text{inte}(U_0)$ is close to ∞ . In particular, $\text{Im}(\tau')$ is large and $\text{Re}(\tau')$ is uniformly bounded. Moreover, (8.3) shows that

$$s_2^-(\tau') = \tau' + \frac{i}{24\pi} \widehat{q}^{-1} + O(1),$$

where $\hat{q} = \exp(2\pi i\tau')$. Since $|\hat{q}^{-1}| = \exp(2\pi \operatorname{Im}(\tau'))$ and $\operatorname{Im}(\tau') \rightarrow +\infty$ as $\operatorname{inte}(U_0) \ni \tau \rightarrow 0$, we have

$$\tau'/s_2^-(\tau') \rightarrow 0$$

as $\operatorname{inte}(U_0) \ni \tau \rightarrow 0$.

Now by (3.14) we have

$$s_2^+(\tau) = \overline{1/s_2^-(\tau')}$$

and so

$$\begin{aligned} \operatorname{Im}(g(\tau)) &= \operatorname{Im}\left(\frac{1}{s_2^+(\tau) - \tau}\right) = \operatorname{Im}\left(\frac{1}{1/\tau' - 1/s_2^-(\tau')}\right) \\ &= \operatorname{Im}\left(\frac{\tau'}{1 - \tau'/s_2^-(\tau')}\right) = \operatorname{Im}(\tau'(1 + o(1))) \rightarrow +\infty \end{aligned}$$

as $\operatorname{inte}(U_0) \ni \tau \rightarrow 0$ (for the last conclusion it is important that $\operatorname{Re}(\tau')$ is uniformly bounded). It follows that

$$\liminf_{\operatorname{inte}(U_0) \ni \tau \rightarrow 0} \operatorname{Im}(g(\tau)) = +\infty \geq 0.$$

The proof is complete. \square

Lemma 8.7. *We have $\operatorname{Im}(g(\tau)) > 0$ for $\tau \in \operatorname{inte}(U_0)$.*

Proof. By Lemma 5.4 it is enough to show that

$$\liminf_{\operatorname{inte}(U_0) \ni \tau \rightarrow \tau_0} \operatorname{Im}(g(\tau)) \geq 0$$

for all $\tau_0 \in \partial U_0$. This follows from Lemmas 8.5 and 8.6. \square

Lemma 8.8. *The function s_2^+ has no poles in $\operatorname{inte}(U_0)$.*

Proof. By Lemma 8.7 the function g has no zeros in $\operatorname{inte}(U_0)$. This implies that s_2^+ cannot have poles in $\operatorname{inte}(U_0)$. \square

Proof of Theorem 1.7. We can apply Proposition 5.1 to $f = s_2^+$, $U = U_0$, and $V = Z_0$ by Lemmas 8.4, 8.2 and 8.8. The statement follows. \square

Global mapping behavior of s_2 . We now want to use Theorem 1.7 to obtain a better understanding of the global mapping behavior of the multi-valued function s_2 . For this we consider the circular arc triangles obtained from U_0 under the successive reflections δ , β , γ (see (3.7) and (3.1)). If we define $U_1 := \delta(U_0)$ and $U_2 := \beta(U_1)$, then $U_0 = \gamma(U_2)$ and the circular arc triangles U_0 , U_1 , U_2 tile $V_0 \in \mathcal{V}$ as represented in Figure 7. Since the branch s_2^+ of s_2 restricted to U_0 maps each side of U_0 onto a subarc of the same circle that contains the given side, the branch s_2^+ undergoes the same transformation as

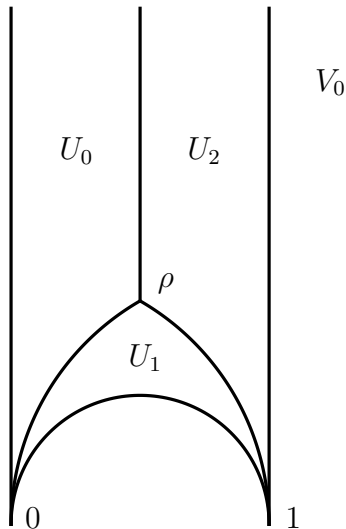


FIGURE 7. Decomposition of V_0 into U_0, U_1, U_2 .

the underlying triangle. So, for example, if we continue s_2^+ analytically across the side

$$B = \{1 + e^{it} : 2\pi/3 \leq t \leq \pi\}$$

of U_0 to $U_1 = \delta(U_0)$, then we obtain a conformal map of U_1 onto the circular arc triangle $Z_1 := \delta(Z_0)$. Further analytic continuation across the common side $\{e^{it} : 0 \leq t \leq \pi/3\}$ of U_1 and $U_2 = \beta(U_1)$ leads to a conformal map of U_2 onto the circular arc triangle $Z_2 := \beta(Z_1)$. Now reflection of U_2 in the common side of U_2 and U_0 given by γ leads back to U_0 . But through this sequence δ, β, γ of reflections, we completed a full circuit around ρ . This is a zero of E_4 and hence a branch point of s_2 . In particular, by this operation we arrive at the other branch s_2^- of s_2 on U_0 . We conclude that s_2^- is a conformal map of U_0 onto the circular arc triangle $Z'_0 := \gamma(Z_2)$. Further analytic continuation of s_2^- to U_1 and U_2 (as described for s_2^+ above) gives conformal maps onto circular arc triangles $Z'_1 := \delta(Z'_0)$ and $Z'_2 := \beta(Z'_1)$. The six triangles Z_0, \dots, Z'_2 can be glued together in a natural way to give a Riemann surface R_1 with boundary that is spread over $\hat{\mathbb{C}}$. This is indicated in Figure 8.

Here the picture in the middle represents the Riemann sphere with two slits. The pictures on the left and right are copies of V_0 and one has to identify points on the dotted arcs indicated by a and c with the corresponding points in the middle picture. Some of the Z -triangles consist of two pieces in the figure that

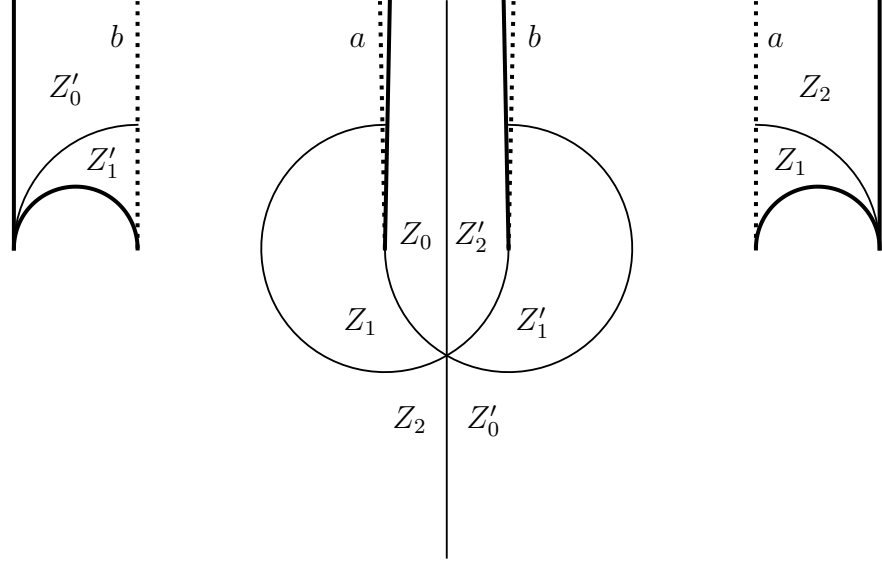


FIGURE 8. Images of the subtriangles U_0, U_1, U_2 of V_0 under s_2 .

have to be glued together as indicated. The boundary of R_1 consists of the six arcs represented by thick black lines in Figure 8.

We record some immediate consequences of these considerations.

Corollary 8.9. *The map s_2^- is a conformal map of the circular arc triangle U_0 onto the circular arc triangle Z'_0 bounded by the vertical line from $+i\infty$ to 0 , the arc on the circle $\{\tau \in \mathbb{C} : |\tau - 1| = 1\}$ from 0 to $\bar{\rho}$ in anti-clockwise orientation, and the vertical line from $\bar{\rho}$ to $-i\infty$. Here Z'_0 lies on the left of its boundary with the orientation indicated, and the correspondence of vertices is*

$$s_2^-(\infty) = \infty, \quad s_2^-(0) = 0, \quad s_2^-(\rho) = \bar{\rho}.$$

Another way to arrive at this statement is to use Theorem 1.7 in combination with the relation (3.18).

Corollary 8.10. *Let $V \in \mathcal{V}$. For each $w \in \widehat{\mathbb{C}} \setminus V$ there exists a unique point $\tau \in V$ such that $w \in s_2(\tau)$. Moreover, $\tau \in \text{inte}(V)$.*

Proof. First assume that $V = V_0$. Then the previous discussion and Figure 8 show the Riemann surface obtained by gluing together the triangles Z_0, \dots, Z'_2 has a unique point over each point $w \in \widehat{\mathbb{C}} \setminus V_0$. In other words, there exists a

unique point $\tau \in V_0$ such that $s_2^+(\tau) = w$ or $s_2^-(\tau) = w$, or equivalently, such that $w \in s_2(\tau)$.

It follows from the previous discussion that s_2^+ and s_2^- map the side of the triangle U_k , $k = 0, 1, 2$, that does not contain ρ homeomorphically onto itself. Since the union of these sides is equal to ∂V_0 , we conclude that

$$s_2(\partial V_0) := \bigcup_{\tau \in \partial V_0} s_2(\tau) = \bigcup_{\tau \in \partial V_0} \{s_2^+(\tau), s_2^-(\tau)\} = \partial V_0.$$

Therefore, if $w \in \widehat{\mathbb{C}} \setminus V_0$, $\tau \in V_0$, and $w \in s_2(\tau)$, then $\tau \in V_0 \setminus \partial V_0 = \text{inte}(V_0)$. This shows that the statement is true for if $V = V_0$.

If $V \in \mathcal{V}$ is arbitrary, then there exists a unique $\varphi \in \overline{\Gamma}(2)$ such that $V = \varphi(V_0)$. The statement now immediately follows from the statement for V_0 and the relation $\varphi \circ s_2 = s_2 \circ \varphi$ (see (3.11)). \square

Proof of Corollary 1.8. This easily follows from Proposition 4.2 and Corollary 8.10 in combination with Lemma 4.4. As the argument is very similar to the proof of Corollary 1.3, we skip the details. \square

9. DIFFERENTIAL EQUATIONS RELATED TO s_4 AND s_6

There is another approach to proving our main results (Theorems 1.1, 1.4, and 1.7). Namely, as discussed in the introduction, we may want to represent each of our functions s_2^\pm , s_4 , s_6 as a quotient of two auxiliary functions satisfying a hypergeometric differential equation or a closely related differential equation of Fuchsian type and then resort to classical results by Schwarz in order to argue that s_2^\pm , s_4 , s_6 are conformal maps between suitable circular arc triangles. This gives an interesting additional perspective to our results.

In this section, we will implement this idea for the maps s_4 and s_6 . The maps s_2^\pm require somewhat different considerations that we will discuss in the next section. Throughout we use the differential operator (2.12).

For our discussion we need two auxiliary functions. The first one is the discriminant Δ defined in (2.16). This is a modular form of weight 12. From Proposition 2.2 it follows that

$$\begin{aligned} (9.1) \quad D\Delta &= \frac{1}{1728}(D(E_4^3) - D(E_6^2)) = \frac{1}{1728}(3E_4^2(DE_4) - 2E_6(DE_6)) \\ &= \frac{1}{1728}E_2(E_4^3 - E_6^2) = E_2\Delta. \end{aligned}$$

The expansion (2.17) shows that Δ has no zeros on \mathbb{H} and that it takes positive real values for τ on the positive imaginary axis. In the following, we will consider various roots Δ^α of Δ for $\alpha \in \mathbb{Q}$. Since Δ has no zeros on \mathbb{H} , these powers are holomorphic functions on the whole upper half-plane \mathbb{H} . A priori, Δ^α is only defined up to multiplication by a root of unity. We fix this

ambiguity so that Δ^α attains positive real values on the positive imaginary axis. With this convention (9.1) implies that

$$(9.2) \quad D(\Delta^\alpha) = \alpha E_2 \Delta^\alpha$$

for each $\alpha \in \mathbb{Q}$.

We need another auxiliary function, namely the *J-invariant* given as

$$(9.3) \quad J := E_4^3 / (E_4^3 - E_6^2) = \frac{1}{1728} E_4^3 / \Delta.$$

This is a holomorphic function on \mathbb{H} and its definition implies that

$$J(\tau) = \frac{1}{1728} q^{-1} + O(1) \text{ as } \text{Im}(\tau) \rightarrow +\infty.$$

Hence $J(\infty) = \infty$ (understood in a limiting sense). Moreover, (2.9) and (2.10) imply that

$$J(\rho) = 0 \text{ and } J(i) = 1.$$

It is well known that J maps the circular arc triangle T_0 as in (1.14) conformally to the closed lower half-plane, considered as a circular arc triangle with vertices $0, 1, \infty$ (see [Ch85, Chapter 6; Theorem 5, p. 90]).

It follows from (9.3) that we obtain a uniquely determined holomorphic third root of J by setting

$$J^{1/3} := \frac{1}{12} E_4 / \Delta^{1/3}.$$

Similarly, by (9.3) we have $J - 1 = \frac{1}{1728} E_6^2 / \Delta$, which allows us to define the holomorphic function

$$(J - 1)^{1/2} := \frac{1}{24\sqrt{3}} E_6 / \Delta^{1/2}.$$

Note that these definitions fix the ambiguity of $J^{1/3}$ and $(J - 1)^{1/2}$ in such a way that these functions take positive real values with τ on the positive imaginary axis with $\text{Im}(\tau)$ large.

The previous formulas can be rewritten as follows:

$$(9.4) \quad E_4 = 12J^{1/3}\Delta^{1/3}, \quad E_6 = 24\sqrt{3}(J - 1)^{1/2}\Delta^{1/2}.$$

We also have

$$(9.5) \quad \begin{aligned} DJ &= \frac{1}{1728} \left(\frac{3E_4^2 D(E_4)}{\Delta} - \frac{E_4^3 D(\Delta)}{\Delta^2} \right) \\ &= -\frac{1}{1728} E_4^2 E_6 / \Delta = -2\sqrt{3} J^{2/3} (J - 1)^{1/2} \Delta^{1/6}. \end{aligned}$$

We now want to represent s_4 as a ratio $s_4 = a_1/a_2$ of suitably chosen meromorphic functions a_1 and a_2 in the upper half-plane. We hope to find a second order ordinary differential that a_1 and a_2 satisfy as functions of

τ or some other auxiliary (local) variable. In view of the definition of s_4 , the proportionalities

$$\begin{aligned} a_1 &\sim \tau(E_2E_4 - E_6) - \frac{6i}{\pi}E_4, \\ a_2 &\sim E_2E_4 - E_6 \end{aligned}$$

are plausible. To implement this idea, it is crucial to introduce the correct normalizations. Accordingly, we define

$$(9.6) \quad a_2 := \Delta^{-5/12}(E_2E_4 - E_6).$$

The motivation for the factor $\Delta^{-5/12}$ is that in order to obtain a second order ODE for a_2 , it should be a (pseudo-)modular forms of weight 1 (as explained in [Za08, Section 5.4]). Note that $E_2E_4 - E_6$ has weight 6, Δ has weight 12, and so a_2 as defined above has weight 1.

On a more formal level, we will see that the definition of a_2 leads to the vanishing of an unpleasant E_2^2 -term under differentiation that one would expect from the formulas (2.13)–(2.15).

Indeed, by (4.3) and (9.2) we have

$$\begin{aligned} Da_2 &= \Delta^{-5/12}(D(E_2E_4 - E_6) - \frac{5}{12}E_2(E_2E_4 - E_6)) \\ &= \frac{5}{12}\Delta^{-5/12}(E_2^2E_4 + E_4^2 - 2E_2E_6 - E_2(E_2E_4 - E_6)) \\ &= -\frac{5}{12}\Delta^{-5/12}(E_2E_6 - E_4^2). \end{aligned}$$

This computation suggests that we should “match” a_2 with a normalized version of the function $E_2E_6 - E_4^2$ that appears in the denominator of the expression defining s_6 . As the latter expression corresponds to weight 8, the right normalizing factor here is $\Delta^{-7/12}$, and so we define

$$(9.7) \quad b_2 := \Delta^{-7/12}(E_2E_6 - E_4^2).$$

Then by (4.4) we have

$$\begin{aligned} Db_2 &= \Delta^{-7/12}(D(E_2E_6 - E_4^2) - \frac{7}{12}E_2(E_2E_6 - E_4^2)) \\ &= \frac{7}{12}\Delta^{-7/12}(E_2^2E_6 - 2E_2E_4^2 + E_4E_6 - E_2(E_2E_6 - E_4^2)) \\ &= -\frac{7}{12}\Delta^{-7/12}E_4(E_2E_4 - E_6). \end{aligned}$$

In particular, our formulas show

$$(9.8) \quad Da_2 = -\frac{5}{12}\Delta^{1/6}b_2, \quad Db_2 = -\frac{7}{12}E_4\Delta^{-1/6}a_2.$$

We will now convert this into J -derivatives. Note that the functions a_2 and b_2 depend on τ and can hence be considered locally as (multi-valued) functions of J . By the chain rule we have

$$Da_2 = \frac{da_2}{dJ} \cdot DJ.$$

Solving for $\frac{da_2}{dJ}$ and using (9.5) we arrive at

$$(9.9) \quad \begin{aligned} \frac{da_2}{dJ} &= \frac{Da_2}{DJ} = \frac{5}{24\sqrt{3}} J^{-2/3} (J-1)^{-1/2} b_2, \\ \frac{db_2}{dJ} &= \frac{Db_2}{DJ} = \frac{7}{24\sqrt{3}} E_4 \Delta^{-1/3} J^{-2/3} (J-1)^{-1/2} a_2 \\ &= \frac{7}{2\sqrt{3}} J^{-1/3} (J-1)^{-1/2} a_2. \end{aligned}$$

We need corresponding functions a_1 and b_1 satisfying the same differential system. We set

$$(9.10) \quad a_1 := \tau a_2 - \frac{6i}{\pi} E_4 \Delta^{-5/12}.$$

This choice of a_1 is dictated by the requirement

$$(9.11) \quad s_4 = a_1/a_2.$$

Then

$$\begin{aligned} Da_1 &= \frac{1}{2\pi i} a_2 + \tau Da_2 - \frac{6i}{\pi} D(E_4) \Delta^{-5/12} + \frac{5i}{2\pi} E_4 E_2 \Delta^{-5/12} \\ &= \tau Da_2 + \frac{i}{2\pi} \Delta^{-5/12} (-E_2 E_4 + E_6 - 4E_2 E_4 + 4E_6 + 5E_2 E_4) \\ &= \tau Da_2 + \frac{5i}{2\pi} \Delta^{-5/12} E_6 = -\frac{5}{12} \tau b_2 \Delta^{1/6} + \frac{5i}{2\pi} \Delta^{-5/12} E_6 \\ &= -\frac{5}{12} \Delta^{1/6} (\tau b_2 - \frac{6i}{\pi} E_6 \Delta^{-7/12}) = -\frac{5}{12} \Delta^{1/6} b_1, \end{aligned}$$

where

$$(9.12) \quad b_1 := \tau b_2 - \frac{6i}{\pi} E_6 \Delta^{-7/12}.$$

Note that

$$(9.13) \quad s_6 = \tau - \frac{6iE_6}{\pi(E_2E_6 - E_4^2)} = b_1/b_2.$$

Moreover,

$$\begin{aligned} Db_1 &= \frac{1}{2\pi i} b_2 + \tau Db_2 - \frac{6i}{\pi} D(E_6) \Delta^{-7/12} + \frac{7i}{2\pi} E_6 E_2 \Delta^{-7/12} \\ &= \tau Db_2 + \frac{i}{2\pi} \Delta^{-7/12} (-E_2 E_6 + E_4^2 - 6E_2 E_6 + 6E_4^2 + 7E_2 E_6) \\ &= \tau Db_2 + \frac{7i}{2\pi} \Delta^{-7/12} E_4^2 = -\frac{7}{12} \tau a_2 E_4 \Delta^{-1/6} + \frac{7i}{2\pi} \Delta^{-7/12} E_4^2 \\ &= -\frac{7}{12} \Delta^{-1/6} E_4 (\tau a_2 - \frac{6i}{\pi} E_4 \Delta^{-5/12}) = -\frac{7}{12} \Delta^{-1/6} E_4 a_1. \end{aligned}$$

In other words, the pair a_1, b_1 satisfies exactly the same system of equations (9.8) as the pair a_2, b_2 . It then follows that we also get the same system (9.9) for J -derivatives. We arrive at the following conclusion.

Proposition 9.1. *The functions a_1 and a_2 defined in (9.10) and (9.6) considered as functions of J form a fundamental system of the hypergeometric equation*

$$(9.14) \quad w''(z) + \frac{7z-4}{6z(z-1)}w'(z) - \frac{35}{144z(z-1)}w(z) = 0.$$

Proof. Equations (9.9) are true for the pair a_2, b_2 as well as for a_1, b_1 . For simplicity we use the notation $a = a_k$ and $b = b_k$ for $k = 1, 2$. Then we have

$$\begin{aligned} \frac{d^2a}{dJ^2} &= \frac{d}{dJ} \left(\frac{5}{24\sqrt{3}} J^{-2/3} (J-1)^{-1/2} b \right), \\ &= \left(-\frac{2}{3J} - \frac{1}{2(J-1)} \right) \frac{da}{dJ} + \frac{5}{24\sqrt{3}} J^{-2/3} (J-1)^{-1/2} \frac{db}{dJ} \\ &= -\frac{7J-4}{6J(J-1)} \frac{da}{dJ} + \frac{35}{144J(J-1)} a. \end{aligned}$$

The functions a_1 and a_2 are linearly independent, since $a_1/a_2 = s_4$ is not a constant. \square

The general form of the hypergeometric differential equation (see [Ca50, Part 7, Chapter 2] or [Bi65, Chapter 8]) is

$$(9.15) \quad w''(z) + \frac{z(1+\alpha+\beta)-\gamma}{z(z-1)}w'(z) + \frac{\alpha\beta}{z(z-1)}w(z) = 0.$$

So (9.14) corresponds to the parameters $\alpha = 7/12$, $\beta = -5/12$, $\gamma = 2/3$, or $\alpha = -5/12$, $\beta = 7/12$, $\gamma = 2/3$.

It follows (see [Ca50, Part 7, Chapter 2] or [Bi65, pp. 252–254] for more explanation) that $s_4 = a_1/a_2$ sends the closed lower J -half-plane to a circular arc triangle with angles $\lambda\pi, \mu\pi, \nu\pi$ corresponding to the J -values $0, 1, \infty$, respectively, where

$$\lambda = 1 - \gamma = 1/3, \quad \mu = \gamma - \alpha - \beta = 1/2, \quad \nu = \alpha - \beta = \pm 1.$$

Recall that the map J send the triangle T_0 (as defined in (1.14)) in the τ -plane conformally onto the closed lower J -half-plane so that $\rho \mapsto 0$, $i \mapsto 1$, and $\infty \mapsto \infty$.

This implies that s_4 sends T_0 to a circular arc triangle with vertices $s_4(\rho) = \rho$, $s_4(i) = -i$, and $s_4(\infty) = \infty$ so that at ρ we have angle $\pi/3$, at $-i$ we have angle $\pi/2$, and at ∞ we have angle π . It is not hard to see that X_0 as in Theorem 1.1 is the unique circular arc triangle with these properties. We skip the details (see [Bo22, Lemma 3.6] for a related argument) as this would add nothing new beyond what we already know by Theorem 1.1.

A similar conclusion can be derived for the functions b_1 and b_2 .

Proposition 9.2. *The functions b_1 and b_2 defined in (9.12) and (9.7) considered as functions of J form a fundamental system of the hypergeometric equation*

$$w''(z) + \frac{5z-2}{6z(z-1)}w'(z) - \frac{35}{144z(z-1)}w(z) = 0.$$

Proof. Again we use (9.9) and the notation $a = a_k$ and $b = b_k$ for $k = 1, 2$. Then we have

$$\begin{aligned} \frac{d^2b}{dJ^2} &= \frac{d}{dJ} \left(\frac{7}{2\sqrt{3}} J^{-1/3} (J-1)^{-1/2} a \right) \\ &= \left(-\frac{1}{3J} - \frac{1}{2(J-1)} \right) \frac{db}{dJ} + \frac{7}{2\sqrt{3}} J^{-1/3} (J-1)^{-1/2} \frac{da}{dJ} \\ &= -\frac{5J-2}{6J(J-1)} \frac{db}{dJ} + \frac{35}{144J(J-1)} b. \end{aligned}$$

The functions b_1 and b_2 are linearly independent, since $b_1/b_2 = s_6$ is not a constant. \square

This corresponds to a hypergeometric equation with $\alpha = 5/12$, $\beta = -7/12$, $\gamma = 1/3$ or $\alpha = -7/12$, $\beta = 5/12$, $\gamma = 1/3$.

It follows that $s_6 = b_1/b_2$ sends the closed lower J -half-plane to a circular arc triangle with angles $\lambda\pi, \mu\pi, \nu\pi$ corresponding to the J -values $0, 1, \infty$, respectively, where

$$\lambda = 1 - \gamma = 2/3, \quad \mu = \gamma - \alpha - \beta = 1/2, \quad \nu = \alpha - \beta = \pm 1.$$

This in turn implies that s_6 sends T_0 to a circular arc triangle with vertices $s_6(\rho) = \bar{\rho}$, $s_6(i) = i$, $s_6(\infty) = \infty$ so that at $\bar{\rho}$ we have angle $2\pi/3$, at i we have angle $\pi/2$, and at ∞ we have angle π . The triangle Y_0 as in Theorem 1.4 is the unique circular arc triangle with these properties.

The *Schwarzian derivative* of a meromorphic function $f(z)$ depending on a complex variable z is defined as

$$\begin{aligned} \{f, z\} &:= \frac{d^2}{dz^2} \log f'(z) - \frac{1}{2} \left(\frac{d}{dz} \log f'(z) \right)^2 \\ &= \frac{2f'(z)f'''(z) - 3f''(z)^2}{2f'(z)^2}. \end{aligned}$$

We have the following chain rule for the Schwarzian derivative

$$\{f \circ g, z\} = \{f, g\} \left(\frac{dg}{dz} \right)^2 + \{g, z\}.$$

If the functions w_1 and w_2 form the two fundamental solutions of the differential equation

$$w''(z) + p(z)w'(z) + q(z) = 0$$

with meromorphic coefficients p and q , then the ratio $f = w_1/w_2$ has a Schwarzian derivative given by

$$(9.16) \quad \{f, z\} = -p' - \frac{1}{2}p^2 + 2q.$$

This implies (see [Bi65, p. 253]) that the ratio $f = w_1/w_2$ of two fundamental solutions of the hypergeometric differential equation has the Schwarzian derivative

$$(9.17) \quad \{f, z\} = \frac{1 - \lambda^2}{2z^2} + \frac{1 - \mu^2}{2(1 - z)^2} + \frac{1 - \lambda^2 - \mu^2 + \nu^2}{2z(1 - z)},$$

where

$$\lambda = 1 - \gamma, \quad \mu = \gamma - \alpha - \beta, \quad \nu = \alpha - \beta.$$

For our function $s_4 = a_1/a_2$ we have $\lambda = 1/3$, $\mu = 1/2$, $\nu = \pm 1$, and so

$$(9.18) \quad \{s_4, J\} = \frac{4}{9J^2} + \frac{3}{8(1 - J)^2} + \frac{59}{72J(1 - J)}.$$

It is well known that (see [Bo22, Section 5], where this is derived)

$$(9.19) \quad \{\tau, J\} = \frac{4}{9J^2} + \frac{3}{8(1 - J)^2} + \frac{23}{72J(1 - J)}.$$

Using these formulas, (9.5), and (9.4), we see that

$$(9.20) \quad \begin{aligned} \{s_4, \tau\} &= \{s_4, J\}J'(\tau)^2 + \{J, \tau\} = (\{s_4, J\} - \{\tau, J\})J'(\tau)^2 \\ &= \frac{J'^2}{2J(1 - J)} = 24\pi^2\Delta^{1/3}J^{1/3} = 2\pi^2E_4. \end{aligned}$$

Similarly, for our function $s_6 = b_1/b_2$ we have $\lambda = 2/3$, $\mu = 1/2$, $\nu = \pm 1$, and so

$$(9.21) \quad \{s_6, J\} = \frac{5}{18J^2} + \frac{3}{8(1 - J)^2} + \frac{47}{72J(1 - J)}.$$

It follows that

$$(9.22) \quad \begin{aligned} \{s_6, \tau\} &= \{s_6, J\}J'(\tau)^2 + \{J, \tau\} = (\{s_6, J\} - \{\tau, J\})J'(\tau)^2 \\ &= J'^2 \left(-\frac{1}{6J^2} + \frac{1}{3J(1 - J)} \right) = \frac{J'^2(1 - 3J)}{6J^2(J - 1)} \\ &= 8\pi^2\Delta^{1/3}J^{-2/3}(3J - 1) = \frac{2}{3}\pi^2 \frac{E_6^2 + 2E_4^3}{E_4^2}. \end{aligned}$$

10. A DIFFERENTIAL EQUATION RELATED TO s_2

In order to imitate the approach from the previous section for s_2 , we consider the function

$$(10.1) \quad c_2 := \Delta^{-1/12}(E_2 + E_4^{1/2}).$$

Since our goal is to derive some differential equations, it suffices consider c_2 and other functions appearing in this section as locally defined meromorphic functions.

In particular, we think of $E_4^{1/2}$ as a holomorphic function of τ near a point $\tau_0 \in \mathbb{H} \setminus \Gamma(\rho)$ (where $E_4(\tau_0) \neq 0$) obtained from a locally consistent choice of the root. This also determines all powers $E_4^{n/2} = (E_4^{1/2})^n$, $n \in \mathbb{Z}$, near τ_0 and leads to consistent local definitions of c_2 and similar functions where these powers appear.

By (4.1) we have

$$\begin{aligned} Dc_2 &= \Delta^{-1/12}D(E_2 + E_4^{1/2}) - \frac{1}{12}\Delta^{-1/12}E_2(E_2 + E_4^{1/2}) \\ &= \frac{1}{12}\Delta^{-1/12}(-E_4 + E_2E_4^{1/2} - 2E_6E_4^{-1/2}). \end{aligned}$$

We introduce the new function

$$(10.2) \quad f_2 := 12E_4^{1/2}\Delta^{-1/3}Dc_2 = \Delta^{-5/12}(E_2E_4 - E_4^{3/2} - 2E_6).$$

We have

$$\begin{aligned} D(E_2E_4 - E_4^{3/2} - 2E_6) &= D(E_2)E_4 + E_2D(E_4) - \frac{3}{2}E_4^{1/2}D(E_4) - 2D(E_6) \\ &= \frac{1}{12}(E_2^2E_4 - E_4^2) + \frac{1}{3}(E_2^2E_4 - E_2E_6) - \frac{1}{2}(E_2E_4^{3/2} - E_4^{1/2}E_6) - E_2E_6 + E_4^2 \\ &= \frac{5}{12}E_2^2E_4 + \frac{11}{12}E_4^2 - \frac{4}{3}E_2E_6 - \frac{1}{2}E_2E_4^{3/2} + \frac{1}{2}E_4^{1/2}E_6, \end{aligned}$$

and so

$$\begin{aligned} Df_2 &= \Delta^{-5/12}D(E_2E_4 - E_4^{3/2} - 2E_6) - \frac{5}{12}\Delta^{-5/12}E_2(E_2E_4 - E_4^{3/2} - 2E_6) \\ &= \Delta^{-5/12}\left(\frac{11}{12}E_4^2 - \frac{1}{2}E_2E_6 - \frac{1}{12}E_2E_4^{3/2} + \frac{1}{2}E_4^{1/2}E_6\right) \\ &= -\frac{1}{2}E_4^{1/2}f_2 + \Delta^{-1/3}\left(\frac{5}{12}E_4^{3/2} - \frac{1}{2}E_6\right)c_2. \end{aligned}$$

Therefore, the functions c_2 and f_2 satisfy the system

$$(10.3) \quad \begin{aligned} Dc_2 &= \frac{1}{12}\Delta^{1/3}E_4^{-1/2}f_2, \\ Df_2 &= -\frac{1}{2}E_4^{1/2}f_2 + \Delta^{-1/3}\left(\frac{5}{12}E_4^{3/2} - \frac{1}{2}E_6\right)c_2. \end{aligned}$$

Let

$$(10.4) \quad c_1 := \tau c_2 - \frac{6i}{\pi}\Delta^{-1/12}.$$

Then

$$(10.5) \quad s_2^+ = c_1/c_2$$

and

$$\begin{aligned} Dc_1 &= \frac{1}{2\pi i}c_2 + \tau Dc_2 + \frac{i}{2\pi}\Delta^{-1/12}E_2 = \tau Dc_2 - \frac{i}{2\pi}\Delta^{-1/12}E_4^{1/2} \\ &= \frac{1}{12}\Delta^{1/3}E_4^{-1/2}(\tau f_2 - \frac{6i}{\pi}\Delta^{-5/12}E_4) = \frac{1}{12}\Delta^{1/3}E_4^{-1/2}f_1, \end{aligned}$$

where

$$f_1 := \tau f_2 - \frac{6i}{\pi}\Delta^{-5/12}E_4.$$

Then

$$\begin{aligned} Df_1 &= \frac{1}{2\pi i}f_2 + \tau Df_2 + \frac{5i}{2\pi}\Delta^{-5/12}E_2E_4 - \frac{2i}{\pi}\Delta^{-5/12}(E_2E_4 - E_6) \\ &= \tau Df_2 + \frac{i}{2\pi}\Delta^{-5/12}(6E_6 + E_4^{3/2}) \\ &= -\frac{1}{2}E_4^{1/2}f_1 + \Delta^{-1/3}\left(\frac{5}{12}E_4^{3/2} - \frac{1}{2}E_6\right)c_1. \end{aligned}$$

This shows that the pair c_1, f_1 also satisfies the system (10.3).

We now introduce the (multi-valued) function

$$(10.6) \quad u := E_6E_4^{-3/2} = (J-1)^{1/2}J^{-1/2}.$$

If we choose branches here so that $E_4^{1/2}$, and hence also $E_4^{-3/2}$, attains positive real values on the positive imaginary axis, then u maps the triangle U_0 defined in (1.18) onto the lower half-plane. This motivates introducing u as a new local variable for the functions c_k and f_k , $k = 1, 2$, in the same way as J was chosen as a convenient variable for the functions a_k and b_k in Section 9.

We have $1 - u^2 = 1728\Delta E_4^{-3}$, and so

$$E_4 = 12(1 - u^2)^{-1/3}\Delta^{1/3}, \quad E_6 = 24\sqrt{3}u(1 - u^2)^{-1/2}\Delta^{1/2}.$$

Moreover,

$$Du = D(E_6)E_4^{-3/2} - \frac{3}{2}E_6E_4^{-5/2}D(E_4) = -864\Delta E_4^{-5/2}.$$

It follows from the chain rule and the previous identities that for $k = 1, 2$ we have

$$\begin{aligned} \frac{dc_k}{du} &= \frac{Dc_k}{Du} = -\frac{1}{6 \cdot 1728}\Delta^{-2/3}E_4^2f_k = -\frac{1}{72}(1 - u^2)^{-2/3}f_k, \\ \frac{df_k}{du} &= \frac{Df_k}{Du} = -\frac{1}{1728}\Delta^{-4/3}\left(\frac{5}{6}E_4^4 - E_4^{5/2}E_6\right)c_k + \frac{1}{1728}\Delta^{-1}E_4^3f_k \\ &= (-10(1 - u^2)^{-4/3} + 12u(1 - u^2)^{-4/3})c_k + (1 - u^2)^{-1}f_k \\ &= (1 - u^2)^{-4/3}(12u - 10)c_k + (1 - u^2)^{-1}f_k. \end{aligned}$$

We now arrive at an analog of Propositions 9.1 and 9.2.

Proposition 10.1. *The functions c_1 and c_2 defined in (10.4) and (10.1) and considered as functions of u in (10.6) form a fundamental system of the Fuchsian equation*

$$(10.7) \quad w''(z) - \frac{4z+3}{3(1-z^2)}w'(z) + \frac{6z-5}{36(1-z^2)^2}w(z) = 0.$$

Proof. If we write $c = c_k$ and $f = f_k$ for $k = 1, 2$, then we have

$$\begin{aligned} \frac{d^2c}{du^2} &= \frac{d}{du} \left(-\frac{1}{72}(1-u^2)^{-2/3}f \right), \\ &= \frac{4u}{3(1-u^2)} \frac{dc}{du} - \frac{1}{72}(1-u^2)^{-2/3} \frac{df}{du} \\ &= \frac{4u}{3(1-u^2)} \frac{dc}{du} - \frac{1}{72}(1-u^2)^{-2/3} \left((1-u^2)^{-4/3}(12u-10)c + (1-u^2)^{-1}f \right) \\ &= \frac{4u}{3(1-u^2)} \frac{dc}{du} - \frac{1}{72}(1-u^2)^{-5/3}f - \frac{6u-5}{36(1-u^2)^2}c \\ &= \frac{4u+3}{3(1-u^2)} \frac{dc}{du} - \frac{6u-5}{36(1-u^2)^2}c. \end{aligned}$$

The functions c_1 and c_2 are linearly independent, since $c_1/c_2 = s_2^+$ is not a constant. \square

Equation (10.7) is a Fuchsian differential equation with three singular points, namely -1 , 1 , and ∞ . Accordingly, it can be transformed into the hypergeometric equation, but we will not pursue this here. We want to use (10.7) to obtain expression for the Schwarzian of s_2^+ with respect to various variables.

It follows from (9.16) that

$$\begin{aligned} \{s_2^+, u\} &= -\frac{d}{du} \left(-\frac{4u+3}{3(1-u^2)} \right) - \frac{1}{2} \left(-\frac{4u+3}{3(1-u^2)} \right)^2 + 2 \cdot \frac{6u-5}{36(1-u^2)^2} \\ &= \frac{4u^2+9u+5}{9(1-u^2)^2}. \end{aligned}$$

Let $v := \frac{1}{2}(u+1)$. Then we have

$$\begin{aligned} \{s_2^+, v\} &= \{s_2^+, u\} \cdot \left(\frac{du}{dv} \right)^2 + \{u, v\} \\ &= 4 \cdot \frac{4u^2+9u+5}{9(1-u^2)^2} = \frac{8v+1}{18v(v-1)^2} \\ &= \frac{1}{2(1-v)^2} + \frac{1}{18v(1-v)}. \end{aligned}$$

This implies (see (9.17)) that s_2^+ maps the upper v -half-plane onto a circular arc triangle with angles $\lambda\pi$, $\mu\pi$, $\nu\pi$, where $\lambda = 1$, $\mu = 0$, $\nu = 1/3$, and can be used to give an alternative proof of Theorem 1.7.

Note that $J = 1/(1 - u^2)$ and so

$$\{J, u\} = \{u^2, u\} = -\frac{3}{2u^2}.$$

It follows that

$$\begin{aligned} \{\tau, u\} &= \{\tau, J\} \cdot \left(\frac{dJ}{du}\right)^2 + \{J, u\} \\ &= \left(\frac{4}{9J^2} + \frac{3}{8(1-J)^2} + \frac{23}{72J(1-J)}\right) \cdot \frac{4u^2}{(1-u^2)^4} - \frac{3}{2u^2} \\ &= \frac{5u^2 + 31}{18(1-u^2)^2}. \end{aligned}$$

We conclude that

$$\begin{aligned} (10.8) \quad \{s_2^+, \tau\} &= (\{s_2^+, u\} - \{\tau, u\}) \left(\frac{du}{d\tau}\right)^2 \\ &= -4\pi^2 \frac{(u-1)(u+7)}{6(1-u^2)^2} 864^2 \Delta^2 E_4^{-5} \\ &= -\frac{1}{6}\pi^2 (u-1)(u+7) E_4 \\ &= \frac{1}{6}\pi^2 (E_4^{3/2} - E_6)(7E_4^{3/2} + E_6) E_4^{-2}. \end{aligned}$$

Note that $\{s_2^-, \tau\}$ is obtained by changing the sign of the root $E_4^{3/2}$ here; that is, with a locally consistent choice of this sign we have

$$(10.9) \quad \{s_2^-, \tau\} = \frac{1}{6}\pi^2 (-E_4^{3/2} - E_6)(-7E_4^{3/2} + E_6) E_4^{-2}.$$

11. REMARKS

1. While Corollaries 1.8, 1.3, 1.6 give good qualitative information on the location of the critical points of the Eisenstein series E_2 , E_4 , E_6 , one can use the connection to the polymorphic functions s_2 , s_4 , s_6 to obtain somewhat more precise information about these locations. Here the *real locus* of the functions s_k is important. To explain the main idea, we restrict ourselves to E_4 and s_4 .

Let $V \in \mathcal{V}$ with $\infty \notin V$. Then V contains a unique critical point $\tau_V \in V$ of E_4 according to Corollary 1.3 and we have $\tau_V \in \text{inte}(V)$ and $s_4(\tau_V) = \infty$. There exists a unique element $\varphi \in \bar{\Gamma}(2)$ such that $V = \varphi(V_0)$ and so we can

represent τ_V in the form $\tau_V = \varphi(\tau'_V)$ with $\tau'_V \in \text{inte}(V_0)$. Since $\varphi \circ s_4 = s_4 \circ \varphi$ (see Proposition 3.1), we then have

$$\varphi(s_4(\tau'_V)) = s_4(\varphi(\tau'_V)) = s_4(\tau_V) = \infty,$$

and so $s_4(\tau'_V) = \varphi^{-1}(\infty)$. Since $\varphi^{-1} \in \bar{\Gamma}(2) \subseteq \bar{\Gamma}$, we have $\varphi^{-1}(\infty) \in \mathbb{Q} \cup \{\infty\}$, but here the values $0, 1, \infty$ (corresponding to the vertices of V_0) are ruled out, because $\infty \notin V = \varphi(V_0)$. We see that

$$s_4(\tau'_V) = \varphi^{-1}(\infty) \in \mathbb{Q} \setminus \{0, 1\}.$$

In particular, $\tau'_V \in V_0$ lies in the intersection of one of the three sets $s_4^{-1}((0, 1))$, $s_4^{-1}((1, \infty))$ and $s_4^{-1}((-\infty, 0))$ with $\text{inte}(V_0)$. It easily follows from the discussion in the proof of Corollary 1.2 and Figure 5 that these intersections form three disjoint smooth curves in V_0 joining the vertices of V_0 asymptotically in pairs. For example, $s_4^{-1}((-\infty, 0)) \cap V_0$ is a curve \mathcal{C} that is contained in the interior of the union $T_0 \cup T_1 = U_0$ and joins 0 and ∞ (more precisely, $0, \infty \in \partial\mathcal{C}$). Similar results can be deduced for E_2 and E_6 (essentially, from Figures 8 and 6 by inspection).

These curves were first studied for E_2 and E_4 by Chen and Lin (see [CL19, CL24]; a graphical representation of the curves for E_2 is given in [CL19, Figure 3]). Very recently, similar curves for E_6 were considered in [Ch25].

2. Our approach to identifying the mapping behavior of s_k for $k = 2, 4, 6$ is admittedly somewhat *ad hoc*. It would be interesting to develop a more systematic theory that allows one to study the conformal maps associated with polymorphic functions that are connected with the problem of finding the critical points of modular forms. In [SS12] it was observed that if f is a modular form of weight k , then the associated function

$$(11.1) \quad s_f(\tau) := \tau + k \frac{f(\tau)}{f'(\tau)}$$

defined for $\tau \in \mathbb{H}$ is polymorphic in the sense that

$$(11.2) \quad \varphi \circ s_f = s_f \circ \varphi \text{ for } \varphi \in \Gamma.$$

Here the critical points of f , that is, the zeros of f' , correspond to the poles of s_f . Note that for $f = E_4$ and $f = E_6$ the associated functions s_f are s_4 and s_6 , respectively.

In order to determine the mapping properties of s_f , one can try to compute the Schwarzian derivative $\{s_f, \tau\}$, but, as we remarked, this leads to cumbersome computations if attempted directly.

In some cases one can arrive at explicit formulas by using some general properties. Indeed, it follows from (11.2) and the chain rule for Schwarzians that if $S(\tau) = \{s_f, \tau\}$, then

$$S \circ \varphi = S \cdot (\varphi')^{-2} \text{ for } \varphi \in \Gamma.$$

In other words, the Schwarzian S transforms like a modular form of weight 4. In the special case $f = E_4$ and $s_f = s_4$ one can say more here. Namely, (4.7) shows that s_4 has no critical points in \mathbb{H} which in turn implies that its Schwarzian $S(\tau) = \{s_4, \tau\}$ has no poles in \mathbb{H} . Therefore, this Schwarzian S is holomorphic in \mathbb{H} and transforms like a modular form of weight 4. To be a (holomorphic) modular form of weight 4, the function S should also have an expansion as a power series in q near ∞ . This follows from (6.1) by an easy calculation; actually,

$$(11.3) \quad S(\tau) = 2\pi^2 + O(q) \text{ as } \text{Im}(\tau) \rightarrow +\infty.$$

Since the space of modular forms of weight 4 is one-dimensional and spanned by E_4 , we conclude that $S = cE_4$ with some constant $c \in \mathbb{C}$. By (11.3) we have $c = 2\pi^2$ and we recover (9.20). From this one can in turn derive formula (9.18) which easily leads to a proof of Theorem 1.1.

A similar analysis can be given for s_6 . Formula (4.8) shows that each point in $\Gamma(\rho)$ is a simple critical point of s_6 and hence a double pole of the Schwarzian $S(\tau) = \{s_6, \tau\}$. Essentially, this accounts for the factor E_4^2 in the denominator of the last expression in (9.22). The numerator here has to be a modular form of weight $4 + 8 = 12$ and so is equal to an expression of the form $aE_6^2 + bE_4^3$ with $a, b \in \mathbb{C}$. The coefficients a and b can then be determined by comparing the q -expansions of $S \cdot E_4^2$ and $aE_6^2 + bE_4^3$ near ∞ . This leads to (9.22), to (9.21), and eventually to an alternative of proof of Theorem 1.4.

Ethical statement: The author states that there is no conflict of interest.

REFERENCES

- [Bi65] L. Bieberbach, *Theorie der gewöhnlichen Differentialgleichungen*. 2nd ed., Grundlehren der Mathematischen Wissenschaften 66, Springer, Berlin-Göttingen-Heidelberg, 1965.
- [Bo22] M. Bonk, *The quasi-periods of the Weierstrass zeta-function*. Enseign. Math. 71 (2025), 335–364.
- [Bu79] R.B. Burckel, *An Introduction to Classical Complex Analysis*. Birkhäuser, Basel, Stuttgart, 1979.
- [Ca50] C. Carathéodory, *Funktionentheorie. Zweiter Band*. Birkhäuser, Basel, 1950.
- [Ch85] K. Chandrasekharan, *Elliptic Functions*. Grundlehren der Mathematischen Wissenschaften 281, Springer, Berlin-Heidelberg, 1985.
- [Ch25] Z. Chen, *On the distribution of critical points of the Eisenstein series E_6 and monodromy interpretation*, Preprint, 2025.
- [CL19] Z. Chen and C.-S. Lin, *Critical points of the classical Eisenstein series of weight two*, J. Differential Geom. 113 (2019), 189–226.
- [CL24] Z. Chen and C.-S. Lin, *Critical points of the Eisenstein series E_4 and application to the spectrum of the Lamé operator*, J. Spectr. Theory 14 (2024), 959–990.
- [GO22] S. Gun, and J. Oesterlé, *Critical points of Eisenstein series*, Mathematika 68 (2022), 259–298.

- [SS12] H. Saber and A. Sebbar, *On the critical points of modular forms*, J. Number Theory 132 (2012), 1780–1787.
- [Schw] H.A. Schwarz, *Ueber diejenigen Fälle, in welchen die Gaussische hypergeometrische Reihe eine algebraische Function ihres vierten Elementes darstellt*, J. Reine Angew. Math. 75 (1873), 292–335.
- [Sch74] B. Schoeneberg, *Elliptic Modular Functions*. Springer, Berlin-Heidelberg-New York, 1974.
- [Za08] D. Zagier, *Elliptic Modular Forms and Their Applications*, in: The 1-2-3 of modular forms, Universitext, Springer, Berlin, 2008, pp. 1–103.

DEPARTMENT OF MATHEMATICS, UNIVERSITY OF CALIFORNIA, LOS ANGELES, CA 90095

Email address: mbonk@math.ucla.edu