

# Smart Glasses for CVI: Co-Designing Extended Reality Solutions to Support Environmental Perception by People with Cerebral Visual Impairment

Bhanuka Gamage  
bhanuka.gamage@monash.edu  
Monash University  
Melbourne, Australia

Leona Holloway  
leona.holloway@monash.edu  
Monash University  
Melbourne, Australia

Nicola McDowell  
n.mcdowell@massey.ac.nz  
Massey University  
Auckland, New Zealand

Thanh-Toan Do  
toan.do@monash.edu  
Monash University  
Melbourne, Australia

Dijana Kovacic  
dijana.kovacic@monash.edu  
Monash University  
Melbourne, Australia

Nicholas Price  
nicholas.price@monash.edu  
Monash University  
Melbourne, Australia

Arthur Lowery  
arthur.lowery@monash.edu  
Monash University  
Melbourne, Australia

Kim Marriott  
kim.marriott@monash.edu  
Monash University  
Melbourne, Australia

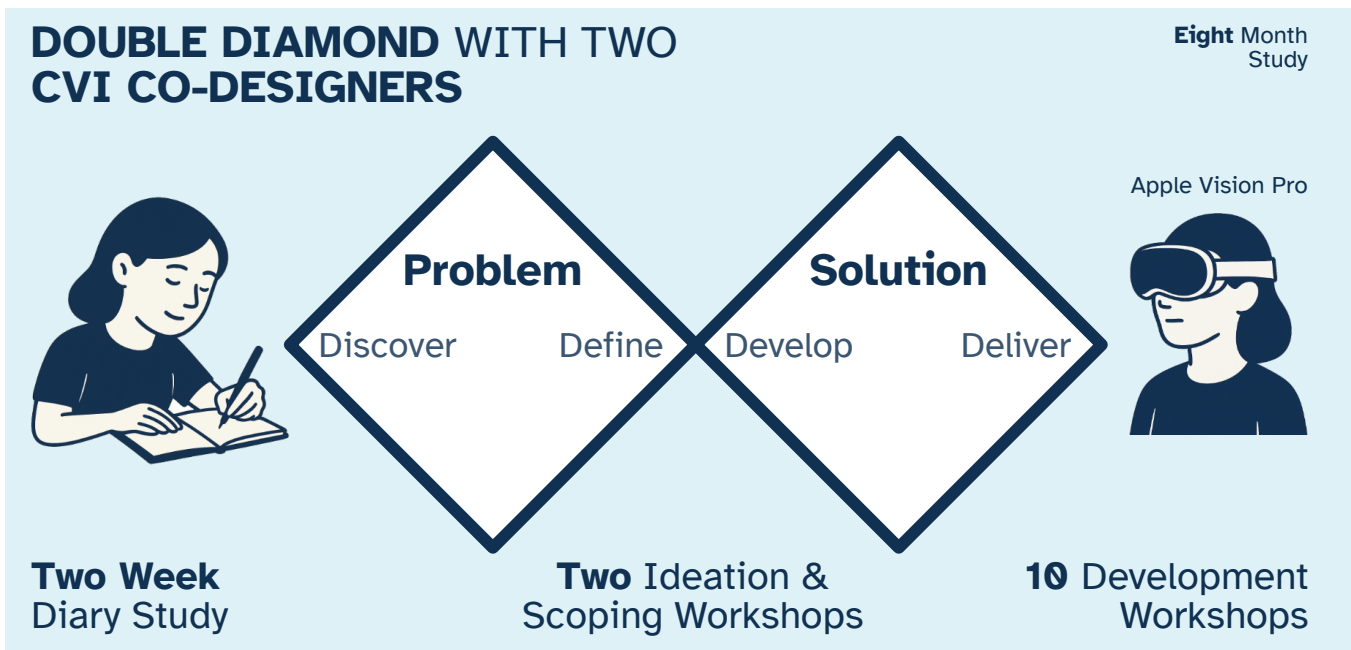


Figure 1: Overview of the study using a Double Diamond co-design process with two co-designers with CVI

## ABSTRACT

Cerebral Visual Impairment (CVI) is the set to be the leading cause of vision impairment, yet remains underrepresented in assistive technology research. Unlike ocular conditions, CVI affects higher-order visual processing—impacting object recognition, facial perception, and attention in complex environments. This paper presents a co-design study with two adults with CVI investigating how smart

glasses, i.e. head-mounted extended reality displays, can support understanding and interaction with the immediate environment. Guided by the Double Diamond design framework, we conducted a two-week diary study, two ideation workshops, and ten iterative development sessions using the Apple Vision Pro. Our findings demonstrate that smart glasses can meaningfully address key challenges in locating objects, reading text, recognising people, engaging in conversations, and managing sensory stress. With the rapid advancement of smart glasses and increasing recognition of CVI

as a distinct form of vision impairment, this research addresses a timely and under-explored intersection of technology and need.

## CCS CONCEPTS

• **Human-centered computing** → **Accessibility technologies; Interaction design process and methods; Ubiquitous and mobile devices**; • **Social and professional topics** → **People with disabilities**; • **Computing methodologies** → **Mixed / augmented reality**.

## KEYWORDS

cerebral visual impairment, assistive technology, co-design, double diamond, extended reality, augmented reality, apple vision pro

### ACM Reference Format:

Bhanuka Gamage, Nicola McDowell, Dijana Kovacic, Leona Holloway, Thanh-Toan Do, Nicholas Price, Arthur Lowery, and Kim Marriott. 2025. Smart Glasses for CVI: Co-Designing Extended Reality Solutions to Support Environmental Perception by People with Cerebral Visual Impairment. In *Proceedings of The 27th International ACM SIGACCESS Conference on Computers and Accessibility (ASSETS '25)*. ACM, New York, NY, USA, 23 pages. <https://doi.org/10.1145/nnnnnnn.nnnnnnn>

## 1 INTRODUCTION

Cerebral Visual Impairment (CVI) is the leading cause of childhood vision impairment in developed countries [40, 87, 113], and is projected to become a leading cause of adult vision impairment as these children transition into adulthood [14]. Unlike Ocular Vision Impairment (OVI), which stems from issues with the eye itself, CVI arises from disruptions to the brain's visual processing centres [111]. As a result, CVI often affects higher-order visual functions—such as object recognition, face perception, and visual attention—alongside or instead of lower-level functions like acuity or field loss [83, 98].

Recent advances in extended reality (XR) technologies [60] and artificial intelligence [130, 142, 145] have opened new possibilities for vision-based assistive tools. In particular, head-mounted XR displays offer a promising form factor due to their visual, wearable, and hands-free nature [61]. In this paper, we use the term “smart glasses” to specifically refer to head-mounted XR displays, such as the Apple Vision Pro [1]. This excludes devices without XR capabilities, such as the Ray-Ban Meta glasses [137]. Smart glasses have been widely explored for supporting people with ocular vision impairments [60, 78], including contrast enhancement, magnification, and navigational overlays [149–151]. While these technologies hold promise, their application to CVI remains largely unexplored.

Emerging work has begun to explore the potential of smart glasses for CVI, identifying key challenges and design opportunities [32, 79, 99]. However these studies have remained at the ideation stage, without advancing to the development or evaluation of real-world solutions. We therefore ask: **How can smart glasses alleviate current challenges faced by people with CVI when understanding and interacting with their immediate environment?**

To address this, we conducted an eight month co-design study with two adults with CVI (who are also co-authors). Guided by the Double Diamond design framework [9, 112], we began with a two-week diary study to uncover their everyday challenges and

management strategies. This was followed by individual ideation and scoping workshops identifying six representative challenges and potential design solutions. We then conducted ten iterative development workshops with our co-designers using the Apple Vision Pro to collaboratively prototype, test, and refine these solutions. Our specific contributions are:

- The first co-design study focused on developing and evaluating smart glasses as an assistive platform for adults with CVI.
- Evidence that smart glasses can address several key challenges faced by people with CVI when interacting with their environment: locating objects, reading text, recognising people, engaging in conversations, and managing sensory stress.
- Confirmation that visual augmentation of the immediate environment is well suited to people with CVI [32], except that there was a preference for challenges involving language to be presented in both text and speech.

With the rapid advancement of wearable XR and increasing recognition of CVI as a distinct form of vision impairment, this research addresses a timely and under-explored intersection of technology and need.

## 2 RELATED WORK

### 2.1 Smart Glasses and XR for Visual Assistance

Smart glasses—also referred to as head-mounted displays (HMDs)—have emerged as a promising form factor within assistive technologies. In a systematic review of HMD applications, Kim and Choi [61] identified 57 studies applying these devices in domains such as surgery, industrial maintenance, and assistive support. Their review emphasised the advantages of smart glasses' visual and hands-free form, particularly in contexts requiring continuous or context-aware interaction.

Focusing on applications for vision impairments, Li et al. [78] conducted a scoping review and found 41 studies exploring HMD-based solutions for people with low vision. They identified three principal categories of visual enhancement—augmented, modified, and virtual reality—collectively described as extended reality (XR). XR refers broadly to immersive technologies that include virtual reality (VR), augmented reality (AR), and mixed reality (MR) [58]. Li et al. found AR and MR to be especially relevant in assistive contexts where enhancing real-world perception is critical [34], while VR was primarily used for therapeutic or rehabilitative purposes.

Kasowski et al. [60] further expanded this landscape by reviewing 76 XR-based studies targeting people with low vision. These studies explored a variety of visual augmentation strategies—ranging from contrast enhancement [149–151] to spatial cues for navigation [42, 148]—and highlighted the growing potential of XR in augmentations for vision impairments. Importantly, Kasowski et al. called for more real-world validation and user-centred design approaches. However, their review did not include CVI, despite its growing recognition as a distinct form of brain-based visual impairment. This omission points to a broader gap: while smart glasses have been widely studied for ocular conditions, their application for CVI remains under-explored.

## 2.2 CVI-Specific Assistive Technologies

Despite growing interest in assistive technologies for vision impairments [31, 75, 78], research addressing the specific needs of people with CVI remains limited. Most existing work focuses on children through case studies [30, 71] or parent-reported experiences [36, 84], with minimal exploration of CVI-specific technology use in daily life. A scoping review by Gamage et al. [33] found only three studies that directly intersect CVI and assistive technology for daily life.

Early work by Birnbaum et al. [13] proposed that high-contrast, low spatial frequency visual stimuli could enhance awareness for people with CVI. They also speculated on the potential of AR/VR for real-time enhancement, though this did not progress into functional systems.

Pitt and McCarthy [99] investigated visual scene enhancement for augmentative and alternative communication (AAC) systems. While their work did not target CVI specifically, they identified techniques such as colour and light-dark contrast, motion, and scale manipulation as potentially beneficial for this population.

More recently, Lorenzini et al. [79] evaluated the use of portable HMDs in telerehabilitation to reduce device abandonment. Although participants with CVI were included, the study primarily focused on ocular impairments and did not explore CVI-specific visual needs or interaction strategies.

Gamage et al. [32] identified seven key challenges commonly faced by people with CVI: C1-Unawareness, C2-Locating, C3-Identifying, C4-Reading, C5-Sensory Overload, C6-Mobility and C7-Luminance & Contrast Sensitivity. Participants suggested various augmentation strategies—such as object highlighting and dynamic filtering—that could potentially support attention and navigation. However, the work remained at a conceptual level and emphasised the importance of co-designing solutions in collaboration with people with CVI to ensure validity and adoption.

## 2.3 Bridging CVI and XR: Gaps and Opportunities

Unlike ocular conditions, CVI originates from impairments in the brain rather than damage to the eyes or optic nerve. As a result, people with CVI often experience both lower and higher-level visual processing difficulties [83, 98]. Gamage et al. [32] emphasised this distinction, outlining five key differences between CVI and low vision: functional vision difficulties, modality preferences, complexity impact on vision, association with other neurological conditions, and the effects of vision rehabilitation. They argued that these nuances necessitate tailored approaches and that participatory methods such as co-design are crucial in developing meaningful assistive solutions.

HCI literature has consistently demonstrated the benefits of user involvement in the design of interactive systems, showing improved user satisfaction, better alignment with needs, and faster development cycles [68, 120]. These benefits are particularly critical in the context of assistive technology design [31, 78], where personalisation and contextual relevance are often non-negotiable. Duckett and Pratt [26] have also emphasised the importance of participatory research from the perspective of the visually impaired

community, who advocate for their active involvement in shaping both the research questions and the design process.

Morrison et al.'s [94] PeopleLens illustrates this approach. They developed a head-worn AI system through an extended co-design engagement with a single child who is blind in his daily school environment. The researchers were thereby able to iteratively develop features that meaningfully addressed his social and contextual needs—such as identifying classmates and supporting peer interaction. Their approach exemplifies the value of deep, context-aware collaboration in developing usable assistive systems.

Although smart glasses are gaining traction in assistive technology, their use for CVI remains largely unexplored [32, 33]. This paper addresses that gap by collaborating with two adults with CVI in an extended co-design process to develop and evaluate smart glasses as assistive tools. To our knowledge, this is the first study to translate CVI-specific challenges into functioning smart glass solutions through real-world prototyping and iterative collaboration.

## 3 METHODOLOGY

This eight-month study followed the Double Diamond design framework [9, 23], a structured, method-agnostic approach to design that emphasises user needs and iterative refinement. Prior work has shown that this approach aligns well with addressing the specific requirements from AT users [17, 43, 102, 106, 146]—leading to better user satisfaction and more practical assistive tools [17, 43]. The Double Diamond comprises of four phases—*Discover*, *Define*, *Develop*, and *Deliver*—each representing alternating divergent and convergent stages of the design process. This paper is structured around these four phases, with each section detailing the corresponding methods.

Within this framework, we adopted a co-design approach, working with end-users as equal partners [112]. As illustrated in Figure 1, combining co-design with the Double Diamond model helped us generate realistic insights (*Discover*), frame problems accurately (*Define*), ideate relevant solutions (*Develop*), and create usable outputs that are likely to be adopted (*Deliver*) [93]. This collaborative process also helps ensure that those involved understand and feel ownership of the outcomes.

### 3.1 Co-designers

This study involved close collaboration with two adults with CVI. We intentionally chose to work with a small group to allow a deep, individualised understanding of each participant's experiences and needs. This approach reflected that the study was an exploratory investigation aimed at surfacing key design challenges and assessing the feasibility of early prototypes. As noted in prior work [57, 94, 115], working closely with a small number of participants can yield rich, in-depth data—prioritising quality and nuance over quantity—which is especially valuable when designing highly personalised and context-aware assistive technologies.

Our first co-designer, **Dijana**, was formally diagnosed with CVI four years prior to the study, although she has lived with the condition since birth. Her contributions reflect the perspective of someone adapting to a diagnosis later in life. Our second co-designer, **Nicola**, acquired CVI as a result of a brain injury over twenty years ago. Having previously experienced typical vision, Nicola has

**Table 1: Details of the two co-designers.**

	Age Group	Gender	Age of Onset	Age of Diagnosis	Visual Difficulties (H: Higher-level, L: Lower-level)
Dijana	45 to 54	Female	Birth	45 to 54	H: Simultanagnosia, <sup>1</sup> L: Lower Visual Field Impairment
Nicola	35 to 44	Female	16	25 to 34	H: Simultanagnosia, Optic ataxia <sup>2</sup> , Hemi-attention <sup>3</sup> L: Hemianopsia <sup>4</sup>

<sup>1</sup> Difficulty perceiving multiple visual elements at once.

<sup>2</sup> Impaired reaching for objects using visual guidance.

<sup>3</sup> Reduced attention to one side of space.

<sup>4</sup> Loss of vision in one half of the visual field.

learned many vision rehabilitation techniques and brings both lived experience and professional expertise to the project as a researcher in the CVI field.

Both had prior collaborations with our team, interest in the technology, and familiarity with design processes. They understood that the developed technology might not result in a commercial product—an ethical consideration in AT design [94]. In recognition of their substantial contributions, both are co-authors of this paper.

The study ran from August 2024 to March 2025. Dijana contributed 17 hours, and Nicola 18, across various co-design activities. Both were compensated at standard institutional research assistant rates. Ethics approval was obtained from our institutional review board. Table 1 summaries demographic details.

### 3.2 Device Platform

Selecting an appropriate hardware device and platform was critical to supporting our exploration, particularly given the rapid evolution of head-mounted display (HMD) technology. Our primary objective was to investigate specific use cases of high-fidelity vision augmentation for people with CVI. As such, we prioritised visual rendering capabilities and system flexibility over immediate practicality or wearability.

Head-mounted visual augmentation systems typically employ either Optical See-Through (OST) or Video See-Through (VST) architectures [73]. OST systems, such as the Microsoft HoloLens, offer an unmediated view of the physical world but often has low fidelity augmentations. In contrast, VST systems—where the user perceives the world through pass-through camera feeds—offer tighter integration of digital content with physical scenes, enabling higher fidelity augmentation at the cost of direct visual access to the environment.

Given the exploratory focus of this study—evaluating whether smart glasses with visual augmentations can meaningfully support people with CVI—we selected a VST HMD: the Apple Vision Pro [139]. Its ability to deliver high-fidelity, spatially coherent visual overlays was essential for our use cases and justified the trade-off in reduced direct visual clarity associated with VST technology.

The device ran on visionOS 2 and supported development via Apple’s ARKit SDK [6, 140], allowing integration of spatial mapping, object tracking, and interactive overlays. Additionally, we obtained access to the Vision Pro’s enterprise APIs [4, 5], granting elevated privileges such as full camera access, custom model execution on

the Apple Neural Engine, and increased system resource allocation—capabilities critical for supporting real-time visual processing and experimentation.

Despite its advantages, the platform presented two key limitations:

1. *Limited eye-tracking data:* Raw eye-tracking data was not accessible; however, the system provided indicators when users gazed at interface elements. This functionality, designed for UI interactions feedback, was not sufficient for detailed gaze analysis but proved useful in some scenarios (as discussed later). The lack of fine-grained data limited certain research directions—a constraint shared across most commercial HMDs at the time.
2. *No pass-through manipulation:* The pass-through video feed could not be directly modified—only augmented with overlays. While most commercial VST systems share this limitation, the Varjo XR-4 was a notable exception, offering support for video modification [128]. However, this came at a significant performance cost, often reducing frame rates and introducing latency—trade-offs that could be detrimental for people with CVI.

Finally, we referred to the device as ‘glasses’ throughout the study to help co-designers envision a future with a less obtrusive form factor, despite the current prototype being a bulkier headset.

Co-design was a collaborative process in which the two co-designers brought their lived experience, while the research team supported translation into workable technical solutions. While the research team selected the device platform (Apple Vision Pro), facilitated workshop sessions, and addressed feasibility constraints, the design decisions were the result of conversations and experimentation between the researchers and co-designers. Co-designers identified the most important challenges they faced, added to the initial set of possible solutions during the ideation and scoping workshops (for instance, suggesting the user tap on a section of the page to enhance when reading), and in subsequent workshops they played a central role in refining prototypes by critically evaluating them and suggesting modifications, such as subtly scaling the text when reading and where to position name tags and arrows. This feedback was enhanced by ensuring the co-designers were familiar with the device platform and its capabilities and limitations. This was the result of allowing the co-designers to spend considerable time using

the device during the ideation workshops and in the subsequent workshops.

## 4 DIARY STUDY

We conducted a diary study as part of the *Discover* phase of our double diamond process, aimed at gaining a personal understanding of the two co-designers, their preferences, and the strategies they employ to navigate daily challenges.

### 4.1 Procedure

Diary studies are a well-established method for capturing detailed, time-sensitive, and context-specific data [16, 54, 96]. Prior work has shown their effectiveness in identifying the practical needs of people with vision impairments, informing the design of more effective assistive technologies [3, 55, 63].

The diary study spanned two weeks, during which co-designers documented their experiences on four selected days—two weekdays and two weekend days—to capture variation across daily routines. Entries were recorded using either a physical diary or a mobile app (e.g., Apple Notes). Each entry addressed: (1) CVI-related challenges, (2) the activity being performed, (3) the location, and (4) strategies used to manage the challenge.

To support consistency, co-designers were encouraged to set hourly reminders and received daily check-ins from the research team to provide assistance and sustain engagement. A sample diary entry provided to the co-designers is shown below:

#### Sample Diary Entry

**Date:** \*\*/\*\*/\*\*\*\*

**Description of the Challenge:** Difficulty reading text on a decorative background on a menu.

**Activity Being Performed and Location:** Lunch at a local cafe.

**Management Strategies:** Magnification feature on phone (not successful); asked the server for assistance.

Both co-designers intentionally selected four days they felt would yield varied and valuable insights, including activities in unfamiliar settings. Dijana included days spent attending an event with her daughter, while Nicola chose days involving out-of-state travel for an academic conference.

### 4.2 Data Analysis

The collected diary entries were compiled and analysed. Dijana contributed 18 entries and Nicola 20, across their selected days. Three researchers independently categorised each entry by challenge type, which were then grouped into seven high-level categories, identified in [32]. Any discrepancies in coding were discussed and resolved through consensus. Subsequently, two researchers conducted a deductive thematic analysis of the strategies co-designers used to manage challenges, identifying four primary strategy types:

- **Adapting & Compromising:** Modifying the approach or accepting a reduced outcome.
- **Pre-planning & Preparation:** Anticipating and preparing in advance.

- **Seeking Help & Asking for Assistance:** Requesting support from others.
- **Using Technology & Tools:** Leveraging devices or tools to complete tasks.

### 4.3 Challenges

Our analysis surfaced several recurring challenges that affect everyday functioning for people with CVI. Figure 2 presents the categorised challenges identified through the diary study. Some entries were associated with multiple categories, resulting in a total challenge count exceeding the number of entries. Notably, all entries mapped to one or more of the seven high-level challenges [32].

Beyond the nature of individual challenges, the contexts in which they occurred also varied significantly. Nicola's entries were often situated in professional environments, including international travel and academic commitments, while Dijana's challenges were primarily in domestic and caregiving contexts. This highlights the diverse situational demands placed on assistive technologies—requiring flexibility across domains of use.

Both co-designers reported feeling stress due to sensory overload in crowded settings, which negatively impacted their concentration and task performance. This recurring theme suggests that assistive systems for CVI must not only enhance vision but also reduce sensory overload, a key consideration previously discussed in AR research [25].

These insights into the challenges faced by each co-designer helped contextualise their everyday experiences and informed our interpretation of how they approached those challenges—laying the groundwork for understanding their management strategies.

### 4.4 Management Strategies

Both co-designers employed personalised strategies to manage CVI-related challenges, though often had to adapt or compromise to complete everyday tasks, as summarised in Figure 2. Notably, Dijana tended to minimise reliance on external assistance, instead favouring pre-planning and preparation to help her navigate complex environments. She described this approach in the following entry:

*Walking through a crowded shopping centre. Pre-planning is required to visit stores where I only need to purchase items and limit my time in the shopping centre to prevent overstimulation.*

In contrast, Nicola was more inclined to seek help when needed, particularly during unfamiliar situations encountered while travelling internationally during the study. This is reflected in the following entries:

*Arrived at destination airport and had to find the taxi stand. I was unable to see the taxi stand sign, so I went back into the airport and asked for directions.*

*Trying to find a room for a conference session after lunch. Gave up trying to locate it myself and followed a colleague.*

These contrasting approaches—Dijana's reliance on structured pre-planning and Nicola's preference for situational assistance—may

Challenge	Entries	For each challenge an example from the description section of the diary entry	High-Level Challenge	Total	Management Strategy
Locating objects	3 <b>D</b>	Unable to locate certain items at local grocery store due to item I wanted to buy was out of stock	[C2] Locating	11	Adapting & Compromising [D,N] Seeking Help & Asking for Assistance [D,N]
	2 <b>N</b>	Looking for a specific item on a shelf at the chemists			
Locating places	1 <b>D</b>	Purchasing hot food at canteen located at an unfamiliar soccer club			
	2 <b>N</b>	Trying to find a room for a conference session after lunch			
Locating people	3 <b>N</b>	Unable to visually locate someone who was calling my name	[C4] Reading	10	Adapting & Compromising [D,N] Seeking Help & Asking for Assistance [N] Using Technology & Tools [D,N]
Reading text	3 <b>D</b>	Unable to read small print on a bottle of cooking sauce			
	7 <b>N</b>	Reading labels on cabinet food in a café I have only been to once before	[C1] Unawareness	10	Adapting & Compromising [D] Pre-planning & Preparation [D, N] Seeking Help & Asking for Assistance [N] Using Technology & Tools [D]
Awareness of Hemianopsia side	4 <b>D</b>	Walking down staircase at my daughters dance hall			
	2 <b>N</b>	Unable to locate a gate at the airport due to stairs to it being on my right			
Awareness of people	2 <b>N</b>	Knowing when the air host was about to serve me on the plane			
Awareness of places	1 <b>N</b>	Unable to locate a gate at the airport due to stairs to it being on my right			
Awareness of text	1 <b>N</b>	Missed a comment in an article using track changes which was on the right side of the screen	[C3] Identifying	8	Adapting & Compromising [D, N] Seeking Help & Asking for Assistance [N]
Recognising due to Simultanagnosia	2 <b>D</b>	Mapping out where the sewing box was located in my home that I do not often use			
	5 <b>N</b>	Finding specific people in a big room with a large group of people			
Recognising people	2 <b>N</b>	Meeting someone I hadn't met in-person at a prearranged meeting point, which I wasn't familiar with	[C5] Sensory Overload	7	Adapting & Compromising [N] Pre-planning & Preparation [D] Seeking Help & Asking for Assistance [N] Using Technology & Tools [N]
Stress due to sensory overload	2 <b>D</b>	Walking through a crowded shopping centre			
	4 <b>N</b>	Looking in a shop that was very busy, not looking for anything in particular			
Face-to-face conversations	1 <b>N</b>	Difficulties focusing and hearing the person I was talking to due to a lot of background noise, movement and visual stimuli	[C6] Mobility	5	Adapting & Compromising [D, N] Pre-planning & Preparation [D]
Route finding	2 <b>D</b>	Attending my daughters dance performance			
	2 <b>N</b>	Trying to find a room for a conference session after lunch			
Motor coordination	1 <b>N</b>	Walking from carpark to building, very uneven footpath, stumbled and tripped a few times	[C7]	1	Using Technology & Tools [D]
Brightness	1 <b>D</b>	Harder to navigate around my bedroom [...] without some type of soft minimal lighting			

Figure 2: Diary study analysis summarising key challenges experienced by each co-designer, the number of related diary entries, example quotes, corresponding high-level challenges, total occurrence counts, and management strategies. Management strategies are annotated with [D, N] to indicate whether they were used by Dijana, Nicola, or both. [C7] denotes the category of Luminance and Contrast Sensitivity.

be shaped by individual personality traits, but are also likely influenced by the time elapsed since the onset of their CVI and the progression of their adaptive strategies. Similar patterns have been observed in prior work among people with vision impairments, where people adopt different strategies depending on personal characteristics and their stage of adjustment to vision loss [105]. Importantly, contextual factors also played a role: Nicola was travelling during the study, making advance planning more difficult and reinforcing her need for flexible, situational support.

Understanding these challenges not only revealed the specific barriers faced by each co-designer, but also offered critical insight into the preferences, behaviours, and contexts that shaped their management strategies—fulfilling the diary study’s aim of grounding the design process in the lived experiences of the co-designers.

## 5 IDEATION AND SCOPING WORKSHOP

The ideation and scoping workshop addressed two key objectives within the Double Diamond design process.

First, it supported the *Define* phase—part of the initial Problem diamond—by helping each co-designer articulate and refine the specific difficulties they face in daily life. Second, it initiated the *Develop* phase—the beginning of the Solution diamond—by exploring possible smart glasses-based solutions tailored to those difficulties.

As an outcome of this process, each co-designer selected four difficulties to guide further exploration of possible solutions. This ensured that the research direction was grounded in their lived experiences, individual challenges, and personal preferences.

### 5.1 Procedure

Each workshop consisted of a three session with each co-designers, facilitated by the primary researcher. The session was divided into four parts:

**Discussing Difficulties:** The first part focused on defining the specific difficulties co-designers face in their daily lives. The session began by revisiting the challenges documented in the diary study. Co-designers reviewed, modified, and extended this list with additional difficulties drawn from their own lived experience. For completeness, we then incorporated a set of difficulties identified in prior work [32], which was based on a larger cohort of people with CVI. The finalised list is presented in the “Difficulties” column of Figure 10 (in the Appendix).

**Introduction to the Device Platform:** Following the definition of difficulties—marking the transition from the *Define* to *Develop* phase—co-designers were introduced to the Apple Vision Pro. As this was their first time using the device, the researcher guided them through its on-boarding and calibration process. Co-designers then explored several demonstration applications to explore the device’s augmented reality capabilities. Afterwards, they shared initial impressions and feedback.

**Ideating Possible Solutions:** The third part focused on generating possible smart glasses-based solutions for the defined difficulties. A possible solution was defined as a viable design concept that could address a specific difficulty using the capabilities of the device. For example, for the difficulty “Locating items in a cluttered environment,” possible solutions included “Highlighting the object” or

“Providing auditory directions.” The ideation process was grounded in the co-designers’ direct, hands-on experience with the device. To expand the design space, we also explored opportunity areas identified in prior work [32]. The resulting possible solutions are presented in the “Possible Solutions” column of Figure 10 (in the Appendix).

**Selecting Difficulties to Explore Further:** Given our main goal was to explore how smart glasses can overcome difficulties faced by the co-designers, we used these ideated possible solutions as a lens to identify which difficulties were perceived as most addressable through smart glasses.

We did this by asking each co-designer to rate the usefulness of all previously ideated solutions on a 3-point scale (1=not useful, 2=somewhat useful, 3=very useful). We then filtered the original list of difficulties—identified during the workshop phase—to include only those that had at least one associated solution rated as ‘very useful.’ This process prioritised difficulties that were both relevant to the co-designers and seen as addressable by smart glasses.

Following this, each co-designer selected four key difficulties to carry forward into the development phase, in collaboration with the primary researcher. These selections were primarily guided by the co-designers’ lived experiences, priorities, and motivation to continue exploring the challenges. The researcher provided additional input regarding technical feasibility and novelty, ensuring that the selected directions were both actionable within the device’s capabilities and under-explored in existing literature.

For example, difficulties related to ‘Brightness’ (C7–Luminance & Contrast Sensitivity) were excluded due to hardware constraints that prevented adjustments to screen brightness and pass-through video. Similarly, ‘Route finding’ (C6–Mobility) was excluded, as this is already well-addressed by academic [103, 149] and commercial solutions [37, 46].

By making sure the final selections were personally meaningful to the co-designers and practically viable, this process laid a strong foundation for the development phase that followed.

### 5.2 Identified Difficulties

During the workshop discussions, co-designer’s revealed two difficulties that were not identified in either the diary study or prior work [32]. This underscores the value of the workshop as a complementary method for surfacing more nuanced, context-dependent challenges.

The first new difficulty related to processing auditory and visual information simultaneously, as described by Nicola:

*“If you want someone with CVI to see you, don’t expect them to hear you, and if you want them to hear you, don’t expect them to see you.”*

This reflects a sensory integration issue, in which the cognitive demands of managing multiple modalities can impair visual processing. While this phenomenon is commonly observed in lived experience with CVI, it remains underrepresented in clinical assessments and standard low vision evaluation protocols [67]. Following discussion, this difficulty was categorised under C5–Sensory Overload.

The second difficulty, raised by Dijana, involved sensitivity to blue light, particularly flickering light sources such as screens and



emergency vehicle sirens. While specific sensitivity to blue light is less documented for people with CVI, Photophobia<sup>1</sup> has been reported in approximately one-third of children with CVI [52]. Recent studies have also explored the use of assistive technology to mitigate light sensitivity in broader populations [35, 44, 45]. After discussion, this challenge was categorised under C7–Luminance & Contrast Sensitivity.

The full, updated list of 20 difficulties considered during the workshop is presented in the Difficulties column of Figure 10 (in the Appendix).

### 5.3 Feedback on the Device Platform

Both co-designers expressed enthusiasm for the Apple Vision Pro, particularly its immersive augmented reality features, and recognised its potential as a visual assistance tool. At the same time, both noted the device’s bulky form factor as a barrier to everyday use. Despite this limitation, they were optimistic about future iterations, anticipating that ongoing advancements in wearable technology would lead to more compact, socially acceptable designs. This insight guided discussions toward designing for a future scenario where such capabilities may exist in everyday glasses-like devices.

### 5.4 Ideated Possible Solutions

During this stage, both co-designers contributed actively to the ideation process, generating a range of possible solutions tailored to the previously defined difficulties. Many of these ideas were grounded in their lived experiences and informed by their first-hand interaction with the device platform.

For instance, Nicola proposed enhancing text readability by reformatting printed text one word at a time, triggered by eye-gaze—an approach aimed at reducing visual clutter and improving focus. She also suggested using the glasses to assist with attention management by selectively muting or dimming irrelevant auditory and visual stimuli to help focus on a specific person or object. Dijana offered a solution to mitigate her sensitivity to blue light, proposing that the glasses digitally transform intense blue hues—such as those from screens or sirens—into darker, less problematic tones.

In total, 45 distinct possible solutions were generated across the 20 identified difficulties (as detailed in the Possible Solutions column of Figure 10 in the Appendix).

### 5.5 Selected Difficulties for Development

Through collaborative discussion sessions, each co-designer selected four key difficulties to carry forward into the development phase. Notably, two difficulties were selected by both co-designers, while the remaining two reflected each person’s unique lived experience. As shown in Figure 3, these six final difficulties span four of the seven high-level challenges. These six difficulties shaped the direction of the subsequent *Develop* and *Deliver* phases, guiding the ten co-design development workshops described in the following sections. Beyond defining the problem space, the ideation and scoping workshop established a collaborative design partnership—centring the co-designers’ lived experiences and priorities to ensure that development efforts remained both meaningful and actionable.

<sup>1</sup>Difficulty tolerating light

Selected Difficulties		High-level Challenge
Dijana	Visual attention	C5: Sensory Overload
	Face-to-face conversations	
Both	Stressed due to sensory overload	C2: Locating
	Locating items in a cluttered environment	
Nicola	Recognising people	C3: Identifying
	Reading text	C4: Reading

**Figure 3: Selected difficulties identified by each co-designer to guide the focus of smart-glass solution development during the development workshops. Difficulties are colour-coded by co-designer (Dijana: pastel orange, Nicola: cyan, Both: brown) and mapped to corresponding high-level challenges.**

## 6 DEVELOPMENT WORKSHOPS

The development workshops aimed to collaboratively design and refine solutions for the six key difficulties identified by the co-designers. Figure 11 (in the Appendix) shows the primary focus of each workshop. While earlier ideas were revisited and refined in later sessions, the figure highlights the main design explorations per workshop.

Two of the four selected difficulties were specific to each co-designer, so some solutions were initially developed with only one participant. To ensure broader feedback, these were later shared with the other co-designer. For instance, solutions for ‘Reading Text’—developed with Nicola—were presented to Dijana during Workshop V for feedback.

### 6.1 Procedure

The development workshops took place at the co-designers’ homes and were primarily led by the first author, supported by another researcher from the team. Each session lasted between two to four hours. Co-designers were encouraged to take breaks as needed and actively discuss how well the possible solutions worked, identifying strengths and areas needing improvement. Each workshop typically followed these three stages:

**Discussion of Possible Solution:** At the beginning of each session, the first author presented the solution to the co-designers. This was done with an active discussion, supported by a set of guiding questions designed to prompt deeper engagement—for example, whether any visual elements should be modified or if the motion and behaviour of specific overlays felt intuitive. As the co-designers interacted with the system, the research team documented their feedback.

**Modifications Based on Feedback:** The team when possible, made immediate changes to the solution. For instance, if a visual component appeared too small or if co-designers suggested a different colour, adjustments were implemented immediately. This iterative approach enabled rapid improvements and immediate evaluation of modifications.

**Evaluation of User Experience:** Conducting workshops in the co-designers’ homes allowed assessments in a familiar and realistic environment. To evaluate how effectively the solutions worked in



practice, specific scenarios reflecting actual usage were recreated. Furthermore, discussions also considered how the solutions might function in less familiar contexts, such as public settings.

## 6.2 Design Exploration

This section details the design exploration phase, focusing on the possible solutions for the six previously identified difficulties. Each subsection summarises what the co-designers liked (✓) and disliked (✗), and the key takeaway (💡).

**Locating items in a cluttered environment:** A total of 28 design options were explored across two areas: informing users about an object already within their view, and directing the user towards the object if it was out of view. Techniques explored were inspired by prior design studies in assistive technology [76, 151] and HCI [24, 38, 147].

- ✓ Co-designers preferred visual methods that directly highlighted or outlined the target object using their preferred colours—Dijana selected pastel orange, while the Nicola preferred cyan. Figure 4 illustrates examples of these techniques. Nicola highlighted the additional benefit for users with optic ataxia:  
*The highlighting not only helps draw visual attention, but it also helps with optic ataxia. It's because it's actually outlining the exact shape more clearly so I know the exact size of the object to grab.*
- ✓ Darkening the surrounding environment to highlight the target object was also positively received:  
*The clutter being darkened out and makes the object very obvious. Interestingly the darkening has a calming effect.*
- ✓ For objects outside the immediate field of view, co-designers preferred a large arrow pointing toward the target, offset from their central vision. Dijana described the benefit clearly:  
*This approach works better because the arrow is offset and peripheral. It should disappear once facing the object.*
- ✗ Co-designers disliked visuals pointing generally to areas rather than directly to objects, especially those involving movement or constantly changing indicators. Nicola explained this clearly:  
*"When I see that pointer, it might not be where it actually is, you will need to then figure out where it's pointing to."*
- ✗ Glowing indicators at the edges of vision as a way to direct the user towards an object was found to be irritating and ineffective.
- ✗ Auditory methods, either alone or combined with visuals, were not preferred. These included spatial sounds from the object's location and spoken directions telling the user where to turn. Nicola explained the difficulty in figuring out where sounds were coming from, especially in noisy places:  
*"I can't visually locate where the sound is coming from. I don't think it will be very reliable. I would just be looking around trying to figure out where the sound is coming from."*
- 💡 Co-designers found the smart glasses were effective for locating items in cluttered environments. They preferred stable visual highlights over audio, found darkening improved focus and comfort, and favoured peripheral arrows to guide attention toward objects outside the field of view.

**Reading text:** We explored 13 design options across two categories: visual augmentations and text-to-speech. Techniques explored were inspired by prior design studies in assistive technology, mainly for people with low-vision [150].

- ✓ Both co-designers reacted positively to the text-to-speech solution, which enables users to tap any section of text to hear it read aloud. Nicola described this feature as potentially:  
*"Life changing, this is awesome, I would use this a lot. I have stopped reading magazines, but I would go back to reading magazines because of this."*
- ✓ Co-designers strongly preferred a combined solution that integrated text-to-speech with Overlay Mode II—an interface that presents enhanced text at the top of the page (see Figure 5). They found this multimodal design particularly effective in noisy environments such as restaurants or supermarkets, where they relied primarily on auditory information. Importantly, the visual overlay was not used as the primary channel for consuming content in these settings. Instead, it served as a form of system feedback—confirming what the device had recognised and was reading aloud. This distinction highlights a critical nuance in modality design: although the system offered both visual and auditory outputs, co-designers used them in a complementary, sequential way—not simultaneously for parallel information processing.
- ✓ An interesting observation arose during the exploration of Overlay Mode II (see Figure 5). A feature termed 'Subtle Scaling', which uses the device platform's visual feedback system (described under limitations in Section 3.2) was added. This feature slightly enlarges the text line the user is viewing (illustrated in Figure 5), which guided visual attention without overwhelming the field of view. Both co-designers reported that this subtle scaling was effective and found it improved their reading experience.
- ✓ Both co-designers valued the customisability of visual settings, such as font type, size, colour, background colour, and line spacing, as well as text-to-speech options including playback speed and voice selection. These preferences align with findings from prior research for children with CVI [117].
- ✗ While both co-designers found Overlay Mode I effective, they struggled with hand-tracking precision due to optic ataxia (see Overlay Mode I – Single Line in Figure 5). To mitigate this, we expanded the interactive control area to reduce the need for fine motor input (see Overlay Mode I – Multi Line in Figure 5). However, even with this adjustment, the interaction remained challenging. Both co-designers suggested that smooth eye-tracking would provide a more accessible alternative, but this could not be implemented due to current hardware limitations.
- 💡 Smart glasses was identified as a powerful tool for reading through visual overlays and customisable text-to-speech. Preferences varied by context, underscoring the importance of adaptive, multimodal support in everyday environments.

**Face-to-face conversations:** We explored six design options across two strategies—reducing visual clutter and background noise—to support focus during face-to-face conversations.

## Highlighting



**Figure 4: Examples of the 28 design options explored to address the difficulty of locating items in a cluttered environment. Green bars indicate options that were liked by both co-designers, while red bars indicate options that were not preferred.**

- Both co-designers reported that drawing a virtual rectangular frame around the upper body of the conversation partner, coupled with dimming the surrounding environment, improved their ability to focus on the speaker (see Figure 6). This approach was especially effective for Dijana, who described a marked improvement in her visual integration:

*"Something in my visual pathway falls into place because of this. You were able to recreate how it feels if my CVI went away. I was able to start the process of integrating those senses."*

Further exploration of this design revealed that the reduction in visual clutter and the presence of a defined outline around the speaker helped direct attention more effectively. As Dijana noted, *"Dark lighting helps reduce the visual clutter, the outline helps me focus on the person."*

- Both co-designers expressed a preference for a stable, fixed rectangular frame rather than a dynamically adjusting cutout that precisely traced the speaker's silhouette. The latter was found to be visually distracting due to continuous updates triggered by small movements. In contrast, a static box allowed for natural body motion without requiring constant visual adjustments.
- In scenarios involving multiple speakers, Dijana initially proposed combining individual frames into a single larger one. However, after further discussion, both co-designers favoured an adaptive approach where the system highlights only the current speaker. This dynamic switching was perceived as more effective for tracking conversations.
- In terms of reducing background noise, the co-designers differed in their preferences. Nicola favoured the use of active noise cancellation, while Dijana preferred an unaltered auditory environment. To evaluate these preferences, Apple AirPods Pro [138] were connected with the device platform to enable selective noise reduction. Nicola observed that for her:

*"Adding the noise cancellation has a bigger effect for the conversation compared to the box around the person."*

These differing preferences suggest that future systems should offer users flexible control over audio settings, enabling them

to adapt the experience to their specific sensory needs and environments.

- During the sessions, Nicola proposed an additional idea: displaying real-time captions during speech to support comprehension. There is substantial existing research on real-time captioning and translation for hearing accessibility [49, 50, 97], and Li et al. [77] have also contributed a detailed design space analysis in this area. However, due to time constraints, we did not explore this direction further in our study.

- Despite the effectiveness of reducing visual clutter, Nicola noted that she had independently developed personal cognitive strategies over time to achieve similar outcomes:

*"If you have given this to me [many] years ago, this would have been awesome. Essentially what you have done, it's brilliant, but I've done that myself mentally through other strategies. It will be very useful for someone who has newly acquired CVI. I know which things distract me and has trained my brain."*


This insight suggests that such interventions may be more valuable for people with newly acquired CVI, whereas those with longstanding experience may have developed management strategies.

- Smart glasses supported face-to-face conversations by reducing visual clutter. Co-designers preferred dimmed surroundings and a stable virtual box around the speaker, which helped sustain focus—particularly useful for people with newly acquired CVI in social settings.

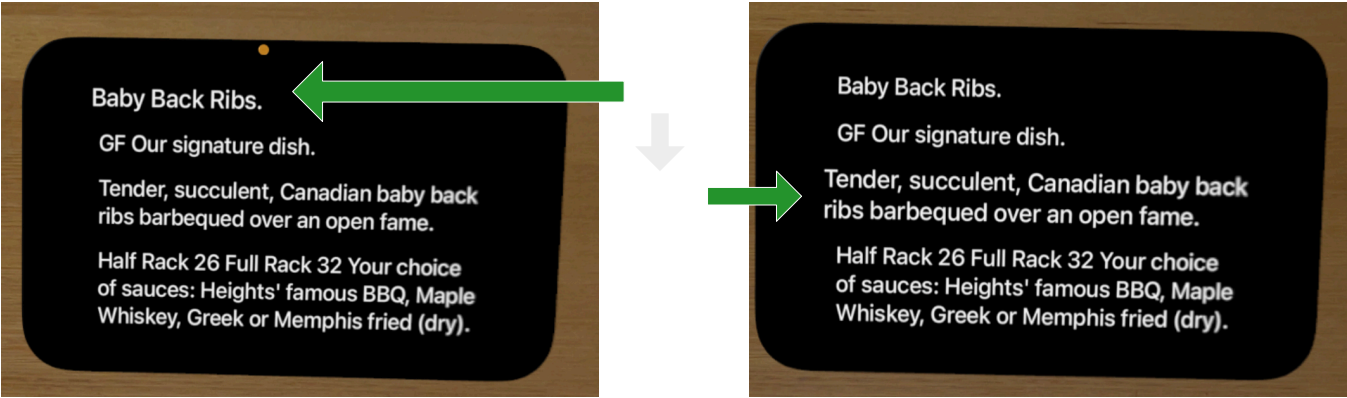
**Recognising People:** Two design options were developed to support person recognition using both visual and auditory modalities. Techniques explored were inspired by prior work in XR that explores name tag placement on both objects [8] and people [122, 134].

- Both co-designers responded positively to the idea of displaying virtual name tags for people in the environment, rather than relying solely on auditory identification cues. In the initial design, the name tag was positioned above the person's head. However,

Text Overlay Modes



- Overlay Mode I - Single Line**  
Replaces the text on the page enhancing the single line where the user's finger is placed
- Overlay Mode I - Multi Line**  
Combines multiple lines together for a wider control area
- Overlay Mode II**  
Attached text box to the top of the page



**Subtle scaling effect** when the user glances at a sentence-preferred by both co-designers. This is indicated by the green arrows, showing the user's eye movement from the first to the third line.

Figure 5: Examples of the 13 design options explored to support the difficulty of reading text. The top row presents different text overlay modes, while the bottom row shows a subtle scaling effect triggered by eye gaze movement. Green bars indicate options the user liked, whereas yellow bars indicate options that were effective but ultimately not preferred due to practical limitations.

Nicola raised concerns about the practicality and accessibility of this placement:

"When I meet someone, I don't want to look up, it's a bit unnatural. This would also affect people with visual field issues [hemianopsia], if its too high above the person's head."

In response, the tag's position was revised to appear just below the chin, enabling easier visibility through a brief downward glance (see Figure 7).

- ✓ The co-designers emphasised the importance of the system being able to automatically recognise familiar people and display their name tags without requiring any explicit user input. Nicola illustrated a common scenario where this functionality would be particularly beneficial:

"The biggest [use case] for me is when people are walking towards me, and they are coming to talk to me, and then I am like who is this?"

- ✓ Both co-designers emphasised the importance of name tags that adapt dynamically based on user interaction and context. To address this, we prototyped behaviours such as *Scaling on Glance*, where the name tag briefly enlarges upon direct gaze, and *Fade After Recognition*, where it gradually disappears after being viewed. These adaptations aim to provide timely identity cues while minimising visual clutter, aligning with cognitive load reduction principles in assistive interface design [56, 72].
- ✗ Despite the perceived usefulness of virtual name tags, both co-designers expressed concerns about potential information




## Reduce Visual Clutter



Adds a box around their upper body while dimming the environment



The box stays fixed and stable relative to the person to avoid visual clutter



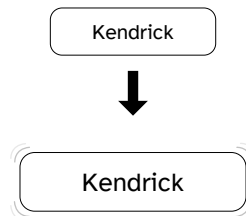
Distracting and unstable silhouette, especially with movement

Figure 6: Examples of design options explored to address the difficulty of face-to-face conversations. Green bars indicate options that were liked by both co-designers, while red bars indicate options that were not preferred.

## Adding a Name Tag



Name tag added to approaching person near the chin



Name tag expands when the user glances at it



Name tag fades away after the user glances

Figure 7: Examples of design options explored to support the difficulty of recognising people. Green bars indicate options that were liked by both co-designers.

overload. Specifically, they did not want the device to continuously display name tags for every detected person, which could lead to unnecessary visual clutter. To address this, the idea of *Photo-Based Recognition* was proposed, allowing users to contribute photos of known people to help train the glasses. This approach could improve recognition accuracy while allowing the user greater control over which people are identified in the interface.

💡 Both co-designers found the virtual name tag to be a subtle yet effective tool for recognising people.

**Visual attention:** We explored 14 design options across five solution areas aimed at guiding visual attention. Design options explored were inspired by other studies in the field, which have used similar methods for guiding visual search [80, 81] and navigation [65].

✅ One proposed solution involved adding visual markers to highlight the most salient items within the user's field of view (see

Figure 8). When a user glanced at a marked item, the colour of the marker would change to indicate that the object had been visually seen. Both co-designers responded positively to this feature. Dijana remarked that the markers were helpful for drawing attention: *“It’s good, it’s more attention grabbing.”* While both co-designers found visual markers initially helpful for attracting attention, they cautioned that excessive or persistent prompts could become distracting or fade into the background.


- ✓ Another solution was inspired by the ‘wagon wheel’ strategy, a technique used by some people with CVI to incrementally build a visual understanding of a scene [90]. This method involves moving the gaze outward from a central fixation point in a radial pattern—similar to the spokes of a wagon wheel—while consistently returning to the centre. To support this, a visual aid was designed where the glasses would initially dim the full scene, then progressively reveal circular zones expanding from the centre. This gave users a visual map of which areas had already been scanned (see Figure 8). Nicola strongly supported this approach, noting its potential to help users learn how to systematically build a mental map of their surroundings.
- ✗ Both co-designers strongly disliked the approaches that direct visual attention deliberately such as reducing peripheral vision (see Reducing Peripheral Vision in Figure 8). Dijana reported experiencing symptoms of visual vertigo and nausea as a result of this method. Similarly, Nicola expressed significant discomfort, stating: *“With my hemianopsia, I only have half of my vision, and if you take away more of my vision, that frightens me. I know that when I walk through the world I am already missing three quarters of the world.”*
- ✗ Nicola expressed skepticism regarding the general usefulness of visual markers designed to capture attention. She noted that in many cases, being unaware of certain elements in her environment was not problematic, and that being visually prompted about numerous items could become overwhelming: *“I’m blissfully unaware [...] of the things in my scene. I’m not bothered by the fact that I don’t see everything, and all of a sudden seeing a lot of things can be stressful.”* Nevertheless, she acknowledged that such markers could be beneficial if the system were context-aware and able to selectively highlight only the most relevant objects.
- ✗ Dijana echoed similar concerns about overusing visual prompts. She cautioned that excessive exposure to markers could lead to decreased effectiveness, as prompts might become visually assimilated into the scene: *“Don’t keep the prompt for longer, because once it’s there in the scene it can become part of it.”* She emphasised the need to minimise visual clutter by limiting markers to only the most critical items. Eye-tracking was proposed as a potential strategy to enable context-aware presentation of markers, but technical constraints prevented further exploration within this study. These reflections suggest that attention-guiding interventions must strike a careful balance between providing support and avoiding cognitive intrusion—especially for people with CVI.
- 💡 Co-designers felt that while attention-guiding features—like the wagon wheel technique or visual markers—were not effective

as real-time assistive tools, they showed promise as training devices. These methods helped illustrate how to direct attention, but often caused discomfort or overload in everyday use. They also highlighted the need for systems that support learning without becoming burdensome during everyday tasks. Co-designers found that smart glasses could be a tool to teach people how to guide their attention, using methods like the wagon wheel. They also found visual markers helped guide attention, but also introduced discomfort and cognitive overload. Co-designers emphasised the need for personalised, context-aware systems that balance support with sensory limits—especially in cluttered or visually demanding environments.


**Stressed due to sensory overload:** The goal of this design exploration was not to support specific daily tasks, but to help co-designers manage and mitigate sensory-induced stress—particularly to prevent what they described as a ‘CVI meltdown’, a state of overwhelming sensory distress [88, 89]. A total of 16 design options were explored.

- ✓ Both co-designers expressed a preference for having the ability to completely block visual input from the external environment using the smart glasses. This was described by Nicola as *“taking a calm break in a calm space,”* emphasising the need for sensory block in moments of overload.
- ✓ Their preferred method for achieving this involved using the pre-built immersive virtual environments available on the device platform (see Figure 9). Nicola commented: *“It’s useful when you need to totally shut off from the world.”* For Dijana, these environments had a direct impact on emotional regulation: *“It calms the mental and emotional states.”*
- ✓ Both emphasised the potential of the device to serve a proactive role in detecting physiological signs of stress and intervening before sensory overload occurs. Nicola noted a correlation between her CVI meltdowns and a drop in heart rate variability (HRV), a known biomarker of stress [47, 62, 64, 110]. Dijana similarly reported physical exhaustion due to visual fatigue. These observations suggest that integrating biometric data from connected wearables, such as smartwatches, could enable real-time stress monitoring and early intervention.
- ✓ The co-designers also responded positively to the Mindfulness app included on the device platform (Figure 9). This application guides users through a breathing exercise. Both reported feeling calmer after using the app. However, further empirical validation is needed to assess its long-term effectiveness.
- ✗ An initial design goal was to reduce sensory overload by filtering out irrelevant visual information from the user’s environment. However, a major limitation of the device platform was the inability to directly modify the pass-through video feed from the onboard camera. Attempts to obscure elements in the real-world view using virtual overlays often resulted in additional visual clutter, undermining the goal of simplification. This highlights a broader challenge in AR-based assistive design: techniques intended to simplify the visual field must avoid introducing new sources of clutter or distraction.

## Use Marker to Grab Attention

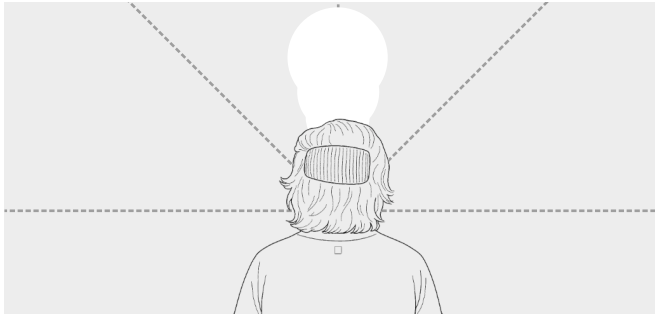


The system identifies the most salient object within the scene and overlays them with a blue marker to draw the user's attention



When the user glances at the object, the marker changes to green, serving as a visual confirmation

## Guide through the Wagon Wheel



User is able to move their head freely and the regions of the environment transition from the dimmed state to a visible state as they are viewed

## Reducing Peripheral Vision



Dims the environment around a capsule-shaped region fixed to the centre of the field of view

**Figure 8: Examples of the 14 design options explored to support the difficulty of Visual Attention. Illustrated options include virtual markers for guiding attention, dynamic dimming to reduce distractions, and spatial techniques like the 'wagon wheel' to progressively reveal visual information based on head orientation. Green bars indicate options that were liked by both co-designers, while red bars indicate options that were not preferred. Yellow bars indicate options that were effective but ultimately not preferred.**

Both co-designers recognised that smart glasses help manage stress by offering visual disengagement through immersive environments and mindfulness tools. Future integration with biometric signals like HRV may enable proactive, personalised support to prevent CVI meltdowns and promote emotional well-being.

### 6.3 Outlook and Optimism

Both co-designers expressed strong optimism about smart glasses as a visual aid for people with CVI. Nicola, initially skeptical, became enthusiastic by the study's end:

*"Initially I was skeptical about the usefulness of the glasses, but by the end, I want to buy one of these and*

*cannot wait for it [smart glasses with the explored solutions] to be commercially available."*

This enthusiasm echoes broader findings, where OVI users reported improved independence and quality of life with smart glasses [129]. However, issues such as affordability and technical limitations remain barriers to broader adoption [141].

## 7 DISCUSSION

This section discusses the findings from this study and its implications for smart glass research for people with CVI. We aim to answer our primary research question: **How can smart glasses alleviate current challenges faced by people with CVI when**




## Create Calm Space



Built-in virtual environments

## Mindfulness App



Apple Mindfulness app in a virtual environment

**Figure 9: Examples of design options explored to address stress caused by sensory overload. Strategies include (left) presenting calming virtual environments, and (right) integrating the Apple Mindfulness app within an immersive setting to support emotional regulation. Green bars indicate options that were liked by both co-designers.**

**understanding and interacting with their immediate environment?**

### 7.1 For which challenges are smart glasses useful?

Our findings show that smart glasses can successfully support people with CVI to manage challenges such as locating items in cluttered environments, reading text, recognising people, and facilitating face-to-face conversations. Co-designers highlighted a secondary benefit in mitigating stress caused by sensory overload. However, features aimed at directing visual attention were seen as less effective and potentially adding to cognitive load. Instead, these were valued more as training tools for learning how to guide visual attention.

For locating, many of the co-designers' visual preferences—such as static highlights and darkened backgrounds for contrast—mirrored those reported by people with low vision [151]. However, unlike people with low vision, our co-designers did not find auditory cues helpful for locating objects. This aligns with prior research on CVI, which highlights challenges in integrating spatial audio information [32, 70, 98].

For reading text, while prior work has explored smartphone-based text reading aids [39, 125], few studies have examined in-situ text augmentation using AR [150]. Our work extends this by embedding both visual and auditory support directly into the physical reading environment—a combination both co-designers preferred.

With respect to face-to-face communication, to the best of our knowledge, this is the first study exploring the use of smart glasses to support conversations by reducing visual clutter and background noise.

For recognising people, AT research has primarily focused on providing auditory identification cues [12, 20, 69, 152]. To our knowledge, there has been limited exploration of visual-only identification aids. One notable exception is the work by Jain et al. [51], who proposed an augmented reality visual aid to support face recognition

for people with prosopagnosia<sup>2</sup>. However, their study primarily focused on the development of the underlying machine learning system and did not involve validation with end users affected by prosopagnosia.

All techniques for guiding visual attention explored in our study involved manipulating virtual elements overlaid between the user's eyes and the device platform's pass-through video. This approach aligns with other studies in the field, which have used similar methods for guiding visual search [80, 81] and navigation [65]. However, prior research has investigated saliency modulation directly on the pass-through video to influence attention [92, 123, 124, 131]. Due to device platform limitations discussed in Section 3.2, we were unable to explore direct modification of the pass-through video. Future work should investigate the effectiveness of such approaches for supporting visual attention in people with CVI.

To manage stress caused by sensory overload for people with CVI, we believe our research is the first to specifically explore the use of immersive virtual environments in smart glasses. While virtual reality has been widely studied in the context of stress reduction and sensory regulation [95, 118, 132], its targeted application for CVI populations remains under-explored. We believe this study represents an early step toward understanding how stress reduction interventions may indirectly enhance daily functioning for people with CVI. This work aligns with growing interest in designing technologies that support emotional resilience for neurodiverse people [74, 121].

**Does this generalise to other challenges?** While we investigated only six difficulties faced by people with CVI, we believe similar designs will be of benefit for many of the other previously identified challenges [32]. During the iterative development process, we observed that designs intended to target one difficulty often offered benefits for others.

For instance, the use of visual highlighting to locate items (C2-Locating) also proved useful for drawing attention to salient objects in busy visual scenes (C5-Sensory Overload). Visual markers

<sup>2</sup>Prosopagnosia, or face blindness, is a cognitive condition that impairs the ability to recognise familiar faces despite otherwise intact visual and cognitive abilities.



used to guide or redirect attention (C5-Sensory Overload) may enhance situational awareness (C1-Unawareness), as suggested by prior work [80, 81]. Similarly, edge-based highlighting techniques could also benefit users with difficulties in subject and background separation (C7-Luminance and Contrast Sensitivity). Likewise, the use of 3D directional arrows (C2-Locating) were discussed by our co-designers as potentially suited to navigation (C6-Mobility), and the solutions we developed to support recognising people (C3-Recognising) was also envisioned for locating people, e.g., asking the glasses to “Find Wendy,” with the device displaying a name tag when Wendy was identified—bridging C3-Recognising and C2-Locating.

The cross-challenge value of many designs may stem from their alignment with the broader cognitive-perceptual patterns of high-level visual difficulties. While smart glasses have been widely explored for supporting lower-level visual difficulties such as visual field and visual acuity [60], there is little research into their role in addressing higher-level visual difficulties [33].

Both co-designers in our study were diagnosed with simultanagnosia—a high-level visual difficulty characterised by an inability to perceive multiple objects simultaneously. This condition has been shown to impact all six of the selected difficulties explored in our study [10, 21, 29, 59, 107, 126]. More recent findings also describe a dynamic constriction of visual attention under environmental complexity [119], highlighting the evolving nature of how these conditions are understood.

Notably, both co-designers reported that the smart glasses helped alleviate some aspects of their simultanagnosia. This aligns with prior neurological work in simultanagnosia, that explored the use of visual properties (e.g., contrast, colour) to bias visual processing toward other visual pathways [127]. Our solutions—many of which rely on strong visual cues such as highlighting and overlays—may align with these visual pathways, potentially supporting or even modulating perception at a neurological level. Dijana, for example, described the impact of the virtual box added during conversations as: *“Something in my visual pathway falls into place because of this.”*

While promising, these findings must be interpreted with caution. Simultanagnosia is only one of many higher-level visual difficulties observed in people with CVI. Other conditions—such as akinetopsia (motion blindness)<sup>3</sup>, palinopsia<sup>4</sup>, and visual snow<sup>5</sup>—present fundamentally different perceptual challenges and often co-occur with complex neurological conditions such as cerebral palsy [82, 86].

Because both co-designers in this study shared the same diagnosis, our design process and findings were naturally shaped around their specific perceptual experiences. As such, while our results suggest that certain visual strategies (e.g., strong colour contrast, spatial overlays) may benefit people with simultanagnosia, their applicability to other high-level visual impairments remains uncertain.

**Can smart glasses also serve as a rehabilitation tool for people with CVI?** Prior research highlights the role of neuroplasticity in reshaping visual processing through targeted interventions [11, 18, 22, 91, 133, 135]. For instance, prior studies on perceptual

learning show that targeted exposure can improve face recognition by people with prosopagnosia [15]. While neuroplasticity alone cannot overcome CVI—a lifelong condition rooted in neurological differences—it can support adaptation by strengthening compensatory pathways and strategies over time.

Both co-designers speculated that repeated use of smart glasses might contribute to such adaptation, helping users learn to manage their visual experiences more effectively. Dijana articulated this potential explicitly:

*“I genuinely think with the right input, some people with CVI could be trained for their brain to go into how it should be.”*

While these reflections are speculative, they align with emerging VR-based research for people with CVI [85] that explores how immersive virtual environments can promote perceptual learning. Importantly, this is not about reversing CVI, but about learning to live with it—developing tools and strategies that make it easier to interpret and interact with the world.

These reflections highlight the fluid boundary between assistive technology and rehabilitative intervention. For certain difficulties—like locating items in cluttered environments—smart glasses were perceived by our co-designers as potentially serving an assistive role, offering compensatory support for abilities unlikely to be restored. In contrast, for difficulties like guiding visual attention, the device was viewed as a potential rehabilitative aid, helping users develop attentional strategies over time. The co-designers suggested that the role of the device might change over time and vary by user context. Younger users, in particular, might prioritise long-term skill development and cognitive adaptation, while older users might focus on immediate, task-oriented support. Future assistive technologies should accommodate this fluidity—supporting both real-time assistance and long-term perceptual development, depending upon the user’s goals.

## 7.2 What are the key considerations and challenges for smart glasses to be an effective assistive tool?

While our study highlights the potential of smart glasses to address key challenges faced by people with CVI, we cannot fully answer our primary research question without first examining the design and implementation barriers that shape their real-world effectiveness. This section outlines the critical considerations that must be addressed for smart glasses to function as reliable and impactful assistive technologies.

**Hyper-Personalisation:** CVI is not a single condition but an umbrella term encompassing a wide range of brain-based visual processing difficulties [27, 83, 109]. People with CVI may present with varied impairments, including both lower and higher-level visual processing impairments [83, 98]. In the following sections, we illustrate the need for hyper-personalisation informed design by considering user-specific visual conditions and context-aware adaptations.

**User-Specific Visual Conditions:** Even within our small co-designer group, solution preferences varied due to differences in visual impairments. For example, overlays for locating objects had to avoid

<sup>3</sup>An inability to perceive motion, resulting in the world appearing as static frames.

<sup>4</sup>Visual afterimages that persist even after the object has moved.

<sup>5</sup>A persistent visual disturbance resembling TV static or flickering dots.

the right visual field for Nicola due to her hemianopsia. Similarly, determining what constitutes a ‘salient’ feature depends on individual attention profiles—for instance, a tendency to miss blue-coloured objects could warrant targeted visual markers only on them. The onset and developmental history of CVI also shaped interaction preferences. Dijana benefited from the face-to-face conversation aid, while Nicola had already developed robust compensatory strategies, reducing the perceived value of it. These observations underscore the limitations of one-size-fits-all approaches and highlight the need for highly adaptive systems [2, 41, 136].

**Context-Aware Adaptation:** Smart glasses are uniquely positioned to interpret contextual cues, given their alignment with the user’s field of view [61]. Throughout the study, context-awareness emerged as a critical requirement for adapting augmentations effectively. For example, highlighting required dynamic adjustments to environmental lighting—brightening visuals in dim settings while avoiding over-illumination in bright ones. Similarly, text-to-speech speed needed to adapt to background noise levels, slowing down in distracting environments and speeding up in quieter contexts.

Both co-designers expressed interest in integrating physiological indicators—such as heart rate variability [110], eye movements [48], or pupil dilation [100]—to inform real-time adjustments. These bio-signals are increasingly recognised as reliable proxies for cognitive load and emotional state [114, 116], offering a promising pathway towards truly adaptive and responsive assistive experiences. This points to the value of designing adaptive systems that use real-time signals—not just from the environment but also from the user—to modulate assistive strategies dynamically.

**Usability Consideration:** While general accessibility principles remain applicable [28], several CVI specific usability concerns emerged.

**Presentation modalities:** Generally co-designers preferred environmental information to be presented visually. This aligns with prior literature on CVI assistive needs [32, 33]. Smart glasses enable this through visual overlays such as highlights and name tags, embedding directly into the user’s environment. This is in contrast to devices like smartphones, where augmentations can only be viewed indirectly on a 2D screen. As Nicola reflected:

*"These kinds of visual overlays—like the highlight around the object—really help. When it outlines the exact shape, it makes it easier to judge size and position, which is what I need to grab things properly. It shows where the object is, so it feels natural."*

In contrast, however, for the two tasks involving language—reading and face-to-face conversation—there was a preference for the conversation and text to be presented both visually and aurally. This is interesting because prior research has found no effect of mode of input (listening, reading, or listening and reading simultaneously) on verbal comprehension by adults who do not have CVI [108]. More research is required to investigate if, in fact, dual presentation is beneficial and whether it reduces cognitive load.

**Interaction Modalities:** For control input, co-designers favoured voice interaction. Using SiriKit, we enabled simple voice commands to trigger specific assistive functions (e.g., ‘Hey Siri, find

*my cup.*). While these were limited to predefined actions, this approach proved both intuitive and accessible. This preference is in line with broader accessibility literature on natural language interaction for people with vision impairments [7, 101].

**Seamless Integration:** Beyond the ability to issue commands, co-designers expressed a need for the system to anticipate and activate appropriate tools automatically. Rather than requiring constant manual input, they preferred tools that could activate and deactivate based on the situation—reducing the need for ongoing interaction. For instance, we implemented a mechanism that automatically stopped object highlighting once the user’s hand touched the target. This served both to confirm successful interaction and to minimise visual clutter. In the context of CVI, where cognitive and sensory load are already high, these subtle system adaptations play a critical role in enhancing usability and promoting sustained use.

**The Role of Colour:** Colour preferences were highly personal but showed consistent cognitive implications. Racey et al. [104] found that preferred colours can bias attention, memory encoding, and aesthetic perception. In our study, this was reflected in Dijana’s preference for pastel orange and Nicola’s for cyan—both co-designers reported that using their preferred colours in visual augmentations enhanced clarity and overall comfort.

At the same time, colours must remain legible in diverse visual environments. Following accessibility best practices, colour choices should adapt dynamically based on background luminance and contrast requirements to maintain visibility and reduce perceptual strain.

**Managing Cognitive Load:** An important consideration was the need to minimise visual clutter. Despite a general preference for visual modalities, moving, flashing, or overly dense visualisations were poorly tolerated (refer to the preferred and disliked examples of highlighting in Figure 4). Co-designers reported that they either ignored such elements, or else they actively contributed to sensory overload. This aligns with prior work showing that poorly designed AR augmentations can lead to confusion, fatigue, and frustration—even among people with typical vision [25, 53, 66]. This underscores the need for minimal, non-intrusive, and spatially relevant augmentations—co-designed to align with personal cognitive thresholds [19].

**Current Technological Limitations:** Like many emerging technologies, smart glasses face practical constraints, including performance in environmental variability, hardware limitations, and battery life [61, 143]. These challenges are compounded by limitations in machine learning—such as reliability issues [144] and accuracy constraints on low-power devices [32]. Nevertheless, the technology is evolving rapidly, with many of these issues steadily being addressed.

## 8 LIMITATIONS AND FUTURE WORK

This study marks an important first step—an exploratory investigation into how smart glasses can support people with CVI. However, much work remains to be done.

A key limitation of this study is the small sample size (n=2). While this allowed for deep, individualised engagement and the

development of highly personalised solutions, it limits the generalisability of our findings. The design decisions and outcomes presented here may not translate directly to the broader CVI population with other neurological conditions. Future research should involve a larger, more diverse CVI cohort and integrate quantitative task-based performance measures with qualitative insights.

As identified earlier, there are several promising directions for future work, including exploring additional challenges, expanding the range of possible solutions, and, in particular, understanding how smart glasses can be leveraged to help reduce sensory overload.

In addition, while we began to explore how users might engage with the smart glasses as a unified system—with features like automatic switching and Siri—this area remains underdeveloped. More research is required to understand how users manage multiple concurrent augmentations, and how the system can intelligently adapt to shifting contexts and user states.

## 9 CONCLUSION

This paper explored how smart glasses can support people with CVI understand and interact with their environment. Using a co-design process with two adults with CVI, we found that smart glasses can support people with CVI in addressing key challenges—such as locating objects, recognising people, reading text, engaging in conversation and managing sensory stress—through spatially embedded visual augmentations like highlights, name tags, and virtual boxes. We also found that smart glasses hold promise as potential rehabilitation aids to teach strategies for controlling visual attention.

We identified a number of design considerations for effective deployment: hyper-personalisation, context-aware adaptation, and strategies to minimise cognitive load. We found that while co-designers generally preferred visual output for presenting environmental information, for tasks involving language they preferred dual presentation as text and audio.

We believe our research highlights a timely and impactful area for further research. With the rapid advancement of wearable XR, there is significant opportunity to develop assistive technologies that dramatically improve the quality of life for people with CVI, a condition that is increasingly recognised as a major cause of vision impairment.

## ACKNOWLEDGMENTS

We are grateful to the Monash AI Institute for providing the funding that made this project possible.

## REFERENCES

- [1] 2023. Introducing Apple Vision Pro: Apple's first spatial computer. <https://www.apple.com/au/newsroom/2023/06/introducing-apple-vision-pro/>
- [2] Leila Aflatoony and Siniša Kolaric. 2022. One Size Doesn't Fit All: On the Adaptable Universal Design of Assistive Technologies. *Proceedings of the Design Society 2* (2022), 1209–1220.
- [3] Gunilla Almgren Bäck, Emma Lindeblad, Carina Elmqvist, and Idor Svensson. 2024. Dyslexic students' experiences in using assistive technology to support written language skills: a five-year follow-up. *Disability and Rehabilitation: Assistive Technology* 19, 4 (2024), 1217–1227. <https://doi.org/10.1080/17483107.2022.2161647>
- [4] Apple Inc. 2024. Building Spatial Experiences for Business Apps with Enterprise APIs. <https://developer.apple.com/documentation/visionos/building-spatial-experiences-for-business-apps-with-enterprise-apis> Accessed: 2025-04-13.
- [5] Apple Inc. 2024. Introducing Enterprise APIs for visionOS. <https://developer.apple.com/videos/play/wwdc2024/10139/>. WWDC24 Session 10139, Accessed: 2025-04-13.
- [6] Apple Inc. 2025. ARKit. <https://developer.apple.com/documentation/arkit> Accessed: 2025-04-13.
- [7] Shiri Azenkot and Nicole B. Lee. 2013. Exploring the Use of Speech Input by Blind People on Mobile Devices. In *Proceedings of the 15th International ACM SIGACCESS Conference on Computers and Accessibility* (Bellevue, Washington) (ASSETS '13). Association for Computing Machinery, New York, NY, USA, Article 11, 8 pages. <https://doi.org/10.1145/2513383.2513440>
- [8] Ronald Azuma and Chris Furmanski. 2003. Evaluating label placement for augmented reality view management. In *The Second IEEE and ACM International Symposium on Mixed and Augmented Reality, 2003. Proceedings.* IEEE, 66–75.
- [9] Bela H Banathy. 2013. *Designing social systems in a changing world.* Springer Science & Business Media.
- [10] Gordon C Baylis, Jon Driver, Leslie L Baylis, and Robert D Rafal. 1994. Reading of letters and words in a patient with Balint's syndrome. *Neuropsychologia* 32, 10 (1994), 1273–1286.
- [11] Christopher R Bennett, Corinna M Bauer, Emma S Bailin, and Lotfi B Merabet. 2020. Neuroplasticity in cerebral visual impairment (CVI): assessing functional vision and the neurophysiological correlates of dorsal stream dysfunction. *Neuroscience & Biobehavioral Reviews* 108 (2020), 171–181.
- [12] Carlos Bermejo, Tristan Braud, Ji Yang, Shayan Mirjafari, Bowen Shi, Yu Xiao, and Pan Hui. 2020. VIMES: A Wearable Memory Assistance System for Automatic Information Retrieval. In *Proceedings of the 28th ACM International Conference on Multimedia* (Seattle, WA, USA) (MM '20). Association for Computing Machinery, New York, NY, USA, 3191–3200. <https://doi.org/10.1145/3394171.3413663>
- [13] Faith A Birnbaum, Steven A Hackley, and Lenworth N Johnson. 2015. Enhancing visual performance in individuals with cortical visual impairment (homonymous hemianopia): Tapping into blindsight. *Journal of Medical Hypotheses and Ideas* 9, 2 (2015), S8–S13.
- [14] Daniëlle GM Bosch, F Nienke Boonstra, Michèl AAP Willemsen, Frans PM Cremers, and Bert de Vries. 2014. Low vision due to cerebral visual impairment: differentiating between acquired and genetic causes. *BMC ophthalmology* 14, 1 (2014), 1–9.
- [15] Sally Byrne and Melanie Porter. 2025. Rehabilitation and intervention of developmental and acquired prosopagnosia: A systematic review. *Neuropsychological Rehabilitation* (2025), 1–44.
- [16] Scott Carter and Jennifer Mankoff. 2005. When participants do the capturing: The role of media in diary studies. *Conference on Human Factors in Computing Systems - Proceedings* (2005), 899–908. <https://www.scopus.com/inward/record.uri?eid=2-s2.0-84861301300&partnerID=40&md5=920ca2ad7a866893cd56e1e66af8b65a> Cited by: 230; Conference name: CHI 2005: Technology, Safety, Community - Conference on Human Factors in Computing Systems; Conference date: 2 April 2005 through 7 April 2005; Conference code: 66250.
- [17] Paula Chacon-Cifuentes, Alejandro Zuleta-Gil, Gustavo Sevilla Cadavid, Andres Valencia-Escobar, Esteban Correa-Bedoya, and Felix Echeverria-Echeverria. 2020. Interdisciplinary Approach of the Design Process for the Application of New Materials in Wheelchair Design. *Advances in Intelligent Systems and Computing* 968 (2020), 75–82. [https://doi.org/10.1007/978-3-030-20470-9\\_9](https://doi.org/10.1007/978-3-030-20470-9_9)
- [18] Matteo Ciman, Ombretta Gaggi, Laura Nota, Luisa Pinello, Nicola Riparelli, and Teresa Maria Sgarbetta. 2013. HelpMe!: A Serious Game for Rehabilitation of Children Affected by CVI. In *WEBIST*. 257–262.
- [19] Kirk Andrew Crawford, Jennifer Posada, Yetunde Esther Okueso, Erin Higgins, Laura Lachin, and Foad Hamidi. 2024. Co-designing a 3D-Printed Tactile Campus Map With Blind and Low-Vision University Students. In *Proceedings of the 26th International ACM SIGACCESS Conference on Computers and Accessibility* (St. John's, NL, Canada) (ASSETS '24). Association for Computing Machinery, New York, NY, USA, Article 77, 6 pages. <https://doi.org/10.1145/3663548.3688537>
- [20] Ovidiu Daescu, Hongyao Huang, and Maxwell Weinzierl. 2019. Deep learning based face recognition system with smart glasses. In *Proceedings of the 12th ACM International Conference on Pervasive Technologies Related to Assistive Environments*. 218–226.
- [21] Kirsten A Dalrymple, Alan Kingstone, and Jason JS Barton. 2007. Seeing trees OR seeing forests in simultanagnosia: attentional capture can be local or global. *Neuropsychologia* 45, 4 (2007), 871–875.
- [22] Ariana Delay, Melissa Rice, Elsie Bush, and Karen Harpster. 2023. Interventions for children with cerebral visual impairment: A scoping review. *Developmental Medicine & Child Neurology* 65, 4 (2023), 469–478.
- [23] Design Council. 2005. *The Double Diamond*. <https://www.designcouncil.org.uk/our-resources/the-double-diamond/> Accessed: 2025-04-13.
- [24] Mustafa Doga Dogan, Eric J Gonzalez, Karan Ahuja, Ruofei Du, Andrea Colaço, Johnny Lee, Mar Gonzalez-Franco, and David Kim. 2024. Augmented Object Intelligence with XR-Objects. In *Proceedings of the 37th Annual ACM Symposium on User Interface Software and Technology*. 1–15.

- [25] Huiyu Duan, Xiongkuo Min, Yucheng Zhu, Guangtao Zhai, Xiaokang Yang, and Patrick Le Callet. 2022. Confusing image quality assessment: Toward better augmented reality experience. *IEEE Transactions on Image Processing* 31 (2022), 7206–7221.
- [26] Paul S. Duckett and Rebekah Pratt. 2001. The Researched Opinions on Research: Visually impaired people and visual impairment research. *Disability & Society* 16, 6 (2001), 815–835. <https://doi.org/10.1080/09687590120083976> arXiv:<https://doi.org/10.1080/09687590120083976>
- [27] GN Dutton. 2003. Cognitive vision, its disorders and differential diagnosis in adults and children: knowing where and what things are. *Eye* 17, 3 (2003), 289–304.
- [28] Sandra Fernando, Chiemela Ndukwe, Bal Virdee, and Ramzi Djemai. 2025. Image Recognition Tools for Blind and Visually Impaired Users: An Emphasis on the Design Considerations. *ACM Trans. Access. Comput.* 18, 1, Article 1 (Jan. 2025), 21 pages. <https://doi.org/10.1145/3702208>
- [29] Stacia R Friedman-Hill, Lynn C Robertson, and Anne Treisman. 1995. Parietal contributions to visual feature binding: evidence from a patient with bilateral lesions. *Science* 269, 5225 (1995), 853–855.
- [30] Melody Zagami Furze and John P Phillips. 2018. Integrating Functional MRI Information into the Educational Plan of a Child with Cerebral Visual Impairment: A Case Study. *Journal of Visual Impairment & Blindness* 112, 5 (2018), 532–540.
- [31] Bhanuka Gamage, Thanh-Toan Do, Nicholas Seow Chiang Price, Arthur Lowery, and Kim Marriott. 2023. What do Blind and Low-Vision People Really Want from Assistive Smart Devices? Comparison of the Literature with a Focus Study. In *Proceedings of the 25th International ACM SIGACCESS Conference on Computers and Accessibility (ASSETS '23)*. Association for Computing Machinery, New York, NY, USA, Article 30, 21 pages. <https://doi.org/10.1145/3597638.3608955>
- [32] Bhanuka Gamage, Leona Holloway, Nicola McDowell, Thanh-Toan Do, Nicholas Price, Arthur Lowery, and Kim Marriott. 2024. Vision-Based Assistive Technologies for People with Cerebral Visual Impairment: A Review and Focus Study. In *Proceedings of the 26th International ACM SIGACCESS Conference on Computers and Accessibility (St. John's, NL, Canada) (ASSETS '24)*. Association for Computing Machinery, New York, NY, USA, Article 44, 20 pages. <https://doi.org/10.1145/3663548.3675637>
- [33] Bhanuka Gamage, Leona Holloway, Nicola McDowell, Thanh-Toan Do, Nicholas Seow Chiang Price, Arthur James Lowery, and Kim Marriott. 2024. Broadening Our View: Assistive Technology for Cerebral Visual Impairment. In *Extended Abstracts of the CHI Conference on Human Factors in Computing Systems*. 1–9.
- [34] Franziska Geringswald, Eleonora Porrain, and Stefan Pollmann. 2016. Impairment of visual memory for objects in natural scenes by simulated central scotomata. *Journal of vision* 16, 2 (2016), 6–6.
- [35] Chayanjit Ghosh, Adwait Deshpande, Mohit U Karkhanis, Aishwaryadev Banerjee, Erfan Pourshaban, Md Rabiul Hasan, Amirali Nikeghbal, Md Golam Dastgir, Hanseup Kim, and Carlos H Mastrangelo. 2023. Artificial iris on smart contact lens using twisted nematic cell for photophobia alleviation. In *2023 IEEE Photonics Conference (IPC)*. IEEE, 1–2.
- [36] Trudy Goodenough, Anna Pease, and Cathy Williams. 2021. Bridging the gap: Parent and child perspectives of living with cerebral visual impairments. *Frontiers in human neuroscience* 15 (2021), 689683.
- [37] Google LLC. 2025. Use Live View on Google Maps. <https://support.google.com/maps/answer/9332056?hl=en&co=GENIE.Platform=Android> Accessed: 2025-04-16.
- [38] Uwe Gruenefeld, Lars Prädell, and Wilko Heuten. 2019. Locating nearby physical objects in augmented reality. In *Proceedings of the 18th international conference on mobile and ubiquitous multimedia*. 1–10.
- [39] Anhong Guo, Xiang'Anthony' Chen, Haoran Qi, Samuel White, Suman Ghosh, Chieko Asakawa, and Jeffrey P Bigham. 2016. Vizlens: A robust and interactive screen reader for interfaces in the real world. In *Proceedings of the 29th annual symposium on user interface software and technology*. 651–664.
- [40] Deborah D Hatton, Eric Schwietz, Burt Boyer, and Paul Rychwalski. 2007. Babies Count: the national registry for children with visual impairments, birth to 3 years. *Journal of American Association for Pediatric Ophthalmology and Strabismus* 11, 4 (2007), 351–355.
- [41] Tenelle Hodson, Louise Gustafsson, Michelle Bissett, Christy Hogan, Camila Shirota, and Amelia Di Tommaso. 2024. Understanding the experiences and needs of assistive technology users in Queensland. *Disability and Rehabilitation: Assistive Technology* (2024), 1–10.
- [42] Katsuya Hommaru and Jiro Tanaka. 2020. Walking support for visually impaired using AR/MR and virtual braille block. In *International Conference on Human-Computer Interaction*. Springer, 336–354.
- [43] Jonathan Howard, Lorna H. Tasker, Zoe Fisher, and Jeremy Tree. 2024. Assessing the use of co-design to produce bespoke assistive technology solutions within a current healthcare service: a service evaluation. *Disability and Rehabilitation: Assistive Technology* 19, 1 (2024), 42 – 51. <https://doi.org/10.1080/17483107.2022.2060355>
- [44] Xiaodan Hu. 2022. [DC] Designing and Optimizing Daily-wear Photophobic Smart Sunglasses. In *2022 IEEE Conference on Virtual Reality and 3D User Interfaces Abstracts and Workshops (VRW)*. IEEE, 934–935.
- [45] Xiaodan Hu, Yan Zhang, Hideaki Uchiyama, Naoya Isoyama, Nobuchika Sakata, and Kiyoshi Kiyokawa. 2024. Smart dimming sunglasses for photophobia using spatial light modulator. *Displays* 81 (2024), 102611.
- [46] Hyper AR Ltd. 2025. Hyper: Indoor Location that Actually Works. <https://www.hyperar.com/> Accessed: 2025-04-16.
- [47] Sarah Immanuel, Meseret N Teferri, Mathias Baumert, and Niranjan Bidargaddi. 2023. Heart rate variability for evaluating psychological stress changes in healthy adults: a scoping review. *Neuropsychobiology* 82, 4 (2023), 187–202.
- [48] Robert JK Jacob. 1990. What you look at is what you get: eye movement-based interaction techniques. In *Proceedings of the SIGCHI conference on Human factors in computing systems*. 11–18.
- [49] Dhruv Jain, Bonnie Chinh, Leah Findlater, Raja Kushalnagar, and Jon Froehlich. 2018. Exploring augmented reality approaches to real-time captioning: A preliminary autoethnographic study. In *Proceedings of the 2018 ACM Conference Companion Publication on Designing Interactive Systems*. 7–11.
- [50] Dhruv Jain, Rachel Franz, Leah Findlater, Jackson Cannon, Raja Kushalnagar, and Jon Froehlich. 2018. Towards accessible conversations in a mobile context for people who are deaf and hard of hearing. In *Proceedings of the 20th International ACM SIGACCESS Conference on Computers and Accessibility*. 81–92.
- [51] Wen-Hau Jain, Bing-Gang Jhong, and Mei-Yung Chen. 2025. A Social Assistance System for Augmented Reality Technology to Redound Face Blindness with 3D Face Recognition. *Electronics* 14, 7 (2025), 1244.
- [52] JE Jan, M Groeneweld, and DP Anderson. 1993. Photophobia and cortical visual impairment. *Developmental Medicine & Child Neurology* 35, 6 (1993), 473–477.
- [53] Jarosław Jankowski, Juho Hamari, and Jarosław Wątróbski. 2019. A gradual approach for maximising user conversion without compromising experience with high visual intensity website elements. *Internet Research* 29, 1 (2019), 194–217.
- [54] Mohammad Hossein Jarrahi, Cami Goray, and Stephanie Zirker. 2021. *Digital Diaries as a Research Method for Capturing Practices in Situ*. Oxford University Press. 107 – 129 pages. <https://doi.org/10.1093/oso/9780198860679.003.0006>
- [55] Dawoon Jeong and Sung H. Han. 2020. Diary Methods Used in Research on Visually Impaired People. *Advances in Intelligent Systems and Computing* 1202 AISC (2020), 103 – 109. [https://doi.org/10.1007/978-3-030-51194-4\\_14](https://doi.org/10.1007/978-3-030-51194-4_14) Cited by: 0; Conference name: AHFE Virtual Conference on Design for Inclusion, the Virtual Conference on Interdisciplinary Practice in Industrial Design, the Virtual Conference on Affective and Pleasurable Design, the Virtual Conference on Kansei Engineering, and the Virtual Conference on Human Factors for Apparel and Textile Engineering, 2020; Conference date: 16 July 2020 through 20 July 2020; Conference code: 242059.
- [56] Apostolos Kalatzis, Saidur Rahman, Vishnunurayan Girishan Prabhu, Laura Stanley, and Mike Wittie. 2023. A multimodal approach to investigate the role of cognitive workload and user interfaces in human-robot collaboration. In *Proceedings of the 25th International Conference on Multimodal Interaction*. 5–14.
- [57] Sanchita S Kamath, Aziz Zeidieh, Omar Khan, Dhruv Sethi, and JooYoung Seo. 2024. Playing Without Barriers: Crafting Playful and Accessible VR Table-Tennis with and for Blind and Low-Vision Individuals. In *Proceedings of the 26th International ACM SIGACCESS Conference on Computers and Accessibility*. 1–5.
- [58] Suzan Suzie Kardong-Edgren, Sharon L Farra, Guillaume Alinier, and H Michael Young. 2019. A call to unify definitions of virtual reality. *Clinical simulation in nursing* 31 (2019), 28–34.
- [59] Hans-Otto Karnath and Marie-Thérèse Perenin. 2005. Cortical control of visually guided reaching: evidence from patients with optic ataxia. *Cerebral cortex* 15, 10 (2005), 1561–1569.
- [60] Justin Kasowski, Byron A Johnson, Ryan Neydavood, Anvitha Akkaraju, and Michael Beyeler. 2023. A systematic review of extended reality (XR) for understanding and augmenting vision loss. *Journal of Vision* 23, 5 (2023), 5–5.
- [61] Dawon Kim and Yosoon Choi. 2021. Applications of Smart Glasses in Applied Sciences: A Systematic Review. *Applied Sciences* 11 (2021), 4956. <https://doi.org/10.3390/AP11114956>
- [62] Hye-Geum Kim, Eun-Jin Cheon, Dai-Seg Bai, Young Hwan Lee, and Bon-Hoon Koo. 2018. Stress and heart rate variability: a meta-analysis and review of the literature. *Psychiatry investigation* 15, 3 (2018), 235.
- [63] Hyun K. Kim, Sung H. Han, Jaehyun Park, and Joohwan Park. 2016. The interaction experiences of visually impaired people with assistive technology: A case study of smartphones. *International Journal of Industrial Ergonomics* 55 (2016), 22 – 33. <https://doi.org/10.1016/j.ergon.2016.07.002>
- [64] Jinhyuk Kim, Jerome Clifford Foo, Taiga Murata, and Fumiharu Togo. 2024. Reduced heart rate variability is related to fluctuations in psychological stress levels in daily life. *Stress and Health* 40, 5 (2024), e3447.
- [65] Christian Koch, Matthias Neges, Markus König, and Michael Abramovici. 2014. Natural markers for augmented reality-based indoor navigation and facility maintenance. *Automation in Construction* 48 (2014), 18–30.
- [66] Thomas Köppel, M Eduard Gröller, and Hsiang-Yun Wu. 2021. Context-responsive labeling in augmented reality. In *2021 IEEE 14th Pacific visualization symposium (PacificVis)*. IEEE, 91–100.
- [67] Barry S Kran, Linda Lawrence, D Luisa Mayer, and Gena Heidary. 2019. Cerebral/cortical visual impairment: a need to reassess current definitions of visual

- impairment and blindness. In *Seminars in pediatric neurology*, Vol. 31. Elsevier, 25–29.
- [68] Sari Kujala. 2003. User involvement: a review of the benefits and challenges. *Behaviour & information technology* 22, 1 (2003), 1–16.
- [69] Y R Sanjay Kumar, T Nivethetha, P Priyadharshini, and U. Jayachandiran. 2022. Smart glasses for visually impaired people with facial recognition. In *2022 International Conference on Communication, Computing and Internet of Things (IC3IoT)*. 1–4. <https://doi.org/10.1109/IC3IoT53935.2022.9768012>
- [70] Fook Chang Lam, Fiona Lovett, and Gordon N Dutton. 2010. Cerebral visual impairment in children: a longitudinal case study of functional outcomes beyond the visual acuities. *Journal of Visual Impairment & Blindness* 104, 10 (2010), 625–635.
- [71] Katie Lane-Karnas. 2023. A Case Study on Cerebral Visual Impairment, Reading, and Braille. *Journal of Visual Impairment & Blindness* 117, 6 (2023), 498–504.
- [72] Florian Lang and Tonja Machulla. 2021. Pressing a button you cannot see: evaluating visual designs to assist persons with low vision through augmented reality. In *Proceedings of the 27th ACM Symposium on Virtual Reality Software and Technology*. 1–10.
- [73] Tobias Langlotz, Jonathan Sutton, and Holger Regenbrecht. 2024. A Design Space for Vision Augmentations and Augmented Human Perception using Digital Eyewear. In *Proceedings of the 2024 CHI Conference on Human Factors in Computing Systems*. 1–16.
- [74] Lindy Le. 2024. “I Am Human, Just Like You”: What Intersectional, Neurodivergent Lived Experiences Bring to Accessibility Research. In *Proceedings of the 26th International ACM SIGACCESS Conference on Computers and Accessibility*. 1–20.
- [75] Chan-Soo Lee, Jae-Ik Lee, and Han Eol Seo. 2021. Deep Learning Based Mobile Assistive Device for Visually Impaired People. In *2021 IEEE International Conference on Consumer Electronics-Asia (ICCE-Asia)*. IEEE, 1–3.
- [76] Jaewook Lee, Andrew D. Tjahjadi, Jiho Kim, Junpu Yu, Minji Park, Jiawen Zhang, Jon E. Froehlich, Yapeng Tian, and Yuhang Zhao. 2024. CookAR: Affordance Augmentations in Wearable AR to Support Kitchen Tool Interactions for People with Low Vision. In *Proceedings of the 37th Annual ACM Symposium on User Interface Software and Technology (Pittsburgh, PA, USA) (UIST '24)*. Association for Computing Machinery, New York, NY, USA, Article 141, 16 pages. <https://doi.org/10.1145/3654777.3676449>
- [77] Jingya Li. 2023. Augmented reality visual-captions: enhancing captioning experience for real-time conversations. In *International Conference on Human-Computer Interaction*. Springer, 380–396.
- [78] Yifan Li, Kangsoo Kim, Austin Erickson, Nahal Norouzi, Jonathan Jules, Gerd Bruder, and Gregory F Welch. 2022. A Scoping Review of Assistance and Therapy with Head-Mounted Displays for People Who Are Visually Impaired. *ACM Transactions on Accessible Computing (TACCESS)* (2022).
- [79] Marie-Céline Lorenzini and Walter Wittich. 2021. Personalized telerehabilitation for a head-mounted low vision aid: a randomized feasibility study. *Optometry and Vision Science* 98, 6 (2021), 570.
- [80] Weiquan Lu, Been-Lirn Henry Duh, and Steven Feiner. 2012. Subtle cueing for visual search in augmented reality. In *2012 IEEE International Symposium on Mixed and Augmented Reality (ISMAR)*. IEEE, 161–166.
- [81] Weiquan Lu, Dan Feng, Steven Feiner, Qi Zhao, and Henry Been-Lirn Duh. 2013. Subtle cueing for visual search in head-tracked head worn displays. In *2013 IEEE International Symposium on Mixed and Augmented Reality (ISMAR)*. IEEE, 271–272.
- [82] Amanda Hall Lueck and Gordon Dutton. 2015. *Vision and the brain: Understanding cerebral visual impairment in children*. Vol. 2. AFB Press, American Foundation for the Blind Arlington, VA.
- [83] Amanda H Lueck, Gordon N Dutton, and Sylvie Chokron. 2019. Profiling children with cerebral visual impairment using multiple methods of assessment to aid in differential diagnosis. In *Seminars in pediatric neurology*, Vol. 31. Elsevier, 5–14.
- [84] Marta Lupón, Manuel Armayones, and Genís Cardona. 2018. Quality of life among parents of children with visual impairment: A literature review. *Research in developmental disabilities* 83 (2018), 120–131.
- [85] Claire E Manley, Christopher R Bennett, and Lotfi B Merabet. 2022. Assessing Higher-Order Visual Processing in Cerebral Visual Impairment Using Naturalistic Virtual-Reality-Based Visual Search Tasks. *Children* 9, 8 (2022), 1114.
- [86] Maria BC Martín, Alejandro Santos-Lozano, Juan Martín-Hernández, Alberto López-Miguel, Miguel Maldonado, Carlos Baladrón, Corinna M Bauer, and Lotfi B Merabet. 2016. Cerebral versus ocular visual impairment: the impact on developmental neuroplasticity. *Frontiers in psychology* 7 (2016), 1958.
- [87] Carey A Matsuba and James E Jan. 2006. Long-term outcome of children with cortical visual impairment. *Developmental medicine and child neurology* 48, 6 (2006), 508–512.
- [88] Nicola McDowell. 2019. A personal perspective on CVI. In *The Routledge handbook of visual impairment*. Routledge, 70–78.
- [89] Nicola McDowell. 2020. *The CVI practice framework: an effective approach to supporting children with cerebral visual impairment (CVI): a thesis presented in partial fulfilment of the requirements for the degree of Doctor of Philosophy in Education at Massey University, Manawātū, Aotearoa New Zealand*. Ph.D. Dissertation. Massey University.
- [90] Nicola McDowell. 2021. Wagon Wheel Approach (Methodological Visual Search Approach). [https://cviscotland.org/mem\\_portal.php?article=220](https://cviscotland.org/mem_portal.php?article=220). Accessed: 12 April 2025.
- [91] Nicola McDowell. 2023. A review of the literature to inform the development of a practice framework for supporting children with cerebral visual impairment (CVI). *International Journal of Inclusive Education* 27, 6 (2023), 718–738.
- [92] Erick Mendez, Steven Feiner, and Dieter Schmalstieg. 2010. Focus and context in mixed reality by modulating first order salient features. In *Smart Graphics: 10th International Symposium on Smart Graphics, Banff, Canada, June 24-26, 2010 Proceedings* 10. Springer, 232–243.
- [93] Anna Charlotte Morris, Stephen Douch, Teodora Popnikolova, Chris McGinley, Faith Matcham, Edmund Sonuga-Barke, and Johnny Downs. 2024. A framework for remotely enabled co-design with young people: its development and application with neurodiverse children and their caregivers. *Frontiers in Psychiatry* 15 (2024), 1432620.
- [94] Cecily Morrison, Edward Cutrell, Martin Grayson, Anja Thieme, Alex S Taylor, Geert Roumen, Camilla Longden, Sebastian Tschatschek, Rita Faia Marques, and Abigail Sellen. 2021. Social sensemaking with ai: Designing an open-ended ai experience with a blind child. *Conference on Human Factors in Computing Systems - Proceedings* (2021). <https://doi.org/10.1145/3411764.3445290>
- [95] Aileen C Naef, Stephan M Gerber, Michael Single, René M Müri, Matthias Haeggli, Stephan M Jakob, Marie-Madlen Jeitziner, and Tobias Nef. 2023. Effects of immersive virtual reality on sensory overload in a random sample of critically ill patients. *Frontiers in medicine* 10 (2023), 1268659.
- [96] Sandra Ohly. 2024. *Diary study*. Edward Elgar Publishing Ltd. 151 – 152 pages. <https://doi.org/10.4337/9781803921761.00031> Cited by: 0.
- [97] Yi-Hao Peng, Ming-Wei Hsi, Paul Taele, Ting-Yu Lin, Po-En Lai, Leon Hsu, Tzu-chuan Chen, Te-Yen Wu, Yu-An Chen, Hsien-Hui Tang, et al. 2018. Speech-bubbles: Enhancing captioning experiences for deaf and hard-of-hearing people in group conversations. In *Proceedings of the 2018 CHI Conference on Human Factors in Computing Systems*. 1–10.
- [98] Swetha Sara Philip and Gordon N Dutton. 2014. Identifying and characterising cerebral visual impairment in children: a review. *Clinical and Experimental Optometry* 97, 3 (2014), 196–208.
- [99] Kevin M Pitt and John W McCarthy. 2023. Strategies for highlighting items within visual scene displays to support augmentative and alternative communication access for those with physical impairments. *Disability and Rehabilitation: Assistive Technology* 18, 8 (2023), 1319–1329.
- [100] Marc Pomplun and Sindhura Sunkara. 2019. Pupil dilation as an indicator of cognitive workload in human-computer interaction. In *Human-Centered Computing*. CRC Press, 542–546.
- [101] Alisha Pradhan, Kanika Mehta, and Leah Findlater. 2018. “Accessibility Came by Accident”: Use of Voice-Controlled Intelligent Personal Assistants by People with Disabilities. In *Proceedings of the 2018 CHI Conference on Human Factors in Computing Systems (Montreal QC, Canada) (CHI '18)*. Association for Computing Machinery, New York, NY, USA, 1–13. <https://doi.org/10.1145/3173574.3174033>
- [102] Khyati Priya and Pankaj Upadhyay. 2021. Assistive Devices for One-Handed People Using Desktop Manufacturing Methods. *Smart Innovation, Systems and Technologies* 223 (2021), 439 – 448. [https://doi.org/10.1007/978-981-16-0084-5\\_35](https://doi.org/10.1007/978-981-16-0084-5_35)
- [103] Zhiwen Qiu, Armin Mostafavi, and Saleh Kalantari. 2023. Use of Augmented Reality in Human Wayfinding: A Systematic Review. *arXiv preprint arXiv:2311.11923* (2023).
- [104] Chris Racey, Anna Franklin, and Chris M Bird. 2019. The processing of color preference in the brain. *Neuroimage* 191 (2019), 529–536.
- [105] Puja Rai, Jolly Rohatgi, and Upreet Dhalwal. 2019. Coping strategy in persons with low vision or blindness—an exploratory study. *Indian journal of ophthalmology* 67, 5 (2019), 669–676.
- [106] Ajani Restianty, Suwandi Sumartias, Purwanti Hadisiwi, and Hanny Hafiar. 2024. Digital Applications as Assistive Technology for Students with Disabilities. *ASEAN Journal of Science and Engineering* 4, 3 (2024), 445 – 470. <https://doi.org/10.17509/ajse.v4i3.74413>
- [107] M Rizzo and SP Vecera. 2002. Psychoanatomical substrates of Balint’s syndrome. *Journal of Neurology, Neurosurgery & Psychiatry* 72, 2 (2002), 162–178.
- [108] Beth A Rogowsky, Barbara M Calhoun, and Paula Tallal. 2016. Does modality matter? The effects of reading, listening, and dual modality on comprehension. *Sage Open* 6, 3 (2016), 2158244016669550.
- [109] Christine Roman-Lantzy. 2007. *Cortical visual impairment: An approach to assessment and intervention*. American Foundation for the Blind.
- [110] Dennis W Rowe, John Sibert, and Don Irwin. 1998. Heart rate variability: Indicator of user state as an aid to human-computer interaction. In *Proceedings of the SIGCHI conference on human factors in computing systems*. 480–487.
- [111] Hanna EA Sakki, Naomi J Dale, Jenefer Sargent, Teresa Perez-Roche, and Richard Bowman. 2018. Is there consensus in defining childhood cerebral visual impairment? A systematic review of terminology and definitions. *British Journal of Ophthalmology* 102, 4 (2018), 424–432.

- [112] Elizabeth B-N Sanders and Pieter Jan Stappers. 2008. Co-creation and the new landscapes of design. *Co-design* 4, 1 (2008), 5–18.
- [113] Lisbeth Sandfeld Nielsen, Liselotte Skov, and Hanne Jensen. 2007. Visual dysfunctions and ocular disorders in children with developmental delay. I. prevalence, diagnoses and aetiology of visual impairment. *Acta Ophthalmologica Scandinavica* 85, 2 (2007), 149–156.
- [114] Philip Schmidt, Attila Reiss, Robert Duerichen, and Kristof Van Laerhoven. 2018. Wearable affect and stress recognition: A review. *arXiv preprint arXiv:1811.08854* (2018).
- [115] Anna Marie Schröder and Maliheh Ghajargar. 2021. Unboxing the algorithm: Designing an understandable algorithmic experience in music recommender systems. In *15th ACM Conference on Recommender Systems (RecSys 2021)*, Amsterdam, The Netherlands, September 25, 2021. CEUR.
- [116] Tanja Schultz and Alexander Maedche. 2023. Biosignals meet adaptive systems. *SN Applied Sciences* 5, 9 (2023), 234.
- [117] Adele Smolansky, Miranda Yang, and Shiri Azenkot. 2024. Towards Designing Digital Learning Tools for Students with Cortical/Cerebral Visual Impairments: Leveraging Insights from Teachers of the Visually Impaired. In *Proceedings of the 26th International ACM SIGACCESS Conference on Computers and Accessibility*, 1–18.
- [118] Florian Soyka, Markus Leyrer, Joe Smallwood, Chris Ferguson, Bernhard E Riecke, and Betty J Mohler. 2016. Enhancing stress management techniques using virtual reality. In *Proceedings of the ACM symposium on applied perception*, 85–88.
- [119] Helen St Clair Tracy, Nicola McDowell, Gordon N Dutton, John Ravenscroft, Isobel Hay, and Andrew Blaikie. 2025. Emulation of the subjective experience of visual dorsal stream dysfunction: a description of three in depth case studies. *Frontiers in Human Neuroscience* 18 (2025), 1496811.
- [120] Marc Steen, Menno Manschot, and Nicole De Koning. 2011. Benefits of co-design in service design projects. *International Journal of Design* 5, 2 (2011).
- [121] Evropi Stefanidi, Nadine Wagener, Dustin Augsten, Andy Augsten, Leon Reicherts, Paweł W Woźniak, Johannes Schöning, Yvonne Rogers, and Jasmin Niess. 2024. TeenWorlds: Supporting Emotional Expression for Teenagers with their Parents and Peers through a Collaborative VR Experience. In *Proceedings of the 30th ACM Symposium on Virtual Reality Software and Technology*, 1–14.
- [122] Renée Stevens. 2018. Social augmented reality. In *Proceedings of the 5th European Conference on Social Media, ECSM*, 312–317.
- [123] Jonathan Sutton, Tobias Langlotz, Alexander Plopski, and Kasper Hornbæk. 2024. Flicker Augmentations: Rapid Brightness Modulation for Real-World Visual Guidance using Augmented Reality. (2024).
- [124] Jonathan Sutton, Tobias Langlotz, Alexander Plopski, Stefanie Zollmann, Yuta Itoh, and Holger Regenbrecht. 2022. Look over there! investigating saliency modulation for visual guidance with augmented reality glasses. In *Proceedings of the 35th Annual ACM Symposium on User Interface Software and Technology*, 1–15.
- [125] Hwei Lan Tan, Tammy Aplin, Tomomi McAuliffe, and Hannah Gullo. 2024. An exploration of smartphone use by, and support for people with vision impairment: a scoping review. *Disability and Rehabilitation: Assistive Technology* 19, 2 (2024), 407–432.
- [126] Cibu Thomas, Galia Avidan, Kate Humphreys, Kwan-jin Jung, Fuqiang Gao, and Marlene Behrmann. 2009. Reduced structural connectivity in ventral visual cortex in congenital prosopagnosia. *Nature neuroscience* 12, 1 (2009), 29–31.
- [127] Cibu Thomas, Kestutis Kveraga, Elisabeth Huberle, Hans-Otto Karnath, and Moshe Bar. 2012. Enabling global processing in simultanagnosia by psychophysical biasing of visual pathways. *Brain* 135, 5 (2012), 1578–1585.
- [128] Varjo Technologies. 2025. *Video Post-Processing API*. Varjo Technologies. <https://developer.varjo.com/docs/native/video-post-processing>
- [129] Ankit S Varshney, Maryam E Chougale, Chetna V Patel, and Mahendrasinh D Chauhan. 2025. Evaluating usability of “the smart vision glasses” for individuals who are visually impaired and totally blind. *Saudi Journal of Ophthalmology* (2025), 10–4103.
- [130] Ashish Vaswani, Noam Shazeer, Niki Parmar, Jakob Uszkoreit, Llion Jones, Aidan N Gomez, Łukasz Kaiser, and Illia Polosukhin. 2017. Attention is all you need. *Advances in neural information processing systems* 30 (2017).
- [131] Eduardo E Veas, Erick Mendez, Steven K Feiner, and Dieter Schmalstieg. 2011. Directing attention and influencing memory with visual saliency modulation. In *Proceedings of the SIGCHI conference on human factors in computing systems*, 1471–1480.
- [132] Maria Velana, Sabrina Sobieraj, Jan Digutsch, and Gerhard Rinkenauer. 2022. The advances of immersive virtual reality interventions for the enhancement of stress management and relaxation among healthy adults: a systematic review. *Applied Sciences* 12, 14 (2022), 7309.
- [133] Jonathan Waddington and Timothy Hodgson. 2017. Review of rehabilitation and habilitation strategies for children and young people with homonymous visual field loss caused by cerebral vision impairment. *British Journal of Visual Impairment* 35, 3 (2017), 197–210.
- [134] Fengyusheng Wang, Chia-Ming Chang, and Takeo Igarashi. 2023. Flying Names: Manipulating Name Tags in XR Social Environments for Target Selection Tasks. In *Extended Abstracts of the 2023 CHI Conference on Human Factors in Computing Systems*, 1–8.
- [135] Kathleen Weden, Dawn DeCarlo, and Beth Barstow. 2022. What evidence exists on intervention for pediatric cerebral visual impairment: A review. *Archives of Physical Medicine and Rehabilitation* 103, 12 (2022), e128.
- [136] Stephen Wey. 2004. One size does not fit all: person-centred approaches to the use of assistive technology. *Perspectives on rehabilitation and dementia*. London: Jessica Kingsley (2004), 202–210.
- [137] Wikipedia contributors. 2024. Ray-Ban Meta — Wikipedia, The Free Encyclopedia. [https://en.wikipedia.org/wiki/Ray-Ban\\_Meta](https://en.wikipedia.org/wiki/Ray-Ban_Meta) [Online; accessed 23-June-2025].
- [138] Wikipedia contributors. 2025. AirPods Pro — Wikipedia, The Free Encyclopedia. [https://en.wikipedia.org/w/index.php?title=AirPods\\_Pro&oldid=1274483913](https://en.wikipedia.org/w/index.php?title=AirPods_Pro&oldid=1274483913).
- [139] Wikipedia contributors. 2025. Apple Vision Pro. [https://en.wikipedia.org/wiki/Apple\\_Vision\\_Pro](https://en.wikipedia.org/wiki/Apple_Vision_Pro). Accessed: 2025-04-13.
- [140] Wikipedia contributors. 2025. ARKit. <https://en.wikipedia.org/wiki/ARKit>. Accessed: 2025-04-13.
- [141] World Health Organization. 2024. Assistive Technology. <https://www.who.int/news-room/fact-sheets/detail/assistive-technology>. Accessed April 14, 2025.
- [142] Jiayang Wu, Wensheng Gan, Zefeng Chen, Shicheng Wan, and Philip S Yu. 2023. Multimodal large language models: A survey. *arXiv preprint arXiv:2311.13165* (2023).
- [143] Weitao Xu, Yiran Shen, N. Bergmann, and Wen Hu. 2018. Sensor-Assisted Multi-View Face Recognition System on Smart Glass. *IEEE Transactions on Mobile Computing* 17 (2018), 197–210. <https://doi.org/10.1109/TMC.2017.2702634>
- [144] Ming Yin, Jennifer Wortman Vaughan, and Hanna Wallach. 2019. Understanding the Effect of Accuracy on Trust in Machine Learning Models. In *Proceedings of the 2019 CHI Conference on Human Factors in Computing Systems* (Glasgow, Scotland UK) (CHI ’19). Association for Computing Machinery, New York, NY, USA, 1–12. <https://doi.org/10.1145/3290605.3300509>
- [145] Shukang Yin, Chaoyou Fu, Sirui Zhao, Ke Li, Xing Sun, Tong Xu, and Enhong Chen. 2023. A Survey on Multimodal Large Language Models. *arXiv preprint arXiv:2306.13549* (2023).
- [146] Baoyi Zhang, Zongsheng Wang, and Zhe Li. 2024. Mobility Aid Design for the Elderly (MADE): a design thinking approach using a smart walker as a case study. *Humanities and Social Sciences Communications* 11, 1 (2024). <https://doi.org/10.1057/s41599-024-04007-z>
- [147] Yuchong Zhang, Adam Nowak, Andrzej Romanowski, and Morten Fjeld. 2022. An initial exploration of visual cues in head-mounted display augmented reality for book searching. In *Proceedings of the 21st International Conference on Mobile and Ubiquitous Multimedia*, 273–275.
- [148] Yuhang Zhao, Elizabeth Kupferstein, Brenda Veronica Castro, Steven Feiner, and Shiri Azenkot. 2019. Designing AR visualizations to facilitate stair navigation for people with low vision. In *Proceedings of the 32nd annual ACM symposium on user interface software and technology*, 387–402.
- [149] Yuhang Zhao, Elizabeth Kupferstein, Hathaitorn Rojnirun, Leah Findlater, and Shiri Azenkot. 2020. The effectiveness of visual and audio wayfinding guidance on smartglasses for people with low vision. In *Proceedings of the 2020 CHI conference on human factors in computing systems*, 1–14.
- [150] Yuhang Zhao, Sarit Szpiro, and Shiri Azenkot. 2015. Foresee: A customizable head-mounted vision enhancement system for people with low vision. In *Proceedings of the 17th international ACM SIGACCESS conference on computers & accessibility*, 239–249.
- [151] Yuhang Zhao, Sarit Szpiro, Jonathan Knighten, and Shiri Azenkot. 2016. CueSee: exploring visual cues for people with low vision to facilitate a visual search task. In *Proceedings of the 2016 ACM International Joint Conference on Pervasive and Ubiquitous Computing*, 73–84.
- [152] Yuhang Zhao, Shaomei Wu, Lindsay Reynolds, and Shiri Azenkot. 2018. A face recognition application for people with visual impairments: Understanding use beyond the lab. In *Proceedings of the 2018 CHI Conference on Human Factors in Computing Systems*, 1–14.

## A ANALYSIS FROM THE SCOPING AND IDEATION WORKSHOPS

Difficulties	Possible Solutions	Usefulness	Usefulness
		Dijana Nicol	Usefulness
C1: Unawareness			
Awareness of immediate hazards	Warning the user of hazards	2	3
	Highlighting hazards	2	3
Awareness due to visual field	Bringing out of awareness areas into the conscious visual field	1	1
Awareness of objects, people, animals or locations	Monitor and predict what the user might not be seeing and alert them when something or someone enters the vicinity	2	3
	Changing to a bright colour	2	3
	Expanding tunnel vision	1	1
Awareness of text	Make text consistent - environmental	3	1
	Warning the user of text using with text-to-speech	3	2
	Highlighting the text	3	1
Awareness of hemianopsia side	Reminding the user	1	3
	Glasses can detect when the user is not looking at the hemianopsia side and help remind	1	3
C2: Locating			
Locating items in a cluttered environment	Highlighting	3	3
	Glasses able to locate items 360 around the person	3	1
	Auditory directions	3	3
	Turn towards item	3	3
C3: Identifying			
Recognising people	Adding a name tag next to someone who the user is not able to recognise	3	3
Recognising facial expressions	Highlighting facial features	3	1
Recognising objects	Highlighting objects with a name tag next to them	3	1
Recognising animals	Highlighting animals with a name tag next to them	3	1
	Auditory identification	2	1
Recognising due to Simultanagnosia	Reducing the sizes of large objects	1	1
	Directing the user's gaze using a dot along the edge of the objects	2	3
C4: Reading			
Reading text	Make text consistent - page level	3	3
	Light background for text	2	3
	Text-to-speech	3	3
	Make text consistent - word level	3	3
C5: Sensory Overload			
Visual attention	Use marker to grab attention	2	1
	Turn towards item	2	1
	Reducing peripheral vision	3	1
	Highlighting	3	1
	Guide through the wagon wheel	2	1
Stressed due to sensory overload	Reduce background noise	3	3
	Reduce visual information	3	3
	Create a calm space (break in a calm space)	3	3
	Monitor, detect and intervene	3	3
Face-to-face conversations	Reduce visual clutter	3	3
	Reduce background noise when talking to a person	3	3
Processing auditory and visual information at the same time	Focus on one person or one item, and switch when the user's gaze change	3	2
C6: Mobility			
Route finding	Outlining the route	3	2
	Auditory instructions of the route	1	2
C7: Luminance and Contrast Sensitivity			
Brightness	Reducing bright lights or glare	3	3
	Brightening up the scene	3	2
Background and subject separation	Adding boundaries around objects	3	3
	Make the item in the foreground contrast to the background	3	3
Blue light	Change the blue light into a different blue colour	3	

Figure 10: Analysis from the Scoping and Ideation workshops showing identified difficulties, possible smart-glass solutions, and usefulness scores provided by each co-designer. The brown bars represent difficulties selected by both co-designers, cyan indicates selections by Nicola, and pastel orange indicates selections by Dijana. Usefulness scores (1 = not useful, 2 = somewhat useful, 3 = very useful) are shown for each solution, reflecting individual co-designer feedback.



B OVERVIEW OF DEVELOPMENT WORKSHOPS



Figure 11: Overview of possible solutions discussed during each development workshop with the two co-designers. The figure highlights the primary focus areas for each session, although discussions often revisited and refined ideas from earlier workshops. Colour coding distinguishes between Dijana’s (pastel orange) and Nicola’s (cyan) sessions.