

## OLD PROBLEM REVISITED: WHICH EQUILATERAL CONVEX POLYGONS TILE THE PLANE?

BERNHARD KLAASSEN

**ABSTRACT.** We present a simplified proof of a forty-year-old result concerning the tiling of the plane with equilateral convex polygons. Our new approach is based on a theorem by M. Rao, who used an exhaustive computer search to confirm the completeness of the well-known list of fifteen pentagon types. Assuming the validity of Rao's result, we provide a concise and entirely geometrical proof of a tiling theorem originally due to Hirschhorn and Hunt.

### 1. INTRODUCTION

The question of which convex equilateral polygons can tile the plane was first thoroughly investigated in 1985 by Hirschhorn and Hunt [3]. Their approach solved the problem completely, although some parts of their proof relied on computer-aided methods. In 2002, Olga Bagina [1] offered a somewhat shorter proof of the same result, although she also used a small number of symbolic computations (via Maple) to solve certain systems of equations.

Four decades after the original work, further progress has been made, aided in part by computational methods. Notably, Michaël Rao [8] addressed the broader question of which convex pentagons (with arbitrary edge lengths) tile the plane. He showed – using an exhaustive computer search – that the fifteen known types of tiling convex pentagons form a complete list. Although Rao has not submitted his work to a peer-reviewed journal, Thomas Hales, a highly regarded expert in the field, publicly affirmed the reliability of Rao's proof in a 2017 blog post [2]. If Hales had provided a formal review of Rao's work for a journal, there would be no reasonable doubt about its correctness. Importantly, Rao's result is independent of the earlier work on equilateral cases by Hirschhorn/Hunt and Bagina.

Assuming that Rao's classification is indeed complete, we can revisit the original problem from a new angle: With the list of fifteen pentagon types accepted as exhaustive, we propose a significantly simpler and fully geometric approach for characterizing all equilateral convex polygons that tile the plane. The main result of this paper is a geometrical proof of the following proposition:

---

*Date:* May 24, 2025.

*2020 Mathematics Subject Classification.* 52C20.

*Key words and phrases.* plane tilings, equilateral tilings, convex tilings.

**Proposition 1.1.** *An equilateral strictly convex polygon  $P$  tiles the plane if and only if one of the following holds:*

- $P$  is a triangle or quadrangle.
- $P$  is a pentagon with two different inner angles that add up to  $\pi$  or is similar to a certain pentagon, here called  $P7$ , later defined in Lemma 2.3.
- $P$  is a hexagon, and there is a triple of distinct inner angles that add up to  $2\pi$  with two of them sharing a common edge.

Proof idea: We will check all 15 known classes<sup>1</sup> of pentagons and three of hexagons, whether or not they allow convex equilateral solutions and whether all of these valid class representatives fulfill the conditions of Proposition 1.1. It will turn out that only very few cases need a closer inspection.

Before we proceed with the details of the proof, we should clarify why we only consider strictly convex polygons (and do not include angles equal to  $\pi$ ). It is a convention to exclude polygons with angles equal to  $\pi$  if the investigation is restricted to equilateral polygons. This was already the case in the above-mentioned articles [3] and [1] and even in the dissertation of Reinhardt [9], although he treated polygons with arbitrary side lengths as well. To avoid misunderstandings, we decided to state this explicitly in the proposition. It should also be noted – already stated in [3] – that any equilateral strictly convex polygon that tiles also admits an edge-to-edge tiling.

## 2. PROOFS OF LEMMAS AND PROPOSITION

We use the angle notation due to [6] and start the proof section with

**Lemma 2.1.** *For any convex equilateral pentagon of type 8 (i.e.,  $A + B/2 = \pi = C/2 + D$ ), two inner angles add up to  $\pi$ .*

(Proof idea: We construct a symmetric solution of type 8, then check whether two angles add up to  $\pi$ , then show that no other equilateral convex pentagon is possible for type 8.)

*Proof.* We set the horizontally fixed edge  $c$  (of length 1), the vertex  $E$  shall lie on the perpendicular bisector of  $c$  to preserve mirror symmetry (see figure 1, left). Let  $\tau$  be the angle formed by the line  $\overline{DB}$  and the edge  $e$ . Type 8 condition  $C/2 + D = \pi$  is equivalent to  $\tau = \pi/2$ . Consider the following two cases:

Case 1: Placing vertex  $E$  at distance  $1 + \sin(60^\circ)$  from  $c$  results in  $\tau = 105^\circ$ .  
Case 2: Place vertex  $E$  such that a regular pentagon is formed with  $\tau = 72^\circ$ .  
Hence, since  $\tau$  varies strictly monotonically with the distance of  $E$  from  $c$ , there must be a unique symmetric solution with  $\tau = \pi/2$  (see Fig. 1, right). This polygon should be called  $P8$  and must be strictly convex because

---

<sup>1</sup>For completeness, in the appendix all conditions are listed for pentagons and hexagons tiling the plane. During this text, we write “the polygon *tiles*” or “is *tiling*” for short.

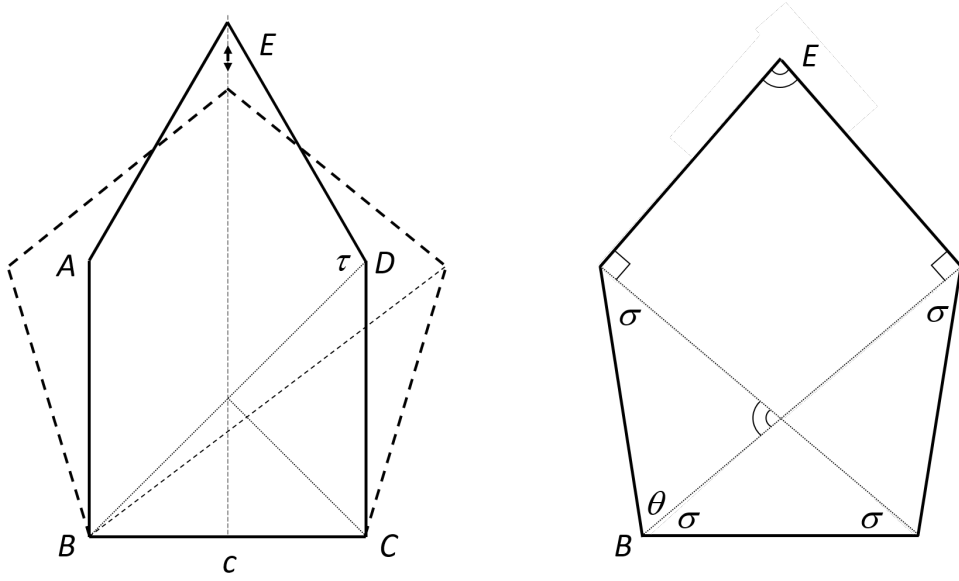


FIGURE 1. Existence of a type 8 pentagon

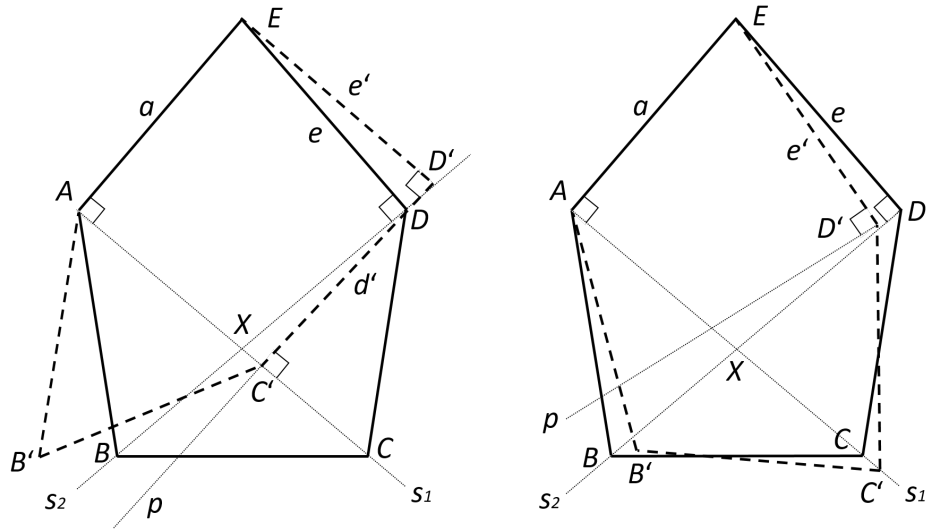


FIGURE 2. Variation of vertex  $C$  as  $C'$

both cases 1 and 2 are strictly convex and all angular changes are strictly monotonic under this variation of the vertex  $E$ .

Next, we'll show  $B + E = \pi$ : Both angles marked with double arcs are equal, since the quadrangle contains two right angles. The four angles named  $\sigma$  are also equal for symmetry reasons. This implies  $B + E = \pi$  since  $B = \theta + \sigma$

and  $E + \sigma + \theta = \pi$ .

Now we fix edge  $a$  of  $P8$  (Fig. 2, left) and check whether there is a second solution  $P'$  with  $C'$  different from vertex  $C$  in  $P8$ . ( $C' = C$  would imply  $P' = P$ .)  $C'$  must lie on the line  $s_1$  through  $A$  and  $C$  since  $\overline{AC'}$  must be perpendicular to  $a$ . If  $C'$  is assumed to lie above  $C$  on  $s_1$ , in the section between  $C$  and the position of  $C'$  shown in the figure, a contradiction is generated since the perpendicular line  $p$  on  $e'$  crosses the line through  $D$  and  $B$ , called  $s_2$  (since  $e'$  lies above  $e$  during the shift from  $C$  to  $C'$ , because  $D > \pi/2$ ) while  $B'$  must lie above  $s_2$ . If  $C'$  had been shifted even closer to  $A$  than shown in the figure, angle  $D'$  would fall below  $90^\circ$ , and line  $p$  would be forced to run outside of  $P'$  and could not meet  $B'$  as long as  $P'$  is convex. On the other hand (Fig. 2, right) if we assume  $C'$  to lie below  $C$ , then  $B'$  must lie below  $s_2$  (we have seen in the left part of Fig. 2 that the distance  $\overline{AX}$  is shorter than a side length).  $D'$  now lies above  $s_2$  and left of  $D$ . Therefore, the perpendicular line  $p$  starting at vertex  $D'$  to the left stays above  $s_2$  and cannot meet  $B' \Rightarrow$  contradiction to the assumption that  $P'$  exists with  $C'$  lower  $C$ . Hence, there is no other convex equilateral solution than  $P8$  for the type 8 pentagon.  $\square$

**Lemma 2.2.** *There is no convex equilateral pentagon of type 9.*

*Proof.* We assume the contrary. Edge  $e$  (see Fig. 3, left) should be vertically fixed. Then  $B$  must lie on a horizontal line through  $D$  since  $D + C/2 = \pi$ ;  $\Rightarrow A$  cannot lie lower than vertex  $E$ ;  $\Rightarrow$  angle  $E \leq \pi/2$ ;  $\Rightarrow$  with  $E + B/2 = \pi$  it follows that  $B/2 \geq \pi/2$ ;  $\Rightarrow$  due to convexity  $B/2 = \pi/2$ ;  $\Rightarrow E = \pi/2$ , satisfied only by the solution with dotted lines;  $\Rightarrow E + B/2 < \pi$  which produces a contradiction.  $\square$

**Lemma 2.3.** *There exists a unique<sup>2</sup> convex equilateral representative of type 7 (called  $P7$  in proposition 1.1)*

*Proof.* Type 7 needs two conditions:  $B + C/2 = \pi$  and  $A/2 + D = \pi$ .(\*) Fix the edge  $b$  (Fig. 3, right) vertically (length = 1). Then vertex  $D$  must lie on a horizontal line through  $B$  since  $B + C/2 = \pi$ . Consider  $D$  to be placed at a distance  $x$  between 1 and  $2\cos(30^\circ)$  from  $B$ . At the beginning of this interval ( $x = 1$ ) we have  $A/2 = 45^\circ$ ,  $D = 150^\circ$ , and  $A/2 + D = 195^\circ$  (dotted edges in the figure). With  $x$  increasing from 1 to  $2\cos(30^\circ)$ , both  $A$  and  $D$  decrease strictly monotonically,  $A/2$  shrinking to  $30^\circ$ ,  $D$  to  $60^\circ$ , the sum to  $90^\circ$  (solid edges). Therefore, a single solution with sum  $A/2 + D = 180^\circ$  must exist for an  $x \in (1, 2\cos(30^\circ))$ , which means a convex solution in this interval, since all inner angles remain below  $180^\circ$  and change strictly monotonically here.

Next, consider the interval where  $x$  decreases from 1 to 0.5.

At  $x = 0.5$  (thin edges) we can directly calculate  $A/2$  by trigonometry:

---

<sup>2</sup>Throughout this paper *unique* means “unique without regard to similarity”.

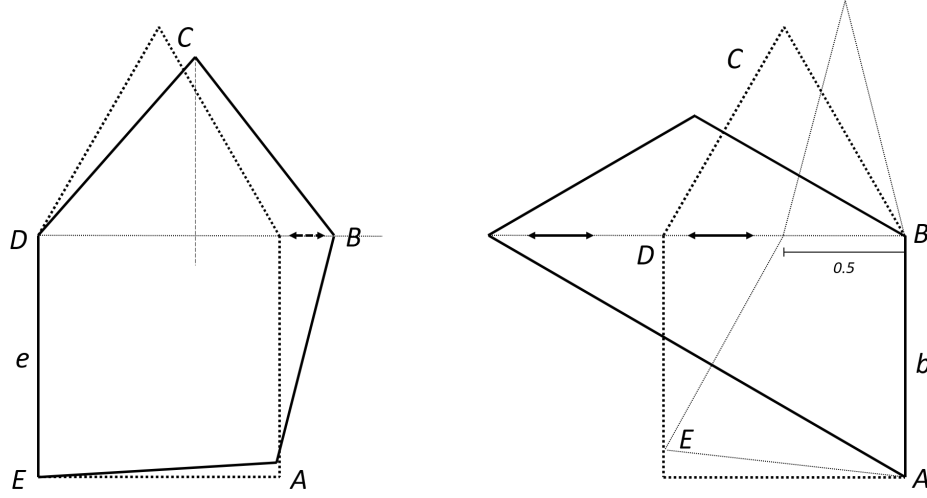


FIGURE 3. Constructing pentagon type 9 (left) and 7 (right)

$A/2 = (\text{atan}(0.5) + \text{acos}(\sqrt{(1+0.5^2)/2}))/2 \approx 41.29^\circ$  and obviously  $D > 180^\circ$  here. This means that for  $x$  between 1 and 0.5  $A/2$  stays above  $40^\circ$  and  $D > 150^\circ$ , since both angles change monotonically, hence  $A/2 + D > 190^\circ$  within this interval. Lower than  $x = 0.5$  we need not go, because  $D$  is further growing, which keeps the polygon in the nonconvex region, hence values of  $x < 0.5$  can be neglected. Therefore, it is shown that the unique solution for  $x > 1$  yields a single equilateral convex pentagon of type 7, called  $P7$  in Proposition 1.1.

For completeness, we can note here the known numerically calculated angles:  $A \approx 89.26^\circ$ ,  $B \approx 144.56^\circ$ ,  $C \approx 70.88^\circ$ ,  $D \approx 135.37^\circ$ ,  $E \approx 99.93^\circ$ . Note that  $A < 90^\circ$  and  $D < 150^\circ$ , therefore  $P7$  is the expected solution with  $x > 1$  for the equilateral case. (The numerical computation is not part of the proof of this lemma which only says that a unique solution exists, so we can take these values from the literature.)  $\square$

*Proof of the proposition:*

We have to check each type of a tiling polygon. It is well known that Reinhardt [9] described all types of strictly convex tiling hexagons and that strictly convex polygons with more than six vertices do not tile. Under the now established assumption that Rao's proof is correct, the list of all candidates is complete. For each type of pentagon or hexagon, one can fill a row in a table (see below) indicating whether it fulfills the criteria of the proposition or whether it can be excluded. We take the angle notation from [6] and [9] resp., note that these are equivalent but not coincident with the tables in Wikipedia, but we had to choose a naming convention that is citable and not to be changed in the future.

Pentagon type	condition (with angle notation due to [6])
<b>1</b>	$D + E = \pi$ by definition
<b>2</b>	$C + E = \pi$ by definition
(3)	not equilateral by construction (excluded)
<b>4</b>	$A + C = \pi$ since $A = C = \pi/2$ by definition
<b>5</b>	$A + C = \pi$ since $C = 2A = 2\pi/3$ by definition
(Note, there is an erratum in [6], fig. 2, type 5: it should read $2\pi/3$ instead of $\pi/2$ .)	
<b>6</b>	$C + E = \pi$ by definition
<b>7</b>	Lemma 3: $P = P7$
<b>8</b>	Lemma 1: $B + E = \pi$
(9)	Lemma 2: no convex equilateral solution (excluded)
(10-15)	not equilateral by construction (excluded)
Hexagon type	condition (due to Reinhardt [9])
<b>1</b>	$A + B + F = 2\pi$ by definition
<b>2</b>	$A + C + F = 2\pi$ by definition
<b>3</b>	$B = D = F = 2\pi/3 \Rightarrow$ regular hexagon $\Rightarrow$ Any triple of inner angles adds up to $2\pi$ .

(Types in bold<sup>3</sup> are consistent with the proposition, and the others are excluded.)

Finally, we must show that any equilateral strictly convex polygon satisfying the conditions of the proposition always admits a tiling. For triangles, quadrangles, and pentagon  $P7$  this is evident. We now assume that such a pentagon exists that does not tile. Then there are only two possible cases: The angles that add up to  $\pi$  belong to the same edge, or two edges lie between them. These cases are equivalent to pentagon type 1 and 2 resp. in the above table; hence the assumption is wrong. An analogous argument works for hexagons: If two angles of the triple share the same edge, then either the third angle also is sharing an edge with one of the others, or two edges lie between the third angle and one of the two others. Both cases are covered by hexagon type 1 and 2 resp. in the list of hexagon types. This completes the proof.

### 3. NONPERIODIC EQUILATERAL TILINGS AND POSSIBLE APPLICATIONS

A naive (but wrong) understanding of the above section could be in the sense that we had found and characterized all possible monohedral tilings with equilateral convex polygons and that all these are periodic. We will demonstrate that such tiles admit several other interesting tilings without a translational symmetry. A classical example with rotational symmetry was already given in the above-mentioned paper by Hirschhorn and Hunt. Moreover, any rotational symmetry of arbitrary order can be represented by an equilateral convex hexagonal tiling, as was demonstrated in [5]. As

<sup>3</sup>Note that a type with a number in bold does not guarantee that an equilateral case exists for this type. It just makes sure that if such an equilateral polygon exists, it fulfills the conditions of the proposition.




FIGURE 4. Nonperiodic tiling scheme with equilateral hexagons for any rotational symmetry

an example, figure 4 shows a tiling with symmetry group  $D_7$  in Schoenflies notation.

Such a nonperiodic tiling should not be misunderstood as aperiodic. Obviously, these monotiles can also generate periodic tilings. Nevertheless, it could be possible that quasicrystals exist with a similar rotational symmetry. Techniques are known to grow crystals starting with a so-called seed. If chemists could create a seed crystal in the form of, e.g., the shaded subset in the center of the figure 4, then a periodic crystal structure would be inhibited and only the variant with rotational symmetry could occur. This is, of course, not a guarantee for the existence of quasicrystals but in several cases new materials with unusual rotational symmetries have been found [7], [4].

Looking further into the molecular structure of [10], we can even find equilateral hexagonal cells that could (in theory) be composed in the rotational symmetric manner of figure 4, here in  $D_5$  symmetry. Figure 5 gives an optical impression of this molecular grid. Note that the molecular structure at each of the edges is the same such that any edge-to-edge tiling with this hexagon also works on the molecular level. However, it should be pointed out that the displayed structure does not show an existing quasicrystal. Only the hexagonal cell on the left side of figure 5 could be found among the examples of [10].

#### 4. CONCLUSION

By accepting that Rao's result from 2017 on the completeness of the list of 15 tiling pentagons is valid and applying elementary geometric reasoning, we are able to derive a concise characterization of all strictly convex equilateral

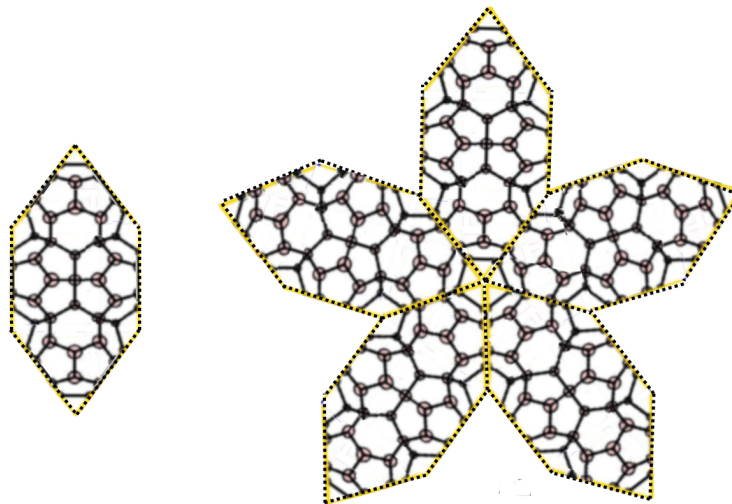


FIGURE 5. Nonperiodic (theoretical) molecular structure composed of equilateral hexagons [10], marked by dotted lines

polygons that admit monohedral tilings of the plane. In summary, we can give a short and complete description of the resulting polygon types:

- any equilateral triangle or diamond quadrangle
- any strictly convex equilateral pentagon with two different inner angles adding to  $\pi$  or pentagon  $P7$ , defined in Lemma 2.3
- any strictly convex equilateral hexagon with three distinct inner angles adding to  $2\pi$  while two of them share a common edge.

In addition, some less common nonperiodic tilings were discussed to show the close connection to quasicrystals and to demonstrate the variety of tilings in this special and visually attractive field.

## REFERENCES

- [1] Bagina, O.: Tiling the plane with congruent equilateral convex pentagons. *Journal of Combinatorial Theory, Series A* **105**(2004), 221–232
- [2] Hales, T.: Big Conjecture. <https://publicationsthomashales.wordpress.com/wp-content/uploads/2017/09/newton-big-conjecture-hales-june10-2017.pdf> (2017)
- [3] Hirschhorn, M., Hunt, D.: Convex Equilateral Pentagons Which Tile the Plane. *Journal of Combinatorial Theory, Series A* **39**(1985), 1–18
- [4] Janot, C., Patera, J.: Simple physical generation of quasicrystals. *Physics Letters, Series A* **233**(1997), 110–114
- [5] Klaassen, B.: Rotationally symmetric tilings with convex pentagons and hexagons. *Elemente der Mathematik* **71**(4), DOI:doi.org/10.5169/seals-630624 (2016)
- [6] Mann, C., McLoud-Mann, J., VonDerau, D.: Convex pentagons that admit  $i$ -block transitive tilings. *Geom Dedicata* **194**(2018), 141–167 (DOI:doi.org/10.1007/s10711-017-0270-9)
- [7] Onoda, G.Y., Steinhardt, P.J., DiVincenzo, D.P., Socolar, J.E.S.: Growing Perfect Quasicrystals. *Phys. Rev. Lett.* **60**(25), 2653–2657 (1988)
- [8] Rao, M.: Exhaustive search of convex pentagons which tile the plane (Preprint on arXiv). <https://arxiv.org/abs/1708.00274>, Aug. 2017



- [9] Reinhardt, K.: Über die Zerlegung der Ebene in Polygone, Dissertation. <https://gdz.sub.uni-goettingen.de/id/PPN316479497> (1918)
- [10] Singh, V.K., et al.: Quasiperiodic ordering in thick Sn layer on *i*-Al-Pd-Mn: A possible quasicrystalline clathrate. Phys. Rev. Res. **2**(013023), 1–15 (2020)

#### APPENDIX: TYPES OF ALL TILING CONVEX PENTAGONS AND HEXAGONS

Note that these are the conditions for convex pentagons and hexagons with arbitrary side lengths.

Pentagon type	condition(s) with angle notation due to [6]
1	$D + E = \pi$
2	$C + E = \pi; a = d$
3	$A = C = D = 2\pi/3; a = b, d = c + e$
4	$A = C = \pi/2; a = b, c = d$
5	$C = 2A = 2\pi/3; a = b, c = d$
(Erratum in [6] fig. 2, type 5: it should read $2\pi/3$ instead of $\pi/2$ .)	
6	$C + E = \pi, A = 2C; a = b = e, c = d$
7	$2B + C = 2\pi, 2D + A = 2\pi; a = b = c = d$
8	$2A + B = 2\pi, 2D + C = 2\pi; a = b = c = d$
9	$2E + B = 2\pi, 2D + C = 2\pi; a = b = c = d$
10	$E = \pi/2, A + D = 2B - D = \pi, 2C + D = 2\pi; a = e = b + d$
11	$A = \pi/2, C + E = \pi, 2B + C = 2\pi; d = e = 2a + c$
12	$A = \pi/2, C + E = \pi, 2B + C = 2\pi; 2a = c + e = d$
13	$A = C = \pi/2, 2B = 2E = 2\pi - D; c = d, 2c = e$
14	$D = \pi/2, 2E + A = 2\pi, A + C = \pi; b = c = 2a = 2d$
15	$A = 60^\circ, B = 135^\circ, C = 105^\circ, D = 90^\circ, E = 150^\circ; b = d = e, a = 2b$
Hexagon type	conditions (due to Reinhardt [9])
1	$A + B + F = 2\pi, C + D + E = 2\pi; c = f$
2	$A + C + F = 2\pi, C + D + E = 2\pi; b = d$
3	$A + C + E = 2\pi, B = D = F = 2\pi/3; a = f, b = c, d = e$

BERNHARD KLAASSEN, FRAUNHOFER INSTITUTION IEG, BOCHUM, GERMANY  
*Email address:* [bernhard.klaassen@ieg.fraunhofer.de](mailto:bernhard.klaassen@ieg.fraunhofer.de)