

# CPAM: Context-Preserving Adaptive Manipulation for Zero-Shot Real Image Editing

Dinh-Khoi Vo<sup>1,2</sup>, Thanh-Toan Do<sup>3</sup>, Tam V. Nguyen<sup>4</sup>,  
Minh-Triet Tran<sup>1,2</sup>, Trung-Nghia Le<sup>1,2\*</sup>

<sup>1</sup>Faculty of Information Technology, University of Science, VNU-HCM,  
Ho Chi Minh City, Vietnam.

<sup>2</sup>Vietnam National University, VNU-HCM, Ho Chi Minh City, Vietnam.

<sup>3</sup>Faculty of Information Technology, Monash University, Melbourne,  
Victoria, Australia.

<sup>4</sup>Department of Computer Science, University of Dayton, Dayton, Ohio,  
USA.

\*Corresponding author(s). E-mail(s): [ltnghia@fit.hcmus.edu.vn](mailto:ltnghia@fit.hcmus.edu.vn);

Contributing authors: [vdkhoi@selab.hcmus.edu.vn](mailto:vdkhoi@selab.hcmus.edu.vn);

[toan.do@monash.edu](mailto:toan.do@monash.edu); [tamnguyen@udayton.edu](mailto:tamnguyen@udayton.edu);

[tmtriet@fit.hcmus.edu.vn](mailto:tmtriet@fit.hcmus.edu.vn);

## Abstract

Editing natural images using textual descriptions in text-to-image diffusion models remains a significant challenge, particularly in achieving consistent generation and handling complex, non-rigid objects. Existing methods often struggle to preserve textures and identity, require extensive fine-tuning, and exhibit limitations in editing specific spatial regions or objects while retaining background details. This paper proposes Context-Preserving Adaptive Manipulation (CPAM), a novel zero-shot framework for complicated, non-rigid real image editing. Specifically, we propose a preservation adaptation module that adjusts self-attention mechanisms to preserve and independently control the object and background effectively. This ensures that the objects' shapes, textures, and identities are maintained while keeping the background undistorted during the editing process using the mask guidance technique. Additionally, we develop a localized extraction module to mitigate the interference with the non-desired modified regions during conditioning in cross-attention mechanisms. We also introduce various mask-guidance strategies to facilitate diverse image manipulation tasks in a



**Fig. 1:** For each image pair, given a real image (left) and a text prompt, our method (right) facilitates *zero-shot text-guided editing* without requiring fine-tuning of Stable Diffusion. Our results exhibit complex, non-rigid, consistent, and faithful editing while preserving the structure and scene layout in the original image. Our proposed method addresses various image editing tasks, including object replacement (left column), object removal and background alteration (middle column), the addition of new consistent items, and changes in object pose/view (right column).

simple manner. Extensive experiments on our newly constructed Image Manipulation BenchmArk (IMBA), a robust benchmark dataset specifically designed for real image editing, demonstrate that our proposed method is the preferred choice among human raters, outperforming existing state-of-the-art editing techniques.

**Keywords:** Real Image Editing, Zero-Shot Algorithm, Stable Diffusion

## 1 Introduction

Recent advancements in text-to-image (T2I) generation [1–8] have marked significant milestones, especially with large-scale diffusion models [9] that excel in creating diverse and high-quality images from text prompts. These models have opened new avenues for text-conditioned image editing [10–12].

Real image editing typically aims to produce multiple images of different complex, non-rigid objects or characters that resemble the original targeted object while also ensuring a perfect reconstruction of the background [12–15]. However, this presents notable challenges. Text-guided editing of a real image using state-of-the-art diffusion models [16] requires inverting the given image, which involves finding an initial latent noise that accurately reconstructs the input image [17–21] while preserving the model’s editing capabilities. Editing an image from that latent noise often results in

losing original textures and identity, leading to a different image. Additionally, existing methods are limited in editing specific objects within images, as they often focus on the most salient objects. This limitation arises from training diffusion models [9] on image-captioning datasets [22, 23], which may lack detailed descriptions of text prompts for real-world images. Thus, pre-trained Stable Diffusion (SD) is unable to focus on specific regions and instead operates on the overall image. Furthermore, real-world images often contain multiple objects and complex interactions, making it challenging to specify particular objects for editing [24–26]. Additionally, fully fine-tuning large models like SD [9, 27, 28] is less feasible in research areas with limited computational resources.

To address the lack of facilities for training models on large-scale datasets, tuning-free methods have been developed to utilize pre-trained T2I SD [9], referred to as *zero-shot image editing*. These methods leverage a pre-trained T2I model with frozen weights to eliminate the need for adjusting the model’s weights [29–31]. Most methods [10–12, 32, 33] rely on attention mechanisms in SD models to preserve the original information of images, such as background and object identities. Specifically, some methods [11, 33] swap or inject appropriate self-attention maps, while others, like [10], replace cross-attention maps to retain the content and structure of the original image during the synthesis process. However, these methods [11, 33, 34] perform well when the edited object has a certain similarity to the original object in terms of shape, texture, and other attributes. Similarly, the approach in [10] that replaces cross-attention maps requires the initial prompt and edited prompt to share similar words while incorporating different words. For instance, if the original sentence is ‘the photo of a red dog’, the edited sentence might be ‘the photo of a yellow cat’, where ‘red dog’ and ‘yellow cat’ are the differing elements. In contrast, MasaCtrl [32] adjusts self-attention to retain the current query features while replacing the key and value features. This approach ensures that the query features remain unchanged and are appropriately derived from the original semantic content guided by masks, rather than relying on rigidly swapped attention maps. As a result, MasaCtrl [32] preserves the appearance of the original image in a non-rigid manner during synthesis. However, MasaCtrl [32] controls the background and foreground simultaneously to obtain the semantic content of the corresponding original background and foreground at each appropriate step and layer. Thus, this approach lacks flexibility in controlling different image editing tasks; for example, we need the background to remain unchanged when the edited object resembles the original object. Additionally, a significant weakness of many methods is that, when editing images, they make changes to the overall image and cannot specifically edit individual objects within the image due to the condition of all image pixels and the text prompt in the cross-attention module (as shown in the middle images of Figure 4). Some methods [10, 25, 29, 35, 36] address the challenge of local editing by blending the original latent noise with the edited noise, without considering the interaction between foreground and background, resulting in rigid editing. Subsequently, these methods lead to a substantial gap in addressing real image editing tasks.

Based on the existing extensive exploration of leveraging the attention modules in SD to control the editing process and achieve desired outcomes, we analyze and clarify the semantic interaction of the components in attention and how to leverage

them for real image editing (as detailed in Section. 3). We then propose a novel zero-shot real image editing method, namely **Context-Preserving Adaptive Manipulation** (CPAM), that leverages both self-attention and cross-attention. Our method excels in manipulating non-rigid objects, allowing for modifications to various aspects such as pose, view, or even specific objects or parts within the image. Importantly, our CPAM retains the background and avoids modifications to unwanted objects or regions, thereby addressing issues faced by existing methods, enabling object removal or background replacement (as illustrated in Figure. 1). Notably, these modifications occur without any model configuration or system architecture adjustments, eliminating the need for optimization or fine-tuning phases. Specifically, we introduce a preservation adaptation process that adjusts self-attention to independently control the object and background, effectively preserving the original objects’ shapes, textures, and identities using masking techniques. Simultaneously, it ensures that the background remains undistorted or unwarpd throughout the denoising process. Additionally, we propose the localized extraction module to avoid attention between the non-desired modified regions with the target prompt in the cross-attention. Therefore, our method enables localized editing, allowing for editing not only salient objects but also specific objects within the image. We propose different mask-guidance strategies to enable innovative image editing tasks by simply adjusting masks and enhancing regional manipulation by controlling object shapes. The source mask, representing the original object, and the target mask, controlling the edited outcome, are computed differently, allowing for flexible image editing tasks.

In addition, we introduce a new **Image Manipulation BenchmArk** (IMBA) dataset, built upon TEdBench [37]. We conduct a comprehensive user study on IMBA to assess the performance of our method against state-of-the-art text-guided image editing techniques utilizing SD. The extensive experimental results unequivocally highlight the superiority of our proposed method, significantly outperforming state-of-the-art methods. Our main contributions are as follows:

- We introduce a novel tuning-free method, **Context-Preserving Adaptive Manipulation** (CPAM), leveraging both self- and cross-attention for zero-shot real image editing.
- We design a preservation adaptation process to maintain object properties (e.g., pose, view, texture, identity, structure, color) while retaining the background.
- We develop a localized extraction module to avoid undesired prompt influence on unedited regions in cross-attention.
- We propose mask-guided strategies for flexible image manipulation and object shape tracking.
- We construct the IMBA benchmark dataset with enriched annotations for real image editing evaluation.

## 2 Related work

### 2.1 Image Manipulation Methods

Several approaches required optimization or fine-tuning phases, which self-learned input images [19, 37–39]. DreamBooth [40] synthesized novel views of a given subject



using 3–5 images of that subject and a target prompt. Textual Inversion [41] optimized a new word embedding token for each concept. Imagic [37] generated novel poses and views by optimizing the target text embedding, fine-tuning model parameters, and interpolating between the approximate and target text embeddings. However, it struggled to maintain background consistency and realism, requiring careful optimization of embeddings for each prompt-image pair. Null-Text Inversion (NULL) [38] proposed optimal image-specific null-text embeddings for accurate reconstruction, combined with P2P [10] techniques for real image editing. Pix2Pix [42] performed full fine-tuning of the diffusion model by generating image-text-image triplets based on instructional input. However, the optimization and fine-tuning process is time-consuming and resource-intensive. Our method, instead, focuses on tuning-free techniques that eliminate the need for such processes.

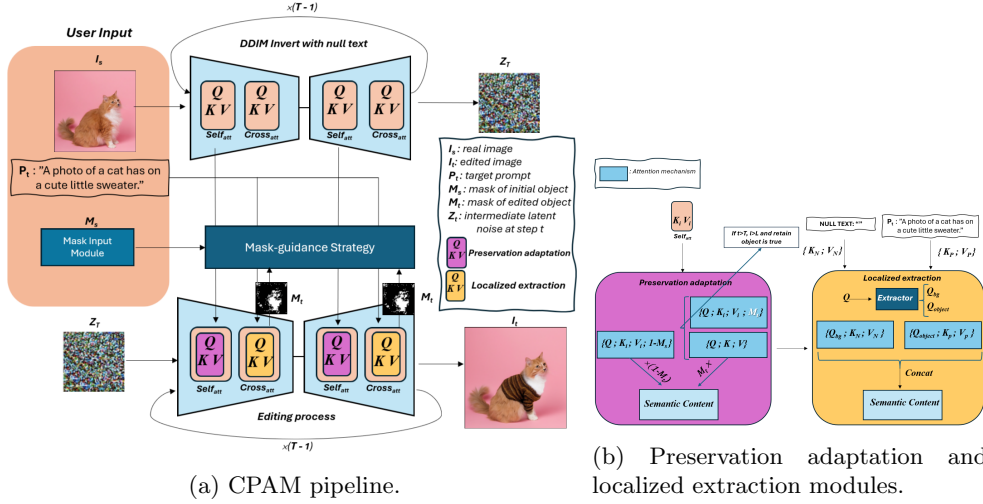
## 2.2 Zero-Shot Methods

Zero-shot approaches focused on editing images directly during the denoising phase, eliminating the need for any fine-tuning or additional training. SDEdit [30] introduced intermediate noise to an image, followed by denoising through a diffusion process conditioned on the desired edit. However, it exhibited a tradeoff between preserving the original image attributes and fully achieving the target text’s intended changes. Blended Diffusion [29] facilitated local editing using gradient guidance based on the CLIP loss of the desired modified region and the target text prompt, without accounting for the interaction between foreground and background. However, blending this with the original image noise at each step led to rigid editing and inconsistency. Attend-and-Excite [43] generate images that fully convey the semantics of the given text prompt by progressively guiding the noised latent at each timestep, using the attention maps of the subject tokens from the prompt. LEDIT++ [31] proposed approaches for quickly and accurately inverting images and determining the appropriate direction for editing. Pix2Pix-Zero [12] requires a large bank of diverse sentences from both source and target texts to form an edit direction. DDPM inversion [20] introduced an inversion method for DDPM, showing that the inversion maps encoded the image structure more effectively than the noise maps used in regular sampling, making them better suited for image editing.

## 3 Preliminary Analysis of Attention Mechanism in SD

Within the Stable Diffusion (SD) [9], the attention mechanism [44] of the denoising U-Net, which includes both self-attention and cross-attention, is mathematically expressed as  $\text{Attention}(Q, K, V) = \text{Softmax}\left(\frac{QK^T}{\sqrt{d}}\right)V$ , where  $Q$  represents the query features projected from spatial features, while  $K$  and  $V$  are the key and value features projected from spatial features (in self-attention layers) or textual embeddings (in cross-attention layers) using the respective projection matrices.





**Fig. 3:** Architecture of our proposed Context-Preserving Adaptive Manipulation (CPAM) for zero-shot real image editing consists of several key steps. First, we get the source mask  $M_s$  through the **MaskInputModule**, which can derive the mask in various ways, such as manual drawing, extraction from clicks, or text prompts using SAM. We then invert the image into latent noise using the deterministic inversion technique of DDIM [46] with null-text guidance. During the editing process, we utilize a preservation adaptation module to maintain the original attributes while mitigating effects in the background through a localized extraction module.

## 4 Proposed method

### 4.1 Overview

Based on the insights in Section. 3, we propose Context-Preserving Adaptive Manipulation (CPAM) to edit an image  $I_s$  using a source object mask  $M_s$  through the **MaskInputModule**, which can derive the mask in various ways, such as manual drawing, click-based extraction, or text prompts using SAM and a target text prompt  $P_t$  to generate a new image  $I_t$  that aligns with  $P_t$ . Notably,  $I_t$  may spatially differ from  $I_s$ , modifying objects or background while keeping other regions unchanged. To achieve this, we introduce a preservation adaptation module that adjusts self-attention to align the semantic content from intermediate latent noise to the current edited noise, ensuring the retention of the original object and background during the editing process. To prevent unwanted changes from the target prompt in non-desired modified regions, we propose a localized extraction module that enables targeted editing while preserving the remaining details. Additionally, we propose mask-guidance strategies for diverse image manipulation tasks. The overall CPAM architecture is illustrated in Figure. 3, and the zero-shot editing algorithm is outlined in Algorithm 1.

---

**Algorithm 1** Zero-Shot Real Image Editing

---

**Inputs:** A target prompt  $P_t$ , a source mask  $M_s$ , the intermediate latent noises  $z_i$ , the target initial latent noise map  $z_T$ .

**Output:** Edited latent map  $z_0$ .

1. **For**  $t = T, T - 1, \dots, 1$  **do**:
  - (a)  $M_t \leftarrow \text{Mask-guidance strategy}(\text{cross-attention maps}, M_s)$
  - (b)  $\{., K_i, V_i\} \leftarrow \epsilon_\theta(z_i, t)$
  - (c)  $\{Q, K, V\} \leftarrow \epsilon_\theta(z_t, t)$
  - (d)  $\text{inputs} \leftarrow (Q, K, V, K_i, V_i, M_s, M_t)$
  - (e)  $\text{self-attention} \xleftarrow{\text{adapt}} \text{Preserving-adaptation}(\text{inputs})$
  - (f)  $\text{cross-attention} \xleftarrow{\text{inject}} \text{Localized-extraction}(Q, P_t, P_{\text{null}}, M_t)$
  - (g)  $\epsilon \leftarrow \epsilon_\theta(z_t, P_t, t, \text{self-attention}, \text{cross-attention})$
  - (h)  $z_{t-1} \leftarrow \text{Sample}(z_t, \epsilon)$
2. **End For**.

**Return:**  $z_0$ .

---

## 4.2 Preservation Adaptation

In this section, we describe the self-attention adaptation process, which preserves the original image’s appearance by independently adapting the semantic content from intermediate latent noise to the edited image.

### 4.2.1 Background preservation adaptation

To adapt semantic content from intermediate latent noise during the denoising step  $t$ , we retain the query features  $Q$  and extract the original semantic content from the key and value features  $K$  and  $V$  at that self-attention layer. We then apply attention guided by the mask  $M_s$ . The semantic content of the background  $SC_{bg}$  can be formulated as:

$$SC_{bg} = \text{Att}(Q, K_i, V_i; 1 - M_s), \quad (1)$$

where  $K_i$  and  $V_i$  correspond to the key and value features of the intermediate latent noise, respectively, and  $\text{Att}$  is the attention mechanism.

### 4.2.2 Object preservation adaptation

Preserving the object’s semantic content is more difficult than maintaining the background because it requires adapting the original object’s features to fit a new shape, pose, or view. We carefully control this adaptation after  $S$  step and layer  $L$ , while generating new shapes, poses, or views. Thus, the semantic content of the object

(foreground)  $SC_{fg}$  can be formulated as follows:

$$SC_{fg} = \begin{cases} \text{Att}(Q, K_i, V_i; M_t), & \text{If } t > T \text{ and } l > L \\ \text{and the object is retained,} \\ \text{Att}(Q, K, V), & \text{otherwise,} \end{cases} \quad (2)$$

where  $t, l, T = 3, L = 8$  denote step and layer, respectively.  $V_i$  are the value feature of intermediate latent noise at step  $i$ .  $K$  and  $V$  are the key and value features of current noise, respectively.  $M_t$  is the target mask of the edited object, and Att is the attention mechanism.

### 4.2.3 Location adaptation

The aim of this module is to provide precise control over the foreground and background during image editing, allowing for independent adjustments. By separately deriving the semantic content of the background from Equation. 1 and the foreground from Equation. 2, and aligning them with the target mask  $M_t$ , we achieve flexible, region-specific edits. This process ensures that modifications occur only in designated areas, keeping the rest of the image intact. Consequently, the combined semantic content  $SC$ , guided by the target mask, is formulated as follows:

$$SC = M_t \odot SC_{\text{foreground}} + (1 - M_t) \odot SC_{\text{background}}, \quad (3)$$

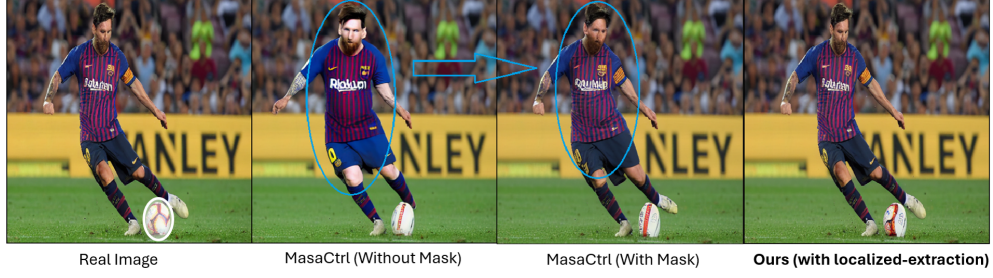
where  $\odot$  denotes the element-wise multiplication. However, applying self-attention independently to the foreground and background leads to a lack of interaction, resulting in rigid editing. To maintain overall image coherence, we randomly apply normal self-attention in 10% of the layers. This approach minimizes unintended distortions and yields more natural results during synthesis.

### 4.3 Localized Extraction

Despite significant efforts to adapt the content of the original image in our preservation adaptation module, the non-desired modified spatial region may appear distorted (as shown in the third image in Figure. 4). This distortion arises because all pixels of the image attend to tokens of the text prompt, affecting both the foreground (i.e., object) and background, including non-desired modified regions. To address this issue, we introduce a localized extraction mechanism, allowing for editing only a specific object without distorting the rest. This mechanism applies attention to the extracted object’s spatial pixels from the feature query to the target prompt, while the remaining pixels attend to the null text prompt:

$$\begin{aligned} \text{LE}(Q, K, V) = & \text{Att}(\text{Extract}(Q, M_t), K_t, V_t) \\ & \oplus \text{Att}(\text{Extract}(Q, 1 - M_t), \text{Null}(K), \text{Null}(V)), \end{aligned} \quad (4)$$

where  $\oplus$  represents concatenation,  $\text{Extract}(Q, M)$  extracts the object’s spatial pixels from the feature query  $Q$  where  $M = 1$ , and Att is the attention mechanism.



**Fig. 4:** The real image (left), along with the edit prompt “*Messi and a rugby*,” and a mask suggests a desire to transform the soccer ball into a rugby ball. In two middle images, MasaCtrl [32] produces another instance of Messi without mask guidance and retains the background with mask guidance, but the problem remains unsolved (marked by blue annotation). On the other hand, the localized extraction in our CPAM can successfully preserve the background while transforming the soccer ball into the rugby ball (the right image).

#### 4.4 Mask-Guidance Strategy

Achieving both rigid and non-rigid semantic changes within a unified framework for diverse image manipulation tasks is a notable challenge. Our method is designed to simplify this by requiring only adjustments to mask settings. We present various mask guidance strategies tailored to different editing needs. The source mask  $M_s$  refers to the mask of the object or region the user wishes to edit, which can be provided through various methods such as manual drawing, extraction from clicks, or text prompts using SAM [47]. Meanwhile, the target mask  $M_t$  can be obtained as follows:

- Replacing an object or changing the object pose, view:  $M_t$  is achieved by aggregating cross-attention maps across all steps and layers or extending the convex hull of  $M_s$ .
- Altering background: When  $M_s$  is the mask of the background, we assign  $M_t = M_s$ .
- Removing object: We assign  $M_t = 0$ , meaning in our preservation adaptation module only adapting the semantic content of the original background (refer to Equation 3).
- Modifying a specific spatial region (e.g., adding items): We simply assign  $M_t = M_s$  or slightly expand  $M_s$ .

**Mask refinement.** When manipulating an object, its shape may change during diffusion steps. To address this, we refine the mask according to the target prompt during the denoising process. The target mask  $M_t$  is automatically obtained by aggregating cross-attention maps. Initially, for the first  $T_m$  steps, we use the source mask  $M_s$ , then transition to  $M_t$ , which can be cloned from  $M_s$  or derived from the generation process. Additionally, we avoid closely segmenting both the target and original objects to prevent overly rigid editing and the leakage of underlying shape information.



**Table 1:** Functional comparison across editing methods. **Local Edit** denotes region-specific editing. **Obj. Removal** refers to the ability to remove objects. **Caption-Free** indicates the method does not require the original image caption. **Mask Ctrl** refers to mask-based region control. **Hi-Guidance** indicates compatibility with high classifier-free guidance scales. **FT** indicates fine-tuning method.

Method	Local Edit	Obj. Removal	Caption-Free	Mask Ctrl	Hi-Guidance
SDEdit [30]	✗	✗	✓	✗	✗
MasaCtrl [32]	✓	✗	✓	✓	✗
PnP [11]	✗	✗	✗	✗	✗
FPE [33]	✗	✗	✗	✗	✗
DiffEdit [36]	✓	✗	✓	✓	✗
Pix2Pix-Zero [12]	✗	✗	✗	✗	✗
LEDITS++ [31]	✓	✗	✓	✓	✗
Imagic [37] (FT)	✗	✗	✗	✗	✗
<b>CPAM (Ours)</b>	✓	✓	✓	✓	✓

## 5 Experiments

### 5.1 Implementation Details


All experiments were conducted on a machine with a single A100 GPU. Our proposed CPAM was employed using the publicly available SD-1.5 model. We initially encode the image into latent code by variational autoencoder [48] and invert to noise using the deterministic inversion technique of DDIM [46] with null-text guided. In the sampling process, we employed DDIM sampling by with 50 denoising iterations, and the classifier-free guidance was set at 7.5.

### 5.2 Image Manipulation BenchmArk (IMBA) Dataset

Textual Editing Benchmark (TEdBench) [37] was the pioneered standard benchmark for assessing non-rigid text-based real image editing. The dataset comprises 100 pairs of input images and target texts, describing complex non-rigid edits. However, the dataset lacks detailed user-editing preferences, such as object retaining, background altering, etc, and lacks evaluation on specific object editing. Thus, we introduced Image Manipulation BenchmArk (IMBA) to address these limitations, built upon the TEdBench. IMBA dataset not only incorporates detailed user-editing preferences but also includes additional inputs, such as alteration masks and object prompts, to enhance control during the editing process. Moreover, IMBA adds samples containing multiple objects, facilitating the evaluation of specific object editing capabilities. In total, IMBA includes 104 samples, with 43 samples requiring object retention, 97 samples involving object modification, and 7 samples involving background alteration.

### 5.3 Comparison with State-of-the-Arts

We compare the performance of our proposed CPAM with state-of-the-art image editing approaches based on Stable Diffusion (SD), such as P2P+NULL [10, 38], SDEdit [30], MasaCtrl [32], PnP [11], FPE [33], DiffEdit [36], Pix2Pix-Zero [12],



**Fig. 5:** Qualitative comparison of our proposed CPAM with state-of-the-art approaches. Our CPAM outperforms existing methods across multiple real image editing tasks. Please zoom in for a clearer view.

LEDITS++ [31], and the fine-tuning method Imagic [37]. As shown in Table 1, CPAM is the only method that supports all key functional aspects for real image editing, including localized editing, object removal, and editing without requiring the original image caption. This demonstrates its strong applicability to a wide range of complex editing tasks, distinguishing it from both zero-shot and fine-tuning-based methods.

Figure 5 provides a qualitative comparison of our CPAM against leading techniques in image editing. Our results indicate that CPAM consistently outperforms these existing methods across various real image editing tasks. This performance is particularly evident in its ability to modify diverse aspects of images, including pose, view, background changes, and specific object alterations, all while effectively preserving the original background and avoiding unintended modifications.

In Table 2, we compare the quantitative metrics of our CPAM against state-of-the-art approaches. We excluded the evaluation of P2P [10] combined with Null text inversion technique[38] due to its reliance on an initial prompt that often leads to unchanged outputs. Results reveal a clear trend: while SDEdit and other methods struggle to maintain structural integrity and background details, our CPAM achieves high CLIP accuracy alongside low structure distortion and background LPIPS scores. This combination demonstrates our capability to execute edits effectively while retaining the essential features of the original input images.

**Table 2:** Comparison with state-of-the-art methods using CLIPScore to measure text-image alignment and LPIPS (background) to evaluate background preservation. **Bold** and underline indicate the best and second best scores. Imagic [37] is the fine-tuning method (FT).


Method	CLIPScore $\uparrow$	LPIPS (background) $\downarrow$
SDEdit [30]	28.19	0.338
MasaCtrl [32]	28.82	0.223
PnP [11]	29.03	0.162
FPE [33]	29.02	0.152
DiffEdit [36]	28.58	0.148
Pix2Pix-Zero [12]	27.01	0.186
LEDITS++ [31]	28.74	<b>0.141</b>
Imagic [37] (FT)	<b>30.34</b>	0.420
<b>CPAM (Ours)</b>	<u>29.26</u>	<u>0.149</u>

Methods like SDEdit [30] often yield unrealistic results due to their dependence on noise strength parameters, which can disrupt semantic consistency. MasaCtrl [32] lacks precise control over background and foreground elements during denoising, leading to unwanted alterations. PnP [11] preserves the background but often fails to meet the target prompt, while FPE [33] generates minimal visible changes due to its high reliance on self-attention maps. Pix2Pix-Zero [12] struggles in real image editing tasks due to its dependence on closely matched prompts. Additionally, DiffEdit [36] and LEDITS++ [31] often capture the entire object when generating masks based on noise estimation, resulting in unwanted modifications. Although Imagic [37] excels in user satisfaction, it frequently struggles with background retention and can produce misalignments or unwanted alterations, and requires more time consuming for fine-tuning and optimizing for each image prompt pair.

In contrast, our CPAM demonstrates a more robust performance in preserving both object integrity and background details, effectively executing complex edits without sacrificing quality. This combination of qualitative and quantitative evaluations underscores the effectiveness of our approach in the context of modern image editing techniques.

## 5.4 Ablation Study

We assess our proposed modules’ effectiveness using the Preservation Adaptation (PA) to query and preserve original semantic content in non-masked regions, while the Localized Extraction (LE) applies null text conditioning to maintain their attributes, preventing text-prompt-induced distortions. Figure 6 shows that enabling both PA and LE results in edits localized to the specified regions defined by the text prompt, while the non-masked regions remain unaffected. Without using LE, the horse’s left side retains its color, but the leg and tail morph into tiger-like features per the prompt. Disabling PA alters the color while preserving the shape of legs and tail, resembling a zebra. Disabling both generates a full tiger, adhering to the prompt without retaining original semantics.



**Fig. 6:** Effectiveness of PA and LE modules. Enabling both PA and LE localizes edits to prompt-specified regions, leaving non-masked areas intact.

**Table 3:** User study results measuring participants’ opinion (1: very bad, 6: very good) in rating image editing methods. Our CPAM significantly outperforms existing methods. **Bold** and underline indicate the best and second best scores. Imagic [37] is the fine-tuning method (FT).


Method	Object Retention	Background Retention	Realistic	Satisfaction
SDEdit [30]	3.63	3.19	3.38	2.42
MasaCtrl [32]	4.01	4.17	4.32	3.11
PnP [11]	<u>4.61</u>	4.49	4.20	2.63
FPE [33]	4.50	4.44	4.33	2.53
DiffEdit [36]	4.58	4.57	4.40	3.13
Pix2Pix-Zero [12]	2.11	4.23	1.84	1.93
LEDIT++ [31]	4.38	<u>4.95</u>	4.57	3.26
Imagic [37] (FT)	3.74	3.48	4.30	<b>4.82</b>
<b>CPAM (Ours)</b>	<b>4.72</b>	<b>5.09</b>	<b>4.69</b>	<u>3.30</u>

## 5.5 User Study

To further assess the effectiveness of our proposed CPAM, we conducted a user study comparing it against several leading prompt-based editing methods utilizing diffusion models. The methods evaluated include SDEdit [30], MasaCtrl [32], PnP [11], FPE [33], DiffEdit [36], Pix2Pix-Zero [12], LEDIT++ [31], and the fine-tuning method Imagic [37].

To ensure a comprehensive evaluation, we defined four key metrics: object retention, background retention, realism, and overall satisfaction. These metrics are designed to assess the methods’ effectiveness in executing realistic edits while preserving important features of the original images:

- *Object Retention:* This metric evaluates how well the method preserves the identity and details of the main object in the image during editing.
- *Background Retention:* This assesses the method’s ability to maintain the integrity and appearance of the background while altering the main object.



**Fig. 7:** Without fine-tuning the model, it cannot generate novel views and poses of objects aligned with the text prompt. We compare these tuning-free methods to the fine-tuning method Imagic, which can generate novel views and poses.

- *Realism*: This metric analyzes the realism of the edits, particularly in the context of non-rigid transformations.
- *Satisfaction*: This measures the degree to which the edited image aligns with the textual description provided as the editing prompt.

We invited 20 participants from diverse professional backgrounds to provide a variety of perspectives in the evaluation process. Each participant rated the performance of the methods on a scale from 1 (very bad) to 6 (very good) across the four metrics. Participants evaluated 50 randomly shuffled images for each method, resulting in a total of 36,000 responses.

Table 3 presents the Mean Opinion Score (MOS) derived from the participants’ ratings. The results demonstrate that our CPAM significantly outperforms the other methods across most metrics. Notably, CPAM received the highest ratings for object retention, background retention, and realism, indicating its superior ability to maintain key elements of the images while executing edits effectively. While Imagic [37] excelled in user satisfaction but it faced challenges in background retention, occasionally produced unrealistic outputs, and required significantly more time for fine-tuning and optimization for each image-prompt pair.

Overall, the user study reinforced the findings from our qualitative and quantitative evaluations, highlighting the effectiveness of CPAM in real image editing tasks.

## 5.6 Limitations and Discussion

Similar to other zero-shot methods, our method is constrained by the capabilities of the pre-trained model. Sometimes, the generated images may not align perfectly with the provided prompts (see Figure. 7). Our mask refinement module aims to obtain masks from cross-attention maps by applying a simple standardization technique. However, this approach may result in imprecise object shapes or may overly focus on prominent objects, leading to suboptimal outcomes. While we can address this issue by adjusting or slightly expanding the masks, there are situations where these solutions may not be sufficient. When editing a specific spatial region of an image,



precise prompts and initial masks are necessary, and the model must generate content in that region. Unfortunately, we may encounter difficulties editing small or non-salient objects or when content cannot be generated in that region (see details in supplemental). This challenge arises because the SD model is primarily trained on image-captioning datasets, where the text prompts typically focus on salient objects. Fortunately, our method allows for an increased guidance scale, effectively addressing this challenge and enhancing the model’s ability to generate content in less prominent areas.

## 6 Conclusion

Our CPAM facilitates various zero-shot real image editing tasks by leveraging both self-attention and cross-attention mechanisms within SD models. Overcoming existing limitations, CPAM employs a preservation adaptation process to meticulously control and retain various object attributes while preserving the background. Additionally, our method features a localized extraction module to prevent undesired effects of target prompts on non-desired spatial regions, enabling precise object editing within images. We also introduce IMBA dataset, providing rich information for comprehensive image manipulation evaluations. Empirical results demonstrate that our CPAM consistently outperforms existing leading editing techniques in achieving complicated and non-rigid edits.

## Acknowledgment

This research is funded by Vietnam National Foundation for Science and Technology Development (NAFOSTED) under Grant Number 102.05-2023.31.

## References

- [1] Ramesh, A., Pavlov, M., Goh, G., Gray, S., Voss, C., Radford, A., Chen, M., Sutskever, I.: Zero-shot text-to-image generation. In: International Conference on Machine Learning, pp. 8821–8831 (2021). Pmlr
- [2] Dhariwal, P., Nichol, A.: Diffusion models beat gans on image synthesis. In: Ranzato, M., Beygelzimer, A., Dauphin, Y., Liang, P.S., Vaughan, J.W. (eds.) Advances in Neural Information Processing Systems, vol. 34, pp. 8780–8794 (2021)
- [3] Nichol, A., Dhariwal, P., Ramesh, A., Shyam, P., Mishkin, P., McGrew, B., Sutskever, I., Chen, M.: Glide: Towards photorealistic image generation and editing with text-guided diffusion models. International conference on machine learning (2022)
- [4] Yu, J., Xu, Y., Koh, J.Y., Luong, T., Baid, G., Wang, Z., Vasudevan, V., Ku, A., Yang, Y., Ayan, B.K., *et al.*: Scaling autoregressive models for content-rich text-to-image generation. arXiv preprint arXiv:2206.10789 **2**(3), 5 (2022)



- [5] Ramesh, A., Dhariwal, P., Nichol, A., Chu, C., Chen, M.: Hierarchical text-conditional image generation with clip latents. arxiv 2022. arXiv preprint arXiv:2204.06125 (2022)
- [6] Saharia, C., Chan, W., Saxena, S., Li, L., Whang, J., Denton, E.L., Ghasemipour, K., Gontijo Lopes, R., Karagol Ayan, B., Salimans, T., Ho, J., Fleet, D.J., Norouzi, M.: Photorealistic text-to-image diffusion models with deep language understanding. In: Koyejo, S., Mohamed, S., Agarwal, A., Belgrave, D., Cho, K., Oh, A. (eds.) *Advances in Neural Information Processing Systems*, vol. 35, pp. 36479–36494 (2022)
- [7] Black Forest Labs: Flux. <https://github.com/black-forest-labs/flux>. Accessed: 2024 (2024)
- [8] Esser, P., Kulal, S., Blattmann, A., Entezari, R., Müller, J., Saini, H., Levi, Y., Lorenz, D., Sauer, A., Boesel, F., et al.: Scaling rectified flow transformers for high-resolution image synthesis, 2024. URL <https://arxiv.org/abs/2403.03206> **2**
- [9] Rombach, R., Blattmann, A., Lorenz, D., Esser, P., Ommer, B.: High-resolution image synthesis with latent diffusion models. In: *Proceedings of the IEEE/CVF Conference on Computer Vision and Pattern Recognition*, pp. 10684–10695 (2022)
- [10] Hertz, A., Mokady, R., Tenenbaum, J., Aberman, K., Pritch, Y., Cohen-Or, D.: Prompt-to-prompt image editing with cross attention control. *International Conference on Learning Representations* (2023)
- [11] Tumanyan, N., Geyer, M., Bagon, S., Dekel, T.: Plug-and-play diffusion features for text-driven image-to-image translation. In: *Proceedings of the IEEE/CVF Conference on Computer Vision and Pattern Recognition*, pp. 1921–1930 (2023)
- [12] Parmar, G., Kumar Singh, K., Zhang, R., Li, Y., Lu, J., Zhu, J.-Y.: Zero-shot image-to-image translation. In: *ACM SIGGRAPH 2023 Conference Proceedings*, pp. 1–11 (2023)
- [13] Vo, D.-K., Ly, D.-N., Le, K.-D., Nguyen, T.V., Tran, M.-T., Le, T.-N.: icontra: Toward thematic collection design via interactive concept transfer. In: *Extended Abstracts of the CHI Conference on Human Factors in Computing Systems* (2024)
- [14] Wallace, B., Gokul, A., Naik, N.: Edict: Exact diffusion inversion via coupled transformations. In: *Proceedings of the IEEE/CVF Conference on Computer Vision and Pattern Recognition*, pp. 22532–22541 (2023)
- [15] Pan, Z., Gherardi, R., Xie, X., Huang, S.: Effective real image editing with accelerated iterative diffusion inversion. In: *Proceedings of the IEEE/CVF International Conference on Computer Vision*, pp. 15912–15921 (2023)

- [16] Kim, G., Kwon, T., Ye, J.C.: Diffusionclip: Text-guided diffusion models for robust image manipulation. In: Proceedings of the IEEE/CVF Conference on Computer Vision and Pattern Recognition, pp. 2426–2435 (2022)
- [17] Deutch, G., Gal, R., Garibi, D., Patashnik, O., Cohen-Or, D.: Turboedit: Text-based image editing using few-step diffusion models. In: SIGGRAPH Asia 2024 Conference Papers, pp. 1–12 (2024)
- [18] Garibi, D., Patashnik, O., Voynov, A., Averbuch-Elor, H., Cohen-Or, D.: Renoise: Real image inversion through iterative noising. In: European Conference on Computer Vision, pp. 395–413 (2024). Springer
- [19] Han, L., Wen, S., Chen, Q., Zhang, Z., Song, K., Ren, M., Gao, R., Stathopoulos, A., He, X., Chen, Y., *et al.*: Proxedit: Improving tuning-free real image editing with proximal guidance. In: Proceedings of the IEEE/CVF Winter Conference on Applications of Computer Vision, pp. 4291–4301 (2024)
- [20] Huberman-Spiegelglas, I., Kulikov, V., Michaeli, T.: An edit friendly ddpm noise space: Inversion and manipulations. In: Proceedings of the IEEE/CVF Conference on Computer Vision and Pattern Recognition, pp. 12469–12478 (2024)
- [21] Ju, X., Zeng, A., Bian, Y., Liu, S., Xu, Q.: Direct inversion: Boosting diffusion-based editing with 3 lines of code. arXiv preprint arXiv:2310.01506 (2023)
- [22] Schuhmann, C., Vencu, R., Beaumont, R., Kaczmarczyk, R., Mullis, C., Katta, A., Coombes, T., Jitsev, J., Komatsuzaki, A.: Laion-400m: Open dataset of clip-filtered 400 million image-text pairs. arXiv preprint arXiv:2111.02114 (2021)
- [23] Schuhmann, C., Beaumont, R., Vencu, R., Gordon, C., Wightman, R., Cherti, M., Coombes, T., Katta, A., Mullis, C., Wortsman, M., *et al.*: Laion-5b: An open large-scale dataset for training next generation image-text models. *Advances in Neural Information Processing Systems* **35**, 25278–25294 (2022)
- [24] Patashnik, O., Garibi, D., Azuri, I., Averbuch-Elor, H., Cohen-Or, D.: Localizing object-level shape variations with text-to-image diffusion models. In: Proceedings of the IEEE/CVF International Conference on Computer Vision, pp. 23051–23061 (2023)
- [25] Li, S., Zeng, B., Feng, Y., Gao, S., Liu, X., Liu, J., Li, L., Tang, X., Hu, Y., Liu, J., *et al.*: Zone: Zero-shot instruction-guided local editing. In: Proceedings of the IEEE/CVF Conference on Computer Vision and Pattern Recognition, pp. 6254–6263 (2024)
- [26] Lin, Y., Chen, Y.-W., Tsai, Y.-H., Jiang, L., Yang, M.-H.: Text-driven image editing via learnable regions. In: Proceedings of the IEEE/CVF Conference on Computer Vision and Pattern Recognition, pp. 7059–7068 (2024)

- [27] Bar-Tal, O., Ofri-Amar, D., Fridman, R., Kasten, Y., Dekel, T.: Text2live: Text-driven layered image and video editing. In: European Conference on Computer Vision, pp. 707–723 (2022). Springer
- [28] Valevski, D., Kalman, M., Matias, Y., Leviathan, Y.: Unitune: Text-driven image editing by fine tuning an image generation model on a single image. arXiv preprint arXiv:2210.09477 **2**(3), 5 (2022)
- [29] Avrahami, O., Lischinski, D., Fried, O.: Blended diffusion for text-driven editing of natural images. In: Proceedings of the IEEE/CVF Conference on Computer Vision and Pattern Recognition, pp. 18208–18218 (2022)
- [30] Meng, C., He, Y., Song, Y., Song, J., Wu, J., Zhu, J.-Y., Ermon, S.: SDEdit: Guided image synthesis and editing with stochastic differential equations. In: International Conference on Learning Representations (2022)
- [31] Brack, M., Friedrich, F., Kornmeier, K., Tsaban, L., Schramowski, P., Kersting, K., Passos, A.: Ledits++: Limitless image editing using text-to-image models. In: Proceedings of the IEEE/CVF Conference on Computer Vision and Pattern Recognition, pp. 8861–8870 (2024)
- [32] Cao, M., Wang, X., Qi, Z., Shan, Y., Qie, X., Zheng, Y.: Masactrl: Tuning-free mutual self-attention control for consistent image synthesis and editing. In: Proceedings of the IEEE/CVF International Conference on Computer Vision (ICCV), pp. 22560–22570 (2023)
- [33] Liu, B., Wang, C., Cao, T., Jia, K., Huang, J.: Towards understanding cross and self-attention in stable diffusion for text-guided image editing. In: Proceedings of the IEEE/CVF Conference on Computer Vision and Pattern Recognition, pp. 7817–7826 (2024)
- [34] Titov, V., Khalmatova, M., Ivanova, A., Vetrov, D., Alanov, A.: Guide-and-rescale: Self-guidance mechanism for effective tuning-free real image editing. In: European Conference on Computer Vision, pp. 235–251 (2024). Springer
- [35] Avrahami, O., Fried, O., Lischinski, D.: Blended latent diffusion. ACM transactions on graphics (TOG) **42**(4), 1–11 (2023)
- [36] Couairon, G., Verbeek, J., Schwenk, H., Cord, M.: Diffedit: Diffusion-based semantic image editing with mask guidance. International Conference in Learning Representations (2023)
- [37] Kawar, B., Zada, S., Lang, O., Tov, O., Chang, H., Dekel, T., Mosseri, I., Irani, M.: Imagic: Text-based real image editing with diffusion models. In: Proceedings of the IEEE/CVF Conference on Computer Vision and Pattern Recognition, pp. 6007–6017 (2023)

- [38] Mokady, R., Hertz, A., Aberman, K., Pritch, Y., Cohen-Or, D.: Null-text inversion for editing real images using guided diffusion models. In: Proceedings of the IEEE/CVF Conference on Computer Vision and Pattern Recognition, pp. 6038–6047 (2023)
- [39] Chen, X., Feng, Y., Chen, M., Wang, Y., Zhang, S., Liu, Y., Shen, Y., Zhao, H.: Zero-shot image editing with reference imitation. In: Globerson, A., Mackey, L., Belgrave, D., Fan, A., Paquet, U., Tomczak, J., Zhang, C. (eds.) *Advances in Neural Information Processing Systems*, vol. 37, pp. 84010–84032 (2024)
- [40] Ruiz, N., Li, Y., Jampani, V., Pritch, Y., Rubinstein, M., Aberman, K.: Dream-booth: Fine tuning text-to-image diffusion models for subject-driven generation. In: Proceedings of the IEEE/CVF Conference on Computer Vision and Pattern Recognition, pp. 22500–22510 (2023)
- [41] Gal, R., Alaluf, Y., Atzmon, Y., Patashnik, O., Bermano, A.H., Chechik, G., Cohen-Or, D.: An image is worth one word: Personalizing text-to-image generation using textual inversion. *International Conference on Learning Representations* (2023)
- [42] Brooks, T., Holynski, A., Efros, A.A.: Instructpix2pix: Learning to follow image editing instructions. In: *CVPR* (2023)
- [43] Chefer, H., Alaluf, Y., Vinker, Y., Wolf, L., Cohen-Or, D.: Attend-and-excite: Attention-based semantic guidance for text-to-image diffusion models. *ACM Transactions on Graphics (TOG)* **42**(4), 1–10 (2023)
- [44] Vaswani, A., Shazeer, N., Parmar, N., Uszkoreit, J., Jones, L., Gomez, A.N., Kaiser, Ł., Polosukhin, I.: Attention is all you need. *Advances in neural information processing systems* **30** (2017)
- [45] Ho, J., Salimans, T.: Classifier-free diffusion guidance. In: *NeurIPS 2021 Workshop on Deep Generative Models and Downstream Applications* (2021)
- [46] Song, J., Meng, C., Ermon, S.: Denoising diffusion implicit models. *International Conference on Learning Representations* (2021)
- [47] Kirillov, A., Mintun, E., Ravi, N., Mao, H., Rolland, C., Gustafson, L., Xiao, T., Whitehead, S., Berg, A.C., Lo, W.-Y., Dollar, P., Girshick, R.: Segment anything. In: Proceedings of the IEEE/CVF International Conference on Computer Vision, pp. 4015–4026 (2023)
- [48] Kingma, D.P., Welling, M.: Auto-encoding variational bayes. In: *International Conference on Learning Representations* (2014)