

A family of graph GOSPA metrics for graphs with different sizes

Jinhao Gu, Ángel F. García-Fernández, Robert E. Firth, Lennart Svensson

Abstract—This paper proposes a family of graph metrics for measuring distances between graphs of different sizes. The proposed metric family defines a general form of the graph generalised optimal sub-pattern assignment (GOSPA) metric and is also proved to satisfy the metric properties. Similarly to the graph GOSPA metric, the proposed graph GOSPA metric family also penalises the node attribute costs for assigned nodes between the two graphs, and the number of unassigned nodes. However, the proposed family of metrics provides more general penalties for edge mismatches than the graph GOSPA metric. This paper also shows that the graph GOSPA metric family can be approximately computed using linear programming. Simulation experiments are performed to illustrate the characteristics of the proposed graph GOSPA metric family with different choices of hyperparameters. The benefits of the proposed graph GOSPA metric family for classification tasks are also shown on real-world datasets.

Index Terms—Graph matching, graph metrics, generalised optimal assignment sub-pattern metric, linear programming.

I. INTRODUCTION

Graphs, as representations with both nodes and node connection information, are commonly used in several applications, including signal processing [1], [2], recommendation systems [3], and graph neural networks [4]. In these applications where we infer or learn graph information, it is important to quantify the difference between graphs to have a notion of error between graphs.

There are various methods of comparing the discrepancies among graphs and defining distance functions. For a principled notion of discrepancy, it is important that the distance function is a mathematically defined metric, which meets the identity, symmetry and triangle inequality properties¹ [5]. In addition, it is relevant that the distance function has a clear interpretation of what it penalises.

We proceed to review several metrics for graphs with interpretable results. A graph distance based on graph isomorphisms is the maximum common subgraph (MCS) distance [6], which computes the maximum common subgraph between two graphs. The MCS does not consider the attributes in

vertices. This implies the MCS distance does not satisfy the metric property in the space of graphs with vertex attributes.

Another commonly used method is the graph edit distance (GED) [7]. The GED computes the minimum edit cost of converting one graph to another graph, which has clear interpretability. The GED depends on the cost selection for each operation, which can be an insertion, deletion or substitution of a node or an edge. If these cost functions for each operation are metrics, the GED can also be a metric [8]. The exact solution of the GEDs is generally NP-hard, but [9] and [10] show that the GED can be calculated by approximate techniques to obtain a polynomial computational complexity, although the approximations based on bipartite graph matching [9] and greedy algorithms [10] do not preserve the metric property.

In [11], a distance originally designed for graphs of chemicals was introduced, but it did not consider node attributes. This chemical distance has been extended to a family of graph distances for attributed graphs in [12]. The family in [12], which we refer to as the generalised chemical distances (GCDs), can also include node attributes, but their mathematical formulation is limited to graphs of the same size. This approach has shown its computational benefits for large graphs in [13] with an implementation based on the alternating direction method of multipliers (ADMM) [14]. In practice, GCDs can be used to compare graphs of different sizes by adding dummy nodes to the smaller graph to match the size of the larger graph. However, adding dummy nodes can break the triangle inequality property. For instance, this happens if we add dummy nodes with zeros as their attributes with no edges to other nodes, as done in [13].

Recently, graphs metrics for undirected graphs with a general edge attribute space based on the optimal sub-pattern assignment (OSPA) metric [15] and the transport transform metric [16], which is similar to the generalised optimal sub-pattern assignment (GOSPA) metric [17], have been introduced in [18]. These metrics make associations between the nodes in the two graphs, and their definition does not require dummy nodes. However, the graph metrics that are based on OSPA do not penalise the number of missed and false nodes, as OSPA does not penalise these, and it is possible to add extra false nodes without penalty [17]. The computation of these metrics for graphs of different sizes is based on the addition of dummy nodes.

The graph GOSPA metric is a metric for graphs of different sizes that makes assignments between nodes in both graphs, with the possibility of leaving some nodes unassigned [19]. The graph GOSPA metric has penalties for node attribute errors for properly assigned nodes, number of missed nodes,

J. Gu is with the Department of Electrical Engineering and Electronics, University of Liverpool, Liverpool L69 3GJ (email: jinhgu@liverpool.ac.uk). A. F. García-Fernández is with the IPTC, ETSI de Telecomunicación, Universidad Politécnica de Madrid, 28040 Madrid, Spain (email: angel.garcia.fernandez@upm.es). R. E. Firth is with the STFC Hartree Centre, WA4 4AD Daresbury, UK (email: robert.firth@stfc.ac.uk). L. Svensson is with the Department of Electrical Engineering, Chalmers University of Technology, SE-412 96 Gothenburg, Sweden (email: lennart.svensson@chalmers.se). This work was supported by the EPSRC Centre for Doctoral Training in Distributed Algorithms EP/S023445/1.

¹In this paper, we consider that the distance function does not necessarily meet the metric properties.

number of false nodes and also edge mismatches, providing clear interpretability. It is defined for undirected and directed (and possibly weighted) graphs. The graph transport-transport metric [18], defined for undirected graphs with edge attributes, also has these costs, though the definition of the edge mismatches in graph GOSPA enables a fast implementation (polynomial time) via the linear programming (LP) relaxation of the metric, which is also a metric. In particular, in the graph GOSPA metric [19], there is an edge mismatch if, between two pairs of nodes that are assigned, the edge exists in one graph but does not in the other graph. The graph GOSPA metric also includes a half-edge error for edges that connect an assigned node with an unassigned node.

The contribution of this paper is a family of graph GOSPA metrics to compute the distance between graphs of different sizes. The family considers undirected, unweighted graphs, with node attributes, with a more flexible choice of the edge mismatch cost than the graph GOSPA metric [19]. The family of metrics is shown to be a principled, mathematically-defined metric and is also based on the calculation of an optimal assignment between nodes of the two graphs, with the possibility of leaving nodes unassigned. The family of metrics also has a clear interpretability penalising node attribute errors for assigned nodes, and the number of missed and false nodes as graph GOSPA.

The family defines three types of edge mismatches, which can have different costs: assigned-assigned edge mismatch (between two assigned nodes), assigned-unassigned edge mismatch (between one assigned node and an unassigned node), and unassigned-unassigned edge mismatch (both nodes of the edge being unassigned). This approach is more flexible than the graph GOSPA metric, which considers two types of edge mismatches (assigned-assigned edge mismatch and assigned-unassigned edge mismatch, and has half the cost of an assigned-assigned edge mismatch. The graph GOSPA family edge mismatches are also more flexible than the edge mismatches of the GTT metric, which considers a single type of cost for all edge mismatches (including assigned-assigned, assigned-unassigned and unassigned-unassigned). A second contribution of this paper is the development of a tractable approximation to the graph GOSPA metric family that is calculated via LP. A benefit of this implementation is that it does not add dummy nodes, which are required in GCD and GTT metric implementations. Experimental results show the increased flexibility of the metric, compared to graph GOSPA, and the benefits in graph classification via a K-nearest neighbours (KNN) classifier [20].

The rest of the paper is organised as follows. In Section II, we provide the definition of the graph metrics and the background on the GOSPA metric. Section III defines the proposed graph GOSPA metric family and provides illustrative examples on how the metric works. This section also presents the integer LP and relaxed LP of the graph GOSPA metric family, as well as its decomposition, including localisation errors for assigned nodes, false and missed errors for unassigned nodes, and errors for assigned edges, missed edges, and half-assigned edges. Section IV presents the experimental results. The conclusions are drawn in Section V.

II. PROBLEM FORMULATION AND BACKGROUND

In this section, we formulate the problem of defining metrics for graphs and also review the GOSPA metric.

A. Metrics for graphs

An undirected graph $G \in \Omega$, where Ω is the space of undirected graphs, can be defined by $G = (V, E)$, a pair containing vertices (or nodes) V and a set of edges E . In a vertex set $V = \{x_1, \dots, x_n\}$, the i -th vertex is denoted by $x_i \in \mathbb{X}$, where \mathbb{X} is the attribute space of the vertex, with $\mathbb{X} = \mathbb{R}^N$ if the attribute is a real vector. Thus, $V \in \mathcal{F}(\mathbb{X})$, where $\mathcal{F}(\mathbb{X})$ denotes the set of finite subsets of \mathbb{X} . The edge set E is defined based on the vertex set where $E(V) \subseteq \mathbb{E} = \{\{x, y\} : x, y \in V, x \neq y\}$.

To define a metric $d(\cdot, \cdot)$ between two graphs $X = (V_X, E_X)$ and $Y = (V_Y, E_Y)$, the metric properties need to be considered. A distance function $d(\cdot, \cdot) : \Omega \times \Omega \rightarrow \mathbb{R}_+$, is a metric on Ω if it meets the following properties for all $X, Y, Z \in \Omega$ [5]:

- 1) $d(X, Y) = 0$ if and only if $X = Y$ (identity);
- 2) $d(X, Y) = d(Y, X)$ (symmetry);
- 3) $d(X, Y) \leq d(X, Z) + d(Z, Y)$ (triangle inequality).

B. GOSPA metric

This section briefly reviews the GOSPA metric, as it is the base for the graph GOSPA family of metrics [17].

The GOSPA metric is a metric between two sets of nodes and is based on node assignments. Suppose we have two sets of nodes $V_X = \{x_1, \dots, x_{n_X}\}$ and $V_Y = \{y_1, \dots, y_{n_Y}\}$. Let γ be an assignment set between $\{1, \dots, n_X\}$ and $\{1, \dots, n_Y\}$, where $\gamma \subseteq \{1, \dots, n_X\} \times \{1, \dots, n_Y\}$. That is, γ is a subset of the set of all possible assignments Γ . Then we denote the set of all possible γ as Γ .

Definition 1. Given a scalar $c > 0$, a scalar p with $1 \leq p \leq \infty$, and a base metric $d(\cdot, \cdot)$ on the attribute space \mathbb{X} , the GOSPA metric ($\alpha = 2$) [17] between V_X and V_Y is

$$d^{(c)}(V_X, V_Y) = \min_{\gamma \in \Gamma} \left(\sum_{(i,j) \in \gamma} d^p(x_i, y_j) + \frac{c^p}{2}(n_X + n_Y - 2|\gamma|) \right). \quad (1)$$

In (1), the first term represents the distance between node attributes for assigned nodes to the power of p and the second term represents the cost of unassigned nodes, to the power of p . Assigned nodes x_i and y_{π_i} contribute $d(x_i, y_{\pi_i})^p$ to the overall error, and any unassigned node in $V_X = \{x_1, \dots, x_{n_X}\}$ or $V_Y = \{y_1, \dots, y_{n_Y}\}$ is penalised with $c^p/2$.

When applied to graphs, the GOSPA metric only computes the differences between node attributes and does not consider the corresponding edges. Thus, the GOSPA metric does not satisfy the identity property and is not a metric for graphs.

III. GRAPH GOSPA METRIC FAMILY

In this section, we introduce the graph GOSPA metric family in terms of assignment sets in Section III-A. Section III-B provides illustrative examples of how this metric family works. Section III-C shows how to write the graph GOSPA metric family in terms of assignment matrices. In Section III-D, we show the decomposition of the metric family. Section III-E explains the linear programming approximation of the graph GOSPA metric family.

A. Graph GOSPA family in terms of assignment sets

Suppose we have two graphs $X = (V_X, E_X)$ and $Y = (V_Y, E_Y)$ with sets of nodes $V_X = \{x_1, \dots, x_{n_X}\}$ and $V_Y = \{y_1, \dots, y_{n_Y}\}$. The corresponding adjacency matrices for the sets of edges with node ordering (x_1, \dots, x_{n_X}) and (y_1, \dots, y_{n_Y}) are A_X and A_Y , respectively. The (i, j) element of matrix A_X is denoted as $A_X(i, j)$, where $A_X(i, j) \in \{0, 1\}$. If node i and node j are connected by an edge, $A_X(i, j) = A_X(j, i) = 1$, otherwise, $A_X(i, j) = A_X(j, i) = 0$.

Similarly to GOSPA, the graph GOSPA metric family makes assignments between nodes, and includes costs for assigned nodes and unassigned nodes. Additionally, it includes edge mismatch costs. Given the assignment set γ , the sets of unassigned node indices in X and Y are $U_X(\gamma) = \{1, \dots, n_X\} \setminus \{i : (i, j) \in \gamma\}$ and $U_Y(\gamma) = \{1, \dots, n_Y\} \setminus \{j : (i, j) \in \gamma\}$. Then we can formally define the graph GOSPA metric family.

Definition 2. For the hyperparameters $c, p, \epsilon, \beta, \eta$, such that $c > 0$, $1 \leq p < \infty$, $\epsilon > 0$ and $0 < \beta \leq \eta \leq 1$, the graph GOSPA metric family between graph X and graph Y is

$$d(X, Y) = \min_{\gamma \in \Gamma} \left(\sum_{(i,j) \in \gamma} d^p(x_i, y_j) + \frac{c^p}{2}(|X| + |Y| - 2|\gamma|) + \epsilon^p(\gamma) \right)^{1/p}, \quad (2)$$

where the edge mismatch error is given by

$$\begin{aligned} \epsilon^p(\gamma) = & \frac{\epsilon^p}{2} \sum_{(i_1, j_1) \in \gamma} \sum_{(i_2, j_2) \in \gamma} |A_X(i_1, i_2) - A_Y(j_1, j_2)| \\ & + \eta \epsilon^p \sum_{(i_1, j_1) \in \gamma} \left[\sum_{i_2 \in U_X(\gamma)} A_X(i_1, i_2) + \sum_{j_2 \in U_Y(\gamma)} A_Y(j_1, j_2) \right] \\ & + \frac{\beta}{2} \epsilon^p \left[\sum_{i_1 \in U_X(\gamma)} \sum_{i_2 \in U_X(\gamma)} A_X(i_1, i_2) \right. \\ & \left. + \sum_{j_1 \in U_Y(\gamma)} \sum_{j_2 \in U_Y(\gamma)} A_Y(j_1, j_2) \right] \end{aligned} \quad (3)$$

where ϵ^p is the assigned edge mismatch cost (to the p -th power), $\eta \epsilon^p$ is the assigned-unassigned edge cost (to the p -th power), and $\beta \epsilon^p$ is the unassigned edge mismatch cost (to the p -th power). The identity and symmetry properties of (2) hold directly. The proof of the triangle inequality of $d(\cdot, \cdot)$ is provided in Appendix A in the supplementary material.

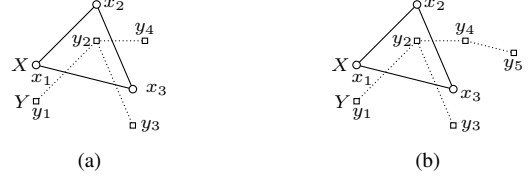


Fig. 1: Example to illustrate the node and edge mismatch costs for the same ground truth graph X , and two estimated graphs Y . (a) Three assigned nodes, one unassigned node, one assigned edge mismatch cost and one assigned half-assigned edge mismatch cost; (b) three assigned nodes, two unassigned nodes, one assigned edge mismatch cost, one assigned half-assigned edge mismatch cost and one unassigned edge mismatch cost.

Analogously to the GOSPA metric in (1), the graph GOSPA metric family in (2) is also an optimisation problem over assignment sets. In the graph GOSPA metric family, we optimise the same function as in (1), including errors in node attributes (localisation errors) and costs for missed and false nodes, but with an additional penalty for edge mismatches $e(\gamma)$. If a node in X is assigned to another node in Y , we denote them as assigned nodes. The edge mismatch cost can be divided into three types:

- If nodes i_1 and i_2 in X are assigned to nodes j_1 and j_2 in Y , and there is an edge between nodes i_1 and i_2 in X but no edge between j_1 and j_2 in Y (vice versa), this leads to an edge error ϵ^p (the first line in (3)). This line has a multiplication factor $1/2$ as the sum counts these edge mismatches twice.
- If there is an edge between nodes i_1 and i_2 in X , and node i_1 in X is assigned to the node j_1 in Y , and node i_2 in X is left unassigned, this leads to a half-assigned edge error $\eta \epsilon^p$ (the second line in (3)).
- If there is an edge in X or Y has both nodes left unassigned, that leads to an unassigned edge error $\beta \epsilon^p$ (the third and fourth lines in (3)). These lines include a multiplication factor $1/2$, as the sums also count these edge mismatches twice.

In the graph GOSPA metric family, $c, p, \epsilon, \eta, \beta$ are hyperparameters. By changing c , we can control the penalty for node unassignments, and sensitivity to node attribute errors. We can also adjust ϵ to change the sensitivity to the mismatches in edges. Moreover, by changing β and η , we can change the weight of the penalties of half-assigned edges and unassigned edges in edge mismatch errors.

It should be noted that the graph GOSPA metric [19] can be recovered by setting, $\beta = 0$, $\eta = 1/2$, meaning that it does not penalise unassigned edge errors, and that half-assigned edge errors are penalised $1/2$ of an assigned edge error. A benefit of the graph GOSPA metric family compared to the graph GOSPA metric is that there is more flexibility to choose how to penalise edge mismatches. However, the graph GOSPA metric family is in general more computationally demanding to calculate, compared to the LP implementation of the graph GOSPA metric [19].

B. Illustrative examples

In this section, we use the examples in Figure 1 to demonstrate how the graph GOSPA metric family works. For

simplicity, we consider that $p = 1$, and there is no localisation error between assigned nodes.

In Figure 1(a), we compare the ground truth graph X with nodes (x_1, x_2, x_3) and the estimated graph Y with nodes (y_1, y_2, y_3, y_4) . In this example, we compute the distance for the assignment pairs $\gamma = \{(x_1, y_1), (x_2, y_2), (x_3, y_3)\}$ (we assume this is the optimal assignment), and the node y_4 in graph Y is left unassigned. Thus, in this example, the cost of the graph GOSPA metric family is composed of the cost of one unassigned node $c/2$, the cost of the mismatch between assigned edges ϵ , and the cost of one half-assigned edge $\eta\epsilon$. Therefore, the cost for the graph GOSPA metric family is $c/2 + \epsilon + \eta\epsilon$. On the other hand, the graph GOSPA metric cost is $c/2 + \epsilon + \epsilon/2$.

For the example in Figure 1(b), the ground truth graph X is the same as the one in Figure 1(a), but in the estimated graph Y as a result of the optimisation problem, there is an extra node y_5 . In this example, there is an extra unassigned node cost and an unassigned edge cost besides the costs in Figure 1(a). Thus, the cost of the graph GOSPA metric family is $c + \epsilon + \eta\epsilon + \beta\epsilon$. On the other hand, the graph GOSPA metric only counts the cost of the extra unassigned node, which is $c + \epsilon + \epsilon/2$.

C. Graph GOSPA family in terms of assignment matrices

In this section, we show that the graph GOSPA metric family can be written in terms of binary assignment matrices. We first define a column vector with all ones and length n_X as 1_{n_X} . Similarly, a column vector with all ones and length n_Y is defined as 1_{n_Y} . Now we can introduce Lemma 1.

Lemma 1. *For the hyperparameters $c, p, \epsilon, \beta, \eta$, such that $c > 0, 1 \leq p < \infty, \epsilon > 0$ and $0 < \beta \leq \eta \leq 1$, the graph GOSPA metric family $d_p^{(c, \epsilon)}(\cdot, \cdot)$ in (2) can be written as*

$$d(X, Y) = \min_{W \in \mathcal{W}_{X, Y}} \left(\text{tr}[D_{X, Y}^\top W] + e_{X, Y}^p(W) \right)^{1/p} \quad (4)$$

where $D_{X, Y}$ is an $(n_X + 1) \times (n_Y + 1)$ matrix that contains the localisation errors $d^p(x_i, y_j)$ and node unassignment errors, such that its (i, j) element is:

$$D_{X, Y}(i, j) = \begin{cases} d^p(x_i, y_j) & i \leq n_X, j \leq n_Y, \\ \frac{\epsilon^p}{2} & i = n_X + 1, j \leq n_Y, \\ \frac{\epsilon^p}{2} & i \leq n_X, j = n_Y + 1, \\ 0 & i = n_X + 1, j = n_Y + 1, \end{cases} \quad (5)$$

and

$$\begin{aligned} e_{X, Y}^p(W) = & \frac{\epsilon^p}{2} |A_X W_{1:n_X, 1:n_Y} - W_{1:n_X, 1:n_Y} A_Y| \\ & + \frac{\beta}{2} \epsilon^p (W_{1:n_X, n_Y+1}^\top A_X W_{1:n_X, n_Y+1} \\ & + W_{n_X+1, 1:n_Y} A_Y W_{n_X+1, 1:n_Y}^\top) \\ & + \left(\eta - \frac{1}{2} \right) \epsilon^p [W_{1:n_X, n_Y+1}^\top A_X (1_{n_X} - W_{1:n_X, n_Y+1}) \\ & + (1_{n_Y} - W_{n_X+1, 1:n_Y}) A_Y W_{n_X+1, 1:n_Y}^\top], \end{aligned} \quad (6)$$

and $W_{1:n_X, 1:n_Y}$ is formed by the first n_X rows and n_Y columns of W . Similarly, $W_{n_X+1, 1:n_Y}$ represents the first n_Y

elements in row $n_X + 1$ of W , and $W_{1:n_X, n_Y+1}$ represents the first n_X elements of column $n_Y + 1$ of W .

Equivalently to [21], the assignment matrices $W \in \mathcal{W}_{X, Y}$ satisfy the following properties:

$$\sum_{i=1}^{n_X+1} W(i, j) = 1, \quad j = 1, \dots, n_Y \quad (7)$$

$$\sum_{j=1}^{n_Y+1} W(i, j) = 1, \quad i = 1, \dots, n_X \quad (8)$$

$$W(n_X + 1, n_Y + 1) = 0, \quad (9)$$

$$W(i, j) \in \{0, 1\}, \quad \forall i, j \quad (10)$$

where the $W(i, j)$ is the element in row i and column j of matrix W . If x_i is assigned to y_j , $W(i, j) = 1$. If x_i is unassigned, $W(i, n_Y + 1) = 1$. Similarly, $W(n_X + 1, j) = 1$ if y_j remains unassigned. Note that these properties of the assignment matrices encode the same properties of the assignment sets explained before Definition 1.

The first line in (6) corresponds to the edge mismatch cost in the graph GOSPA metric [19]. This includes the assigned edge penalties ϵ and half-assigned edge penalties (with a cost $\epsilon^p/2$). The matrix multiplications in the second line in (6) count twice the number of unassigned edges in A_X , so this line has to be multiplied by 1/2 to recover the number of unassigned edges, which is then multiplied by $\beta\epsilon^p$. The same argument holds for the third line but for A_Y . The matrix multiplications in the fourth line in (6) count the number of assigned-unassigned edges in A_X . As the first line has already counted these edge penalties with a cost of $\epsilon^p/2$ (see [19, Lemma 1]), in its multiplication factor we subtract 1/2 from η , such that the total number of assigned unassigned edge is multiplied by $\eta\epsilon^p$. The same argument holds for the fifth row in (6) but for A_Y .

D. Metric decomposition

In this section, we explain the decomposition of the family of metrics into its different types of costs: node attribute errors for properly assigned nodes, number of missed nodes, number of false nodes, and the different types of edge mismatches: assigned edge mismatches, half-assigned edge mismatches and unassigned edge mismatches.

Without loss of generality to define the missed and false nodes, we consider that X is the ground truth graph and Y is an estimated graph. If $i \leq n_X, j \leq n_Y$, $D_{X, Y}$ represents the localisation cost for assigned nodes. If $i \leq n_X$ and $j = n_Y + 1$, which we denote as $(i, j) \in S_2$, $D_{X, Y}(i, j)$ represents a missed node cost. If $i = n_X + 1$ and $j \leq n_Y$, which we denote as $(i, j) \in S_3$, $D_{X, Y}(i, j)$ represents a false node cost. We can then write the graph GOSPA metric family as below:

$$\begin{aligned} d(X, Y) = & \min_{W \in \mathcal{W}_{X, Y}} \left(l(X, Y, W)^p + m(X, Y, W)^p \right. \\ & \left. + f(X, Y, W)^p + e_{X, Y}^p(W) \right)^{1/p} \end{aligned} \quad (11)$$

where

$$l(X, Y, W)^p = \sum_{(i, j) \in S_1} D_{X, Y}(i, j) W(i, j)$$

$$\begin{aligned} m(X, Y, W)^p &= \frac{c^p}{2} \sum_{(i,j) \in S_2} W(i, j) \\ f(X, Y, W)^p &= \frac{c^p}{2} \sum_{(i,j) \in S_3} W(i, j), \end{aligned} \quad (12)$$

and they represent the costs (to the p -th power) for assigned, missed and false nodes with the assignment W . The edge cost $e_{X,Y}^p(W)$ is defined in (6), which contains the assigned edge costs, half-assigned edge costs and unassigned edge costs. Thus, the graph GOSPA metric family cost admits this decomposition, which provides the interpretability of the family.

E. Approximate computation via LP

In this section, we show that the graph GOSPA metric family can be computed by solving a binary quadratic programming (QP) problem, and we also show that the QP problem can be linearised and solved by LP.

1) *Quadratic programming fomulation*: Equation (4) can be written as:

$$\arg \min_{W \in \mathcal{W}_{X,Y}} \left(\text{tr}[D_{X,Y}^\top W] + e_{X,Y}^p(W) \right)^{1/p} \quad (13)$$

where

$$e_{X,Y}^p(W) = \frac{\epsilon^p}{2} |A_X W_{1:n_X, 1:n_Y} - W_{1:n_X, 1:n_Y} A_Y| + \epsilon^p \hat{g} \quad (14)$$

where

$$\begin{aligned} \hat{g} &= \left(\frac{\beta}{2} - \eta + \frac{1}{2} \right) W_{1:n_X, n_Y+1}^\top A_X W_{1:n_X, n_Y+1} \\ &+ \left(\frac{\beta}{2} - \eta + \frac{1}{2} \right) W_{n_X+1, 1:n_Y} A_Y W_{n_X+1, 1:n_Y}^\top \\ &+ \left(\eta - \frac{1}{2} \right) W_{1:n_X, n_Y+1}^\top A_X 1_{n_X} \\ &+ \left(\eta - \frac{1}{2} \right) 1_{n_Y}^\top A_Y W_{n_X+1, 1:n_Y}^\top. \end{aligned} \quad (15)$$

As in [21], [22], we linearise the absolute value in (14), by adding an extra variable $\hat{e} \in \mathbb{R}$, such that the optimisation problem becomes.

$$\arg \min_{W \in \mathcal{W}_{X,Y}, \hat{e}} \left(\text{tr}[D_{X,Y}^\top W] + \frac{\epsilon^p}{2} \hat{e} + \epsilon^p \hat{g} \right)^{1/p} \quad (16)$$

where \hat{e} has the following constraint

$$\hat{e} \geq \sum_{i=1}^{n_X} \sum_{j=1}^{n_Y} \left| \sum_{k=1}^{n_X} A_X(i, k) W(k, j) - \sum_{k=1}^{n_Y} W(i, k) A_Y(k, j) \right|. \quad (17)$$

The constraint in (17) can be linearised by introducing an additional matrix H , where its (i, j) element is $H(i, j) \in \mathbb{R}$ [19], such that

$$\hat{e} \geq \sum_{i=1}^{n_X} \sum_{j=1}^{n_Y} H(i, j), \quad (18)$$

$$H(i, j) \geq \sum_{k=1}^{n_X} A_X(i, k) W(k, j) - \sum_{k=1}^{n_Y} W(i, k) A_Y(k, j), \quad (19)$$

$$H(i, j) \geq \sum_{k=1}^{n_Y} W(i, k) A_Y(k, j) - \sum_{k=1}^{n_X} A_X(i, k) W(k, j). \quad (20)$$

Now, we write (16) in quadratic form. We first define the column vectors $l = [(A_X 1_{n_X})^\top, 1_{n_Y}^\top A_Y]^\top$ and $x = [W_{1:n_X, n_Y+1}^\top, W_{n_X+1, 1:n_Y}^\top]^\top$. We also denote the i -th component of vector x as $x(i)$. Note that x is a rewriting of some elements in the optimisation variable W . Then this yields

$$\begin{aligned} &\arg \min_{W \in \mathcal{W}_{X,Y}, \hat{e}, H} \\ &\left(\left(\frac{\beta}{2} - \eta + \frac{1}{2} \right) \epsilon^p \sum_{i=1}^{n_X+n_Y} \sum_{j=1}^{n_X+n_Y} Q(i, j) x(i) x(j) \right. \\ &\left. + \left(\eta - \frac{1}{2} \right) \epsilon^p \sum_{i=1}^{n_X+n_Y} l(i) x(i) + \text{tr}[D_{X,Y}^\top W] + \frac{\epsilon^p}{2} \hat{e} \right)^{1/p} \end{aligned} \quad (21)$$

where $Q = \begin{bmatrix} A_X & 0 \\ 0 & A_Y \end{bmatrix}$, and we should notice that Q is a square matrix of size $(n_X + n_Y) \times (n_X + n_Y)$.

Thus, (21) with constraints (7), (8), (9), (10), (18), (19) and (20) is a quadratic programming problem, with $W(i, j) \in \{0, 1\}$.

2) *Linearisation of quadratic programming*: As the quadratic term Q in (21) is composed of two adjacency matrices, it can be non-convex in some cases, and the computational time for finding the integer solution of the non-convex quadratic programming problem is NP-hard [23]. To accelerate the computation, the QP problem can be converted into an integer LP problem with Glover linear formulation [24] by following the procedure in [25]. The details of the formulation of the LP problem are provided in the following:

The quadratic programming problem (21) can be written in linear form with the Glover linearisation method [24]. To do so, we first introduce an auxiliary variable $q \in \mathbb{R}^{(n_X+n_Y)}$ with the following constraints.

$$q(i) \leq Q(i)^+ x(i) \quad (22)$$

$$q(i) \geq Q(i)^- x(i) \quad (23)$$

$$q(i) \leq \sum_{j=1}^{n_X+n_Y} Q(i, j) x(j) - Q(i)^-(1 - x(i)) \quad (24)$$

$$q(i) \geq \sum_{j=1}^{n_X+n_Y} Q(i, j) x(j) - Q(i)^+(1 - x(i)) \quad (25)$$

where $i = 1, \dots, n_X + n_Y$ and Q^+ and Q^- are

$$Q^-(i) = \sum_{j=1}^{n_X+n_Y} \min\{0, Q(i, j)\} \quad (26)$$

$$Q^+(i) = \sum_{j=1}^{n_X+n_Y} \max\{0, Q(i, j)\}. \quad (27)$$

Then (21) can be written as

$$\begin{aligned} \arg \min_{W \in \mathcal{W}_{X,Y,\hat{\epsilon},H}} & \left(\left(\frac{\beta}{2} - \eta + \frac{1}{2} \right) \epsilon^p \sum_{i=1}^{n_X+n_Y} q(i) \right. \\ & \left. + \left(\eta - \frac{1}{2} \right) \epsilon^p \sum_{i=1}^{n_X+n_Y} l(i)x(i) + \text{tr}[D_{X,Y}^\top W] + \frac{\epsilon^p}{2} \hat{\epsilon} \right)^{1/p} \end{aligned} \quad (28)$$

with the constraints (7), (8), (9), (10), (17), (18), (19), (20).

Now, we have shown that (16) can be solved using integer linear programming.

3) *Relaxation of binary constraints:* The mixed integer linear program is expensive to compute. With the relaxation of the binary constraints of W in (10), we can find a lower bound of the metric that is faster to compute, such that

$$W(i, j) \geq 0, \forall i, j. \quad (29)$$

The relaxed version of the graph GOSPA metric family is a lower bound of the original graph GOSPA metric family. In addition, if its solution has only 0 or 1 values, then it coincides with the non-relaxed graph GOSPA metric family. In addition, for the LP relaxation of the graph GOSPA metric family, it is required that $\eta \geq 1/2$ to satisfy the non-negativity property. However, the relaxed version does not meet the triangle inequality in general, as has been checked via simulations. Nevertheless, the relaxed version is a metric for the special case that $\beta = 0$ and $\eta = \frac{1}{2}$, which corresponds to the LP relaxation of the graph GOSPA metric given in [19].

IV. EXPERIMENTAL RESULTS

This section demonstrates the properties of the graph GOSPA metric family by comparing the proposed metric family with the MCS distance [6], GED [9], and GCD [13]. We illustrate the increased flexibility of the graph GOSPA metric family with respect to the graph GOSPA metric and the benefits in their interpretability with respect to the other considered distances.

Section IV-A analyses the metrics via simulated graphs and also shows the decomposition of the graph GOSPA metric family into its different components: node attribute error, false node, missed node, and the different types of edge penalties. Section IV-A1 examines the effects of hyperparameters β and η on the resulting error. In Section IV-A2, we show the time required for the graph GOSPA metric family when applied to different sizes of graphs. In Section IV-B, we apply the graph GOSPA metric family on real-world datasets for classification purposes and show the benefits compared to other graph metrics.

A. Simulation results

In this section, the graph GOSPA metric family is computed approximately by solving the LP problem explained in Section III-E. In the following content, we refer to the LP of the linearised formulation as the graph GOSPA metric family, and the solver for the LP is the interior-point method [26]. The code to carry out these experiments has been written in Python.

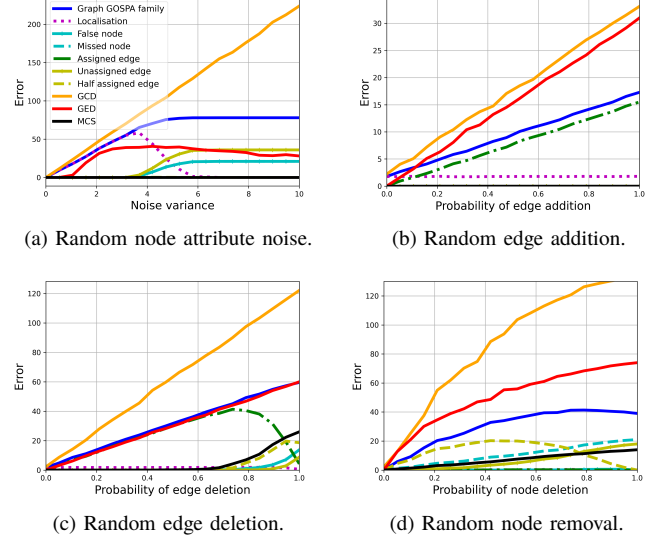


Fig. 2: Plots of average graph GOSPA metric family errors, GCD, GED and MCS comparing the ground truth graph with (a) graphs with random Gaussian noise with increasing noise variance in node attributes; (b) graphs with random edge addition in adjacency matrix and Gaussian noise in node attributes; (c) graphs with random edge removal in adjacency matrix and Gaussian noise in node attributes; (d) graphs with different sizes and Gaussian noise in node attributes.

In principle, the original GCD is not able to compare graphs with different sizes, but we can add dummy nodes following the procedure in [12] to pad smaller graphs to the size of the larger graphs. These dummy nodes have zeros in node attributes and have no connection to other nodes. The hyperparameters in GCD are set to $p = 1$, $\lambda = 1$. The MCS distance is computed using the functions in the RDkit library [27] without using any node attributes. For the GED, we use the function in the library NetworkX [28], and the node match in GED is based on the distance between two nodes, if the distance is less than 3, they will be treated as the matched nodes. Moreover, the insertion and deletion costs for nodes are both set to 1. For the graph GOSPA metric family, the hyperparameters are selected to $c = 3$, $p = 1$, $\epsilon = 1$, $\beta = 0.3$, $\eta = 0.7$. Since the graph GOSPA metric is a special case of the graph GOSPA metric family, we also set the parameters to $c = 3$, $p = 1$, $\epsilon = 1$.

We use randomly generated graphs from the Erdos-Renyi model [29], with 14 nodes and the probability of an edge existing between two nodes is 0.6. The graphs contain 2-D node attributes in each node. These graphs are generated using the Python library NetworkX [30]. The randomly generated graph X is used as the ground truth and the modification of it is used as the target graph Y , which varies across different cases. We analyse four cases in which the graph Y is obtained by (a) adding noise to node attributes, (b) randomly adding or (c) removing edges or (d) removing nodes. By comparing X and Y in these four different cases, we demonstrate the characteristics of the algorithm when there are changes in the structure of graphs.

In all four cases, we compute the average distances with 100 Monte Carlo runs. In case (a), we obtain graph Y by adding

independent zero-mean Gaussian noise with $\sigma^2 I_2$ to the node attributes in graph X . Figure 2(a) shows the changes of average errors with increasing σ^2 . It can be observed in Figure 2(a) that the GCD error keeps increasing as the noise level in node attributes increases, due to the growth of localisation errors. In the graph GOSPA family, with the high noise level in node attributes in graph Y , the localisation errors are too large to assign two nodes to each other, and the errors of missed nodes and false nodes increase. It is worth to be noticed that the curve for unassigned edges is roughly the same as the curve for unassigned nodes. Since there is no difference between the edges of graph X and graph Y , the error between assigned edges is 0. The curve for GED errors also has a saturation region, the saturation value depends on the number of nodes in the corresponding graphs.

In case (b), the graph Y is obtained by adding edges to the adjacency matrix of graph X with the probability q . The average errors for different q are given in Figure 2(b). In Figure 2(b), since all nodes are assigned, there are no unassigned node errors, and we see the errors increase linearly with more edges added.

The graph Y in case (c) is generated by randomly deleting edges in the adjacency matrix of graph X with probability q . From Figure 2(c), we see that for both GCD and GED, the errors are roughly increasing linearly. For the graph GOSPA family, with more edges being deleted, there are fewer assigned edges, and the assigned edge error decreases until it reaches zero. The error of unassigned edges and false nodes increases, but saturates when almost all edges are deleted.

In case (d), we randomly remove the nodes, with a certain probability, to draw graph Y . In Figure 2(d), when the probability of node deletion increases, the number of unassigned nodes in the graph GOSPA family grows. The number of half-assigned edges increases first and then drops to zero because the number of assigned nodes decreases. Meanwhile, the number of unassigned edges rises, and the total error of the graph GOSPA family slightly decreases, which depends on the choice of hyperparameters. For other distances, GCD, GED, and MCS distances increase as more nodes are deleted. For GCD, the error has the steepest growth rate of all distances.

1) *Evaluation of different hyperparameters:* In this section, we examine the performance of the graph GOSPA metric family with different hyperparameters β and η to illustrate the higher flexibility of the family compared to the graph GOSPA metric to penalise edge mismatches. We follow the same procedure in Section IV-A to create random graphs X and Y , but without adding small Gaussian noise to node attributes in each case. In this experiment, we consider $c = 3$, $\epsilon = 1$, $p = 1$ and $\beta \in \{0.3, 0.5\}$, $\eta \in \{0.5, 0.7\}$. It is worth noticing that the graph GOSPA metric in [19] is a special case of the graph GOSPA family, where $\beta = 0$ and $\eta = \frac{1}{2}$.

In Figure 3(a), we see that for the curves with the same β , they converge to the same error value as the noise in node attributes increases, but the curve with larger η reaches the saturation value with lower noise variance level. For curves with the same η , although they have a different value of saturation, they reach the saturated point at the same noise level in node attributes. Figure 3(b) shows that the graph GOSPA

TABLE I: Computational time over undirected graphs (CPU time in seconds).

(n_X, n_Y)	(10,10)	(20,20)	(40,40)	(60,60)
Graph GOSPA	0.01	0.11	10.68	159.72
GED	28.53	>5000	-	-
GCD	0.02	0.18	8.75	200.17
Metric family (relaxed)	0.02	0.30	28.22	3282.16
Metric family (integer)	1.93	>5000	-	-

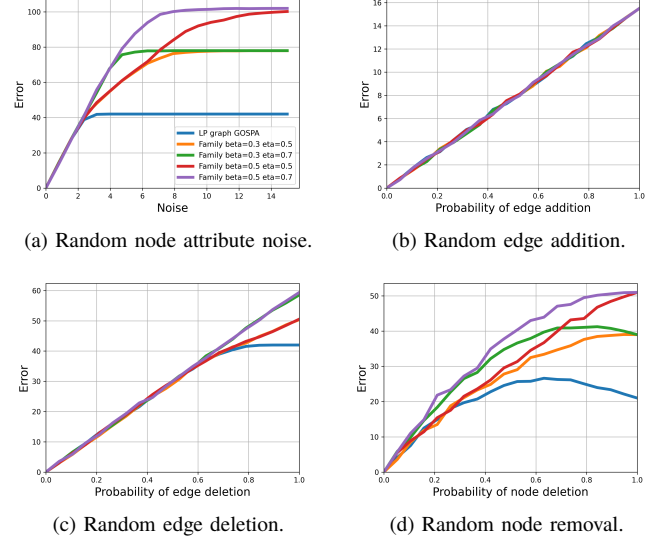


Fig. 3: Plots of average graph GOSPA metric family with different hyperparameters β and η , comparing the ground truth graph with (a) graphs with random Gaussian noise with increasing noise variance in node attributes; (b) graphs with random edge addition in adjacency matrices; (c) graphs with random edge removal in adjacency matrices; (d) graphs with different sizes.

metrics family with different hyperparameters ($\eta \geq \frac{1}{2}$) produce the same curve when the probability of adding extra edges to graph Y increases. The curves in Figure 3(c) demonstrate that when more edges have been deleted in graph Y , if $\eta > \frac{1}{2}$, the error value will continue to increase, and in this case β does not affect the metric value. Finally, in Figure 3(d), it can be seen that the larger the values of η and β , the higher the error as the cost for the edge mismatches becomes higher.

2) *Computation time:* In this section, we show the computation time for the graph GOSPA metric family with both integer LP and relaxed LP, as well as the computation time for the original graph GOSPA metric, GED and GCD in Table I. We compare both randomly generated graphs X and Y using the same setups in Section IV-A, but changing the sizes to $n_X = n_Y = \{10, 20, 40, 60\}$.

In Table I, we show that although the graph GOSPA metric family takes longer (around twice) than the graph GOSPA metric, the relaxed version of the family is considerably faster to compute than the integer version, which already takes more than 5000 seconds to compute for graphs with 20 nodes.

B. Experiments on real-world datasets

In this section, we test the proposed graph GOSPA metric family for classification purposes using it as part of a KNN classifier [20]. In particular, we compare the graph GOSPA metric family, the graph GOSPA metric, GCD and GED in the KNN classifiers.

TABLE II: Classification accuracy on real-world datasets.

	MUTAG	Letter-m	Letter-h	PTC (FM)
Graph GOSPA	89.47%	94.33%	91.78%	59.47%
GCD	86.84%	93.94%	88.44%	57.79%
GED	84.21%	89.33%	34.44%	58.77%
Graph GOSPA family	89.47%	95.78%	91.78%	64.29%

We consider the real-world data sets, MUTAG [31], the Letter Database [32], and the PTC dataset [33]. The MUTAG dataset is a dataset that contains 188 molecules from two classes based on the mutagenic effect on a bacterium. Each molecule in the dataset contains around 18 nodes and 20 edges. The Letter Database contains 2250 graphs for 15 capital letters of the Roman alphabet that consist of straight lines only, and three levels of distortions are applied to the dataset (low, medium and high). As the accuracy in the dataset with small distortions is almost 100%, we use the dataset with medium (letter-m) and high distortions (letter-h) to test the proposed method. The PTC dataset contains 346 compounds labelled according to their carcinogenicity in rats and mice. The PTC dataset contains several subsets, and we use the data based on female mice in this paper.

We apply the graph GOSPA metric family, the graph GOSPA metric, GCD and GED with a K-nearest neighbours (KNN) [20] on this dataset. The training and testing data are set to an 80/20 ratio, and the optimal hyperparameters for the graph GOSPA metric family are determined by randomly sampling different parameter combinations except a fixed $p = 1$, where c is sampled from $[1, 10]$, and ϵ is sampled from $[0.1, 5]$, β and η are sampled from $[0, 1]$. For the graph GOSPA metric, c is also sampled from $[1, 10]$ and ϵ is sampled from $[0.1, 5]$. The hyperparameter c in GCD also uses the same settings, sampled from $[1, 10]$ and λ is sampled from $[0.1, 5]$. For GED, the parameter c is sampled from $[1, 10]$. Additionally, in some cases, the GED takes too long to compute, so we set the time limit for each GED computation to 10 seconds. The optimal parameter combinations are selected based on 5-fold cross-validation on training sets for each baseline, and then tested on testing sets. The results are summarised in Table II.

The results in Table II demonstrate that the graph GOSPA metric family performs the best in all datasets. Although in the MUTAG and Letter-high datasets, the performance of the graph GOSPA metric is equally good as the graph GOSPA metric family, the graph GOSPA metric family performs better in the Letter-med dataset. Since the graph GOSPA metric is a special case of the graph GOSPA family when $\beta = 0$ and $\eta = 0.5$, they can sometimes have similar results. But in the PTC (FM) dataset, the graph GOSPA metric family has better results than other methods, which indicates that for more complicated tasks, the extra hyperparameters β and η in the graph GOSPA metric family can offer more flexibility to fit the data better.

V. CONCLUSION

In this paper, we have proposed a family of graph GOSPA metrics which are capable of comparing undirected graphs with different sizes in a clearly interpretable manner. The graph GOSPA metric family with binary assignments meets

the metric properties for undirected graphs with node attributes and different sizes. We show that the graph GOSPA metric family can be computed by solving a quadratic programming problem. With the linearisation of the quadratic programming problem, we can use linear programming to find an approximate solution.

The graph GOSPA metric family increases the flexibility of the graph GOSPA metric to penalise edge mismatch penalties, enabling the penalty of unassigned edges and a range of penalties for half-assigned edge mismatches. It nevertheless requires increased computation compared to the graph GOSPA metric.

REFERENCES

- [1] V. N. Ekambaram, G. C. Fanti, B. Ayazifar, and K. Ramchandran, "Spline-like wavelet filterbanks for multiresolution analysis of graph-structured data," *IEEE Transactions on Signal and Information Processing over Networks*, vol. 1, no. 4, pp. 268–278, 2015.
- [2] A. Venkitaraman, S. Chatterjee, and P. Händel, "Predicting graph signals using kernel regression where the input signal is agnostic to a graph," *IEEE Transactions on Signal and Information Processing over Networks*, vol. 5, no. 4, pp. 698–710, 2019.
- [3] C. Wang, X. Xin, and J. Shang, "When to make a topic popular again? a temporal model for topic rehotting prediction in online social networks," *IEEE Transactions on Signal and Information Processing over Networks*, vol. 4, no. 1, pp. 202–216, 2018.
- [4] F. Scarselli, M. Gori, A. C. Tsoi, M. Hagenbuchner, and G. Monfardini, "The graph neural network model," *IEEE transactions on neural networks*, vol. 20, no. 1, pp. 61–80, 2008.
- [5] T. M. Apostol, *Mathematical Analysis*. Addison Wesley, 1974.
- [6] H. Bunke and K. Shearer, "A graph distance metric based on the maximal common subgraph," *Pattern recognition letters*, vol. 19, no. 3-4, pp. 255–259, 1998.
- [7] A. Sanfeliu and K.-S. Fu, "A distance measure between attributed relational graphs for pattern recognition," *IEEE Transactions on Systems, Man, and Cybernetics*, vol. SMC-13, no. 3, pp. 353–362, 1983.
- [8] D. Justice and A. Hero, "A binary linear programming formulation of the graph edit distance," *IEEE Transactions on Pattern Analysis and Machine Intelligence*, vol. 28, no. 8, pp. 1200–1214, 2006.
- [9] A. Fischer, C. Y. Suen, V. Frinken, K. Riesen, and H. Bunke, "Approximation of graph edit distance based on Hausdorff matching," *Pattern Recognition*, vol. 48, no. 2, pp. 331–343, 2015.
- [10] S. Saadah, M. F. E. Saputro, and K. R. S. Wiharja, "Graph edit distance optimized with greedy algorithm for similarity search in business process graphs," in *2020 International Conference on Data Science and Its Applications (ICoDSA)*, 2020, pp. 1–7.
- [11] V. Kvasnička, J. Pospíchal, and V. Baláž, "Reaction and chemical distances and reaction graphs," *Theoretica chimica acta*, vol. 79, no. 1, pp. 65–79, 1991.
- [12] J. Bento and S. Ioannidis, "A family of tractable graph metrics," *Applied Network Science*, vol. 4, no. 107, 2019.
- [13] A. Moharrer, J. Gao, S. Wang, J. Bento, and S. Ioannidis, "Massively distributed graph distances," *IEEE Transactions on Signal and Information Processing over Networks*, vol. 6, pp. 667–683, 2020.
- [14] S. Boyd, N. Parikh, E. Chu, B. Peleato, and J. Eckstein, "Distributed optimization and statistical learning via the alternating direction method of multipliers," *Foundations and Trends in Machine Learning*, vol. 3, no. 1, pp. 1–125, 2011.
- [15] D. Schuhmacher and A. Xia, "A new metric between distributions of point processes," *Advances in applied probability*, vol. 40, no. 3, pp. 651–672, 2008.
- [16] R. Müller, D. Schuhmacher, and J. Mateu, "Metrics and barycenters for point pattern data," *Statistics and Computing*, vol. 30, pp. 953–972, 2020.
- [17] A. S. Rahmathullah, A. F. García-Fernández, and L. Svensson, "Generalized optimal sub-pattern assignment metric," in *20th International Conference on Information Fusion*, 2017, pp. 1–8.
- [18] D. Schuhmacher and L. C. Wirth, "Assignment based metrics for attributed graphs," *arXiv preprint arXiv:2308.12165*, 2023.

- [19] J. Gu, A. F. García-Fernández, R. E. Firth, and L. Svensson, "Graph GOSPA metric: A metric to measure the discrepancy between graphs of different sizes," *IEEE Transactions on Signal Processing*, vol. 72, pp. 4037–4049, 2024.
- [20] T. Cover and P. Hart, "Nearest neighbor pattern classification," *IEEE transactions on information theory*, vol. 13, no. 1, pp. 21–27, 1967.
- [21] A. F. García-Fernández, A. S. Rahmathullah, and L. Svensson, "A metric on the space of finite sets of trajectories for evaluation of multi-target tracking algorithms," *IEEE Transactions on Signal Processing*, vol. 68, pp. 3917–3928, 2020.
- [22] J. Bento and J. J. Zhu, "A metric for sets of trajectories that is practical and mathematically consistent," *arXiv preprint arXiv:1601.03094*, 2016.
- [23] P. M. Pardalos and S. A. Vavasis, "Quadratic programming with one negative eigenvalue is np-hard," *Journal of Global optimization*, vol. 1, no. 1, pp. 15–22, 1991.
- [24] F. Glover, "Improved linear integer programming formulations of nonlinear integer problems," *Management science*, vol. 22, no. 4, pp. 455–460, 1975.
- [25] F. Furini and E. Traversi, "Theoretical and computational study of several linearisation techniques for binary quadratic problems," *Annals of Operations Research*, vol. 279, pp. 387–411, 2019.
- [26] D. G. Luenberger and Y. Ye, *Linear and Nonlinear Programming*. Springer Publishing Company, Incorporated, 2015.
- [27] "RDKit: Open-source cheminformatics." 2010. [Online]. Available: <https://www.rdkit.org/>
- [28] A. A. Hagberg, D. A. Schult, and P. J. Swart, "Exploring network structure, dynamics, and function using NetworkX," in *Proceedings of the 7th Python in Science Conference*, G. Varoquaux, T. Vaught, and J. Millman, Eds., Pasadena, CA USA, 2008, pp. 11–15.
- [29] P. Erdős and A. Rényi, "On random graphs I," *Publ. math. debrecen*, vol. 6, no. 290–297, p. 18, 1959.
- [30] A. A. Hagberg, D. A. Schult, and P. J. Swart, "Exploring network structure, dynamics, and function using networkx," in *Proceedings of the 7th Python in Science Conference*, G. Varoquaux, T. Vaught, and J. Millman, Eds., Pasadena, CA USA, 2008, pp. 11 – 15.
- [31] C. Morris, N. M. Kriege, F. Bause, K. Kersting, P. Mutzel, and M. Neumann, "Tudataset: A collection of benchmark datasets for learning with graphs," in *ICML 2020 Workshop on Graph Representation Learning and Beyond (GRL+ 2020)*, 2020. [Online]. Available: www.graphlearning.io
- [32] K. Riesen and H. Bunke, "Iam graph database repository for graph based pattern recognition and machine learning," in *Structural, Syntactic, and Statistical Pattern Recognition: Joint IAPR International Workshop, SSPR & SPR 2008, Orlando, USA, December 4-6, 2008. Proceedings*. Springer, 2008, pp. 287–297.
- [33] C. Helma, R. D. King, S. Kramer, and A. Srinivasan, "The predictive toxicology challenge 2000–2001," *Bioinformatics*, vol. 17, no. 1, pp. 107–108, 2001.
- [34] C. S. Kubrusly, *Elements of operator theory*. Springer, 2011.

Supplementary material: A family of graph GOSPA metrics for graphs with different sizes

APPENDIX A

In this appendix, we give the proof of the triangle inequality of the graph GOSPA metric family in (2). We can write (2) as a function of the assignment set as $d(X, Y, \gamma)$, where we have omitted the superscripts for notational clarity. We assume we have three graphs X , Y and Z . Let γ_{XY}^* , γ_{XZ}^* and γ_{ZY}^* be the assignment sets that minimise $d(X, Y, \gamma)$, $d(X, Z, \gamma)$ and $d(Z, Y, \gamma)$. Therefore, the triangle inequality property is met if the following inequality is met for any X , Y and Z

$$d(X, Y, \gamma_{XY}^*) \leq d(X, Z, \gamma_{XZ}^*) + d(Z, Y, \gamma_{ZY}^*). \quad (30)$$

Given γ_{XZ}^* and γ_{ZY}^* , we construct an assignment set γ_{XY} between X and Y such that the nodes in X and Y are assigned if and only if they are assigned through the assignment sets in Z . That is

$$\gamma_{XY} = \{(i, j) : \exists k : (i, k) \in \gamma_{XZ}^* \text{ and } (k, j) \in \gamma_{ZY}^*\}. \quad (31)$$

If we prove

$$d(X, Y, \gamma_{XY}) \leq d(X, Z, \gamma_{XZ}^*) + d(Z, Y, \gamma_{ZY}^*), \quad (32)$$

the triangle inequality is met.

To prove the previous equation, we show that for any γ_{XY} , γ_{XZ} and γ_{ZY} that meet (31), the following result holds

$$d(X, Y, \gamma_{XY}) \leq d(X, Z, \gamma_{XZ}) + d(Z, Y, \gamma_{ZY}). \quad (33)$$

We first define the following notation for the proof. Given γ_{XY} , γ_{XZ} and γ_{ZY} that meet (31), we define the subsets $\gamma_{XZ}^1 \subseteq \gamma_{XZ}$ and $\gamma_{ZY}^1 \subseteq \gamma_{ZY}$ that include assignments that connect nodes from X to Y through Z . That is, we can write

$$\gamma_{XY} = \{(i, j) : \exists k : (i, k) \in \gamma_{XZ}^1 \text{ and } (k, j) \in \gamma_{ZY}^1\}. \quad (34)$$

This implies that $|\gamma_{XY}| = |\gamma_{XZ}^1| = |\gamma_{ZY}^1|$. Then, we also define γ_{XZ}^0 and γ_{ZY}^0 as the sets of assignments that are not part of an assignment connecting X and Y through Z . This also implies

$$\gamma_{XZ} = \gamma_{XZ}^0 \cup \gamma_{XZ}^1 \quad (35)$$

$$\gamma_{ZY} = \gamma_{ZY}^0 \cup \gamma_{ZY}^1. \quad (36)$$

Finally, we use the notation $\gamma_{XY} = \gamma_{XZ}^1 \circ \gamma_{ZY}^1$ to represent that the assignments from X to Y are composed by the assignments from X to Z in γ_{XZ}^1 and the assignments from Z to Y in γ_{ZY}^1 .

The proof of (33) can be divided into two separate parts: 1) The first one is the proof of the triangle inequality for the localisation cost (including missed and false nodes). That is, we want

$$\begin{aligned} & \sum_{(i,j) \in \gamma_{XY}} d^p(x_i, y_j) + \frac{c^p}{2} (|X| + |Y| - 2|\gamma_{XY}|) \\ & \leq \sum_{(i,k) \in \gamma_{XZ}^1, (k,j) \in \gamma_{ZY}^1} (d(x_i, z_k) + d(z_k, y_j))^p \end{aligned}$$

$$\begin{aligned} & + \sum_{(i,k) \in \gamma_{XZ}^0} d^p(x_i, z_k) + \sum_{(k,j) \in \gamma_{ZY}^0} d^p(z_k, y_j) \\ & + \frac{c^p}{2} (|X| + |Z| - 2|\gamma_{XZ}|) \\ & + \frac{c^p}{2} (|Z| + |Y| - 2|\gamma_{ZY}|). \end{aligned} \quad (37)$$

This part of the proof is provided in Appendix A-A.

2) The second part of the proof is the proof of the triangle inequality for the edge cost (to the p -th power):

$$e_{XY}^p(\gamma_{XY}) \leq e_{XZ}^p(\gamma_{XZ}) + e_{ZY}^p(\gamma_{ZY}) \quad (38)$$

This result is proved in Appendix A-B.

To prove (33), we start with $d(X, Y, \gamma_{XY})$ and apply the inequalities in (37) and (38)

$$\begin{aligned} d(X, Y, \gamma_{XY}) &= \left(\sum_{(i,j) \in \gamma_{XY}} d^p(x_i, y_j) \right. \\ &+ \frac{c^p}{2} (|X| + |Y| - 2|\gamma_{XY}|) + e_{XY}^p(\gamma_{XY}) \Big)^{1/p} \\ &\leq \left(\sum_{(i,k) \in \gamma_{XZ}^1, (k,j) \in \gamma_{ZY}^1} (d(x_i, z_k) + d(z_k, y_j))^p \right. \\ &+ \sum_{(i,k) \in \gamma_{XZ}^0} d^p(x_i, z_k) + \sum_{(k,j) \in \gamma_{ZY}^0} d^p(z_k, y_j) \\ &+ \frac{c^p}{2} (|X| + |Z| - 2|\gamma_{XZ}|) \\ &+ \frac{c^p}{2} (|Z| + |Y| - 2|\gamma_{ZY}|) \\ &+ e_{XZ}^p(\gamma_{XZ}) + e_{ZY}^p(\gamma_{ZY}) \Big)^{1/p}. \end{aligned} \quad (39)$$

Then we apply Minkowski's inequality see [17, Eq.(3)] and [34] to obtain

$$\begin{aligned} d(X, Y, \gamma_{XY}) &\leq \left(\sum_{(i,k) \in \gamma_{XZ}^1, (k,j) \in \gamma_{ZY}^1} d^p(x_i, z_k) + \sum_{(i,k) \in \gamma_{XZ}^0} d^p(x_i, z_k) \right. \\ &+ \frac{c^p}{2} (|X| + |Z| - 2|\gamma_{XZ}|) + e_{XZ}^p(\gamma_{XZ}) \Big)^{1/p} \\ &+ \left(\sum_{(i,k) \in \gamma_{XZ}^1, (k,j) \in \gamma_{ZY}^1} d^p(z_k, y_j) + \sum_{(k,j) \in \gamma_{ZY}^0} d^p(z_k, y_j) \right. \\ &+ \frac{c^p}{2} (|Z| + |Y| - 2|\gamma_{ZY}|) + e_{ZY}^p(\gamma_{ZY}) \Big)^{1/p} \\ &= d(X, Z, \gamma_{XZ}) + d(Z, Y, \gamma_{ZY}). \end{aligned} \quad (40)$$

This finishes the proof of (33).

A. Localisation cost inequality

In this section, we prove (37). On the left-hand side of (37), we have

$$\sum_{(i,j) \in \gamma_{XY}} d^p(x_i, y_j) + \frac{c^p}{2} (|X| + |Y| - 2|\gamma_{XY}|)$$

$$\begin{aligned}
&= \sum_{(i,j) \in \gamma_{XZ}^1 \circ \gamma_{ZY}^1} d^p(x_i, y_j) + \frac{c^p}{2} (|X| + |Y| - 2|\gamma_{XY}|) \\
&\leq \sum_{(i,k) \in \gamma_{XZ}^1, (k,j) \in \gamma_{ZY}^1} (d(x_i, z_k) + d(z_k, y_j))^p \\
&\quad + \frac{c^p}{2} (|X| + |Y| - 2|\gamma_{XZ}^1 \circ \gamma_{ZY}^1|) \\
&\leq \sum_{(i,k) \in \gamma_{XZ}^1, (k,j) \in \gamma_{ZY}^1} (d(x_i, z_k) + d(z_k, y_j))^p \\
&\quad + \frac{c^p}{2} (|X| + |Y| - 2|\gamma_{XZ}| - 2|\gamma_{ZY}|) \\
&\leq \sum_{(i,k) \in \gamma_{XZ}^1, (k,j) \in \gamma_{ZY}^1} (d(x_i, z_k) + d(z_k, y_j))^p \\
&\quad + \frac{c^p}{2} (|X| + |Z| - 2|\gamma_{XZ}|) + \frac{c^p}{2} (|Z| + |Y| - 2|\gamma_{ZY}|) \\
&\leq \sum_{(i,k) \in \gamma_{XZ}^1, (k,j) \in \gamma_{ZY}^1} (d(x_i, z_k) + d(z_k, y_j))^p \\
&\quad + \sum_{(i,k) \in \gamma_{XZ}^0} d^p(x_i, z_k) + \sum_{(k,j) \in \gamma_{ZY}^0} d^p(z_k, y_j) \\
&\quad + \frac{c^p}{2} (|X| + |Z| - 2|\gamma_{XZ}|) + \frac{c^p}{2} (|Z| + |Y| - 2|\gamma_{ZY}|). \tag{41}
\end{aligned}$$

Thus, the inequality in (37) has been proved.

B. Inequality for edge cost

In this section, we prove (38). The edge mismatch cost for X and Y can be written as

$$\begin{aligned}
&e_{XY}^p(\gamma_{XY}) \\
&= \sum_{(i_1, j_1) \in \gamma_{XZ}^1 \circ \gamma_{ZY}^1} \sum_{(i_2, j_2) \in \gamma_{XZ}^1 \circ \gamma_{ZY}^1} \frac{\epsilon^p}{2} |A_X(i_1, i_2) - A_Y(j_1, j_2)| \\
&\quad + \eta \epsilon^p \sum_{(i_1, j_1) \in \gamma_{XZ}^1 \circ \gamma_{ZY}^1} \left[\sum_{i_2 \in U_X(\gamma_{XZ})} A_X(i_1, i_2) + \sum_{(i_2, k_2) \in \gamma_{XZ}^0} A_X(i_1, i_2) \right] \\
&\quad + \eta \epsilon^p \sum_{(i_1, j_1) \in \gamma_{XZ}^1 \circ \gamma_{ZY}^1} \left[\sum_{j_2 \in U_Y(\gamma_{ZY})} A_Y(j_1, j_2) + \sum_{(k_2, j_2) \in \gamma_{ZY}^0} A_Y(j_1, j_2) \right] \\
&\quad + \frac{\beta}{2} \epsilon^p \sum_{i_1 \in U_X(\gamma_{XZ})} \sum_{i_2 \in U_X(\gamma_{XZ})} A_X(i_1, i_2) \\
&\quad + \beta \epsilon^p \sum_{i_1 \in U_X(\gamma_{XZ})} \sum_{(i_2, k_2) \in \gamma_{XZ}^0} A_X(i_1, i_2) \\
&\quad + \frac{\beta}{2} \epsilon^p \sum_{(i_1, k_1) \in \gamma_{XZ}^0} \sum_{(i_2, k_2) \in \gamma_{XZ}^0} A_X(i_1, i_2) \\
&\quad + \frac{\beta}{2} \epsilon^p \sum_{j_1 \in U_Y(\gamma_{ZY})} \sum_{j_2 \in U_Y(\gamma_{ZY})} A_Y(j_1, j_2) \\
&\quad + \beta \epsilon^p \sum_{j_1 \in U_Y(\gamma_{ZY})} \sum_{(k_2, j_2) \in \gamma_{ZY}^0} A_Y(j_1, j_2)
\end{aligned}$$

$$+ \frac{\beta}{2} \epsilon^p \sum_{(k_1, j_1) \in \gamma_{ZY}^0} \sum_{(k_2, j_2) \in \gamma_{ZY}^0} A_Y(j_1, j_2). \tag{42}$$

Now, we operate based on the types of costs that appear in (42).

1) *Cost for assigned edges:* The cost for the assigned edges in (42) meets

$$\begin{aligned}
&\frac{\epsilon^p}{2} \sum_{(i_1, j_1) \in \gamma_{XZ}^1 \circ \gamma_{ZY}^1} \sum_{(i_2, j_2) \in \gamma_{XZ}^1 \circ \gamma_{ZY}^1} |A_X(i_1, i_2) - A_Y(j_1, j_2)| \\
&= \frac{\epsilon^p}{2} \sum_{(i_1, k_1) \in \gamma_{XZ}^1, (k_1, j_1) \in \gamma_{ZY}^1} \sum_{(i_2, k_2) \in \gamma_{XZ}^1, (k_2, j_2) \in \gamma_{ZY}^1} |A_X(i_1, i_2) - A_Y(j_1, j_2) + A_Z(k_1, k_2) - A_Z(k_1, k_2)| \\
&\leq \frac{\epsilon^p}{2} \sum_{(i_1, k_1) \in \gamma_{XZ}^1, (k_1, j_1) \in \gamma_{ZY}^1} \sum_{(i_2, k_2) \in \gamma_{XZ}^1, (k_2, j_2) \in \gamma_{ZY}^1} [|A_X(i_1, i_2) - A_Z(k_1, k_2)| + |A_Z(k_1, k_2) - A_Y(j_1, j_2)|] \\
&\leq \frac{\epsilon^p}{2} \sum_{(i_1, k_1) \in \gamma_{XZ}^1} \sum_{(i_2, k_2) \in \gamma_{XZ}^1} |A_X(i_1, i_2) - A_Z(k_1, k_2)| \\
&\quad + \frac{\epsilon^p}{2} \sum_{(k_1, j_1) \in \gamma_{ZY}^1} \sum_{(k_2, j_2) \in \gamma_{ZY}^1} |A_Z(k_1, k_2) - A_Y(j_1, j_2)|. \tag{43}
\end{aligned}$$

2) *Cost for half-assigned edges:* We first consider the terms for the half-assigned edges in X in (42) to yield the following inequality.

$$\begin{aligned}
&\eta \epsilon^p \sum_{(i_1, j_1) \in \gamma_{XZ}^1 \circ \gamma_{ZY}^1} \left[\sum_{i_2 \in U_X(\gamma_{XZ})} A_X(i_1, i_2) + \sum_{(i_2, k_2) \in \gamma_{XZ}^0} A_X(i_1, i_2) \right] \\
&= \eta \epsilon^p \sum_{(i_1, j_1) \in \gamma_{XZ}^1 \circ \gamma_{ZY}^1} \sum_{i_2 \in U_X(\gamma_{XZ})} A_X(i_1, i_2) \\
&\quad + \eta \epsilon^p \sum_{(i_1, k_1) \in \gamma_{XZ}^1, (k_1, j_1) \in \gamma_{ZY}^1} \sum_{(i_2, k_2) \in \gamma_{XZ}^0} A_X(i_1, i_2) \\
&= \eta \epsilon^p \sum_{(i_1, k_1) \in \gamma_{XZ}^1} \sum_{i_2 \in U_X(\gamma_{XZ})} A_X(i_1, i_2) \\
&\quad + \eta \epsilon^p \sum_{(i_1, k_1) \in \gamma_{XZ}^1} \sum_{(i_2, k_2) \in \gamma_{XZ}^0} A_X(i_1, i_2) \\
&= \eta \epsilon^p \sum_{(i_1, k_1) \in \gamma_{XZ}^1} \sum_{i_2 \in U_X(\gamma_{XZ})} A_X(i_1, i_2) \\
&\quad + \eta \epsilon^p \sum_{(i_1, k_1) \in \gamma_{XZ}^1} \sum_{(i_2, k_2) \in \gamma_{XZ}^0} |A_X(i_1, i_2) - A_Z(k_1, k_2) + A_Z(k_1, k_2)| \\
&\leq \eta \epsilon^p \sum_{(i_1, k_1) \in \gamma_{XZ}^1} \sum_{i_2 \in U_X(\gamma_{XZ})} A_X(i_1, i_2) \\
&\quad + \eta \epsilon^p \sum_{(i_1, k_1) \in \gamma_{XZ}^1} \sum_{(i_2, k_2) \in \gamma_{XZ}^0} |A_X(i_1, i_2) - A_Z(k_1, k_2)| \\
&\quad + \eta \epsilon^p \sum_{(i_1, k_1) \in \gamma_{XZ}^1} \sum_{(i_2, k_2) \in \gamma_{XZ}^0} A_Z(k_1, k_2)
\end{aligned}$$

$$\begin{aligned}
&\leq \eta \epsilon^p \sum_{(i_1, k_1) \in \gamma_{XZ}^1} \sum_{i_2 \in U_X(\gamma_{XZ})} A_X(i_1, i_2) \\
&\quad + \eta \epsilon^p \sum_{(i_1, k_1) \in \gamma_{XZ}^1} \sum_{(i_2, k_2) \in \gamma_{XZ}^0} |A_X(i_1, i_2) - A_Z(k_1, k_2)| \\
&\quad + \eta \epsilon^p \sum_{(k_1, j_1) \in \gamma_{ZY}^1} \sum_{k_2 \in U_Z(\gamma_{ZY})} A_Z(k_1, k_2). \tag{44}
\end{aligned}$$

Analogously, for the half-assigned edges in Y , we obtain

$$\begin{aligned}
&\eta \epsilon^p \sum_{(i_1, j_1) \in \gamma_{XZ}^1 \circ \gamma_{ZY}^1} \left[\sum_{j_2 \in U_Y(\gamma_{ZY})} A_Y(j_1, j_2) + \sum_{(k_2, j_2) \in \gamma_{ZY}^0} A_Y(j_1, j_2) \right] \\
&\leq \eta \epsilon^p \sum_{(k_1, j_1) \in \gamma_{ZY}^1} \sum_{j_2 \in U_Y(\gamma_{ZY})} A_Y(j_1, j_2) \\
&\quad + \eta \epsilon^p \sum_{(k_1, j_1) \in \gamma_{ZY}^1} \sum_{(k_2, j_2) \in \gamma_{ZY}^0} |A_Y(j_1, j_2) - A_Z(k_1, k_2)| \\
&\quad + \eta \epsilon^p \sum_{(i_1, k_1) \in \gamma_{XZ}^1} \sum_{k_2 \in U_Z(\gamma_{XZ})} A_Z(k_1, k_2). \tag{45}
\end{aligned}$$

3) *Cost for unassigned edges:* Operating with the cost for unassigned edges in X , we obtain the following inequality

$$\begin{aligned}
&\frac{\beta}{2} \epsilon^p \sum_{i_1 \in U_X(\gamma_{XZ})} \sum_{i_2 \in U_X(\gamma_{XZ})} A_X(i_1, i_2) \\
&\quad + \beta \epsilon^p \sum_{i_1 \in U_X(\gamma_{XZ})} \sum_{(i_2, k_2) \in \gamma_{XZ}^0} A_X(i_1, i_2) \\
&\quad + \frac{\beta}{2} \beta \epsilon^p \sum_{(i_1, k_1) \in \gamma_{XZ}^0} \sum_{(i_2, k_2) \in \gamma_{XZ}^0} A_X(i_1, i_2) \\
&= \frac{\beta}{2} \epsilon^p \sum_{i_1 \in U_X(\gamma_{XZ})} \sum_{i_2 \in U_X(\gamma_{XZ})} A_X(i_1, i_2) \\
&\quad + \beta \epsilon^p \sum_{i_1 \in U_X(\gamma_{XZ})} \sum_{(i_2, k_2) \in \gamma_{XZ}^0} A_X(i_1, i_2) \\
&\quad + \frac{\beta}{2} \epsilon^p \sum_{(i_1, k_1) \in \gamma_{XZ}^0} \sum_{(i_2, k_2) \in \gamma_{XZ}^0} |A_X(i_1, i_2) - A_Z(k_1, k_2) + A_Z(k_1, k_2)| \\
&\leq \frac{\beta}{2} \epsilon^p \sum_{i_1 \in U_X(\gamma_{XZ})} \sum_{i_2 \in U_X(\gamma_{XZ})} A_X(i_1, i_2) \\
&\quad + \beta \epsilon^p \sum_{i_1 \in U_X(\gamma_{XZ})} \sum_{(i_2, k_2) \in \gamma_{XZ}^0} A_X(i_1, i_2) \\
&\quad + \frac{\beta}{2} \epsilon^p \sum_{(i_1, k_1) \in \gamma_{XZ}^0} \sum_{(i_2, k_2) \in \gamma_{XZ}^0} |A_X(i_1, i_2) - A_Z(k_1, k_2)| \\
&\quad + \frac{\beta}{2} \epsilon^p \sum_{(i_1, k_1) \in \gamma_{XZ}^0} \sum_{(i_2, k_2) \in \gamma_{XZ}^0} A_Z(k_1, k_2) \\
&\leq \frac{\beta}{2} \epsilon^p \sum_{i_1 \in U_X(\gamma_{XZ})} \sum_{i_2 \in U_X(\gamma_{XZ})} A_X(i_1, i_2) \\
&\quad + \beta \epsilon^p \sum_{i_1 \in U_X(\gamma_{XZ})} \sum_{(i_2, k_2) \in \gamma_{XZ}^0} A_X(i_1, i_2)
\end{aligned}$$

$$\begin{aligned}
&+ \frac{\beta}{2} \epsilon^p \sum_{(i_1, k_1) \in \gamma_{XZ}^0} \sum_{(i_2, k_2) \in \gamma_{XZ}^0} |A_X(i_1, i_2) - A_Z(k_1, k_2)| \\
&+ \frac{\beta}{2} \epsilon^p \sum_{k_1 \in U_Z(\gamma_{ZY})} \sum_{k_2 \in U_Z(\gamma_{ZY})} A_Z(k_1, k_2). \tag{46}
\end{aligned}$$

Then we proceed analogously for the unassigned edges in Y to obtain the inequality

$$\begin{aligned}
&\frac{\beta}{2} \epsilon^p \sum_{j_1 \in U_Y(\gamma_{ZY})} \sum_{j_2 \in U_Y(\gamma_{ZY})} A_Y(j_1, j_2) \\
&\quad + \beta \epsilon^p \sum_{j_1 \in U_Y(\gamma_{ZY})} \sum_{(k_2, j_2) \in \gamma_{ZY}^0} A_Y(j_1, j_2) \\
&\quad + \frac{\beta}{2} \epsilon^p \sum_{(k_1, j_1) \in \gamma_{ZY}^0} \sum_{(k_2, j_2) \in \gamma_{ZY}^0} A_Y(j_1, j_2) \\
&\leq \frac{\beta}{2} \epsilon^p \sum_{j_1 \in U_Y(\gamma_{ZY})} \sum_{j_2 \in U_Y(\gamma_{ZY})} A_Y(j_1, j_2) \\
&\quad + \beta \epsilon^p \sum_{j_1 \in U_Y(\gamma_{ZY})} \sum_{(k_2, j_2) \in \gamma_{ZY}^0} A_Y(j_1, j_2) \\
&\quad + \frac{\beta}{2} \epsilon^p \sum_{(k_1, j_1) \in \gamma_{ZY}^0} \sum_{(k_2, j_2) \in \gamma_{ZY}^0} |A_Y(j_1, j_2) - A_Z(k_1, k_2)| \\
&\quad + \frac{\beta}{2} \epsilon^p \sum_{k_1 \in U_Z(\gamma_{XZ})} \sum_{k_2 \in U_Z(\gamma_{XZ})} A_Z(k_1, k_2). \tag{47}
\end{aligned}$$

4) *Combination of all edge costs:* By combining the inequalities in (43), (44), (45), (46), and (47), we obtain

$$\begin{aligned}
&e_{XY}^p(\gamma_{XY}) \\
&\leq \frac{\epsilon^p}{2} \sum_{(i_1, k_1) \in \gamma_{XZ}^1} \sum_{(i_2, k_2) \in \gamma_{XZ}^1} |A_X(i_1, i_2) - A_Z(k_1, k_2)| \\
&\quad + \frac{\epsilon^p}{2} \sum_{(k_1, j_1) \in \gamma_{ZY}^1} \sum_{(k_2, j_2) \in \gamma_{ZY}^1} |A_Z(k_1, k_2) - A_Y(j_1, j_2)| \\
&\quad + \eta \epsilon^p \sum_{(i_1, k_1) \in \gamma_{XZ}^1} \sum_{i_2 \in U_X(\gamma_{XZ})} A_X(i_1, i_2) \\
&\quad + \eta \epsilon^p \sum_{(i_1, k_1) \in \gamma_{XZ}^1} \sum_{(i_2, k_2) \in \gamma_{XZ}^0} |A_X(i_1, i_2) - A_Z(k_1, k_2)| \\
&\quad + \eta \epsilon^p \sum_{(k_1, j_1) \in \gamma_{ZY}^1} \sum_{k_2 \in U_Z(\gamma_{ZY})} A_Z(k_1, k_2) \\
&\quad + \eta \epsilon^p \sum_{(k_1, j_1) \in \gamma_{ZY}^1} \sum_{j_2 \in U_Y(\gamma_{ZY})} A_Y(j_1, j_2) \\
&\quad + \eta \epsilon^p \sum_{(k_1, j_1) \in \gamma_{ZY}^1} \sum_{(k_2, j_2) \in \gamma_{ZY}^0} |A_Y(j_1, j_2) - A_Z(k_1, k_2)| \\
&\quad + \eta \epsilon^p \sum_{(i_1, k_1) \in \gamma_{XZ}^1} \sum_{k_2 \in U_Z(\gamma_{XZ})} A_Z(k_1, k_2) \\
&\quad + \frac{\beta}{2} \epsilon^p \sum_{i_1 \in U_X(\gamma_{XZ})} \sum_{i_2 \in U_X(\gamma_{XZ})} A_X(i_1, i_2) \\
&\quad + \beta \epsilon^p \sum_{i_1 \in U_X(\gamma_{XZ})} \sum_{(i_2, k_2) \in \gamma_{XZ}^0} A_X(i_1, i_2) \\
&\quad + \frac{\beta}{2} \epsilon^p \sum_{(i_1, k_1) \in \gamma_{XZ}^0} \sum_{(i_2, k_2) \in \gamma_{XZ}^0} |A_X(i_1, i_2) - A_Z(k_1, k_2)|
\end{aligned}$$

$$\begin{aligned}
& + \frac{\beta}{2} \epsilon^p \sum_{k_1 \in U_Z(\gamma_{ZY})} \sum_{k_2 \in U_Z(\gamma_{ZY})} A_Z(k_1, k_2) \\
& + \frac{\beta}{2} \epsilon^p \sum_{j_1 \in U_Y(\gamma_{ZY})} \sum_{j_2 \in U_Y(\gamma_{ZY})} A_Y(j_1, j_2) \\
& + \beta \epsilon^p \sum_{j_1 \in U_Y(\gamma_{ZY})} \sum_{(k_2, j_2) \in \gamma_{ZY}^0} A_Y(j_1, j_2) \\
& + \frac{\beta}{2} \epsilon^p \sum_{(k_1, j_1) \in \gamma_{ZY}^0} \sum_{(k_2, j_2) \in \gamma_{ZY}^0} |A_Y(j_1, j_2) - A_Z(k_1, k_2)| \\
& + \frac{\beta}{2} \epsilon^p \sum_{k_1 \in U_Z(\gamma_{XZ})} \sum_{k_2 \in U_Z(\gamma_{XZ})} A_Z(k_1, k_2). \tag{48}
\end{aligned}$$

Now, we operate again on the assigned edges and half-assigned edges. For assigned edges, we have

$$\begin{aligned}
& \frac{\epsilon^p}{2} \sum_{(i_1, k_1) \in \gamma_{XZ}} \sum_{(i_2, k_2) \in \gamma_{XZ}} |A_X(i_1, i_2) - A_Z(k_1, k_2)| \\
& = \frac{\epsilon^p}{2} \sum_{(i_1, k_1) \in \gamma_{XZ}^0 \cup \gamma_{XZ}^1} \sum_{(i_2, k_2) \in \gamma_{XZ}^0 \cup \gamma_{XZ}^1} |A_X(i_1, i_2) - A_Z(k_1, k_2)| \\
& = \frac{\epsilon^p}{2} \sum_{(i_1, k_1) \in \gamma_{XZ}^0} \sum_{(i_2, k_2) \in \gamma_{XZ}^0} |A_X(i_1, i_2) - A_Z(k_1, k_2)| \\
& \quad + \epsilon^p \sum_{(i_1, k_1) \in \gamma_{XZ}^0} \sum_{(i_2, k_2) \in \gamma_{XZ}^1} |A_X(i_1, i_2) - A_Z(k_1, k_2)| \\
& \quad + \frac{\epsilon^p}{2} \sum_{(i_1, k_1) \in \gamma_{XZ}^1} \sum_{(i_2, k_2) \in \gamma_{XZ}^1} |A_X(i_1, i_2) - A_Z(k_1, k_2)|. \tag{49}
\end{aligned}$$

Given fact that $\beta \leq \eta \leq 1$, the assigned parts in X and Z (48) have the following inequality:

$$\begin{aligned}
& \frac{\epsilon^p}{2} \sum_{(i_1, k_1) \in \gamma_{XZ}^1} \sum_{(i_2, k_2) \in \gamma_{XZ}^1} |A_X(i_1, i_2) - A_Z(k_1, k_2)| \\
& + \eta \epsilon^p \sum_{(i_1, k_1) \in \gamma_{XZ}^1} \sum_{(i_2, k_2) \in \gamma_{XZ}^0} |A_X(i_1, i_2) - A_Z(k_1, k_2)| \\
& + \frac{\beta}{2} \epsilon^p \sum_{(i_1, k_1) \in \gamma_{XZ}^0} \sum_{(i_2, k_2) \in \gamma_{XZ}^0} |A_X(i_1, i_2) - A_Z(k_1, k_2)| \\
& \leq \frac{\epsilon^p}{2} \sum_{(i_1, k_1) \in \gamma_{XZ}^1} \sum_{(i_2, k_2) \in \gamma_{XZ}^1} |A_X(i_1, i_2) - A_Z(k_1, k_2)| \\
& \quad + \epsilon^p \sum_{(i_1, k_1) \in \gamma_{XZ}^1} \sum_{(i_2, k_2) \in \gamma_{XZ}^0} |A_X(i_1, i_2) - A_Z(k_1, k_2)| \\
& \quad + \frac{\epsilon^p}{2} \sum_{(i_1, k_1) \in \gamma_{XZ}^0} \sum_{(i_2, k_2) \in \gamma_{XZ}^0} |A_X(i_1, i_2) - A_Z(k_1, k_2)| \\
& = \frac{\epsilon^p}{2} \sum_{(i_1, k_1) \in \gamma_{XZ}} \sum_{(i_2, k_2) \in \gamma_{XZ}} |A_X(i_1, i_2) - A_Z(k_1, k_2)|. \tag{50}
\end{aligned}$$

This result applies to the assigned parts in Z and Y in (48).

$$\begin{aligned}
& \frac{\epsilon^p}{2} \sum_{(k_1, j_1) \in \gamma_{ZY}^1} \sum_{(k_2, j_2) \in \gamma_{ZY}^1} |A_Z(k_1, k_2) - A_Y(j_1, j_2)| \\
& + \eta \epsilon^p \sum_{(k_1, j_1) \in \gamma_{ZY}^1} \sum_{(k_2, j_2) \in \gamma_{ZY}^0} |A_Y(j_1, j_2) - A_Z(k_1, k_2)|
\end{aligned}$$

$$\begin{aligned}
& + \frac{\beta}{2} \epsilon^p \sum_{(k_1, j_1) \in \gamma_{ZY}^0} \sum_{(k_2, j_2) \in \gamma_{ZY}^0} |A_Y(j_1, j_2) - A_Z(k_1, k_2)| \\
& \leq \frac{\epsilon^p}{2} \sum_{(k_1, j_1) \in \gamma_{ZY}} \sum_{(k_2, j_2) \in \gamma_{ZY}} |A_Y(j_1, j_2) - A_Z(k_1, k_2)|. \tag{51}
\end{aligned}$$

Then we consider the half-assigned edges between X and Z in (48) and with the condition that $\beta \leq \eta$, we can write

$$\begin{aligned}
& \eta \epsilon^p \sum_{(i_1, k_1) \in \gamma_{XZ}^1} \sum_{i_2 \in U_X(\gamma_{XZ})} A_X(i_1, i_2) \\
& + \eta \epsilon^p \sum_{(i_1, k_1) \in \gamma_{XZ}^1} \sum_{k_2 \in U_Z(\gamma_{XZ})} A_Z(k_1, k_2) \\
& + \beta \epsilon^p \sum_{i_1 \in U_X(\gamma_{XZ})} \sum_{(i_2, k_2) \in \gamma_{XZ}^0} A_X(i_1, i_2) \\
& \leq \eta \epsilon^p \sum_{(i_1, k_1) \in \gamma_{XZ}^1} \sum_{i_2 \in U_X(\gamma_{XZ})} A_X(i_1, i_2) \\
& \quad + \eta \epsilon^p \sum_{(i_1, k_1) \in \gamma_{XZ}^1} \sum_{k_2 \in U_Z(\gamma_{XZ})} A_Z(k_1, k_2) \\
& \quad + \eta \epsilon^p \sum_{i_1 \in U_X(\gamma_{XZ})} \sum_{(i_2, k_2) \in \gamma_{XZ}^0} A_X(i_1, i_2) \\
& = \eta \epsilon^p \sum_{(i_1, k_1) \in \gamma_{XZ}} \sum_{i_2 \in U_X(\gamma_{XZ})} A_X(i_1, i_2) \\
& \quad + \eta \epsilon^p \sum_{(i_1, k_1) \in \gamma_{XZ}^1} \sum_{k_2 \in U_Z(\gamma_{XZ})} A_Z(k_1, k_2) \\
& \leq \eta \epsilon^p \sum_{(i_1, k_1) \in \gamma_{XZ}} \left[\sum_{i_2 \in U_X(\gamma_{XZ})} A_X(i_1, i_2) + \sum_{k_2 \in U_Z(\gamma_{XZ})} A_Z(k_1, k_2) \right]. \tag{52}
\end{aligned}$$

We now operate similarly on the half-assigned edges between Z and Y , we have

$$\begin{aligned}
& \eta \epsilon^p \sum_{(k_1, j_1) \in \gamma_{ZY}^1} \sum_{k_2 \in U_Z(\gamma_{ZY})} A_Z(k_1, k_2) \\
& + \eta \epsilon^p \sum_{(k_1, j_1) \in \gamma_{ZY}^1} \sum_{j_2 \in U_Y(\gamma_{ZY})} A_Y(j_1, j_2) \\
& + \beta \epsilon^p \sum_{j_1 \in U_Y(\gamma_{ZY})} \sum_{(k_2, j_2) \in \gamma_{ZY}^0} A_Y(j_1, j_2) \\
& \leq \eta \epsilon^p \sum_{(k_1, j_1) \in \gamma_{ZY}} \left[\sum_{k_2 \in U_Z(\gamma_{ZY})} A_Z(k_1, k_2) + \sum_{j_2 \in U_Y(\gamma_{ZY})} A_Y(j_1, j_2) \right]. \tag{53}
\end{aligned}$$

If we substitute (50), (51), (52) and (53) into (48), the inequality in (38) is proved.