

# OAT-Rephrase: Optimization-Aware Training Data Rephrasing for Zeroth-Order LLM Fine-Tuning

Jikai Long<sup>1</sup>, Zijian Hu<sup>\*</sup>, Xiaodong Yu<sup>1</sup>, Jianwen Xie<sup>2</sup>, and Zhaozhuo Xu<sup>†1</sup>

<sup>1</sup>Stevens Institute of Technology

<sup>2</sup>Lambda, Inc.

June 24, 2025

## Abstract

Fine-tuning large language models (LLMs) using zeroth-order optimization (ZO) offers a memory-efficient alternative to gradient-based methods but suffers from slower convergence and unstable optimization due to noisy gradient estimates. This paper introduces OAT-Rephrase, an Optimization-Aware Training data rephrasing strategy that leverages an LLM to rephrase training instances based on its understanding of the ZO dynamics, specifically MeZO, derived directly from its paper. The approach incorporates a dual-stage pipeline featuring a rewriter LLM and a semantic judge, ensuring all rephrasings retain task relevance and logical consistency. Evaluations across five classification tasks and three LLM architectures demonstrate that OAT-Rephrase consistently improves MeZO fine-tuning performance, often narrowing or eliminating the gap with first-order methods. Our findings suggest that optimization-aware rephrasing serves as a reusable and low-overhead enhancement for zeroth-order tuning regimes.

## 1 Introduction

Large language models (LLMs) [1, 8, 13] have become central to natural language processing (NLP) but their adaptation to downstream tasks remains resource-intensive. Fine-tuning these models, particularly using gradient-based methods [16, 11, 15], requires substantial memory and compute due to the overhead of backpropagation. Zeroth-order optimization (ZO) [18, 23] has emerged as a promising alternative, offering memory-efficient fine-tuning by estimating gradients through forward passes alone. This approach is especially appealing for environments with limited computational resources, such as edge devices or single-GPU setups [9].

However, despite its advantages, ZO typically exhibits slower convergence and higher variance in gradient estimates [14, 18, 7], often leading to suboptimal model performance. Prior work has explored algorithmic adjustments, including tuning hyperparameters like perturbation magnitude and sampling strategies. However, these refinements have produced only limited improvements [22, 23]. This limitation suggests a need for complementary strategies that address ZO’s sensitivity to data characteristics.

This paper presents a new perspective on adapting training data for ZO. Instead of modifying ZO methods to fit existing data, we explore how rephrasing training data can improve compatibility

---

<sup>\*</sup>Independent researcher

<sup>†</sup>Corresponding author: [zxu79@stevens.edu](mailto:zxu79@stevens.edu)

with ZO-based fine-tuning. Using MeZO [18] as a representative ZO method, we examine whether *a LLM can read and internalize the MeZO paper, then rewrite training instances to better align with its optimization process*. To this end, we propose OAT-Rephrase, a structured workflow in which an LLM analyzes the MeZO paper and rewrites training examples in a way that preserves their original semantics while making them more suitable for MeZO-based fine-tuning.

Our contributions are:

- **Optimization-Aware Data Rephrasing:** We propose a pipeline that uses an LLM to read and interpret the MeZO method from its original paper, then rewrite training instances to better align with MeZO-based fine-tuning.
- **Rejection-Gated Rewriting Pipeline:** We introduce a rejection gate mechanism, supported by a separate LLM-based judge, to ensure that all rephrased training instances preserve the original semantics and logical consistency before being accepted into the synthetic corpus.
- **Generalizable Performance Gains Across Models:** We evaluate OAT-Rephrase on five classification tasks and three LLM backbones, demonstrating consistent improvements in MeZO-based fine-tuning—often matching or exceeding the performance of first-order methods.

## 2 Problem Statement

ZO for LLM fine-tuning [18, 23, 9] can be formulated as follows. Let  $\mathcal{T}$  represent the training corpus used to adapt a LLM with objective function  $\mathcal{L}$ . At each iteration, given model parameters  $\theta \in \mathbb{R}^n$ , we randomly draw a minibatch  $\mathcal{S} \subset \mathcal{T}$  and compute the update direction via:

$$\hat{\nabla}\mathcal{L}(\theta; \mathcal{S}) = \xi \cdot \frac{\mathcal{L}(\theta + \delta \cdot \xi; \mathcal{S}) - \mathcal{L}(\theta - \delta \cdot \xi; \mathcal{S})}{2\delta} \quad (1)$$

where  $\xi \in \mathbb{R}^n$  is a stochastic direction vector with entries independently sampled from the standard Gaussian distribution  $\mathcal{N}(0, 1)$ , and  $\delta \in \mathbb{R}$  denotes the perturbation magnitude.

The resulting estimator  $\hat{\nabla}\mathcal{L}$  provides an approximation of the true gradient without requiring explicit backpropagation, which makes ZO particularly appealing in resource-constrained settings where LLM gradients are infeasible to compute. Next, ZO use the gradient estimated through Eq 1 to update the parameter  $\theta$  with a learning rate.

### 2.1 Pros and Cons of Zeroth-Order LLM Fine-Tuning

**Pros: Memory-Efficient Fine-Tuning without Backpropagation.** ZO eliminates the need for gradient computation through backpropagation, significantly reducing memory consumption during fine-tuning [18, 9]. This is particularly beneficial for LLMs, where storing intermediate activations during backpropagation can be prohibitively expensive on resource-constrained hardware such as edge devices or consumer GPUs [9]. By estimating gradients through function evaluations rather than differentiation, ZO-based methods enables deployment in environments where first-order gradient-based training is infeasible.

**Cons: Potential Performance Decline.** ZO methods often suffer from higher variance and slower convergence compared to first-order approaches [18, 23]. In practice, they may lead to suboptimal performance relative to gradient-based methods like full fine-tuning and LoRA [11], or other parameter-efficient strategies [16, 6, 15, 20]. Moreover, the reliance on stochastic direction sampling can introduce instability and requires careful tuning of the perturbation magnitude  $\delta$ .

## 2.2 Optimization-Aware Training Data Rephrasing

**Extensive Hyperparameter Tuning for ZO, But What Do We Get in Return?** Despite the appeal of ZO for memory-constrained fine-tuning, empirical studies [23, 9] reveal that performance gains from extensive hyperparameter tuning, such as perturbation magnitude  $\delta$ , sampling strategy for  $\xi$ , learning rate, and minibatch size, remain marginal and often inconsistent. This diminishing return highlights the need for complementary strategies beyond algorithmic tweaking to better align the optimization procedure with the data and task.

**Can We Rephrase Training Data to Better Support ZO?** Instead of solely focusing on adapting the hyperparameters associated with the ZO algorithm to the fixed data, we ask a complementary question: *can the training data itself be restructured or rephrased to make ZO more effective?* Specifically, given that ZO methods optimize via finite-difference evaluations of the loss landscape, training data with noisy or ambiguous phrasing may introduce unnecessary variance in loss values, making the directional estimates less stable. Therefore, careful rephrasing of training inputs while preserving their original semantics may yield smoother and more optimizable loss surfaces for ZO methods to operate on.

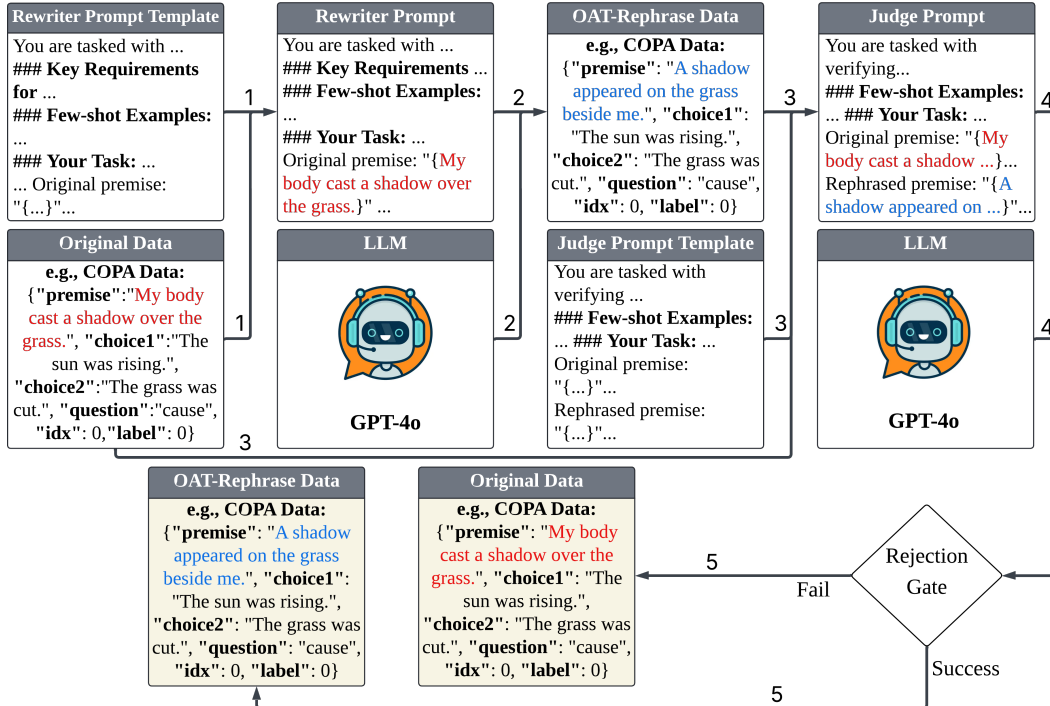


Figure 1: OAT-Rephrase workflow. (i) A **Rewriter Prompt** Template encodes task instructions, key requirements, and few-shot examples. Populated with an original instance (shown in red), it forms a **Rewriter Prompt**. (ii) An LLM generates a rewritten version (shown in blue). (iii) The original and rewritten content are composed into a **Judge Prompt** via a **Judge Prompt Template**. (iv) An LLM verifies whether the rewritten version preserves the original meaning and logical structure. The **Rejection Gate** discards unfaithful rewrites and retains the original; otherwise, the rewritten version is accepted. (v) This process repeats until the target corpus size is reached.

**Our Proposal: Let LLMs Understand ZO Dynamics and Rephrase Training Data for It Accordingly.** We propose an optimization-aware data rephrasing pipeline in which another

LLM is prompted to simulate the role of a ZO-aware training data rewriter. By being exposed to a ZO paper, the rewriter learns to rewrite training samples based on its understanding of the paper. In essence, this makes the training corpus more ZO-friendly towards more stable convergence. Importantly, the rephrasing process is guided to retain original semantics and task relevance, ensuring that performance on downstream objectives remains unaffected. Our experiments demonstrate that this targeted rephrasing consistently improves ZO fine-tuning performance with minimal computational overhead.

### 3 OAT-Rephrase Workflow to Generate Data Fit for ZO

This section investigates whether an LLM, after having another LLM summarise the MeZO paper [18], can rewrite an existing training dataset into a form that better suits ZO. The workflow contains two components that are applied to each dataset in turn: an LLM based rewriter and an LLM based judge. One language model produces a concise summary of the MeZO paper; that summary is placed in a prompt that guides a second language model, the rewriter, to generate a synthetic dataset by rephrasing the original training examples. The judge then checks every rephrased instance to confirm that it preserves both the semantic meaning and the logical consistency of its source. The OAT-Rephrase workflow is shown in Figure 1.

#### 3.1 An LLM-Based Rewriter for Training Data Rephrasing

The rewrite for each dataset consists of an LLM (e.g., GPT-4o [12]) combined with a prompt template. For each original training data instance in the dataset, we create a prompt using this template, which then guides the LLM to generate the rewritten version. As a result, the design of the prompt template is crucial to the rewriter’s effectiveness. In this section, we break down the prompt template design into five key phases.

**Phase 1: Constructing the Initial Prompt Template.** At the outset of prompt-template design, we manually construct an initial template that contains four elements: (i) a task description (e.g., *You are tasked with rephrasing the following premise while preserving its original meaning and ensuring consistency with its associated question and choices*); (ii) the verbatim abstract of the MeZO paper [18]; (iii) the verbatim introduction of the MeZO paper; (iv) textual paraphrases of the figures, tables, and Algorithm that appear within the introduction section of the MeZO paper; and (v) placeholder slots for a synthetic data instance. These components provide the LLM with sufficient contextual and methodological information about zeroth-order LLM fine-tuning for the subsequent template-refinement stages. Using the COPA [19] dataset as a representative case, we provide the prompt templates corresponding to each design phase in Appendix A. The phase 1 template is shown in Figure 4.

**Phase 2: Fill MeZO Paper Information Gaps and Reaffirm the Goal of Prompt Optimization.** Because the initial prompt template contains only the abstract and introduction of the MeZO paper, we upload the full PDF of the MeZO paper to LLM to ensure that all relevant MeZO-related information is accurately retained. LLM is instructed to analyze the full document and compare it against the current prompt template, identifying any factual omissions or inaccuracies; if such issues are found, it is asked to revise the template accordingly. To further guide the rewriting process, we reiterate the objective of the prompt multiple times throughout the interaction: to generate rewritten data that is better suited for training with MeZO. Specifically, we aim for models trained on the synthetic data using MeZO to outperform those trained on the original data under the same optimization setting. Occasionally, after LLM has modified the prompt, we ask it to explain the reasoning behind a particular change it made. This is intended to help steer

future revisions of the prompt template toward more targeted and effective improvements. Take the COPA dataset for example, the phase 2 template is shown in Figure 5.

**Phase 3: Generation Error Correction.** The datasets targeted in this study consist of binary and multi-class classification tasks. For each data instance, the content subject to rewriting typically falls into one of two categories: the classification question itself and its accompanying background information. In our prompt template, we instruct the LLM to generate rewrites that preserve both the original sentence’s meaning and its logical role within the data structure. However, this constraint frequently leads the LLM to inadvertently include the correct answer to the classification question in the rewritten sentence. To address this issue, we employ the prompt template as it stands at that point to rewrite 20 examples and manually examine whether any rewritten instances violate the requirements. If such violations are found, we provide LLM with the current template along with a representative faulty example and instruct it to revise the prompt. This process is repeated until 20 rewritten examples are deemed valid. The phase 3 COPA template is shown in Figure 6.

**Phase 4: MeZO Paper Information Augmentation.** During Phase 3, LLM made multiple adjustments to the prompt template based on input unrelated to MeZO, which led to a gradual loss of MeZO-specific information in the template. Therefore, it became necessary to reinforce the MeZO-related content within the prompt template. In this phase, we again provide the full MeZO paper to LLM and instruct it to analyze the original text and summarize key MeZO-related elements that should be preserved in the synthetic data. We then ask LLM to compare these key points against the current prompt template. If any essential information is missing, LLM is prompted to revise the template accordingly. After several rounds of comparison and refinement, and once all key MeZO information is fully captured, we make minor reorganizations and ordering adjustments, without removing any content, to produce the final version of the prompt template. The phase 4 COPA prompt template can be seen in Figure 7.

**Phase 5: Adding a Few-Shot Module.** To enable the rewriter to generate high-quality output reliably, the prompt template must be augmented with a sufficient number of few-shot examples. We construct these few-shot examples through the following procedure. First, we apply the zero-shot version of the prompt template to rewrite 20 training data instances. Then, each rewritten instance

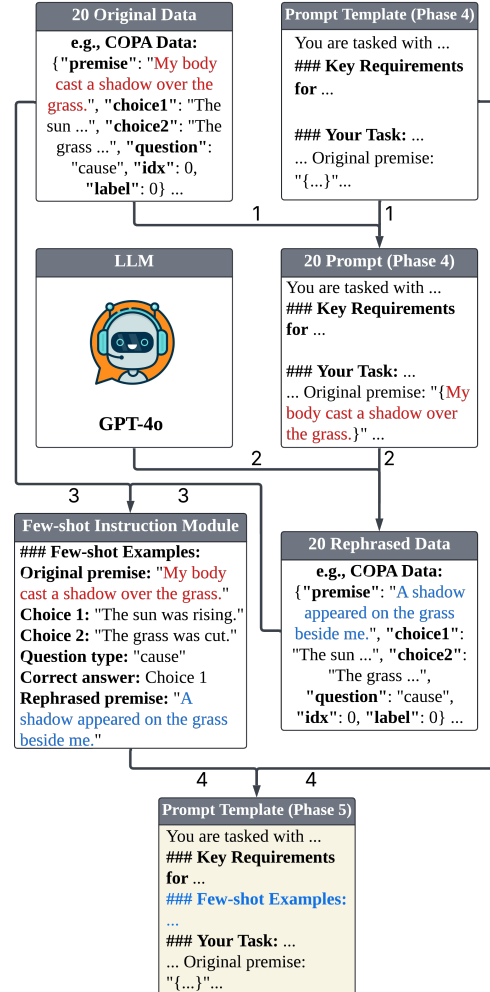


Figure 2: Construction of the Few-Shot Instruction Module. (i) **20 Original Data** instances are inserted into the **Phase-4 Prompt Template** to generate **zero-shot rewriter prompts**, with the rewrite span marked in red. (ii) The LLM rewrites each span, yielding OAT-Rephrase outputs with rewritten text shown in blue. (iii) All rewritten results are manually inspected and paired with their original instance to form the **Few-Shot Instruction Module**. (iv) This module is appended to the prompt, resulting in a **Phase-5 Prompt Template** enriched with few-shot guidance.



is manually compared against its original counterpart and evaluated according to our quality standards. Finally, the instances that pass this evaluation are paired with their originals and reformatted into a dedicated schema (see Figure 2 for the COPA dataset), which is subsequently inserted into the prompt template as few-shot examples. See the phase 5 prompt template in Figure 8.

**Template Transfer.** The rewriter prompt template can be ported to fit specific dataset with only light editing. First, replace the template’s schema description with the field names and logical roles used by the target dataset. Next, remove the existing Few-Shot Module and re-run Phase 5 to create a new Few-Shot Module. This two-step adjustment aligns the template with the new data format and restores the guidance required for high-quality rewriting, completing the transfer.

### 3.2 An LLM-Based Judge for Preserving Meaning in Training Data

To qualify as acceptable, each rewritten training data instance must faithfully preserve the original sentence’s meaning and maintain the same logical role within the overall data structure. This requirement prevents label corruption, avoids task drift, and ensures that performance differences between models trained on synthetic versus original data reflect genuine improvements rather than artifacts of semantic divergence. To enforce this standard, we introduce an LLM-based judge that compares each synthetic–original pair and rejects rewrite that violates semantic or logical consistency.

**Judge Design.** Each dataset-specific judge mirrors the architecture of the rewriter: it consists of an LLM (GPT-4o) and a dedicated prompt template. For every original–synthetic pair, the template embeds both instances in a single prompt and asks the LLM to decide (i) whether the rewritten span preserves the meaning of the corresponding span in the original sentence and (ii) whether the overall logical relationship in the instance remains unchanged. After this judging step, a rejection gate is applied: any synthetic instance that fails either criterion is discarded, and its original counterpart is reinstated in its place within the synthetic dataset. Only examples that pass both checks are retained as part of the rephrased synthetic dataset.

**Prompt Template Construction and Iterative Refinement.** We build and tune the Judge Prompt Template using the following procedure (shown in

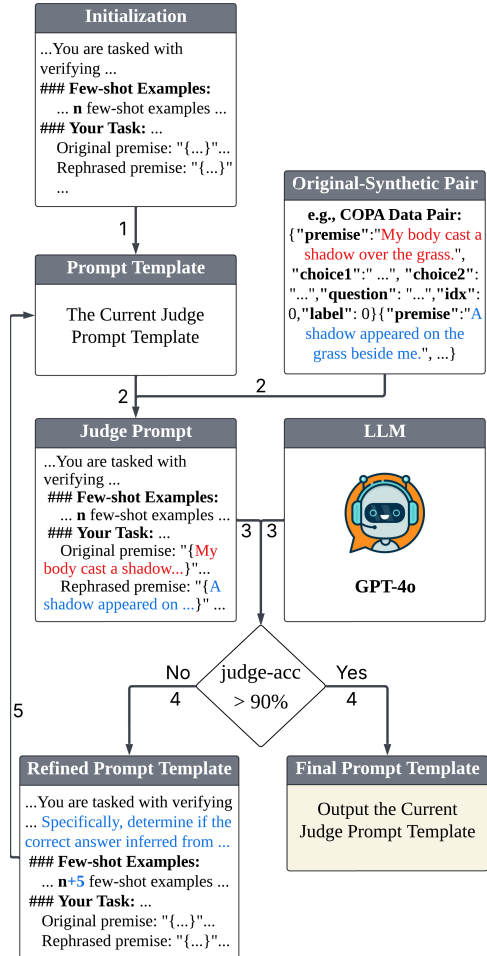


Figure 3: **The Judge Prompt Template** starts with task instructions and five few-shot examples. In each refinement cycle, an **Original-Synthetic Pair** is added to form a **Judge Prompt**: spans copied from the original are shown in red, their rewrites in blue. The LLM evaluates forty prompts, and the resulting **judge accuracy**, defined as the proportion of model decisions that match human judgments, determines the process. A template that reaches 90 % judge accuracy is fixed; otherwise, additional guidance and extra few-shot examples (blue additions in the Refined Prompt Template) are inserted, and the loop continues.

Figure 3): (i) Initialization: we manually design an initial prompt template (see Figure 9 for the COPA dataset) that contains three elements: a task description; five hand-labelled success cases that serve as few-shot examples; and reserve slots for the original–synthetic pair on which the LLM must output *same* or *not the same*. (ii) Evaluation loop: we build a forty-pair test set whose human labels indicate whether each rephrased premise remains semantically and logically consistent with its original. Passing these pairs through the judge yields a metric, hereafter called **judge accuracy** (judge-acc), defined as the proportion of model decisions that match the human annotations. If judge-acc reaches at least 90%, the prompt template is deemed reliable and used to filter the full synthetic corpus; otherwise, the template is revised and the evaluation is repeated. (iii) Revision strategies: when judge-acc is below 90%, we refine the task description by adding more detailed, dataset-specific requirements (e.g., see the task description for the COPA dataset in the final version of the Judge Prompt Template shown in Figure 10), and we enlarge the few-shot set (up to twenty examples for COPA). Steps (ii) and (iii) are repeated until the template achieves the 90% threshold, after which the finalised template is employed for large-scale filtering of the synthetic corpus.

## 4 Experiment

We perform evaluation for OAT-Rephrase to answer the following research questions.

- **RQ1:** Does fine-tuning an LLM with MeZO on OAT-Rephrase data consistently outperform fine-tuning with MeZO on the original data?
- **RQ2:** Can OAT-Rephrase enable a MeZO-tuned LLM to surpass the performance of the same LLM fine-tuned with first-order optimization methods such as OAT-Rephrase?
- **RQ3:** If rephrased data improves MeZO-based LLM fine-tuning, does this benefit extend across various LLM architectures?

### 4.1 Experiment Setup

We benchmark OAT-Rephrase on five English classification tasks and three open-source LLM backbones. For every model-dataset pair we evaluate six training settings; all runs set the random seed as 0 for our method and baselines to make sure the noise vector remains the same.

**Datasets.** We study four SuperGLUE tasks (COPA [19], CB [4], RTE [21], and BoolQ [2]) together with ARC-Challenge (ARC-C) [3]. We perform train/dev/test split following [9]. The identical data indices are used for both the Original and OAT-Rephrase variants.

Table 1: Accuracy of the rewriter on each dataset, as assessed by the LLM-based judge.

	COPA	CB	RTE	BoolQ	ARC-C
<b>Rewriter Acc</b>	100.0	99.20	100.0	96.20	98.03

**Rewriter Accuracy.** We define **rewriter accuracy** as the proportion of rewritten training items that our LLM-based judge considers both semantically and logically consistent with their originals. A rewritten corpus is accepted only when its rewriter accuracy reaches at least 90 %. The COPA rewriter prompt template is produced through the full five-phase design, whereas the rewriter prompt templates for CB, RTE, BoolQ, and ArcC are obtained via the template transfer process from COPA. All transferred templates reach judge accuracies between 96.2 % and 100.0 % (see Table 1), so we retain them without additional revision in the subsequent experiments.

**LLM Training Setting.** For every model-dataset pair, we conduct 6 training conditions, each combining one of 3 optimization regimes with either the Original or the OAT-Rephrase training slice:

- ZO-MeZO on Original
- ZO-MeZO on OAT-Rephrase (for MeZO)
- AdamW, full fine-tuning (FO-Full) on Original
- AdamW, FO-Full on OAT-Rephrase (for MeZO)
- AdamW, LoRA fine-tuning (FO-LoRA) [11] on Original
- AdamW, FO-LoRA on OAT-Rephrase (for MeZO)

This design isolates the influence of rewritten data across three distinct training methods, namely MeZO optimization, first-order full fine-tuning, and first-order LoRA fine-tuning, while keeping all other factors constant.

Table 2: Test accuracy of LLM backbones fine-tuned on either the **Original** or the **OAT-Rephrase** version of the same training split. Within each sub-table, **Data Type** indicates the dataset variant, **Methods** specifies the optimisation regime (MeZO, first-order full-parameter fine-tuning, or first-order LoRA fine-tuning), and the task columns report accuracy on five benchmarks: COPA, CB, RTE, BoolQ, and ARC-C. **Avg. Acc.** refers to the average accuracy across all five tasks. **Avg.  $\Delta$**  denotes the mean difference between OAT-Rephrase and Original; a positive value indicates that rephrasing the training data improves performance.

(a) Llama-3.2-1B								
Data Type	Methods	COPA	CB	RTE	BoolQ	ARC-C	Avg. Acc.	Avg. $\Delta$
Original OAT-Rephrase	ZO-MeZO	77.0	66.1	58.5	64.1	36.1	60.36	
		<b>79.0</b>	<b>71.4</b>	<b>61.4</b>	<b>64.3</b>	<b>37.1</b>	<b>62.64</b>	<b>2.28</b>
Original OAT-Rephrase	FO-Full	78.0	66.1	54.9	70.6	43.1	62.54	
		76.0	66.1	56.3	71.3	42.1	62.36	-0.18
Original OAT-Rephrase	FO-LoRA	76.0	67.9	54.9	72.3	43.5	62.92	
		77.0	73.2	57.8	73.5	43.1	64.92	2.00
(b) Llama-3.2-3B								
Data Type	Methods	COPA	CB	RTE	BoolQ	ARC-C	Avg. Acc.	Avg. $\Delta$
Original OAT-Rephrase	ZO-MeZO	84.0	69.6	66.4	74.9	46.2	68.22	
		<b>86.0</b>	<b>71.4</b>	61.7	<b>77.2</b>	<b>47.8</b>	<b>68.82</b>	<b>0.60</b>
Original OAT-Rephrase	FO-Full	86.0	58.9	75.1	79.8	50.5	70.06	
		88.0	50.0	70.4	80.7	50.5	67.92	-2.14
Original OAT-Rephrase	FO-LoRA	89.0	64.3	79.4	81.6	55.9	74.04	
		89.0	53.6	71.80	81.6	54.2	70.04	-4.00
(c) Mistral-7B-v0.1								
Data Type	Methods	COPA	CB	RTE	BoolQ	ARC-C	Avg. Acc.	Avg. $\Delta$
Original OAT-Rephrase	ZO-MeZO	59.0	50.0	51.6	63.1	48.2	54.38	
		<b>64.0</b>	<b>53.6</b>	<b>54.2</b>	<b>63.2</b>	<b>48.5</b>	<b>56.70</b>	<b>2.32</b>
Original OAT-Rephrase	FO-Full	90.0	67.9	74.7	80.2	61.9	74.94	
		91.0	64.3	77.3	79.5	67.6	75.94	1.00
Original OAT-Rephrase	FO-LoRA	90.0	75.0	79.8	86.3	71.9	80.60	
		91.0	69.6	79.1	84.8	71.6	79.22	-1.38



**Models and Hyperparameters.** We fine-tune three open-source checkpoints: Llama 3.2-1B, Llama 3.2-3B and Mistral-7B-v0.1. All experiments use bfloat16 precision and run on either one or two NVIDIA A100 GPUs with 40 GB memory, one or two NVIDIA A6000 GPUs with 48 GB memory, or a single NVIDIA GH200 GPU with 96 GB memory. Each backbone is trained with a fixed token budget to ensure comparable compute:

- **Llama-3.2-1B/3B** [8] is trained with batch size 16 for 20 k update steps. When GPU memory is insufficient, we adopt alternative configurations that preserve the total number of processed tokens: either halving the batch size and doubling the number of update steps (e.g., 8/40k, 4/80k or 1/320k), or using a batch size of 4 with gradient accumulation of 4.
- **Mistral-7B-v0.1** [13] is trained with a batch size of 4 for 80k steps; When memory constraints arise, we fall back to either (i) a batch size of 2 for 160 k steps, (ii) a batch size of 1 for 320 k steps, or (iii) a batch size of 1 for 80 k steps with a gradient-accumulation of 4.

A global random seed of 0 fixes data order, dropout masks and parameter initialisation across every experiment. A unified grid prevents any method from benefiting from hand-picked settings. **ZO-MeZO** and **full fine-tuning** sweep learning rates  $lr \in \{1 \times 10^{-6}, 5 \times 10^{-7}, 2 \times 10^{-7}, 1 \times 10^{-7}\}$  with batch sizes  $bs \in \{2, 4, 8, 16\}$ ; all MeZO runs fix  $\delta = 10^{-3}$  ( $\delta$  in Eq 1). **LoRA fine-tuning** sweeps ranks  $rank \in \{8, 16, 32\}$  and  $lr \in \{1 \times 10^{-4}, 2 \times 10^{-4}\}$ . For each run we select the configuration that maximises development accuracy and report its test result (as shown in Table 2).

**Evaluation Metric.** We report classification accuracy on the held-out Test set. Because the same example indices, seed and optimiser noise are used across paired runs, any performance difference reflects the training method or the rewritten data, not stochastic variance.

## 4.2 Answers to RQ1: OAT-Rephrase Improves the MeZO Fine-Tuning

As shown in Table 2, OAT-Rephrase consistently improves MeZO-based fine-tuning across nearly all tasks and model scales. COPA and CB show the most stable gains across models, each exceeding 2 points. Notably, CB improves by 5.3 points on Llama-3.2-1B, and COPA by 5.0 points on Mistral-7B-v0.1. RTE also improves on Llama-3.2-1B and Mistral-7B-v0.1, while BoolQ gains 2.3 points on Llama-3.2-3B. Every task except RTE improves on all models. These task-level gains result in average accuracy increases of 2.28, 0.60, and 2.32 on Llama-3.2-1B, Llama-3.2-3B, and Mistral-7B-v0.1. This suggests OAT-Rephrase provides clearer and more MeZO-compatible formulations of the original data, enabling MeZO to produce better updates from forward-only feedback.

## 4.3 Answers to RQ2: OAT-Rephrase Uplift MeZO to the Level of First-Order Methods

OAT-Rephrase effectively narrows the gap between MeZO and first-order methods. In some settings, ZO-MeZO with OAT-Rephrase outperforms FO-Full or FO-LoRA using Original data. For instance, on CB with Llama-3.2-1B, MeZO achieves 71.4 accuracy compared to FO-Full’s 66.1. In other cases, MeZO nearly matches the first-order baseline, such as BoolQ on Llama-3.2-3B where MeZO reaches 77.2 and FO-Full reaches 79.8. Even where gaps persist, MeZO with OAT-Rephrase improves reliably across tasks and models, thereby reducing its historical disadvantage. These outcomes show that OAT-Rephrase substantially enhances MeZO’s competitiveness relative to first-order fine-tuning (Table 2).

## 4.4 Answers to RQ3: One-Time OAT-Rephrase Generalizes to Multiple LLMs

The rewritten datasets are generated once per task and reused across Llama-3.2-1B, 3B, and Mistral-7B-v0.1, consistently improving MeZO performance. This consistent benefit all the models indicates

that OAT-Rephrase encodes task semantics in a way that generalizes beyond the model that produced the synthetic data. In contrast, as shown in Table 2, FO-Full improves only on Mistral-7B-v0.1 and FO-LoRA only on Llama-3.2-1B, with results on other models either plateauing or declining. This contrast highlights that OAT-Rephrase is particularly effective as a data augmentation strategy for MeZO, while offering less reliable gains for other optimization methods.

## 5 Related Works

### 5.1 Zeorth-Order LLM Fine-Tuning

Recent work has investigated ZO as a memory-efficient alternative to gradient-based fine-tuning. Malladi et al. [18] introduced MeZO, an in-place ZO method that requires only forward passes, significantly reducing memory overhead compared to backpropagation. Zhang et al. [23] conducted a comprehensive evaluation of ZO techniques, noting their compatibility with both full-parameter and parameter-efficient tuning strategies like LoRA. Despite these advances, ZO methods still lag behind in performance due to high variance in gradient estimation. Guo et al. [9] proposed incorporating sparsity constraints to improve ZO stability, yet these improvements remain sensitive to hyperparameter choices.

### 5.2 Training Data Synthesis for LLM

Recent advances in synthetic data generation using LLMs have transformed data-centric strategies in NLP, enabling efficient augmentation and rewriting of training data to improve model performance. As outlined by [17, 10, 5], LLMs can generate diverse, high-quality data through carefully designed prompts and multi-step workflows. These strategies enhance training effectiveness, particularly in low-resource or domain-specific settings [24], positioning synthetic data as a powerful complement to traditional data collection and optimization methods.

## 6 Conclusion

This work rethinks the adaptation of training data for ZO LLM fine-tuning by introducing OAT-Rephrase, a structured pipeline that uses LLMs to rephrase training data with sensitivity to ZO dynamics. Unlike prior approaches that solely refine ZO algorithms or hyperparameters, OAT-Rephrase shifts the focus to data preprocessing, enabling LLMs to generate semantically equivalent, optimization-aligned examples based on a reading of the ZO method (MeZO). Our experiments across multiple datasets and model sizes show that this synthetic rephrasing significantly boosts MeZO’s effectiveness, often rivaling full gradient-based fine-tuning. Furthermore, the synthetic data generalizes well across models and optimization methods, making OAT-Rephrase a flexible tool for low-resource fine-tuning scenarios.

## References

- [1] Tom Brown, Benjamin Mann, Nick Ryder, Melanie Subbiah, Jared D Kaplan, Prafulla Dhariwal, Arvind Neelakantan, Pranav Shyam, Girish Sastry, Amanda Askell, et al. Language models are few-shot learners. *Advances in neural information processing systems*, 33:1877–1901, 2020.
- [2] Christopher Clark, Mark Gardner, and Others. Boolq: Exploring the surprising difficulty of natural yes/no questions. In *Proceedings of NAACL-HLT*, 2019.

- [3] Peter Clark, Isaac Cowhey, Oren Etzioni, Tushar Khot, Ashish Sabharwal, Carissa Schoenick, and Oyvind Tafjord. Think you have solved question answering? try arc, the ai2 reasoning challenge. In *arXiv preprint arXiv:1803.05457*, 2018.
- [4] Marie-Catherine De Marneffe, Mandy Simons, and Judith Tonhauser. The commitmentbank: Investigating projection in naturally occurring discourse. In *Proceedings of Sinn und Bedeutung*, 2019.
- [5] Bosheng Ding, Chengwei Qin, Ruochen Zhao, Tianze Luo, Xinze Li, Guizhen Chen, Wenhan Xia, Junjie Hu, Luu Anh Tuan, and Shafiq Joty. Data augmentation using llms: Data perspectives, learning paradigms and challenges. In *Findings of the Association for Computational Linguistics ACL 2024*, pages 1679–1705, 2024.
- [6] Ning Ding, Yujia Qin, Guang Yang, Fuchao Wei, Zonghan Yang, Yusheng Su, Shengding Hu, Yulin Chen, Chi-Min Chan, Weize Chen, et al. Parameter-efficient fine-tuning of large-scale pre-trained language models. *Nature Machine Intelligence*, 5(3):220–235, 2023.
- [7] Tanmay Gautam, Youngsuk Park, Hao Zhou, Parameswaran Raman, and Wooseok Ha. Variance-reduced zeroth-order methods for fine-tuning language models. In *Forty-first International Conference on Machine Learning, ICML 2024, Vienna, Austria, July 21-27, 2024*. OpenReview.net, 2024. URL <https://openreview.net/forum?id=VH04nE7v41>.
- [8] Aaron Grattafiori, Abhimanyu Dubey, Abhinav Jauhri, Abhinav Pandey, Abhishek Kadian, Ahmad Al-Dahle, Aiesha Letman, Akhil Mathur, Alan Schelten, Alex Vaughan, et al. The llama 3 herd of models. *arXiv preprint arXiv:2407.21783*, 2024.
- [9] Wentao Guo, Jikai Long, Yimeng Zeng, Zirui Liu, Xinyu Yang, Yide Ran, Jacob R. Gardner, Osbert Bastani, Christopher De Sa, Xiaodong Yu, Beidi Chen, and Zhaozhuo Xu. Zeroth-order fine-tuning of llms with transferable static sparsity. In *The Thirteenth International Conference on Learning Representations, ICLR 2025, Singapore, April 24-28, 2025*. OpenReview.net, 2025. URL <https://openreview.net/forum?id=myYzr50xBh>.
- [10] Xuanli He, Islam Nassar, Jamie Kiros, Gholamreza Haffari, and Mohammad Norouzi. Generate, annotate, and learn: Nlp with synthetic text. *Transactions of the Association for Computational Linguistics*, 10:826–842, 2022.
- [11] Edward J. Hu, Yelong Shen, Phillip Wallis, Zeyuan Allen-Zhu, Yuanzhi Li, Shean Wang, Lu Wang, and Weizhu Chen. Lora: Low-rank adaptation of large language models. In *The Tenth International Conference on Learning Representations, ICLR 2022, Virtual Event, April 25-29, 2022*. OpenReview.net, 2022. URL <https://openreview.net/forum?id=nZeVKeeFYf9>.
- [12] Aaron Hurst, Adam Lerer, Adam P Goucher, Adam Perelman, Aditya Ramesh, Aidan Clark, AJ Ostrow, Akila Welihinda, Alan Hayes, Alec Radford, et al. Gpt-4o system card. *arXiv preprint arXiv:2410.21276*, 2024.
- [13] Albert Q. Jiang, Alexandre Sablayrolles, Arthur Mensch, Chris Bamford, Devendra Singh Chaplot, Diego de Las Casas, Florian Bressand, Gianna Lengyel, Guillaume Lample, Lucile Saulnier, L  lio Renard Lavaud, Marie-Anne Lachaux, Pierre Stock, Teven Le Scao, Thibaut Lavril, Thomas Wang, Timoth  e Lacroix, and William El Sayed. Mistral 7b. *CoRR*, abs/2310.06825, 2023. doi: 10.48550/ARXIV.2310.06825. URL <https://doi.org/10.48550/arXiv.2310.06825>.

- [14] Sijia Liu, Bhavya Kailkhura, Pin-Yu Chen, Paishun Ting, Shiyu Chang, and Lisa Amini. Zeroth-order stochastic variance reduction for nonconvex optimization. *Advances in neural information processing systems*, 31, 2018.
- [15] Weiyang Liu, Zeju Qiu, Yao Feng, Yuliang Xiu, Yuxuan Xue, Longhui Yu, Haiwen Feng, Zhen Liu, Juyeon Heo, Songyou Peng, Yandong Wen, Michael J. Black, Adrian Weller, and Bernhard Schölkopf. Parameter-efficient orthogonal finetuning via butterfly factorization. In *The Twelfth International Conference on Learning Representations, ICLR 2024, Vienna, Austria, May 7-11, 2024*. OpenReview.net, 2024. URL <https://openreview.net/forum?id=7NzgkEdGyr>.
- [16] Zirui Liu, Guanchu Wang, Shaochen Henry Zhong, Zhaozhuo Xu, Daochen Zha, Ruixiang Ryan Tang, Zhimeng Stephen Jiang, Kaixiong Zhou, Vipin Chaudhary, Shuai Xu, et al. Winner-take-all column row sampling for memory efficient adaptation of language model. *Advances in Neural Information Processing Systems*, 36:3402–3424, 2023.
- [17] Lin Long, Rui Wang, Ruixuan Xiao, Junbo Zhao, Xiao Ding, Gang Chen, and Haobo Wang. On LLMs-driven synthetic data generation, curation, and evaluation: A survey. In Lun-Wei Ku, Andre Martins, and Vivek Srikumar, editors, *Findings of the Association for Computational Linguistics: ACL 2024*, pages 11065–11082, Bangkok, Thailand, August 2024. Association for Computational Linguistics. doi: 10.18653/v1/2024.findings-acl.658. URL <https://aclanthology.org/2024.findings-acl.658/>.
- [18] Sadhika Malladi, Tianyu Gao, Eshaan Nichani, Alex Damian, Jason D Lee, Danqi Chen, and Sanjeev Arora. Fine-tuning language models with just forward passes. *Advances in Neural Information Processing Systems*, 36:53038–53075, 2023.
- [19] Melissa Roemmele, Cosmin Adrian Bejan, and Andrew S Gordon. Choice of plausible alternatives: An evaluation of commonsense causal reasoning. In *Commonsense 2011*, 2011.
- [20] Junda Su, Zirui Liu, Zeju Qiu, Weiyang Liu, and Zhaozhuo Xu. In defense of structural sparse adapters for concurrent llm serving. In *Findings of the Association for Computational Linguistics: EMNLP 2024*, pages 4948–4953, 2024.
- [21] Alex Wang, Amanpreet Singh, Julian Michael, Felix Hill, Omer Levy, and Samuel R Bowman. Glue: A multi-task benchmark and analysis platform for natural language understanding. In *Proceedings of the 2018 EMNLP Workshop BlackboxNLP*, 2018.
- [22] Ziming Yu, Pan Zhou, Sike Wang, Jia Li, and Hua Huang. Subzero: Random subspace zeroth-order optimization for memory-efficient llm fine-tuning. *arXiv preprint arXiv:2410.08989*, 2024.
- [23] Yihua Zhang, Pingzhi Li, Junyuan Hong, Jiaxiang Li, Yimeng Zhang, Wenqing Zheng, Pin-Yu Chen, Jason D. Lee, Wotao Yin, Mingyi Hong, Zhangyang Wang, Sijia Liu, and Tianlong Chen. Revisiting zeroth-order optimization for memory-efficient LLM fine-tuning: A benchmark. In *Forty-first International Conference on Machine Learning, ICML 2024, Vienna, Austria, July 21-27, 2024*. OpenReview.net, 2024. URL <https://openreview.net/forum?id=THPjMr2r0S>.
- [24] Yue Zhou, Chenlu Guo, Xu Wang, Yi Chang, and Yuan Wu. A survey on data augmentation in large model era. *arXiv preprint arXiv:2401.15422*, 2024.

## Appendix

### A Prompts for OAT-Rephrase

We present the prompts in each phase of OAT-Rephrase for COPA dataset as an illustration.

## Rewriter Prompt Template (Phase 1)

You are tasked with rephrasing the following premise while preserving its original meaning and ensuring that it remains consistent with its associated question and choices. The rephrased premise must maintain the logic of the original data so that the correct answer remains unchanged. The rephrased data will be used to fine-tune a memory-efficient zeroth-order optimizer (MeZO) model. Below are the ABSTRACT and INTRODUCTION sections from the MeZO research paper to provide additional context:

### ABSTRACT:

"Fine-tuning language models (LMs) has yielded success on diverse downstream tasks, but as LMs grow in size, backpropagation requires a prohibitively large amount of memory. Zeroth-order (ZO) methods can in principle estimate gradients using only two forward passes but are theorized to be catastrophically slow for optimizing large models. In this work, we propose a memory-efficient zeroth-order optimizer (MeZO), adapting the classical ZO-SGD method to operate in-place, thereby fine-tuning LMs with the same memory footprint as inference. For example, with a single A100 80GB GPU, MeZO can train a 30-billion parameter model, whereas fine-tuning with backpropagation can train only a 2.7B LM with the same budget. Our results demonstrate that (1) MeZO significantly outperforms in-context learning and linear probing; (2) MeZO achieves comparable performance to fine-tuning with backpropagation across multiple tasks, with up to 12× memory reduction and up to 2× GPU-hour reduction in our implementation; (3) MeZO is compatible with both full-parameter and parameter-efficient tuning techniques such as LoRA and prefix tuning; (4) MeZO can effectively optimize non-differentiable objectives (e.g., maximizing accuracy or F1). We support our empirical findings with theoretical insights, highlighting how adequate pre-training and task prompts enable MeZO to fine-tune huge models, despite classical ZO analyses suggesting otherwise."

### INTRODUCTION:

"Fine-tuning pre-trained language models (LMs) has been the dominant methodology for solving many language tasks, adapting to specialized domains, or incorporating human instructions and preferences. However, as LMs are scaled up, computing gradients for backpropagation requires a prohibitive amount of memory – in our test, up to 12× the memory required for inference – because it needs to cache activations during the forward pass, gradients during the backward pass, and, in the case of Adam, also store gradient history (see Section 3.4 for a detailed analysis). As a result, while it is possible to run inference with a 30-billion (30B) parameter LM on a single Nvidia A100 GPU (with 80GB memory), backpropagation with Adam is feasible only for a 2.7B LM. Parameter-efficient fine-tuning methods (PEFT) update just a fraction of the network parameters but still need to cache many activations, because the tuned parameters are scattered throughout the model. In our tests, fine-tuning an OPT-13B model with full parameter tuning or PEFT requires 12× and 6× more memory than inference respectively."

**FIGURE 1:** This figure presents the performance of the OPT-13B model across multiple tasks (SST-2, RTE, CB, BoolQ, WSC, WiC, MultiRC, Copa, ReCoRD, SQuAD, and DROP) under four configurations:

1. Zero-shot: Where no task-specific training is performed, and the model is tested directly.
2. In-context learning (ICL): Where labeled examples are provided in the input prompt.
3. MeZO fine-tuning: Using the MeZO optimizer with LoRA or prefix-tuning.
4. Full fine-tuning (FT): Using Adam optimizer with full parameter tuning, which consumes 12× memory.

### Key observations from Figure 1:

- MeZO achieves superior results over zero-shot and in-context learning.
- MeZO's performance is comparable to full fine-tuning, with less than 1% accuracy or F1 difference on 7 out of 11 tasks.
- MeZO requires only 1/12th the memory compared to full fine-tuning.

Backpropagation also cannot optimize non-differentiable criteria, which have gained popularity in fine-tuning LMs according to discrete metrics or set safety standards. Typically, these adaptations involve expensive reinforcement learning from human feedback (RLHF). A classical zeroth-order optimization method, ZO-SGD, uses only differences of loss values to estimate the gradients. Thus, in principle, the method can update neural networks with just forward passes, though naive implementation still doubles the memory overhead and scales poorly with model size. Existing ZO methods have been applied in deep learning settings to find adversarial examples or tune input embeddings [91, 90] but not to directly optimize large-scale models (see Liu et al. for a survey).

### MeZO's Contributions:

1. In MeZO, we adapt the ZO-SGD algorithm and a number of variants to operate in-place on arbitrarily large models with almost no memory overhead (see Algorithm 1 and Section 2).
2. We conduct comprehensive experiments across model types (masked LM and autoregressive LM), model scales (from 350M to 66B), and downstream tasks (classification, multiple-choice, and generation). MeZO consistently outperforms zero-shot, ICL, and linear probing. With RoBERTa-large, MeZO achieves performance close to standard fine-tuning within 5%. With OPT-13B, MeZO outperforms or performs comparably to fine-tuning on 7 out of 11 tasks, despite requiring roughly 12× less memory (Figure 1 and Section 3). In our implementation, MeZO requires only half as many GPU-hours as Adam fine-tuning for a 30B model (see Appendix F.6).
3. We demonstrate MeZO's compatibility with full-parameter tuning and PEFT (e.g., LoRA and prefix-tuning) in Section 3.
4. Further exploration showcases that MeZO can optimize non-differentiable objectives such as accuracy or F1 score while still requiring only the same memory as inference (Section 3.3).
5. Our theory suggests that adequate pre-training ensures a better optimization rate (Theorem 1) and a stable convergence rate (Lemma 3.4) of MeZO under proper settings of hyperparameters. This matches practical experience, with Assumption 3.1 specifying sparsity of parameters."

**ALGORITHM 1:** The MeZO algorithm uses perturbation-based gradient estimation:

1. Parameters are perturbed to estimate gradients using forward passes only.
2. Parameters are updated in place, avoiding memory overhead from gradient storage.
3. Memory efficiency is achieved, requiring only inference-level resources.

---

**Your task:** Rephrase the given premise without altering its meaning. The rephrased premise must remain consistent with the provided question and choices, such that the correct answer remains unchanged.

Original premise: "{premise}"

Choice 1: "{choice1}"

Choice 2: "{choice2}"

Question type: "{question}" (cause or effect)

Correct answer: "{correct\_choice}"

Directly output only one rephrased sentence without any other characters and other explanatory statements like "The rephrased sentence is:"

Figure 4: Rewriter Prompt Template after Phase 1.



Rewriter Prompt Template (Phase 2 )

You are tasked with rephrasing the given premise while preserving its original meaning and ensuring consistency with its associated question and choices. Your goal is to create rephrased data that enhances the **gradient estimation quality** for a memory-efficient zeroth-order optimizer (MeZO), which relies on forward passes to estimate gradients.

**Key Requirements:**

- Rephrased Premise:**
  - The rephrased premise must maintain the **same causal logic** as the original.
  - Use varied wording, sentence structures, and reorganization of information to **increase data diversity**.
  - Avoid introducing ambiguity, noise, or changes that disrupt the logical flow.
- Consistency with Correct Answer:**
  - Ensure that the correct answer remains unchanged. If the label is "0," Choice 1 must still be correct. If the label is "1," Choice 2 must still be correct.
- Optimized for MeZO Training:**
  - The rephrased premise should enhance the model's **gradient sensitivity** to small changes in input.
  - Ensure the rephrased data has clear **semantic boundaries** and well-defined causal relationships, which are critical for the zero-order optimizer to estimate gradients accurately.
  - Reduce redundancy and keep the sentence concise to avoid unnecessary noise.
- High-Quality Data Generation:**
  - The rephrased premise must sound **natural, fluent, and coherent**.
  - Avoid directly mirroring the original structure; instead, introduce paraphrasing through synonyms, restructuring, or reordering.
- Task-Specific Context:**
  - COPA tasks involve causal reasoning:
  - For "cause" questions: Explain **why** the event happened.
  - For "effect" questions: Predict **what happened next**.

---

**Your Task:**

Rephrase the following premise while keeping it consistent with the given choices and question type. Ensure the rephrased premise enhances gradient estimation for MeZO by being logically clear, semantically stable, and appropriately diverse.

Original premise: "{premise}"

Choice 1: "{choice1}"

Choice 2: "{choice2}"

Question type: "{question}" (cause or effect)

Correct answer: "{correct\_choice}"

Rephrased premise:

Figure 5: Rewriter Prompt Template after Phase 2.



Figure 6: Rewriter Prompt Template after Phase 3.

Rewriter Prompt Template (Phase 4 )

You are tasked with rephrasing the given premise while preserving its original meaning and ensuring consistency with its associated question and choices. Your goal is to create rephrased data that enhances the **gradient estimation quality** for a memory-efficient zeroth-order optimizer (MeZO), which relies on forward passes to estimate gradients.

**Key Requirements for Premise Rephrasing:**

- Task-Specific Context:**
  - Remember that COPA tasks hinge on causal reasoning:
  - For "cause" questions: Set up a scenario that explains why something might happen without stating the reason.
  - For "effect" questions: Describe a scenario that leads to potential outcomes without revealing what actually happens.
- Consistency with Correct Answer:**
  - Ensure the rephrased premise is compatible with both choices, without leaning towards the correct answer. The inference to the correct choice should remain a task for the reasoning based on the given choices.
  - Ensure that the correct answer remains unchanged. If the label is "0," Choice 1 must still be correct. If the label is "1," Choice 2 must still be correct.
  - Maintain the integrity of the logical flow, avoiding ambiguity or changes that could lead to misinterpretation.
- Optimized for MeZO Training:**
  - Enhance Gradient Sensitivity: Enhance the model's **gradient sensitivity** to subtle variations in input by ensuring clear **semantic boundaries** and well-defined causal relationships in the rephrased data. Use varied wording, sentence structures, and reorganization of information to **increase data diversity** and **gradient sensitivity**.
  - Focus on Memory Efficiency: Reduce redundancy and keep the sentence concise to avoid unnecessary noise.
  - Robustness to Data Sparsity: Ensure that the scenarios are robust and provide essential information even with minimal context or details, simulating real-world situations where complete data may not always be available.
  - Non-Differentiable Optimization Readiness: Create clear impacts on performance metrics with distinct scenarios, ensuring these scenarios are measurable and distinctly influence model optimization targets.
- Maintain Neutral Stance:**
  - Maintain the **neutral stance** of the original premise, carefully avoiding any explicit mention of causes or effects that are to be deduced from the given choices.
  - Ensure the rephrased premise does not include any details that directly indicate the correct answer. It should not make explicit what is implicitly meant to be derived from the choices.
  - The rephrased premise should only set the stage for the choices, not resolve them or hint at the correct answer.
  - Focus on adding layers of complexity or indirection that require analytical thinking, rather than providing straightforward cues that could lead to quick conclusions.
- High-Quality Data Generation:**
  - Produce a **natural, fluent, and coherent** rephrased premise.
  - Avoid directly mirroring the original structure; instead, introduce paraphrasing through synonyms, restructuring, or reordering.

---

**Your Task:**

Rephrase the following premise while remaining neutral and keeping it consistent with the given choices and question type. Ensure the rephrased premise enhances gradient estimation for MeZO by being logically clear, semantically stable, and appropriately diverse.

Original premise: "{premise}"

Choice 1: "{choice1}"

Choice 2: "{choice2}"

Question type: "{question}" (cause or effect)

Correct answer: "{correct\_choice}"

Directly output only one rephrased premise without any other characters and other explanatory statements like "The rephrased sentence is:".

Figure 7: Rewriter Prompt Template after Phase 4.

## Rewriter Prompt Template (Phase 5 )

You are tasked with rephrasing the given premise while preserving its original meaning and ensuring consistency with its associated question and choices. Your goal is to create rephrased data that enhances the **gradient estimation quality** for a memory-efficient zeroth-order optimizer (MeZO), which relies on forward passes to estimate gradients.

### ### Key Requirements for Premise Rephrasing:

- Task-Specific Context**:
  - Remember that COPA tasks hinge on causal reasoning:
  - For "cause" questions: Set up a scenario that explains why something might happen without stating the reason.
  - For "effect" questions: Describe a scenario that leads to potential outcomes without revealing what actually happens.
- Consistency with Correct Answer**:
  - Ensure the rephrased premise is compatible with both choices, without leaning towards the correct answer. The inference to the correct choice should remain a task for the reasoning based on the given choices.
  - Ensure that the correct answer remains unchanged. If the label is "0," Choice 1 must still be correct. If the label is "1," Choice 2 must still be correct.
  - Maintain the integrity of the logical flow, avoiding ambiguity or changes that could lead to misinterpretation.
- Optimized for MeZO Training**:
  - Enhance Gradient Sensitivity: Enhance the model's **gradient sensitivity** to subtle variations in input by ensuring clear **semantic boundaries** and well-defined causal relationships in the rephrased data. Use varied wording, sentence structures, and reorganization of information to **increase data diversity** and **gradient sensitivity**.
  - Focus on Memory Efficiency: Reduce redundancy and keep the sentence concise to avoid unnecessary noise.
  - Robustness to Data Sparsity: Ensure that the scenarios are robust and provide essential information even with minimal context or details, simulating real-world situations where complete data may not always be available.
  - Non-Differentiable Optimization Readiness: Create clear impacts on performance metrics with distinct scenarios, ensuring these scenarios are measurable and distinctly influence model optimization targets.
- Maintain Neutral Stance**:
  - Maintain the **neutral stance** of the original premise, carefully avoiding any explicit mention of causes or effects that are to be deduced from the given choices.
  - Ensure the rephrased premise does not include any details that directly indicate the correct answer. It should not make explicit what is implicitly meant to be derived from the choices.
  - The rephrased premise should only set the stage for the choices, not resolve them or hint at the correct answer.
  - Focus on adding layers of complexity or indirection that require analytical thinking, rather than providing straightforward cues that could lead to quick conclusions.
- High-Quality Data Generation**:
  - Produce a **natural, fluent, and coherent** rephrased premise.
  - Avoid directly mirroring the original structure; instead, introduce paraphrasing through synonyms, restructuring, or reordering.

---

### ### Few-shot Examples:

.....

---

### ### Your Task:

Rephrase the following premise while remaining neutral and keeping it consistent with the given choices and question type. Ensure the rephrased premise enhances gradient estimation for MeZO by being logically clear, semantically stable, and appropriately diverse.

Original premise: "{premise}"

Choice 1: "{choice1}"

Choice 2: "{choice2}"

Question type: "{question}" (cause or effect)

Correct answer: "{correct\_choice}"

Directly output only one rephrased premise without any other characters and other explanatory statements like "The rephrased sentence is:"

Figure 8: Rewriter Prompt Template after Phase 5.

### Judge Prompt Template (Initialization )

**Task Description:**

You are tasked with verifying whether a rephrased premise maintains consistency with its associated question and answer choices. Below are correctly rephrased examples to guide you:

**### Few-shot Examples:**

Original premise: "The girl received a trophy."  
Choice 1: "She won a spelling bee."  
Choice 2: "She made a new friend."  
Question type: "cause"  
Correct answer: Choice 1  
Rephrased premise: "A trophy was awarded to the girl."  
.....

Original premise: "The woman gave the man her phone number."  
Choice 1: "She was attracted to him."  
Choice 2: "She was repulsed by him."  
Question type: "cause"  
Correct answer: Choice 1  
Rephrased premise: "The woman handed her contact information to the man."  
---

**Your Task:**

Evaluate the following data and determine whether the rephrased premise maintains consistency with the original premise regarding the correct answer choice.

Original premise: "{original\_premise}"  
Choice 1: "{choice1}"  
Choice 2: "{choice2}"  
Question type: "{question}" (cause or effect)  
Correct answer: "{correct\_choice}"  
Rephrased premise: "{rephrased\_premise}"

Example Input:  
Original premise: "The girl received a trophy."  
Choice 1: "She won a spelling bee."  
Choice 2: "She made a new friend."  
Question type: "cause"  
Correct answer: "Choice 1"  
Rephrased premise: "A trophy was awarded to the girl."  
Expected Output: same

Directly output [same/not the same] without any explanation:

Figure 9: Judge Prompt Template Initialization.

### Judge Prompt Template (Final Version)

**Task Description:**

You are tasked with verifying whether a rephrased premise maintains consistency with its associated question and answer choices. Specifically, determine if the correct answer inferred from the rephrased premise remains the same as that inferred from the original premise. Below are correctly rephrased examples to guide you:

**### Few-shot Examples:**

Original premise: "The girl received a trophy."  
Choice 1: "She won a spelling bee."  
Choice 2: "She made a new friend."  
Question type: "cause"  
Correct answer: Choice 1  
Rephrased premise: "A trophy was awarded to the girl."  
.....

Original premise: "The woman gave the man her phone number."  
Choice 1: "She was attracted to him."  
Choice 2: "She was repulsed by him."  
.....

Original premise: "The woman hired a lawyer."  
Choice 1: "She decided to sue her employer."  
Choice 2: "She decided to run for office."  
Question type: "cause"  
Correct answer: Choice 1  
Rephrased premise: "The woman engaged the services of an attorney."  
---

**Your Task:**

Evaluate the following data and determine whether the rephrased premise maintains consistency with the original premise regarding the correct answer choice.

Original premise: "{original\_premise}"  
Choice 1: "{choice1}"  
Choice 2: "{choice2}"  
Question type: "{question}" (cause or effect)  
Correct answer: "{correct\_choice}"  
Rephrased premise: "{rephrased\_premise}"

Example Input:

Original premise: "The girl received a trophy."  
Choice 1: "She won a spelling bee."  
Choice 2: "She made a new friend."  
Question type: "cause"  
Correct answer: "Choice 1"  
Rephrased premise: "A trophy was awarded to the girl."  
Expected Output: same

Directly output [same/not the same] without any explanation:

Figure 10: The Final Version of the Judge Prompt Template.