

Bounds on PBH fraction in a stimulated axion/ALP decay scenario

Yadir Garnica,^{1,*} J. Barranco,^{1,†} and Luis A. Ureña-López^{1,‡}

¹*Departamento de Física, DCI, Campus León, Universidad de Guanajuato, 37150, León, Guanajuato, México.*
(Dated: June 23, 2025)

In this work, we show that stimulated decay of axions or axion-like particles (ALP) in black hole superradiance is an efficient way to find and hunt primordial black holes (PBH). When de Broglie's wavelength of the axion/ALP is comparable or larger than the black hole horizon radius, a large population of them accumulates in the surroundings of the black hole. When these axions or ALPs couple to photons, the bosonic cloud decays into radiation that contributes to the X-ray, visible light, and radio wave background flux that can exceed current observational limits measured at Earth. If the masses are in the interval of $10^{-3}\text{eV} < \mu < 1\text{eV}$, to be consistent with current observations of microwave background light, we found that the fraction of primordial black holes should be smaller than $f_{PBH} < 10^{-17}$ for primordial black holes with masses within $10^{-19}M_{\odot} < M_{BH} < 10^{-7}M_{\odot}$.

I. INTRODUCTION

The de Broglie kilometer-size wavelength of an ultra-light boson with masses below the nano eV/ c^2 scale induces exciting phenomena around black holes (BH). In particular, candidates for ultralight spin-zero dark matter particles such as fuzzy dark matter [1–6], axion or axion-like particles (ALP) [7] can trigger a superradiant instability in rotating black holes [8–14]. Furthermore, even for the non-rotating case, massive scalar fields can survive times longer than the age of the universe around spherically symmetric black holes [15–20]. Both, the instability in rotating BH and the survival of the bosonic particles is regulated by the dimensionless “gravitational fine-structure constant”

$$\alpha_G = G\mu M_{BH}, \quad (1)$$

where G is the Newton's, gravitational constant, μ is the boson mass and M_{BH} is the mass of the black hole. Here $\hbar = c = 1$. As long as $\alpha_G \ll 1$ a cloud of bosonic, ultralight particles can survive in the proximity of BHs.

Additionally, axion/ALP can decay into two photons due to the anomaly term. Motivated by a recent prediction [21] showing that the inclusion of the decay of the particles produced in superradiant instabilities transforms black holes into extremely bright lasers, in this work we found constraints on the fraction of primordial black holes (PBH) as dark matter. This method is particularly useful for constraining PBH in the mass window around 10^{-13} to $10^{-7}M_{\odot}$. Our limits are complementary to PBH constraints obtained by microlensing [22–24], femtolensing [25], or bounds obtained by non-detection of cosmic rays produced by Hawking radiation [26–28] or by capture of PBH on neutron stars [29]. The method consists in computing the number of photons produced by the decay of axions or axion-like particles

in the cloud around a spinning PBH and comparing the resulting flux with the current limits on photons at visible, radio, and microwave wavelengths [30]. The structure of this work, in order to obtain such constraints, is the following: in section II we discuss the lasing produced by the axion/ALP decay in PBH as proposed in [21]. In section III the flux of photons is computed considering that a fraction of dark matter is composed of a monochromatic distribution of PBH. Some conclusions and a discussion can be found in IV.

II. LASING BY PRIMORDIAL BLACK HOLES

Axions and ALP could interact with photons through the Lagrangian

$$\mathcal{L}_{int} = -\frac{\alpha_{EM}C_{a\gamma\gamma}}{8\pi f_a}\phi F_{\mu\nu}\tilde{F}^{\mu\nu}, \quad (2)$$

where ϕ is the scalar field associated with the axion/ALP particle, $F_{\mu\nu}$ is the Faraday (electromagnetic) tensor, α_{EM} is the electromagnetic fine structure constant, f_a is the axion/ALP decay constant and $C_{a\gamma\gamma}$ is a dimensionless constant of order unity that takes into account the charge mediators in the loop. Currently, very active research is being done that explores possible signatures on the electromagnetic spectrum, looking for signatures of the coupling $C_{a\gamma\gamma}/f_a$ in (2) between ALP and photons (see, for instance, [31–43]).

The effect of the interaction term Eq. (2) that couples the QCD-axion/ALP to photons considering overdensities of bosonic particles around spinning black holes is described in [21]. Using an initial constant distribution of bosons and a uniform photon occupation distribution, it was found that the coupled axion-photon system evolves according to the set of equations [21, 44, 45]:

$$\frac{dN_a}{dt} = (\Gamma_s - \Gamma_a)N_a - \Gamma_a N_\gamma [AN_a - B_1 N_\gamma], \quad (3a)$$

$$\frac{dN_\gamma}{dt} = 2\Gamma_a N_a + N_\gamma [2\Gamma_a AN_a - \Gamma_e - BN_\gamma], \quad (3b)$$

which includes the surface-loss of photons that contribute

*Electronic address: ya.garnicagarzon@ugto.mx

†Electronic address: jbarranco@fisica.ugto.mx

‡Electronic address: lurena@ugto.mx

with an extra term on the right-hand side that is proportional to the photon cluster-crossing time, generating a set of photons escaping from the axion/ALP cloud at a rate

$$\Gamma_e \equiv c/(\sqrt{5}r_0) = 1.5 \times 10^{15} \alpha_G \tilde{\mu} \text{ s}^{-1}, \quad (4)$$

where r_0 corresponds to the Bohr radius in the hydrogen-like image

$$r_0 = \frac{\hbar}{\mu c \alpha}, \quad (5)$$

and the $\sqrt{5}$ factor results from the selection of the maximal emission level $n = 2, l, m = 1$. The ALP decay rate given by [46, 47],

$$\Gamma_a = \frac{\alpha_{EM}^2 |C_{a\gamma\gamma}|^2 \mu^3}{256\pi^3 f_a^2}. \quad (6)$$

The numerical coefficients are explicitly given by $A = 8\alpha_G^2/25$, $B_1 = 2\alpha_G^4/75$ and $B = 2\alpha_G^3(\alpha_G + 6)/75$. The most important parameter in Eqs. (3) is Γ_s , which measures the rate of accretion of the bosonic field by the black hole. It is given by

$$\Gamma_s = \alpha_G^{4l+4} \mu \left(\frac{am}{M_{BH}} - 2\mu r_+ \right) C_{nlm}, \quad (7a)$$

with C_{nlm} given by [11, 12, 48]

$$C_{nlm} = \frac{2^{4l+2}(2l+n+1)!}{(l+n+1)^{2l+4}n!} \left(\frac{l!}{(2l)!(2l+1)!} \right)^2 \times \prod_{k=1}^l \left[k^2 \left(1 - \frac{a^2}{M_{BH}^2} \right) + \left(2r_+ \mu - \frac{am}{M_{BH}} \right)^2 \right] \quad (7b)$$

where l and m are the azimuthal and magnetic numbers respectively, n the principal quantum number that indicates the number of nodes the field ϕ has and it is related to the energy eigenvalue. Here, a is the spin of the BH and $r_+ = GM_{BH}(1 + \sqrt{1 - (a/M_{BH})^2})$.

If $m > 0$, Γ_s could be positive and in this case, any initial axion/ALP field grows exponentially. That is the so-called superradiant behavior. The fastest growing mode for Γ_s is given for $l = 1, m = 1, n = 0$, and for this case $C_{nlm} = 24$ and consequently

$$\Gamma_s = \frac{1}{24} \left(\frac{a}{M_{BH}} - 2\mu r_+ \right) \alpha_G^8 \mu. \quad (8)$$

Now it is clear why if $\alpha_G \ll 1$ then $\Gamma_s \ll 1$: the black hole cannot accrete the bosonic field.

The early time behavior of the coupled system (3) can be found by neglecting the second-order terms $\mathcal{O}(N^2)$ in particle numbers and taking the initial conditions $N_a(0) = 1$ and $N_\gamma(0) = 0$ (one boson and no photons). The linear version of the system (3) has a decaying mode

of the form $e^{-\Gamma_e \tau}$, which we also neglect, and then the early time attractor is explicitly given by

$$N_a(t) = e^{(\Gamma_s - \Gamma_a)t}, \quad (9)$$

$$N_\gamma(t) = \frac{2\Gamma_a}{\Gamma_s - \Gamma_a + \Gamma_e} N_a(t). \quad (10)$$

Hence, the exponential growth of bosons is possible as long as $\Gamma_s > \Gamma_a$, see also Eqs. (6) and (8).

Indeed, by neglecting $\sim N_\gamma^2$ terms, if the linear term in N_γ is positive and dominates the term associated with spontaneous decay, we will have exponential growth in the number of photons. Making $B = A - \Gamma_a - \Gamma_e$, we get

$$\frac{dN_\gamma}{dt} = 2\Gamma_a + BN_\gamma, \quad (11a)$$

and then

$$N_\gamma(t) = \frac{2\Gamma_a(e^{Bt} - 1)}{B}. \quad (11b)$$

Given that

$$\frac{\Gamma_a}{\Gamma_e} = \frac{1/\tau_a}{c/r_0} \sim \frac{r_0}{c\tau_a} \ll 1 \quad \rightarrow \quad \tilde{B} \approx 2\Gamma_a A - \Gamma_e, \quad (12)$$

an exponential growth starts on an approximate time scale $\tau_{las} \sim 1/(2\Gamma_a A N_a|_0 - \Gamma_e)$, so $\tau_{las} > 0$ implies the existence of a critical number of axions [49, 50].

It is possible to compute the critical values of the number of particles at late times. For the axion/ALP particles, such an asymptotic value for the bosons is $N_a^c = \Gamma_e/2A\Gamma_a$ [21], or more explicitly for our case,

$$N_a^c = \frac{2.98 \times 10^{40}}{|C_{a\gamma\gamma}|^2} \left(\frac{f_a}{10^8 \text{ GeV}} \right)^2 \left(\frac{\mu}{\text{eV}} \right)^{-3} \left(\frac{M_{BH}}{10^{-8} M_\odot} \right)^{-1}. \quad (13)$$

It is in this stage that stimulated decay takes over and lasing begins, and then the number of photons exhibits damped oscillations about the asymptotic value $N_\gamma^c = \Gamma_s/A\Gamma_a$, which is also explicitly given by

$$N_\gamma^c = \frac{4.34 \times 10^{52} (a^* - 2G\mu r_+)}{|C_{a\gamma\gamma}|^2} \times \left(\frac{f_a}{10^8 \text{ GeV}} \right)^2 \left(\frac{\mu}{\text{eV}} \right)^4 \left(\frac{M_{BH}}{10^{-8} M_\odot} \right)^6. \quad (14)$$

Note that Eq. (14) establishes that for smaller values of $C_{a\gamma\gamma}$, a longer stabilization time for the system is required, which shows that the photon production process due to axion-photon coupling avoids a formation of bosenova-type phenomena in a more efficient way. Furthermore, from Eq. (14) it is found that there is a maximum number of photons for a given mass of the ALP particle. This maximum value is obtained if the BH mass is such that

$$M_{BH} = \frac{3}{7} \frac{a^*}{G\mu(1 + \sqrt{1 - a^{*2}})}. \quad (15)$$

The previous results can be verified with a numerical solution of the Boltzmann system (3). An example is shown in Fig. 1 for the particular case of an axion mass $\mu = 1\text{eV}$ and a BH mass $M = 3.35 \times 10^{-11} M_\odot$. We can clearly see the exponential growth of the particle numbers at early times, followed by an oscillatory asymptotic behavior at late times. These oscillations are around the asymptotic values N_γ^c and N_a^c previously predicted.

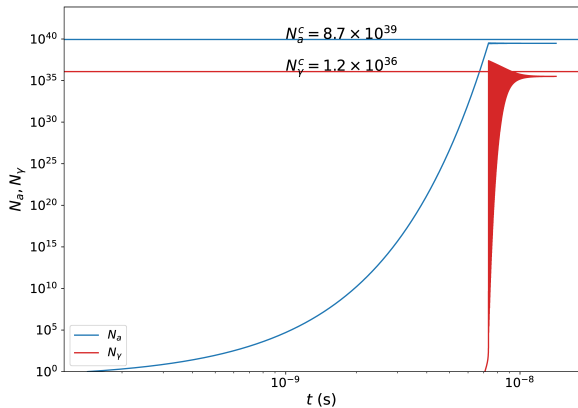


FIG. 1: Numerical solutions for the Boltzmann system Eq. (3) of axions with $\mu = 1\text{eV}$ inside the cloud due to the formation of instability around a BH of mass $M_{BH} = 5 \times 10^{-11} M_\odot$ and spin $a^* = 0.7$

Now we can scan the region of interest in the (μ, M_{BH}) parameter space for the adimensional spin parameter $a^* = a/M_{BH}$, so that there will be a possible emission of photons due to superradiance with axion/ALP properties. The most important condition is that the number of critical axions N_a^c is reached at a time comparable with the age of the universe $\tau_H \approx 10^{10}$ years, e.g.

$$t = \frac{\ln N_a^c}{\Gamma_s - \Gamma_a} < \tau_H. \quad (16)$$

Eq. (16) imposes a restricted region in the parameter space (μ, M_{BH}) that is shown in Fig. 2 for two representative values of a^* , namely $a^* = 1$ (cyan region) and $a^* = 0.1$ (brown region). The black holes within those regions had time to develop an axion/ALP cloud that will emit photons because of the process described in [21]. The photons emitted would have energy $E_\gamma = \mu/2$. Wavelengths of such possible emitted photons are shown on the upper axis of Fig. 2 that allows us to conclude that only black holes with masses $M_{BH} < M_\odot$ can be detectable in the radio wavelength if axion/ALP particles have masses bigger than $\mu > 10^{-11}\text{eV}$. Lower masses will produce photons with wavelengths too large to be detectable because they are below the CMB temperature.

This will be the region where we will concentrate since it could be possible to have photon emission produced by PBH.

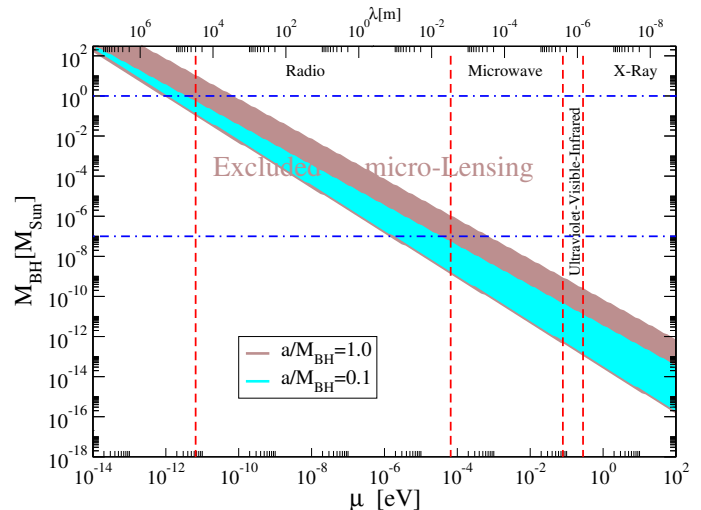


FIG. 2: Parameter space for an axion/ALP involving the minimal conditions for superradiance with emission of photons due to the coupling of axion/ALP particles with photons for two values of the black hole spin: $a^* = 1$ (cyan region) and $a^* = 0.1$ (brown region). The upper axis shows the wavelength of photons emitted by the axion/ALP cloud. For definiteness, $f_a = 10^8$ GeV has been fixed.

$\mu(\text{eV})$	λ	$I_\lambda^{Obs} (\text{\AA s ster})^{-1} \text{cm}^{-2}$
1	98 nm (Ultra-violet C)	658
10^{-1}	980 nm (Infrared-A)	235
10^{-2}	$9.86\mu\text{m}$ (Far infrared)	1335
10^{-3}	$98.6\mu\text{m}$ (Far infrared)	29719

TABLE I: Experimental measurements of the intensity of cosmic background radiation at some wavelengths relevant for our study. The values shown were obtained by interpolation of data reported in [30, 51].

III. BOUNDS ON THE PRIMORDIAL BLACK HOLE FRACTION FROM THE INTENSITY OF COSMIC BACKGROUND RADIATION

In the previous sections, we have shown that the formation of scalar field clouds around black holes is a feasible physical scenario, and we have established the parameter of interest such as if an axion/ALP particle exists in a given mass interval, thus, black holes with certain masses will emit photons. Here we will compute the flux of photons emitted by primordial black holes and compare the predicted flux with current limits on the observation of the intensity of cosmic background diffuse radiation. In order to avoid an excess of photons, upper limits in the number of PBH can be obtained. The constraints will be computed by assuming a monochromatic mass distribution of PBH and that they constitute a fraction f_{PBH} of the total cold dark matter $\Omega_{PBH} = f_{PBH} \Omega_{CDM}$. Also, we consider additional contributions to the DM sector from ultralight scalars. We will do it for four scenarios:

1. There is a homogeneous distribution of extragalactic

tic PBH

2. Dark matter is composed of PBH that has followed hierarchical structure formation. Thus, galaxies are overdensities of dark matter with a Navarro-Frenk-White (NFW) density profile.

Additionally, for each scenario, we will consider two possibilities: one case corresponds to f_a fixed for the QCD axion field, i.e. [52]

$$f_a = 5.69 \left(\frac{\mu}{\text{meV}} \right)^{-1} 10^9 \text{GeV} \quad (17)$$

and the other case where f_a and μ are independent variables. The present limits on f_a found by a diverse and complementary set of experiments [31–43] yield a reasonable value of $f_a = 10^{11}$ GeV. The limits obtained for ALP particles for f_{BH} that we will show will consider this value. Next we will review how to compute the photon flux for each scenario.

A. Constraints from Extragalactic Background light

In this section, we assume that all the light measured at a point is the result of integrating the whole population of PBHs distributed through space, assuming that there is no evaporation due to our mass choice (so in principle we assume that the whole population of PBH is conserved). Supposing that we are located at the center of a spherical shell of radius a , the integrated light from all PBHs with scalar clouds can be calculated as the integrated flux of photons per unit area per unit time distributed over a solid angle. Following [30], the flux of energy per unit area reaching us from a single source is given by

$$dQ_P = \frac{R^2(t)L(t)}{4\pi R_0^4 r^2}, \quad (18)$$

where the scale factor at the time the light reaches us is given by $R(t_0) = R_0$, r is the source coordinate distance, and $L(t)$ is the luminosity or the energy per unit time. The presence of two factors $(R(t)/R_0)$ reflects Hubble's energy and number effects.

Assuming that we are located in a spherical shell of radius r and that the sources are located at an extended dr distance, the volume of the shell can be written as

$$dV = 4\pi R^2 r^2 c dt. \quad (19)$$

The total energy measured due to the presence of multiple sources (in our case of interest PBHs) inside the shell, can be calculated as the product of the total number of PBHs per their individual intensity [30]

$$dQ = n_P dQ_P dV = cn(t)\tilde{R}L(t)dt, \quad (20)$$

where n_P is the number density of PBH's and $L(t)$ is the luminosity. For the last term of the expression, we use

the fact that, under the hypothesis of conservation of the density of PBH, it is possible to replace n_P as a comoving number quantity $n(t) \equiv (R(t)/R_0)^3 n_P = \tilde{R}^3 n_P$. Due to the selected mass window, the total quantity of PBH remains the same at present $n \sim n_0$. The luminosity emitted by a source between the range λ and $\lambda + d\lambda$ as [30]

$$L = \int F(R, \lambda) d\lambda \sim F(R, \lambda) \lambda_0 \quad (21)$$

where $F(R, \lambda) = E_0 \frac{dN}{d\lambda dt}$ is the Spectral Distribution Energy (SED). This is the integrated light from many galaxies, which has been emitted at various wavelengths and redshifted by various amounts, which is distributed in a waveband centered on λ_0 when it arrives to us. We refer to this as the spectral intensity of the EBL at λ_0 . The intensity of the shell as observed at wavelength λ_0 is given by

$$4\pi dI_\lambda \equiv dQ_{\lambda, obs} = -cn(t)\tilde{R}^2(t)E_0 F[\tilde{R}(t)\lambda_0, t]\lambda_0 dt, \quad (22)$$

where the factor 4π converts from an all-sky intensity to one measured per steradian and E_0 is the energy of a single photon.

We are interested in a monochromatic emission profile, where the central line depends on the mass of the axion decaying to two photons. In the scenario of interest, the relevant photons are those whose mean free path coincides with the radius of the black hole as $\Gamma_e N_\gamma^c$. Thus, if we use $N_\gamma^c = \frac{\Gamma_s}{A\Gamma_{a\gamma\gamma}}$, this implies $\Gamma_{a\gamma\gamma} N_a \rightarrow 2\Gamma_s N_a^c$. Therefore,

$$\frac{dN_\gamma}{dEdt} = 2N_a \Gamma_s \delta(E - E_\gamma), \quad (23)$$

where $E_\gamma = \mu/2$. In the scenario of the formation of *PBH's*, we consider a matter-dominated universe

$$n_{PBH} = \Omega_{PBH} \frac{\rho_c^0}{M_{BH}} \tilde{R}^{-3}, \quad (24)$$

with $\Omega_{PBH} = f_{PBH} \Omega_{CDM}$. f_{PBH} is the fraction of dark matter that can be conceived as PBH, and ρ_c^0 is the critical density at t_0 . Thus,

$$I = \frac{c}{4\pi} f_{PBH} \Omega_{CDM} \rho_c^0 \lambda_\gamma^0 E_0 \int_{t_{rec}}^{t_0} \frac{2N_a \Gamma_s \delta(\lambda - \lambda_\gamma)}{\tilde{R}(t) M_{BH}(t)} dt. \quad (25)$$

Changing the integration variable to λ in a matter-dominant scenario ($R(t) \propto t^{2/3(1+w)}$ with $w_{MD} = 0$) and using

$$1 + z = \frac{\lambda_0}{\lambda} = \frac{R_0}{R} = \left(\frac{t_0}{t} \right)^{2/3}, \quad (26)$$

we integrate over the Dirac's delta and obtain the total intensity. Deriving the result with respect to λ_0 , we obtain the differential intensity distribution in the present

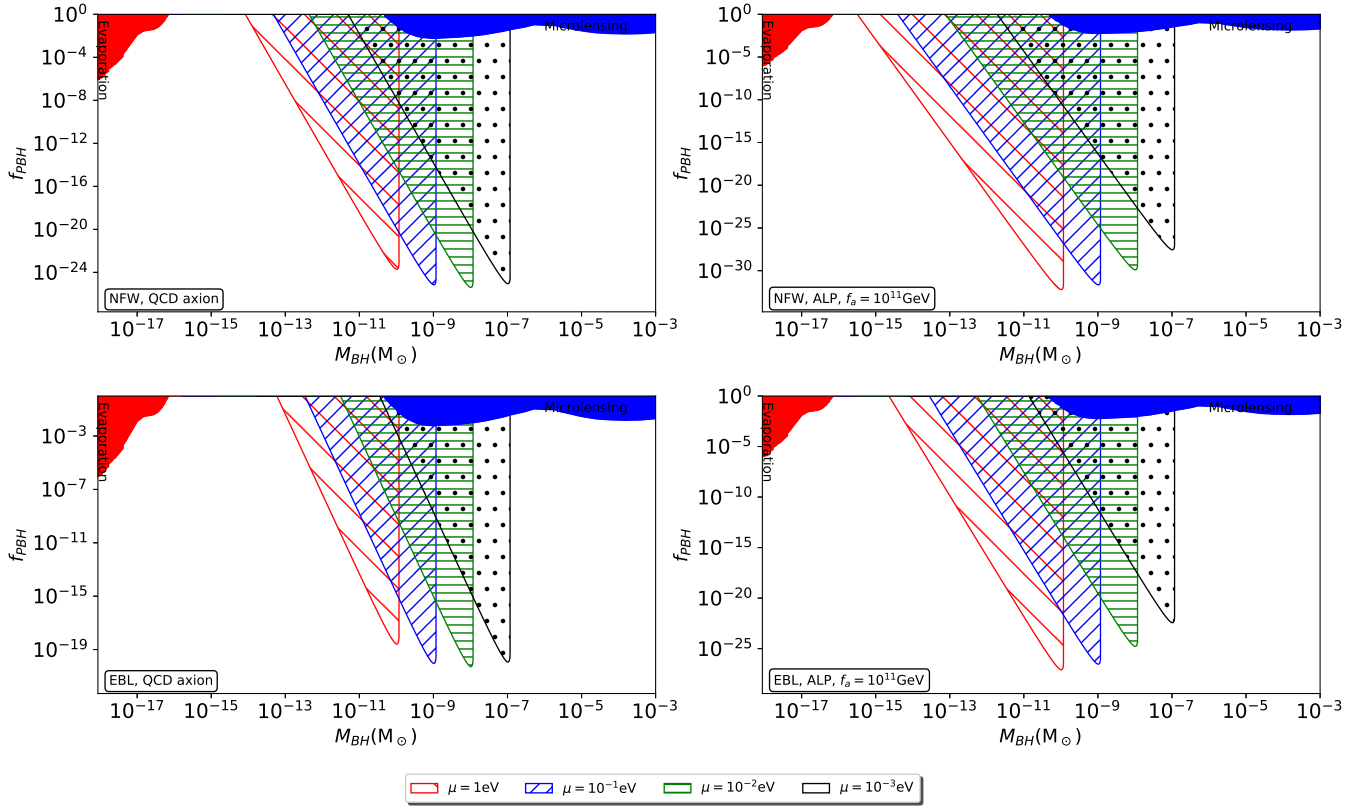


FIG. 3: f_{PBH} as a function of M_{BH} in the window of interest for local and extragalactic spectrum

time per unit wavelength (where we divide by E_0 to adjust the units [30]). N_a and $M_{BH}(t)$ are calculated in $t \rightarrow t(\lambda_\gamma^0)$

$$I_\lambda = \left| \frac{dI}{d\lambda_\gamma^0} \right| = \frac{9c}{8\pi} f_{PBH} \Omega_{CDM} \rho_c^0 t^0 \Gamma_s \left(\frac{\lambda_\gamma}{\lambda_\gamma^0} \right)^{3/2} \frac{N_a(t)}{M(t)} \frac{1}{\lambda_{\gamma^0}}. \quad (27)$$

With (27), it is possible to find boundaries over the value of f_{PBH} if the theoretical value exceeds the data for a certain region. We can set limits over the values of f_{PBH} for a QCD-like axion and ALP for different masses using interpolation from data reported in [30, 51] and summarized in Table I for our cases of interest. The bounds obtained by demanding $I_\lambda < I_\lambda^{Obs}$ are shown in Figure 3. For the axion case the bounds are shown in the left-lower panel while the case for ALP with $f_a = 10^{11}$ GeV in the right-lower panel.

B. Constraints on f_{BH} for clustered PBHs in the Milky-Way

Now, we are interested in calculating the total luminosity associated with the number of photons yielded in the damped regime due to the cloud of axions of a galactic distribution of PBH. For simplicity we will consider that PBH form the dark matter halo and that the distribution follows a Navarro-Frenk-White profile. Taking the

flux associated with a monochromatic distribution with energy per photon $E = \mu c^2$, we see that the luminosity per black hole is

$$L = \Gamma_e N_\gamma \frac{\mu}{2}. \quad (28)$$

The number of PBHs per unit area (\tilde{N}) can be obtained integrating over a density DM distribution in our galaxy, where we put an observer O at a distance $d = 8 \text{ kpc}$ from the galactic center, who observes a region around the galactic halo with an aperture of 40 arcsec from the galactic plane to the line of sight [53]. Using $\rho_s = 0.4 \text{ GeV cm}^{-3}$, $r_s = 21 \text{ kpc}$ for a NFW profile and dividing by M_{PBH} , we have all the parameters needed to calculate the number of PBH's inside the local vicinity

$$\tilde{N} = \frac{1}{M_{PBH}} \int_{\Delta\Omega} d\Omega \int_0^\infty \rho(r(l, \Omega)) dl, \quad (29)$$

where $\rho(r, l)$ is the distribution function of the DM in the local media integrated over the line of vision that along with the integral over the solid angle provides the total distribution of mass. In a general scenario where the photons depend explicitly on the axion decay, the flux can be calculated as

$$\phi = \tilde{N} \left(\int_{E_1}^{E_2} \frac{dN}{dt dE} dE \right), \quad (30)$$

The emission spectrum is proportional to the photon distribution, and, since we are considering a monochromatic spectrum, we can write again the SED per photon as (23).

To compare with the differential intensity data [30, 51] to obtain the maximal contribution of these possible candidates to CDM, we divide the flux (30) over $\Delta\Omega\lambda_\gamma$ to obtain the differential intensity. Adjusting the units to CU's = photons $s^{-1} cm^{-2} str^{-1} \text{\AA}^{-1}$ we get

$$\left| \frac{dI}{d\lambda_\gamma^0} \right| = 2.18 \times 10^{-3} f_{PBH} \left(\frac{f_a}{10^{11} \text{GeV}} \right)^2 \left(\frac{M_{BH}}{10^{-13} M_\odot} \right)^6 \left(\frac{a^*}{0.9} \right) \left(\frac{\mu}{10^{-3} \text{eV}} \right)^7 \left(\frac{1}{C_{a\gamma\gamma}} \right)^2 \text{CU's.} \quad (31)$$

Comparing the intensity calculated Eq. (31) with the observed intensity for a fixed mass of the axion/ALP particle shown in Table I we set bounds on f_{PBH} shown in the upper panel of Figure 3. Two cases were considered: left panel for the case of an axion particle with f_a given by Eq. (17) and for an ALP the bounds are shown in the top-right figure for $f_a = 10^{11} \text{ GeV}$.

IV. CONCLUSIONS

In this work, based on the results presented by Rosa and Kephart in [21], we have found the region of parameters (μ, M_{BH}, a^*) where emission of photons is possible (see Figure 2 on a time scale lower than the age of the Universe). By using the current limits on the astrophysical flux of photons measured at Earth, it is possible

to find reliable constraints on the fraction of PBH that might constitute the dark matter of the universe. Severe constraints of the order of $f_{BH} < 10^{-17}$ were found.

We can see that the bounds that can be obtained with “shining black holes” are stronger than the previous bounds on the fraction of primordial black holes in the mass range $10^{-17} M_\odot < M_{BH} < 10^{-7} M_\odot$ in all the scenarios we have studied and summarized in Figure 3. This is because the knowledge of diffuse radiation at wavelengths where superradiance can trigger emission of photons in primordial black holes is well known. As usual, the bounds are model-dependent and in our case we have assumed the simplest hypothesis in order to show that this mechanism, if ultralight particles exist, can give relevant constraints. A more detailed analysis will be performed elsewhere.

Acknowledgements

YG thanks CONACYT for financial support. This work was partially supported by Programa para el Desarrollo Profesional Docente; Dirección de Apoyo a la Investigación y al Posgrado, Universidad de Guanajuato, research Grants No. 036/2020, 099/2020; CONACyT México under Grants No. A1-S-17899, No. 286897, No. 297771, No. 304001; and the Instituto Avanzado de Cosmología Collaboration.

-
- [1] W. Hu, R. Barkana, and A. Gruzinov, *Phys. Rev. Lett.* **85**, 1158 (2000), astro-ph/0003365.
 - [2] T. Matos and L. A. Urena-Lopez, *Phys. Rev. D* **63**, 063506 (2001), astro-ph/0006024.
 - [3] T. Matos and L. A. Urena-Lopez, *Class. Quant. Grav.* **17**, L75 (2000), astro-ph/0004332.
 - [4] L. Hui, J. P. Ostriker, S. Tremaine, and E. Witten, *Phys. Rev. D* **95**, 043541 (2017), 1610.08297.
 - [5] L. A. Ureña-López, *Frontiers in Astronomy and Space Sciences* **6**, 47 (2019).
 - [6] T. Matos, L. A. Ureña-López, and J.-W. Lee (2023), 2312.00254.
 - [7] D. J. E. Marsh, *Phys. Rept.* **643**, 1 (2016), 1510.07633.
 - [8] Y. B. Zel'Dovich, *Soviet Journal of Experimental and Theoretical Physics Letters* **14**, 180 (1971).
 - [9] Y. B. Zel'Dovich, *Soviet Journal of Experimental and Theoretical Physics* **35**, 1085 (1972).
 - [10] R. PENROSE and R. M. FLOYD, *Nature Physical Science* **229**, 177 (1971), ISSN 2058-1106, URL <https://doi.org/10.1038/phyci229177a0>.
 - [11] A. A. Starobinsky, *Sov. Phys. JETP* **37**, 28 (1973).
 - [12] A. A. Starobinskii, *Sov. Phys. JETP* **64**, 48 (1973).
 - [13] R. Brito, V. Cardoso, and P. Pani, *Class. Quant. Grav.* **32**, 134001 (2015), 1411.0686.
 - [14] W. E. East and F. Pretorius, *Phys. Rev. Lett.* **119**, 041101 (2017), 1704.04791.
 - [15] J. Barranco, A. Bernal, J. C. Degollado, A. Diez-Tejedor, M. Megevand, M. Alcubierre, D. Núñez, and O. Sarbach, *Physical Review D - Particles, Fields, Gravitation and Cosmology* **84**, 1 (2011), ISSN 15507998, 1108.0931.
 - [16] J. Barranco, A. Bernal, J. C. Degollado, A. Diez-Tejedor, M. Megevand, M. Alcubierre, D. Nunez, and O. Sarbach, *Phys. Rev. Lett.* **109**, 081102 (2012), 1207.2153.
 - [17] J. Barranco, A. Bernal, J. C. Degollado, A. Diez-Tejedor, M. Megevand, M. Alcubierre, D. Núñez, and O. Sarbach, *Phys. Rev. D* **89**, 083006 (2014), 1312.5808.
 - [18] J. Barranco, A. Bernal, J. C. Degollado, A. Diez-Tejedor, M. Megevand, D. Nunez, and O. Sarbach, *Phys. Rev. D* **96**, 024049 (2017), 1704.03450.
 - [19] A. Aguilar-Nieto, V. Jaramillo, J. Barranco, A. Bernal, J. C. Degollado, and D. Núñez, *Phys. Rev. D* **107**, 044070 (2023), 2211.10456.
 - [20] M. Alcubierre, J. Barranco, A. Bernal, J. C. Degollado, A. Diez-Tejedor, M. Megevand, D. Núñez, and O. Sarbach (2024), 2411.18601.
 - [21] J. G. Rosa and T. W. Kephart, *Physical Review Letters* **120**, 1 (2018), ISSN 10797114, 1709.06581.
 - [22] B. Paczynski, *Astrophys. J.* **304**, 1 (1986).
 - [23] K. Griest, A. M. Cieplak, and M. J. Lehner, *Astrophys. J.* **786**, 158 (2014), 1307.5798.

- [24] H. Niikura et al., *Nature Astron.* **3**, 524 (2019), 1701.02151.
- [25] A. Barnacka, J. F. Glicenstein, and R. Moderski, *Phys. Rev. D* **86**, 043001 (2012), 1204.2056.
- [26] M. Boudaud and M. Cirelli, *Phys. Rev. Lett.* **122**, 041104 (2019), 1807.03075.
- [27] B. Dasgupta, R. Laha, and A. Ray, *Phys. Rev. Lett.* **125**, 101101 (2020), 1912.01014.
- [28] G. Ballesteros, J. Coronado-Blázquez, and D. Gaggero, *Phys. Lett. B* **808**, 135624 (2020), 1906.10113.
- [29] F. Capela, M. Pshirkov, and P. Tinyakov, *Phys. Rev. D* **87**, 123524 (2013), 1301.4984.
- [30] J. Overduin and P. Wesson, *Physics Reports* **402**, 267 (2004), ISSN 0370-1573, URL <https://www.sciencedirect.com/science/article/pii/S0370157304002996>.
- [31] K. Van Tilburg, N. Leefer, L. Bougas, and D. Budker, *Phys. Rev. Lett.* **115**, 011802 (2015), 1503.06886.
- [32] R. Oswald et al., *Phys. Rev. Lett.* **129**, 031302 (2022), 2111.06883.
- [33] M. Filzinger, S. Dörscher, R. Lange, J. Klose, M. Steinell, E. Benkler, E. Peik, C. Lisdat, and N. Huntemann, *Phys. Rev. Lett.* **130**, 253001 (2023), 2301.03433.
- [34] X. Zhang, A. Banerjee, M. Leyser, G. Perez, S. Schiller, D. Budker, and D. Antypas, *Phys. Rev. Lett.* **130**, 251002 (2023), 2212.04413.
- [35] G. G. Raffelt, *Stars as laboratories for fundamental physics: The astrophysics of neutrinos, axions, and other weakly interacting particles* (1996), ISBN 978-0-226-70272-8.
- [36] S. J. Asztalos et al. (ADMX), *Phys. Rev. Lett.* **104**, 041301 (2010), 0910.5914.
- [37] I. Irastorza et al. (IAXO) (2013).
- [38] D. d'Enterria, arXiv preprint arXiv:2102.08971 (2021).
- [39] M. Aiko and M. Endo, *Journal of High Energy Physics* **2023**, 147 (2023), ISSN 1029-8479, URL [https://doi.org/10.1007/JHEP05\(2023\)147](https://doi.org/10.1007/JHEP05(2023)147).
- [40] K. Barth, A. Belov, B. Beltran, H. Bräuninger, J. Carmona, J. Collar, T. Dafni, M. Davenport, L. Di Lella, C. Eleftheriadis, et al., *Journal of Cosmology and Astroparticle Physics* **2013**, 010 (2013).
- [41] E. Aprile, J. Aalbers, F. Agostini, M. Alfonsi, F. Amaro, M. Anthony, B. Antunes, F. Arneodo, M. Balata, P. Barrow, et al., *The European Physical Journal C* **77**, 1 (2017).
- [42] D. S. Akerib, S. Alsum, C. Aquino, H. M. Araújo, X. Bai, A. J. Bailey, J. Balajthy, P. Beltrame, E. P. Bernard, A. Bernstein, et al. (LUX Collaboration), *Phys. Rev. Lett.* **118**, 261301 (2017), URL <https://link.aps.org/doi/10.1103/PhysRevLett.118.261301>.
- [43] C. Fu, X. Zhou, X. Chen, Y. Chen, X. Cui, D. Fang, K. Giboni, F. Giuliani, K. Han, X. Huang, et al., *Physical review letters* **119**, 181806 (2017).
- [44] T. W. Kephart and T. J. Weiler, *Phys. Rev. Lett.* **58**, 171 (1987).
- [45] T. W. Kephart and T. J. Weiler, *Phys. Rev. D* **52**, 3226 (1995).
- [46] M. Bauer, M. Neubert, and A. Thamm, *Journal of High Energy Physics* **2017**, 44 (2017), ISSN 1029-8479, URL [https://doi.org/10.1007/JHEP12\(2017\)044](https://doi.org/10.1007/JHEP12(2017)044).
- [47] M. Bauer, M. Heiles, M. Neubert, and A. Thamm (2019).
- [48] S. L. Detweiler, *Phys. Rev. D* **22**, 2323 (1980).
- [49] T. W. Kephart and T. J. Weiler, *Physical review letters* **58**, 171 (1987).
- [50] T. W. Kephart and T. J. Weiler, *Physical Review D* **52**, 3226 (1995).
- [51] A. Cooray, *Royal Society Open Science* **3**, 150555 (2016).
- [52] S. Navas et al. (Particle Data Group), *Phys. Rev. D* **110**, 030001 (2024).
- [53] R. Yunis, C. R. Argüelles, N. E. Mavromatos, A. Moliné, A. Krut, J. A. Rueda, and R. Ruffini (2018), 1810.05756.