

CRYSTALLINE ELASTIC FLOW OF POLYGONAL CURVES: LONG TIME BEHAVIOUR AND CONVERGENCE TO STATIONARY SOLUTIONS

GIOVANNI BELLETTINI, SHOKHRUKH YU. KHOLMATOV, AND MATTEO NOVAGA

ABSTRACT. Given a planar crystalline anisotropy, we study the crystalline elastic flow of immersed polygonal curves, possibly also unbounded. Assuming that the segments evolve by parallel translation (as it happens in the standard crystalline curvature flow), we prove that a unique regular flow exists until a maximal time when some segments having zero crystalline curvature disappear. Furthermore, for closed polygonal curves, we analyze the behaviour at the maximal time, and show that it is possible to restart the flow finitely many times, yielding a globally in time evolution, that preserves the index of the curve. Next, we investigate the long-time properties of the flow using a Łojasiewicz-Simon-type inequality, and show that, as time tends to infinity, the flow fully converges to a stationary curve. We also provide a complete classification of the stationary solutions and a partial classification of the translating solutions in the case of the square anisotropy.

1. INTRODUCTION

Geometric evolution equations driven by curvature, especially flows governed by anisotropic energies, play a central role in the analysis of interface motion and shape optimization and have been widely studied in the context of material science (see e.g. [6, 8, 9, 15, 21, 22, 25, 30]). When the anisotropy is crystalline – i.e., the interfacial energy density is piecewise linear – the corresponding geometric flows exhibit non-smooth and non-local behaviors, and the evolution is usually restricted to the family of the so-called admissible polygonal curves, whose segments translate in the normal direction with velocity depending on their crystalline curvature (see e.g. [1, 9, 13, 18, 19, 24, 31] and the references therein).

In the current paper we focus on the gradient flow of the crystalline elastic energy of planar polygonal curves, namely the gradient flow associated to the energy functional

$$\mathcal{F}_\alpha(\Gamma) = \int_\Gamma \left(1 + \alpha (\kappa_\Gamma^\varphi)^2\right) \varphi^\circ(\nu_\Gamma) d\mathcal{H}^1,$$

including both an anisotropic length and a φ -curvature term. Here $\alpha > 0$, φ is a crystalline anisotropy in \mathbb{R}^2 , φ° is its dual, Γ is φ -admissible polygonal curve (possibly having self-intersections), ν_Γ is the unit normal of Γ , defined \mathcal{H}^1 -a.e. and κ_Γ^φ is the crystalline curvature.

When $\alpha = 0$, the functional \mathcal{F}_0 gives the anisotropic length, whose gradient flow is well-studied in the literature (see e.g. [2, 3, 19]). As formulated originally by Taylor [32], the segments of Γ (locally admissible with the Wulff shape $W^\varphi = \{\varphi \leq 1\}$, Section 2.3), translate in the normal direction and a general form of the evolution equation is

$$V_S = g(\nu_S, \kappa_S^\varphi) \quad \text{on segment } S. \quad (1.1)$$

Here V_S is the translation velocity and $g : \mathbb{S}^1 \times \mathbb{R}^2 \rightarrow \mathbb{R}$ is an appropriate function. A natural choice $g(\nu_S, \kappa_S^\varphi) = -\kappa_S^\varphi$ is developed in many papers, but unless W^φ is cyclic, i.e., inscribed to a circle, the corresponding flow starting from W^φ does not shrink self-similarly. To obtain the natural self-shrinking property of W^φ one has to choose $g(\nu_S, \kappa_S^\varphi) = -\varphi^\circ(\nu_S) \kappa_S^\varphi$ which in some sense suggests that segments translate not in the normal, rather in the intrinsic direction of the Cahn-Hoffman vector on S (see e.g. [5] in the case of a strictly convex smooth, i.e., regular, anisotropy). All in all, the evolution (1.1) is uniquely represented by a system of ODEs.

Date: June 23, 2025.

2020 Mathematics Subject Classification. 53E10, 53E40, 46N20.

Key words and phrases. Crystalline curvature, polygonal flow, crystalline elastic functional, crystalline elastic flow, crystalline Łojasiewicz-Simon inequality.

Interestingly, a similar characterization of crystalline curvature flow does not exist in higher dimensions mainly due to the facet-breaking phenomenon¹ [4].

In the Euclidean setting, i.e., when φ is Euclidean, the evolution equation solved by the elastic flow $\{\Gamma(t)\}$ of curves, parametrized by a smooth family of immersions $\gamma: [0, T) \times \mathbb{S}^1 \rightarrow \mathbb{R}^2$, reads as

$$\begin{cases} \partial_t \gamma = -2\alpha \partial_{ss} \vec{\kappa} - 2\alpha |\vec{\kappa}|^2 \vec{\kappa} + \vec{\kappa}, \\ \gamma(0, \cdot) = \gamma_0, \end{cases} \quad (1.2)$$

where $\vec{\kappa} = \kappa \nu$ is the curvature vector of the curve $\gamma(t, \cdot)$ at time t , γ_0 is the initial immersion and $\partial_{ss} \vec{\kappa}$ is second derivative of the curvature vector in an arclength parametrization (see [12, 27, 29]). Observe that, since the equation is of fourth order, no general comparison principles are expected for this elastic flow. It is known [29] that the evolution starting from a closed curve globally exists and, as time tends to infinity, the flow stays in a compact region of \mathbb{R}^2 and converges to a stationary solution of (1.2). Also, several results are known for unbounded curves (see e.g. the recent survey [28]). On the other hand, various problems are still open, such as the general shapes of stationary solutions. An interesting open problem, to our knowledge set forth by G. Huisken, is whether or not the flow starting from a curve sitting in the upper half-plane may be, at some time during the evolution, completely contained in the lower half-plane, which somehow resembles translating solutions like grim reaper in the mean curvature flow.

Without zero-order terms, the evolution equation (1.2) becomes

$$V = -\partial_{ss} \kappa,$$

which is called a *surface diffusion flow*. This equation is often considered in the anisotropic setting as

$$V = -\partial_s (M_0(\nu) \partial_s \kappa^\varphi),$$

where now φ is a regular anisotropy, κ^φ is the scalar anisotropic curvature and $M_0 > 0$ is a mobility function [10, 14, 17]. This equation can be defined also in the crystalline setting after restricting the evolution to a specific class of polygons (sometimes called admissible) and after reducing the evolution to a system of ODEs, see e.g. [11]. Unlike the planar crystalline curvature flow, planar surface diffusion flow seems to exhibit facet-breaking, see [17].

In the current paper we study short and long time properties of the gradient flow associated to the functional \mathcal{F}_α with a fixed $\alpha > 0$. As in the crystalline curvature setting, the regular flow is defined for curves Γ admissible with the Wulff shape W^φ ; during the evolution we make the assumption that segments S of Γ translate in the normal direction with velocity equal to $-\varphi^\circ(\nu_S) \delta \mathcal{F}_\alpha$, where $\delta \mathcal{F}_\alpha$ is a formal notation to indicate the first variation of \mathcal{F}_α . Also in this case, one gets that Wulff shapes shrink self-similarly (Example 5.1). As usual, the evolution is formulated as a system of ODEs that govern the signed Euclidean distances (called here also signed heights) of each segment along its normal direction (Definition 3.2). As already said, we are supposing that neither new edges do appear nor segments break or bend along the flow. This simplifying assumption is mainly due to the fact that, in general, we miss a stability property of the flow with respect to insertion of small segments (possibly having zero φ -curvature) near the vertices of a given initial curve.

A main contribution of the present paper is the rigorous construction and analysis of the unique polygonal crystalline elastic flow. More specifically, we prove short-time existence and uniqueness of the flow (Theorem 4.1), and show that the evolution continues through a restarting mechanism after some segments with zero φ -curvature vanish – thus guaranteeing global existence and uniqueness in time (Theorem 4.2). Segments with nonzero φ -curvature, instead, do not vanish. Furthermore, by means of a crystalline version of a Łojasiewicz-Simon inequality (Propositions 6.6 and 7.5), we investigate the long-time behavior of solutions starting from a closed polygonal curve: as in the Euclidean case [29], we prove that the flow converges to a stationary solution as $t \rightarrow +\infty$ (Theorems 7.1 and 7.3).

We are also interested in a classification of special solutions, such as stationary and translating ones. These problems are quite difficult in a general crystalline setting, and in the present paper we restrict to consider the case of a square Wulff shape: here we are able to establish a complete classification of stationary solutions and a characterization of translating solutions under some appropriate assumptions (Section 8). We remark that, unlike in the Euclidean elastic case, our crystalline elastic flow preserves convexity, a property that could be

¹One may observe facet-breaking or facet-bending phenomena also in the planar case if we add an external force to equation (1.1) [20].

probably related to our assumptions of facets non-breaking and prohibition of spontaneous edge creation near vertices (Corollary 7.2).

The paper is organized as follows. In Section 2 we introduce some preliminaries. The anisotropic elastic functional and the crystalline elastic flow are introduced in Section 3. Section 4 is dedicated to the investigation of existence, uniqueness and restart of the crystalline elastic flow. For convenience of the reader, in Section 5 we exhibit some explicit examples (evolution of Wulff shapes and grim reaper-type solutions). Stationary solutions and Lojasiewicz-Simon-type properties of stationary curves are studied in Section 6 (and are needed in Section 7), where we prove the full convergence of the flow to a stationary solution as time converges to infinity. In Section 8, designed for the square anisotropy, we provide a classification of some special – stationary and translating – solutions. We conclude the paper pointing out some open problems in Section 9.

2. NOTATION AND MAIN DEFINITIONS

2.1. Anisotropy. An anisotropy in \mathbb{R}^2 is a positively one-homogeneous convex function $\varphi : \mathbb{R}^2 \rightarrow [0, +\infty)$ satisfying

$$c_\varphi |x| \leq \varphi(x) \leq C_\varphi |x|, \quad x \in \mathbb{R}^2, \quad (2.1)$$

for some $0 < c_\varphi \leq C_\varphi < +\infty$. The closed convex set $W^\varphi := \{\varphi \leq 1\}$ is called the unit φ -ball or sometimes the Wulff shape (of φ). Similarly, the set $\{\varphi(\cdot - y) \leq r\}$ is called the Wulff shape of radius r centered at y . The anisotropy

$$\varphi^o(x) := \max_{y \in W^\varphi} \langle x, y \rangle, \quad x \in \mathbb{R}^2,$$

is called the dual of φ , where $\langle \cdot, \cdot \rangle$ is the Euclidean scalar product in \mathbb{R}^2 . When W^φ is a polygon, we say φ is crystalline and the boundary segments of W^φ will be called facets. Note that φ is crystalline if and only if so is φ^o . In what follows we shorthand $v^\varphi := \frac{v}{\varphi^o(v)}$ for $v \neq 0$.

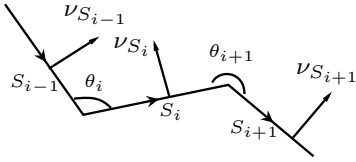


FIG. 1. The angles of a polygonal line. Here: $\theta_i := \angle(S_{i-1}, S_i) \in (0, \pi)$ as S_{i-1} and S_i form a convex cone (whose inner normals are $\nu_{S_{i-1}}$ and ν_{S_i}), while $\theta_{i+1} := \angle(S_i, S_{i+1}) \in (\pi, 2\pi)$ since the cone formed by S_i and S_{i+1} (whose inner normals are ν_{S_i} and $\nu_{S_{i+1}}$) is concave.

and γ is differentiable at x , then

2.2. Curves. A curve Γ in \mathbb{R}^2 is the image of a Lipschitz continuous function $\gamma : I \rightarrow \mathbb{R}^2$, where I is one of $[0, 1]$, $[0, 1)$ or $(0, 1]$, depending on whether Γ is bounded, bounded by one end, or having two unbounded ends. The function γ is called a *parametrization* of Γ . When $\gamma(0) = \gamma(1)$, we say Γ is *closed*. Our curves may have self-intersections. If γ is C^1 (resp. Lipschitz) and $|\gamma'| > 0$ in $[0, 1]$ (resp. a.e. in $[0, 1]$), it is called a *regular parametrization* of Γ . A curve Γ is $C^{k+\alpha}$ for some $k \geq 0$ and $\alpha \in [0, 1]$, $k + \alpha \geq 1$, if it admits a regular $C^{k+\alpha}$ -parametrization. The tangent line to Γ at a point $p \in \Gamma$ is denoted $T_p\Gamma$ (provided it exists). The (Euclidean) unit tangent vector to Γ at p is denoted $\tau_\Gamma(p)$ and the unit normal vector is $\nu_\Gamma(p) = \tau_\Gamma(p)^\perp$, where $^\perp$ is the counterclockwise 90° rotation. When there is no risk of confusion, we simply write τ and ν in place of τ_Γ and ν_Γ . If $p = \gamma(x)$

$$\tau(p) = \frac{\gamma'(x)}{|\gamma'(x)|} \quad \text{and} \quad \nu(p) = \frac{\gamma'(x)^\perp}{|\gamma'(x)|}.$$

Unless otherwise stated, we choose tangent vectors in the direction of the parametrization and closed curves are oriented in the clockwise order, so that, when Γ is bounded and embedded, the unit normal points outside the bounded region enclosed by Γ . The same convention is taken for the orientation of the boundary of the Wulff shape W^φ .

A closed curve Γ is *polygonal* if it is a finite union of segments. We frequently represent Γ as a union $\cup_{i=1}^N S_i$ of its segments, counted in the order. Sometimes we consider triplets S_{i-1}, S_i, S_{i+1} of consecutive segments with the conditions that $S_0 := S_N$ and $S_{N+1} := S_1$. Similar notation is used for all quantities involving indexation over $i = 1, \dots, N$. The angle $\angle(S_{i-1}, S_i)$ between the segments S_{i-1} and S_i is denoted by θ_i ; for convenience in computations, we choose $\theta_i \in (0, \pi)$ if S_{i-1} and S_i form a convex cone for which $\nu_{S_{i-1}}$ and ν_{S_i} are interior, otherwise we choose $\theta_i \in (\pi, 2\pi)$, see e.g. Fig. 1.

We say an unbounded curve Γ is *polygonal* provided that there exists $r_0 > 0$ such that for any $r > r_0$, $B_r(0) \cap \Gamma$ is a polygonal curve and $\Gamma \setminus B_r$ is a union of two half-lines. If $\Gamma = \cup_{i=1}^n S_i$, the angles $\theta_i := \angle(S_{i-1}, S_i)$ for $2 \leq i \leq n$ are defined as in the closed case with the convention $\theta_1 = \theta_{n+1} = 0$.

A curve Γ is *rectifiable* if $\mathcal{H}^1(\Gamma) < +\infty$. By definition, any polygonal curve is (locally) rectifiable. By [16, Lemmas 3.2, 3.5] any rectifiable curve Γ admits a unit tangent vector τ (and a corresponding unit normal ν) \mathcal{H}^1 -a.e. defined.

For shortness, let us call a polygonal curve Γ *convex* provided that all its angles either belong to $(0, \pi)$ or to $(\pi, 2\pi)$ simultaneously (indeed, in the latter, we can always reorient the curve to reduce to $(0, \pi)$).

2.3. Admissible polygonal curves. Let φ be a crystalline anisotropy. A polygonal curve Γ is called *φ -admissible* (admissible for short) if it admits a parametrization such that for every segments S' and S'' of Γ having a common vertex there are facets F' and F'' of W^φ having a common vertex such that $\nu_{S'} = \nu_{F'}$ and $\nu_{S''} = \nu_{F''}$.

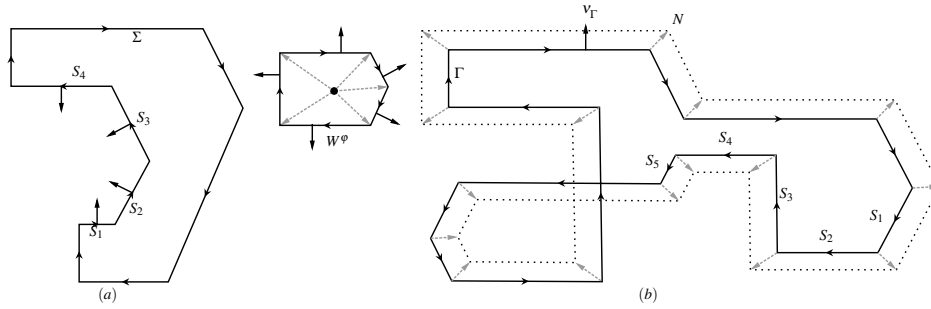


FIG. 2. Non admissible curve Σ (left) and admissible curve Γ with a CH field (right) with respect to the pentagonal anisotropy W^φ (in the center). Note that in (a) for the pairs (S_1, S_2) , (S_2, S_3) and (S_3, S_4) there are no pairs of consecutive facets of W^φ having the same normals (also because there is no facet of W^φ with the unit normal ν_{S_2} or ν_{S_3}). The curve Γ in (b) is locally convex near S_1 and S_2 , locally concave around S_4 and neither concave nor convex near S_3 and S_5 .

Note that every (closed or unbounded) admissible polygonal curve Γ is Lipschitz φ -regular. Indeed, in this case, the CH field is uniquely defined at the vertices of Γ as the corresponding vertices of W^φ and then, for instance, interpolated linearly along the segments, see Fig. 2.

2.4. Tangential divergence. The *tangential divergence* of a vector field $g \in C^1(\mathbb{R}^2; \mathbb{R}^2)$ over a Lipschitz curve Γ is defined as

$$\operatorname{div}_\tau g(p) = \langle \nabla g(p) \tau(p), \tau(p) \rangle \quad \text{for } \mathcal{H}^1\text{-a.e. } p \in \Gamma.$$

The tangential divergence can also be introduced using parametrizations. More precisely, let $\gamma: [0, 1] \rightarrow \mathbb{R}^2$ be a regular Lipschitz parametrization of Γ and $g: \Gamma \rightarrow \mathbb{R}^2$ a Lipschitz vector field along Γ , i.e., $g \circ \gamma \in \operatorname{Lip}([0, 1]; \mathbb{R}^2)$. Then

$$\operatorname{div}_\tau g(p) = \frac{\langle [g \circ \gamma]'(x), \gamma'(x) \rangle}{|\gamma'(x)|^2}, \quad p = \gamma(x)$$

at points of differentiability. One checks that the tangential divergence is independent of the parametrization.

2.5. Cahn-Hoffman vector fields. Let Γ be a rectifiable curve, with \mathcal{H}^1 -almost everywhere defined unit normal ν . A vector field $N: \Gamma \rightarrow \partial W$ is called a *Cahn-Hoffman field* (CH field) if

$$\langle N, \nu \rangle = \varphi^o(\nu) \quad \mathcal{H}^1\text{-a.e. on } \Gamma,$$

namely $N(x) \in \partial \varphi^o(\nu(x))$ for \mathcal{H}^1 -a.e. $x \in \Gamma$, where ∂ stands for the subdifferential. Notice that reversing the orientation of the curve translates into a change of sign of ν and of the corresponding CH field, which is always “co-directed” as ν . We indicate the collection of all Cahn-Hoffman vector fields along Γ by $CH(\Gamma)$.

Definition 2.1 (Lipschitz φ -regular curve). We say the curve Γ is *Lipschitz φ -regular* (φ -regular, for short) if it admits a *Lipschitz* CH field.

2.6. Index of a φ -regular curve. Classically, the index (an integer number) of a closed smooth planar curve is the sum of the positive (counterclockwise) and negative (clockwise) full turns on \mathbb{S}^1 made by the normal vector field to the curve. The same definition can be given in our crystalline context, provided that the normal vector field is replaced by a Cahn-Hoffman vector field, and \mathbb{S}^1 by the Wulff shape:

Definition 2.2 (Index). Let Γ be a φ -regular curve and $N^0 \in CH(\Gamma)$. We define the index of Γ as the signed number of complete turns of N^0 over ∂W^φ .

One checks that the index is independent of N^0 and is well-defined also for unbounded curves. Moreover, if Γ has the reversed orientation, then the index changes sign.

2.7. Crystalline curvature. Given a crystalline anisotropy φ and a φ -regular curve Γ , one can readily check that the minimum problem

$$\inf_{N \in CH(\Gamma)} \int_{\Gamma} \varphi^\circ(v_\Gamma) (\operatorname{div}_\tau N)^2 d\mathcal{H}^1$$

admits a solution. Clearly, even though minimizers are not unique, their tangential divergence is always the same. For a minimizer $N^0 \in CH(\Gamma)$, at every point $p \in \Gamma$ where N^0 is differentiable, the number

$$\kappa_\Gamma^\varphi(p) := \operatorname{div}_\tau N^0(p)$$

is called the φ -curvature of Γ at p . When Γ is an admissible polygonal curve, the minimizer N^0 is uniquely defined: on a vertex it coincides with the corresponding vertex of W^φ and then it is linearly interpolated along segments and constantly extended along half-lines. In particular, κ_Γ^φ is a constant $\kappa_{S_i}^\varphi$ on each segment/half-line S_i of Γ . One checks that

$$\kappa_\Gamma^\varphi = \frac{c_i \mathcal{H}^1(F_i)}{\mathcal{H}^1(S_i)} \quad \text{on } S_i, \quad (2.2)$$

where F_i is the facet of W^φ with $v_{F_i} = v_{S_i}$ and the sometimes called *transition number* c_i is equal to $+1$ if Γ is locally “convex” around S_i (see Fig. 4 (c)), to -1 if Γ is locally “concave” around S_i (see Fig. 4 (a)) and to 0 if Γ is neither concave, nor convex near S_i (see Fig. 4 (b)) or if S_i is a half-line.

2.8. Parallel polygonal curves and signed height. In this section we introduce the notion of parallel polygonal curves, distance vectors and signed heights. With respect to the usual case, some care is necessary since we are considering curves with possible self-intersections.

Definition 2.3 (Parallel curves). Let $\Gamma := \cup_{i=1}^N S_i$ be a polygonal curve consisting of a consecutive union of $N \geq 1$ segments/half-lines S_1, \dots, S_N . A polygonal curve $\bar{\Gamma}$ is called *parallel* to Γ provided that:

- $\bar{\Gamma} := \cup_{i=1}^N \bar{S}_i$ is a consecutive union of N (nondegenerate, i.e. of positive length) segments/half-lines $\bar{S}_1, \dots, \bar{S}_N$,
- each S_i is parallel to \bar{S}_i with the same orientation (so that $v_{S_i} = v_{\bar{S}_i}$),
- if S_i is a half-line, then so is \bar{S}_i with bounded $S_i \Delta \bar{S}_i$.

Clearly, the corresponding angles of parallel curves are equal, i.e., $\angle(S_i, S_{i+1}) = \angle(\bar{S}_i, \bar{S}_{i+1})$. The orientation of segments of curves in the parallelness is important, see Fig. 3.

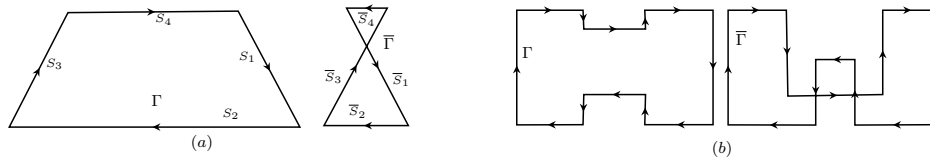


FIG. 3. Nonparallel and parallel curves. Note that in (a) the segments S_4 and \bar{S}_4 have different orientations.

Note that if φ is crystalline and Γ is an admissible polygonal curve, then every polygonal curve $\bar{\Gamma}$ parallel to Γ is also admissible. Moreover,

$$\text{if } \kappa_\Gamma^\varphi = \frac{c_i \mathcal{H}^1(F_i)}{\mathcal{H}^1(S_i)} \quad \text{on } S_i, \quad \text{then } \kappa_{\bar{\Gamma}}^\varphi = \frac{c_i \mathcal{H}^1(F_i)}{\mathcal{H}^1(\bar{S}_i)} \quad \text{on } \bar{S}_i.$$

So, the transition numbers of segments do not change in parallel networks.

Definition 2.4 (Distance vectors). Let S and T be two parallel segments and let ℓ_S and ℓ_T be the straight lines passing through S and T . A vector $H(S, T) \in \mathbb{R}^2$, orthogonal to both ℓ_S and ℓ_T and satisfying $\ell_T = \ell_S + H(S, T)$, is called a *distance vector* from S to T . When S is oriented by ν_S , in what follows we frequently refer to the number

$$h := \langle H(S, T), \nu_S \rangle$$

as the (Euclidean) *signed height* from S to T . Note that $H(S, T) = h\nu_S$.

Let us obtain the length of the segments of parallel curve by means of the length of the corresponding segments and signed heights. Let $\Gamma := \cup_{i=1}^N S_i$ be a closed polygonal curve and let $\bar{\Gamma} := \cup_{i=1}^N \bar{S}_i$ be a closed

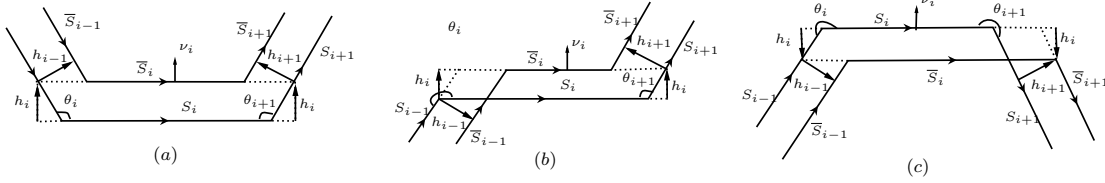


FIG. 4.

polygonal curve, parallel to Γ . For any $i \in \{1, \dots, N\}$, set $h_i := \langle H(S_i, \bar{S}_i), \nu_{S_i} \rangle$ and let $\theta_i := \angle(S_{i-1}, S_i) \in (0, 2\pi) \setminus \{\pi\}$ be the angle between S_i and S_{i+1} , see Fig. 4. Then elementary geometric arguments show that

$$\mathcal{H}^1(\bar{S}_i) = \mathcal{H}^1(S_i) - \left(\frac{h_{i-1}}{\sin \theta_i} + h_i [\cot \theta_i + \cot \theta_{i+1}] + \frac{h_{i+1}}{\sin \theta_{i+1}} \right), \quad (2.3)$$

see also [19, Sec. 3].

2.9. Construction of a parallel curve from the given heights. Given parallel polygonal curves $\Gamma = \cup_{i=1}^n S_i$ and $\bar{\Gamma} := \cup_{i=1}^n \bar{S}_i$, the n -tuple $\{h_1, \dots, h_n\}$ of the signed heights $h_i := \langle H(S_i, \bar{S}_i), \nu_{S_i} \rangle$ is uniquely defined. Let us check whether the converse assertion is also true.

Lemma 2.5. Let $\Gamma = \cup_{i=1}^n S_i$ be a polygonal curve and let $\{\theta_i\}_{i=1}^n$ be the corresponding angles of Γ (as mentioned earlier, with the assumptions $\theta_1 = \theta_{n+1} = 0$ if Γ is unbounded). Let an n -tuple $\{h_1, \dots, h_n\}$ of real numbers be such that $h_i = 0$ if S_i is a half-line and

$$\max_{1 \leq i \leq n} |h_i| < \min_{1 \leq i \leq n} \frac{\mathcal{H}^1(S_i)}{\frac{1}{|\sin \theta_i|} + |\cot \theta_i + \cot \theta_{i+1}| + \frac{1}{|\sin \theta_{i+1}|}}. \quad (2.4)$$

Then there exists a unique polygonal curve $\bar{\Gamma} = \cup_{i=1}^n \bar{S}_i$ parallel to Γ with $\langle H(S_i, \bar{S}_i), \nu_{S_i} \rangle = h_i$.

Notice that (2.4) is not sufficient for ensuring the embeddedness of $\bar{\Gamma}$ even if Γ is embedded.

Proof. First assume Γ is closed. For any $i \in \{1, \dots, n\}$ let ℓ_i be the unique straight line parallel to S_i such that $\langle H(S_i, \ell_i), \nu_{S_i} \rangle = h_i$. As $S_i \cap S_{i+1} \neq \emptyset$, the lines ℓ_i and ℓ_{i+1} intersect at a unique point G_i . Consider the closed curve $\bar{\Gamma} := \overline{G_1 G_2 \dots G_n G_1}$, obtained by connecting these intersection points with segments $\bar{S}_i := [G_{i-1} G_i]$ consecutively. Clearly, $\bar{\Gamma}$ is uniquely defined and, by construction, $\langle H(S_i, \bar{S}_i), \nu_{S_i} \rangle = h_i$ for any $i \in \{1, \dots, n\}$.

We claim that $\bar{\Gamma}$ is parallel to Γ . Indeed, for any $t \in [0, 1]$ let $\bar{\Gamma}(t)$ be the polygonal curve associated to the n -tuple $\{th_1, \dots, th_n\}$, constructed as above. Since n is finite and $t \mapsto \Gamma(t)$ is Kuratowski continuous, $\bar{\Gamma}(t)$ is parallel to Γ for small $t > 0$. Let $\bar{t} \in (0, 1]$ be the first time for which $\bar{\Gamma}(\bar{t})$ is not parallel to Γ . Since each segment is continuously translating along its normal direction, the only way to fail the parallelness is that some segment

of $\bar{\Gamma}(\bar{t})$ becomes degenerate (i.e., has 0-length). However, by (2.3) and (2.4), for any $t \in (0, \bar{t})$ and $i \in \{1, \dots, n\}$ we have

$$\begin{aligned} \mathcal{H}^1(S_i(t)) &= \mathcal{H}^1(S_i) - \left[\frac{th_{i-1}}{\sin \theta_i} + th_i[\cot \theta_i + \cot \theta_{i+1}] + \frac{th_{i+1}}{\sin \theta_{i+1}} \right] \\ &\geq \mathcal{H}^1(S_i) - \left[\frac{1}{|\sin \theta_i|} + |\cot \theta_i + \cot \theta_{i+1}| + \frac{1}{\sin \theta_{i+1}} \right] \max_i |h_i| > 0. \end{aligned}$$

Thus, by the Kuratowski continuity of $S_i(t)$, letting $t \nearrow \bar{t}$ we conclude $\mathcal{H}^1(S_i(\bar{t})) > 0$ for all $i \in \{1, \dots, n\}$, a contradiction. This contradiction shows that such $\bar{t} \in (0, 1]$ does not exist and $\bar{\Gamma} = \bar{\Gamma}(1)$ is parallel to Γ .

In case Γ is unbounded, i.e., S_1 and S_n are half-lines, as above we define the polygonal curve $\bar{G}_1 \bar{G}_2 \dots \bar{G}_n$ and then append two half-lines \bar{S}_1 and \bar{S}_n respectively at \bar{G}_1 and \bar{G}_n with the property that both $\bar{S}_1 \Delta S_1$ and $\bar{S}_n \Delta S_n$ are bounded. \square

3. ANISOTROPIC ELASTIC FUNCTIONAL

Let φ be an anisotropy. Given a φ -regular curve Γ , $\alpha > 0$ and open set $D \subseteq \mathbb{R}^2$, we define the *anisotropic elastic functional*

$$\mathcal{F}_\alpha(\Gamma, D) := \int_{D \cap \Gamma} \left(1 + \alpha (\kappa_\Gamma^\varphi)^2 \right) \varphi^o(\nu_\Gamma) d\mathcal{H}^1,$$

where for simplicity we suppress the dependence of \mathcal{F}_α on φ . We write $\mathcal{F}_\alpha := \mathcal{F}_\alpha(\cdot, \mathbb{R}^2)$. Note that in general, $\mathcal{F}_\alpha(\Gamma, D)$ may be infinite.

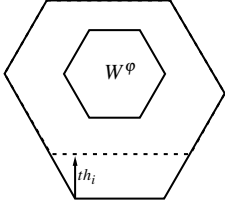


FIG. 5.

We are interested in the case of a crystalline φ and an admissible Γ , in which case $\mathcal{F}_\alpha(\Gamma, D) < +\infty$ for any bounded open set $D \subset \mathbb{R}^2$. Let us compute the first variation of \mathcal{F}_α in the simplest case where only one segment S_i is translated while keeping others untranslated, but shortened or elongated when necessary (see Fig. 5). Given a signed height h_i and a real number $t \in \mathbb{R}$ with $|t| < 1$, let $\Gamma(t)$ be the polygonal curve, parallel to Γ such that $\langle H(S_j, S_j(t)), \nu_{S_j} \rangle$ is 0 for $j \neq i$ and is th_i for $j = i$. Then for any large disc D compactly containing S_i and $\cup_t S_i(t)$,

$$\begin{aligned} \mathcal{F}_\alpha(\Gamma(t), D) - \mathcal{F}_\alpha(\Gamma, D) &= \sum_{j=i-1, i, i+1} \varphi^o(\nu_{S_j}) \left[\mathcal{H}^1(D \cap S_j(t)) - \mathcal{H}^1(D \cap S_j) \right] \\ &\quad + \alpha \sum_{j=i-1, i, i+1} \varphi^o(\nu_{S_j}) c_j^2 \mathcal{H}^1(F_j)^2 \left[\frac{1}{\mathcal{H}^1(D \cap S_j(t))} - \frac{1}{\mathcal{H}^1(D \cap S_j)} \right], \end{aligned}$$

where c_i are transition numbers, F_i is the unique facet of W^φ with $\nu_{S_i} = \nu_{F_i}$ and $\theta_i := \angle(S_i, S_{i+1})$ are the angles of Γ . As $h_j = 0$ for $j \neq i$, by the choice of D and (2.3), using $h_{i-1} = h_{i+1} = 0$,

$$\begin{aligned} \mathcal{H}^1(D \cap S_{i-1}(t)) &= \mathcal{H}^1(D \cap S_{i-1}) - \frac{th_i}{\sin \theta_i}, \\ \mathcal{H}^1(S_i(t)) &= \mathcal{H}^1(S_i) - th_i(\cot \theta_i + \cot \theta_{i+1}), \\ \mathcal{H}^1(D \cap S_{i+1}(t)) &= \mathcal{H}^1(D \cap S_{i+1}) - \frac{th_i}{\sin \theta_{i+1}}. \end{aligned}$$

Thus,

$$\begin{aligned} \frac{d}{dt} \mathcal{F}_\alpha(\Gamma(t), D) \Big|_{t=0} &= -h_i \left(\frac{\varphi^o(\nu_{S_{i-1}})}{\sin \theta_i} + \varphi^o(\nu_{S_i})[\cot \theta_i + \cot \theta_{i+1}] + \frac{\varphi^o(\nu_{S_{i+1}})}{\sin \theta_{i+1}} \right) \\ &\quad + \alpha h_i \left(\frac{c_{i-1}^2 \mathcal{H}^1(F_{i-1})^2 \varphi^o(\nu_{S_{i-1}})}{\mathcal{H}^1(D \cap S_{i-1})^2 \sin \theta_i} + \frac{c_i^2 \mathcal{H}^1(F_i)^2 \varphi^o(\nu_{S_i})[\cot \theta_i + \cot \theta_{i+1}]}{\mathcal{H}^1(S_i)^2} + \frac{c_{i+1}^2 \mathcal{H}^1(F_{i+1})^2 \varphi^o(\nu_{S_{i+1}})}{\mathcal{H}^1(D \cap S_{i+1})^2 \sin \theta_{i+1}} \right), \end{aligned}$$

or equivalently

$$\begin{aligned} \frac{d}{dt} \mathcal{F}_\alpha(\Gamma(t), D) \Big|_{t=0} &= - \int_{S_i} \frac{h_i}{\mathcal{H}^1(S_i)} \left(\frac{\varphi^o(v_{S_{i-1}})}{\sin \theta_i} + \varphi^o(v_{S_i}) [\cot \theta_i + \cot \theta_{i+1}] + \frac{\varphi^o(v_{S_{i+1}})}{\sin \theta_{i+1}} \right) d\mathcal{H}^1 \\ &+ \alpha \int_{S_i} \frac{h_i}{\mathcal{H}^1(S_i)} \left(\frac{c_{i-1}^2 \mathcal{H}^1(F_{i-1})^2 \varphi^o(v_{S_{i-1}})}{\mathcal{H}^1(D \cap S_{i-1})^2 \sin \theta_i} + \frac{c_i^2 \mathcal{H}^1(F_i)^2 \varphi^o(v_{S_i}) [\cot \theta_i + \cot \theta_{i+1}]}{\mathcal{H}^1(S_i)^2} + \frac{c_{i+1}^2 \mathcal{H}^1(F_{i+1})^2 \varphi^o(v_{S_{i+1}})}{\mathcal{H}^1(D \cap S_{i+1})^2 \sin \theta_{i+1}} \right) d\mathcal{H}^1. \end{aligned}$$

Recall that Γ is admissible and hence, there are unique facets F_{i-1}, F_i and F_{i+1} of W^φ such that $v_{F_j} = v_{S_j}$ for $j = i-1, i, i+1$. Then direct geometric computations show that if S_{i-1}, S_i, S_{i+1} are as in Fig. 6, then

$$\frac{\varphi^o(v_{F_{i-1}})}{\sin \theta_i} + \varphi^o(v_{F_i}) [\cot \theta_i + \cot \theta_{i+1}] + \frac{\varphi^o(v_{F_{i+1}})}{\sin \theta_{i+1}} = -c_i \mathcal{H}^1(F_i) = \begin{cases} -\mathcal{H}^1(F_i) & \text{in case (a)} \\ 0 & \text{in case (b)} \\ \mathcal{H}^1(F_i) & \text{in case (c).} \end{cases} \quad (3.1)$$

Indeed, even though this identity is well-known in the crystalline literature [32], for completeness we provide

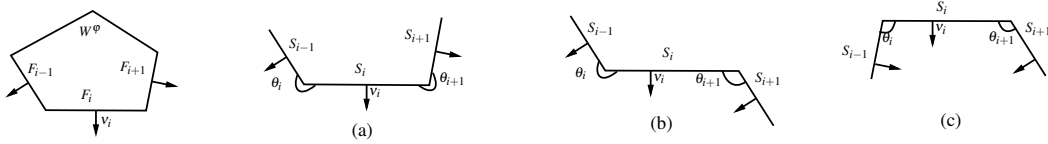


FIG. 6. The three cases in (3.1).

a short explanation. Suppose that we are as in Fig. 6 (b). Then necessarily $v_{F_{i-1}} = v_{F_{i+1}}$, and thus S_{i-1} and S_{i+1} are parallel and $\theta_i + \theta_{i+1} = 2\pi$. Thus, the sum on the left-hand side of (3.1) is 0. Next, suppose that we are as in Fig. 6 (a).

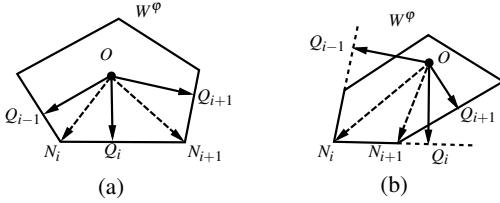


FIG. 7. Two possible Wulff shapes.

Let O denote the center of W^φ , Q_{i-1}, Q_i, Q_{i+1} be the bases of the heights from Q to facets F_{i-1}, F_i, F_{i+1} , respectively, and let N_i and N_{i+1} denote the endpoints of F_i , see Fig. 7. Note that Q_j need not lie on F_j . Let $\beta_{i-1} := \angle Q_{i-1} O N_i$ and $\beta_i := \angle N_i O Q_i$. Clearly, $|OQ_j| = |ON_i| \cos \beta_j$ and $\langle \vec{OQ}_j, \vec{ON}_i \rangle = |OQ_j| \cdot |ON_i| \cos \beta_j$ for $j = i-1, i$, where \vec{PQ} and $|PQ|$ are the vector PQ (directed from P) and length of the segment PQ . On the other hand,

$$v_j = \frac{\vec{OQ}_j}{|OQ_j|}, \quad \langle \frac{\vec{ON}_i}{\varphi(\vec{ON}_i)}, v_j \rangle = \varphi^o(v_j), \quad j = i-1, i,$$

and thus, recalling $\varphi(\vec{ON}_i) = 1$, we get

$$|ON_i| \cos \beta_j = \frac{|ON_i| \cos \beta_j}{\varphi(\vec{ON}_i)} = \varphi^o(v_j), \quad j = 1, 2.$$

Now, observing $\angle Q_{i-1} N_i Q_i = 2\pi - \theta_i$, so that $\beta_{i-1} + \beta_i = \theta_i - \pi$, we have

$$|ON_i| \cos \beta_{i-1} = |ON_i| \cos(\theta_i - \pi - \beta_i) = -|ON_i| \cos \theta_i \cos \beta_i - |ON_i| \sin \theta_i \sin \beta_i.$$

Therefore,

$$|N_i Q_i| = |ON_i| \sin \beta_i = -\frac{\varphi^o(v_{i-1})}{\sin \theta_i} - \varphi^o(v_i) \cot \theta_i.$$

Analogously,

$$|Q_i N_{i+1}| = \begin{cases} -\frac{\varphi^o(v_{i+1})}{\sin \theta_{i+1}} - \varphi^o(v_i) \cot \theta_{i+1} & \text{in case Fig. 7 (a),} \\ \frac{\varphi^o(v_{i+1})}{\sin \theta_{i+1}} + \varphi^o(v_i) \cot \theta_{i+1} & \text{in case Fig. 7 (b).} \end{cases}$$

Now using $\mathcal{H}^1(F_i) = |N_i N_{i+1}|$, we deduce (3.1).

The case of Fig. 6 (c) is analogous.

Lemma 3.1 (First variation formula). *Let φ be a crystalline anisotropy and Γ be an admissible polygonal curve. Then for any segment S_i of Γ and a real number $h_i \in \mathbb{R}$ one has*

$$\begin{aligned} \frac{d}{dt} \mathcal{F}_\alpha(\Gamma(t), D) \Big|_{t=0} &= \int_{S_i} \frac{c_i h_i \mathcal{H}^1(F_i)}{\mathcal{H}^1(S_i)} d\mathcal{H}^1 \\ &+ \frac{\alpha h_i}{\mathcal{H}^1(S_i)} \int_{S_i} \left(\frac{c_{i-1}^2 \mathcal{H}^1(F_{i-1})^2 \varphi^o(v_{S_{i-1}})}{\mathcal{H}^1(D \cap S_{i-1})^2 \sin \theta_i} + \frac{c_i^2 \mathcal{H}^1(F_i)^2 \varphi^o(v_{S_i}) [\cot \theta_i + \cot \theta_{i+1}]}{\mathcal{H}^1(S_i)^2} + \frac{c_{i+1}^2 \mathcal{H}^1(F_{i+1})^2 \varphi^o(v_{S_{i+1}})}{\mathcal{H}^1(D \cap S_{i+1})^2 \sin \theta_{i+1}} \right) d\mathcal{H}^1, \end{aligned}$$

where $\Gamma(t) = \cup_{j=1}^n S_j(t)$ is the polygonal curve parallel to Γ , satisfying $\langle H(S_i, S_i(t)), v_{S_i} \rangle = th_i$ for small $|t|$ and $H_j(S_j, S_j(t)) = 0$ for $j \neq i$.

Notice that using (3.1), we can represent the first variation also as

$$\begin{aligned} \frac{d}{dt} \mathcal{F}_\alpha(\Gamma(t), D) \Big|_{t=0} &= -h_i \left(\int_{S_i} \frac{\varphi^o(v_{S_{i-1}})}{\mathcal{H}^1(S_i)} \left(1 - \frac{\alpha c_{i-1}^2 \mathcal{H}^1(F_{i-1})^2}{\mathcal{H}^1(D \cap S_{i-1})^2} \right) dx \right. \\ &\quad \left. + \int_{S_i} \frac{\varphi^o(v_{S_i}) [\cot \theta_i + \cot \theta_{i+1}]}{\mathcal{H}^1(S_i)} \left(1 - \frac{\alpha c_i^2 \mathcal{H}^1(F_i)^2}{\mathcal{H}^1(S_i)^2} \right) dx + \int_{S_i} \frac{\varphi^o(v_{S_{i+1}})}{\mathcal{H}^1(S_i)} \left(1 - \frac{\alpha c_{i+1}^2 \mathcal{H}^1(F_{i+1})^2}{\mathcal{H}^1(D \cap S_{i+1})^2} \right) dx \right). \end{aligned}$$

3.1. Gradient flow associated to the crystalline elastic functional. Let φ be a crystalline anisotropy. We study the gradient flow associated to \mathcal{F}_α . Given an admissible φ -regular polygonal curve Γ^0 and $T > 0$, consider a family $\{\Gamma(t)\}_{t \in [0, T]}$ of admissible polygonal curves with $\Gamma(0) = \Gamma^0$ defined as in the standard crystalline curvature flow: during the evolution segments of $\Gamma(t)$ translate along the normal direction with velocity equal to the negative of the first variation of \mathcal{F}_α . In particular, $\Gamma(t)$ is expected to be parallel to Γ^0 for any $t \in [0, T]$. Since the segments $S_i(t)$ translate along the normal, we can uniquely define corresponding signed heights $h_i(t) := \langle H(S_i^0, S_i(t)), v_{S_i^0} \rangle$. The derivative of these heights plays the role of the velocity of the translation, in other words, the normal velocity of $\Gamma(t)$.

Definition 3.2 (Crystalline elastic flow). Given an admissible polygonal curve $\Gamma^0 := \cup_{i=1}^n S_i^0$ and $T \in (0, +\infty]$, we say a family $\{\Gamma(t)\}_{t \in [0, T]}$ is a *crystalline elastic flow* starting from Γ^0 (shortly *admissible crystalline elastic flow*) if:

- $\Gamma(t) := \cup_{i=1}^n S_i(t)$ is a polygonal curve, parallel to Γ^0 ,
- for each segment S_i , the associated signed heights $h_i(t) := \langle H(S_i^0, S_i(t)), v_{S_i^0} \rangle$ belong to $C^0([0, T]) \cap C^1(0, T)$ with $h_i(0) = 0$ and satisfy the system of ODEs

$$\frac{h'_i}{\varphi^o(v_{S_i})} = -\frac{c_i \mathcal{H}^1(F_i)}{\mathcal{H}^1(S_i)} - \frac{\alpha}{\mathcal{H}^1(S_i)} \left(\frac{c_{i-1}^2 \delta_{i-1}}{\mathcal{H}^1(S_{i-1})^2 \sin \theta_i} + \frac{c_i^2 \delta_i [\cot \theta_i + \cot \theta_{i+1}]}{\mathcal{H}^1(S_i)^2} + \frac{c_{i+1}^2 \delta_{i+1}}{\mathcal{H}^1(S_{i+1})^2 \sin \theta_{i+1}} \right) \quad (3.2)$$

in $(0, T)$, where F_j is the unique facet of W^φ with $v_{F_j} = v_{S_j}$,

$$\delta_j := \mathcal{H}^1(F_j)^2 \varphi^o(v_{S_j}), \quad j = 1, \dots, n, \quad (3.3)$$

and we set $\delta_0 := \delta_n$ and $\delta_{n+1} := \delta_1$.

Notice that (3.2) makes sense also when Γ^0 is unbounded, since in this case S_1 and S_n are half-lines and by our convention, $c_1 = c_n = 0$, and (3.2) is taken for $i = 2, \dots, n-1$. Also, note that by parallelness, v_{S_j} and θ_j in (3.2) do not depend on t . Moreover, as h_i is continuous in $[0, T]$, by (2.3) all lengths $\mathcal{H}^1(S_i(t))$ are represented linearly in h and thus a posteriori, from (3.2) we conclude in fact h'_i is continuously differentiable in $(0, T)$, and hence, by bootstrap, $h_i \in C^0([0, T]) \cap C^\infty(0, T)$.

Lemma 3.3 (A priori estimates). *Given a polygonal curve $\Gamma^0 = \cup_{i=1}^n S_i^0$, let $\{\Gamma(t)\}_{t \in [0, T]}$ be a crystalline elastic flow starting from Γ^0 . Let*

$$\Delta_1 := \frac{1}{2} \min_{1 \leq i \leq n} \frac{\mathcal{H}^1(S_i^0)}{\frac{1}{|\sin \theta_i|} + |\cot \theta_i + \cot \theta_{i+1}| + \frac{1}{|\sin \theta_{i+1}|}}$$

and let $T' \leq T$ be the smallest positive time (if any) with $\mathcal{H}^1(S_i(T')) \leq \frac{1}{2}\mathcal{H}^1(S_i^0)$ for some $i \in \{1, \dots, n\}$. Then

$$\text{either } T' = T \quad \text{or} \quad T' \geq \frac{\Delta_1}{\Delta_2},$$

where

$$\Delta_2 := \max_{1 \leq i \leq n} \varphi^o(\mathbf{v}_{S_i}) \left\{ \frac{2\mathcal{H}^1(F_i)}{\mathcal{H}^1(S_i^0)} + \frac{2\alpha}{\mathcal{H}^1(S_i^0)} \left(\frac{4c_{i-1}^2 \delta_{i-1}}{\mathcal{H}^1(S_{i-1}^0)^2 |\sin \theta_i|} + \frac{4c_i^2 \delta_i |\cot \theta_i + \cot \theta_{i+1}|}{\mathcal{H}^1(S_i^0)^2} + \frac{4c_{i+1}^2 \delta_{i+1}}{\mathcal{H}^1(S_{i+1}^0)^2 |\sin \theta_{i+1}|} \right) \right\}.$$

Note that Δ_1 depends only on the length of the segments and angles of Γ^0 , while Δ_2 depends only on α , φ , the length of the segments and angles of Γ^0 .

Proof. Assume that $T' < T$. Since $\mathcal{H}^1(S_i(t)) \geq \frac{1}{2}\mathcal{H}^1(S_i^0)$ for $t \in [0, T']$ for all $i = 1, \dots, n$, by (3.2), $|h'_i| \leq \Delta_2$ in $(0, T')$. Hence $|h_i(t)| \leq \Delta_2 t$ for any $t \in (0, T')$. Moreover, by the definition of T' there exists i_o such that $\mathcal{H}^1(S_{i_o}(T')) = \frac{1}{2}\mathcal{H}^1(S_{i_o}^0)$. Then by (2.3) and the inequality $|h_i(T')| \leq \Delta_2 T'$ we have

$$\frac{1}{2}\mathcal{H}^1(S_{i_o}^0) = \mathcal{H}^1(S_{i_o}(T')) \geq \mathcal{H}^1(S_{i_o}^0) - \left(\frac{1}{|\sin \theta_{i_o}|} + |\cot \theta_{i_o} + \cot \theta_{i_o+1}| + \frac{1}{|\sin \theta_{i_o+1}|} \right) \Delta_2 T'.$$

This and the definition of Δ_1 imply $T' \geq \frac{\Delta_1}{\Delta_2}$. \square

3.2. Gradient flow structure. In this section we show that, as expected, our definition of crystalline elastic flow implies that the associated curves decrease their crystalline elastic energy along the flow. Since we may have unbounded half-lines, we need to localize the corresponding energy.

Theorem 3.4 (Gradient flow). *Let φ be a crystalline anisotropy, $\{\Gamma(t)\}_{t \in [0, T]}$ be a (bounded or unbounded) admissible crystalline elastic flow for some $T \in (0, +\infty]$. Then for any $t \in [0, T]$ and any disc compactly containing all segments $S_i(t)$ of $\Gamma(t)$ one has*

$$\frac{d}{dt} \mathcal{F}_\alpha(\Gamma(t), D) = - \sum_{i=1}^n \frac{|h'_i(t)|^2 \mathcal{H}^1(D \cap S_i(t))}{\varphi^o(\mathbf{v}_{S_i(t)})}, \quad (3.4)$$

where $h_i \equiv 0$ if S_i is a half-line. In particular, the map $t \in [0, T] \mapsto \mathcal{F}_\alpha(\Gamma(t), D)$ is nonincreasing. Finally, if $\Gamma(0)$ is bounded, one can take $D = \mathbb{R}^2$ in (3.4).

Proof. For shortness, let us drop the dependence on t . First assume that $\Gamma^0 := \Gamma(0)$ is closed and $D = \mathbb{R}^2$. By parallelness, $\mathbf{v}_{S_i} = \mathbf{v}_{S_i^0}$, and hence by (2.2),

$$\mathcal{F}_\alpha(\Gamma) = \sum_{i=1}^n \int_{S_i} \left(1 + \alpha \left(\kappa_{S_i}^\varphi \right)^2 \right) \varphi^o(\mathbf{v}_{S_i}) d\mathcal{H}^1 = \sum_{i=1}^n \varphi^o(\mathbf{v}_{S_i^0}) \left(\mathcal{H}^1(S_i) + \frac{\alpha c_i^2 \mathcal{H}^1(F_i)^2}{\mathcal{H}^1(S_i)^2} \right),$$

where $c_i \in \{-1, 0, 1\}$ is the transition number of S_i and F_i is the unique facet of W^φ with $\mathbf{v}_{S_i} = \mathbf{v}_{F_i}$. Moreover, by (2.3)

$$\mathcal{H}^1(S_i) = \mathcal{H}^1(S_i^0) - \left(\frac{h_{i-1}}{\sin \theta_i} + h_i [\cot \theta_i + \cot \theta_{i+1}] + \frac{h_{i+1}}{\sin \theta_{i+1}} \right), \quad (3.5)$$

where θ_i are the angles of Γ^0 . Thus,

$$\frac{d}{dt} \mathcal{F}_\alpha(\Gamma) = - \sum_{i=1}^n \varphi^o(\mathbf{v}_{S_i^0}) \left(\frac{h'_{i-1}}{\sin \theta_i} + h'_i [\cot \theta_i + \cot \theta_{i+1}] + \frac{h'_{i+1}}{\sin \theta_{i+1}} \right) \left(1 - \frac{\alpha c_i^2 \mathcal{H}^1(F_i)^2}{\mathcal{H}^1(S_i)^2} \right) \quad (3.6)$$

By our conventions on indexation, after relabelling the indices of the sums we can write

$$\sum_{i=1}^n \varphi^o(\mathbf{v}_{S_i^0}) \frac{h'_{i-1}}{\sin \theta_i} \left(1 - \frac{\alpha c_i^2 \mathcal{H}^1(F_i)^2}{\mathcal{H}^1(S_i)^2} \right) = \sum_{i=1}^n \varphi^o(\mathbf{v}_{S_{i+1}^0}) \frac{h'_i}{\sin \theta_{i+1}} \left(1 - \frac{\alpha c_{i+1}^2 \mathcal{H}^1(F_{i+1})^2}{\mathcal{H}^1(S_{i+1})^2} \right)$$

and

$$\sum_{i=1}^n \varphi^o(\mathbf{v}_{S_i^0}) \frac{h'_{i+1}}{\sin \theta_{i+1}} \left(1 - \frac{\alpha c_{i+1}^2 \mathcal{H}^1(F_{i+1})^2}{\mathcal{H}^1(S_{i+1})^2} \right) = \sum_{i=1}^n \varphi^o(\mathbf{v}_{S_{i-1}^0}) \frac{h'_i}{\sin \theta_i} \left(1 - \frac{\alpha c_{i-1}^2 \mathcal{H}^1(F_{i-1})^2}{\mathcal{H}^1(S_{i-1})^2} \right).$$

We can also represent (3.6) as

$$\begin{aligned} \frac{d}{dt} \mathcal{F}_\alpha(\Gamma) = & - \sum_{i=1}^n h'_i \left(\frac{\varphi^o(v_{F_{i-1}})}{\sin \theta_i} + \varphi^o(v_{F_i}) [\cot \theta_i + \cot \theta_{i+1}] + \frac{\varphi^o(v_{F_{i+1}})}{\sin \theta_{i+1}} \right. \\ & \left. + \alpha \left(\frac{c_{i-1}^2 \mathcal{H}^1(F_{i-1})^2 \varphi^o(v_{S_{i-1}})}{\mathcal{H}^1(S_{i-1})^2 \sin \theta_i} + \frac{c_i^2 \mathcal{H}^1(F_i)^2 \varphi^o(v_{S_i}) [\cot \theta_i + \cot \theta_{i+1}]}{\mathcal{H}^1(S_i)^2} + \frac{c_{i+1}^2 \mathcal{H}^1(F_{i+1})^2 \varphi^o(v_{S_{i+1}})}{\mathcal{H}^1(S_{i+1})^2 \sin \theta_{i+1}} \right) \right). \end{aligned}$$

Thus, recalling the identity (3.1) and the ODE (3.2), the last equality reads as

$$\frac{d}{dt} \mathcal{F}_\alpha(\Gamma) = - \sum_{i=1}^n \frac{|h'_i|^2 \mathcal{H}^1(S_i)}{\varphi^o(v_{S_i})}$$

and (3.4) follows.

Now assume that $\Gamma(0)$ is unbounded and D is a disc compactly containing all segments of $\Gamma(t)$. In this case S_1 and S_n are half-lines and hence

$$\mathcal{F}_\alpha(\Gamma, D) = \varphi^o(S_1^0) \mathcal{H}^1(D \cap S_1) + \sum_{i=2}^{n-1} \varphi^o(v_{S_i^0}) \left(\mathcal{H}^1(S_i) + \frac{\alpha c_i^2 \mathcal{H}^1(F_i)^2}{\mathcal{H}^1(S_i)^2} \right) + \varphi^o(S_n^0) \mathcal{H}^1(D \cap S_n).$$

In this case, for $i = 1$ and $i = n$ the equality (3.5) is represented as

$$\mathcal{H}^1(D \cap S_1) = \mathcal{H}^1(D \cap S_1^0) - \frac{h_2}{\sin \theta_2}, \quad \mathcal{H}^1(D \cap S_n) = \mathcal{H}^1(D \cap S_n^0) - \frac{h_{n-1}}{\sin \theta_n}.$$

Thus,

$$\begin{aligned} \frac{d}{dt} \mathcal{F}_\alpha(\Gamma, D) = & - \frac{h'_2 \varphi^o(v_{S_2^0})}{\sin \theta_2} \\ & - \sum_{i=2}^{n-1} \varphi^o(v_{S_i^0}) \left(\frac{h'_{i-1}}{\sin \theta_i} + h'_i [\cot \theta_i + \cot \theta_{i+1}] + \frac{h'_{i+1}}{\sin \theta_{i+1}} \right) \left(1 - \frac{\alpha c_i^2 \mathcal{H}^1(F_i)^2}{\mathcal{H}^1(S_i)^2} \right) - \frac{h'_{n-1} \varphi^o(v_{S_{n-1}^0})}{\sin \theta_n}. \end{aligned} \quad (3.7)$$

As $h_1, h_n \equiv 0$,

$$\sum_{i=2}^{n-1} \varphi^o(v_{S_i^0}) \frac{h'_{i-1}}{\sin \theta_i} \left(1 - \frac{\alpha c_i^2 \mathcal{H}^1(F_i)^2}{\mathcal{H}^1(S_i)^2} \right) = \sum_{i=2}^{n-2} \varphi^o(v_{S_{i+1}^0}) \frac{h'_i}{\sin \theta_{i+1}} \left(1 - \frac{\alpha c_{i+1}^2 \mathcal{H}^1(F_{i+1})^2}{\mathcal{H}^1(S_{i+1})^2} \right)$$

and

$$\sum_{i=2}^{n-1} \varphi^o(v_{S_i^0}) \frac{h'_{i+1}}{\sin \theta_{i+1}} \left(1 - \frac{\alpha c_i^2 \mathcal{H}^1(F_i)^2}{\mathcal{H}^1(S_i)^2} \right) = \sum_{i=3}^{n-1} \varphi^o(v_{S_{i-1}^0}) \frac{h'_i}{\sin \theta_i} \left(1 - \frac{\alpha c_{i-1}^2 \mathcal{H}^1(F_{i-1})^2}{\mathcal{H}^1(S_{i-1})^2} \right),$$

and hence, as above, (3.7) reads as

$$\frac{d}{dt} \mathcal{F}_\alpha(\Gamma, D) = - \sum_{i=2}^{n-1} \frac{|h'_i|^2 \mathcal{H}^1(S_i)}{\varphi^o(v_{S_i})}$$

and (3.4) follows. \square

Integrating (3.4) we deduce the following energy dissipation equality

$$\mathcal{F}_\alpha(\Gamma^0, D) = \mathcal{F}_\alpha(\Gamma(t), D) + \int_0^t \frac{|h'(s)|^2 \mathcal{H}^1(S_i(s))}{\varphi^o(v_{S_i(s)})} ds, \quad (3.8)$$

which implies some upper and lower bounds for the length of segments.

Corollary 3.5. *Let φ be a crystalline anisotropy, $\Gamma^0 := \cup_{i=1}^n S_i^0$ be an admissible polygonal curve and $\{\Gamma(t)\}_{t \in [0, T]}$ be a crystalline elastic flow starting from Γ^0 for some $T \in (0, +\infty]$. Then for any $T' \in (0, T)$ and $t \in [0, T']$*

$$\frac{1}{c_\varphi} \mathcal{F}_\alpha(\Gamma^0, D) \geq \sum_{i=1}^n \mathcal{H}^1(D \cap S_i(t)) \quad (3.9)$$

and

$$\mathcal{H}^1(D \cap S_i(t)) \geq \frac{\alpha c_\varphi c_i^2 \mathcal{H}^1(F_i)^2}{\mathcal{F}_\alpha(\Gamma^0, D)}, \quad i = 1, \dots, n, \quad (3.10)$$

where c_φ is given by (2.1) and D is any disc compactly containing all bounded segments of $\Gamma(t)$ for all $t \in [0, T']$, which can be taken \mathbb{R}^2 if Γ^0 is bounded.

The estimate (3.9) follows from the equality (3.8) using the anisotropic length of S_i , while (3.10) follows from the φ -curvature part of \mathcal{F}_α in (3.8).

4. EXISTENCE, UNIQUENESS AND BEHAVIOUR AT THE MAXIMAL TIME

In this section we prove the following result.

Theorem 4.1 (Crystalline elastic flow). *Let φ be a crystalline anisotropy and $\Gamma^0 := \cup_{i=1}^n S_i^0$ be an admissible polygonal curve. Then:*

- (a) *there exist a maximal time $T^\dagger \in (0, +\infty]$ and a unique crystalline elastic flow $\{\Gamma(t)\}_{t \in [0, T^\dagger)}$ starting from Γ^0 ;*
- (b) *$t \mapsto \Gamma(t)$ has the semigroup property, i.e., for any $t, s \geq 0$ with $t + s < T^\dagger$,*

$$\Gamma(t + s; \Gamma^0) = \Gamma(t, \Gamma(s; \Gamma^0)), \quad (4.1)$$

where $\Gamma(\cdot; \Sigma)$ is the crystalline elastic flow starting from Σ ;

- (c) *if Γ^0 is bounded and $T^\dagger < +\infty$, then $t \mapsto \Gamma(t)$ is Kuratowski continuous in $[0, T^\dagger]$, the set*

$$\bigcup_{t \in [0, T^\dagger]} \Gamma(t)$$

is bounded and there exists an index $i \in \{1, \dots, n\}$ with $c_i = 0$ such that

$$\lim_{t \nearrow T^\dagger} \mathcal{H}^1(S_i(t)) = 0. \quad (4.2)$$

Thus, at the maximal time, at least one segment with zero φ -curvature disappears. Moreover, the length of all segments with nonzero curvature is bounded away from 0 as $t \nearrow T^\dagger$.

We expect that assertion (c) is valid also in case Γ^0 is unbounded; however, we do not study it here and leave it as a future work (see also Section 9).

Proof. (a)-(b). We provide the full proof only in the case of closed curves; the assertions for unbounded curves can be done along the same lines. Let $\{\theta_i\}_{i=1}^n$ be the angles of Γ^0 and let Δ_1 be given by Lemma 3.3.

Step 1: short-time existence and uniqueness. For $T > 0$, let

$$\mathcal{K}_T := \{h := (h_1, \dots, h_n) : h_i \in C[0, T], h_i(0) = 0, \|h\|_\infty \leq \Delta_1\} \quad (4.3)$$

be the closed convex subset of the Banach space $(C[0, T])^n$ with the standard L^∞ -norm

$$\|h\|_\infty = \max_{1 \leq i \leq n} \|h_i\|_\infty.$$

For $h \in \mathcal{K}_T$ set

$$L_i[h](t) := \mathcal{H}^1(S_i^0) - \left(\frac{h_{i-1}(t)}{\sin \theta_i} + h_i(t) [\cot \theta_i + \cot \theta_{i+1}] + \frac{h_{i+1}(t)}{\sin \theta_{i+1}} \right), \quad t \in [0, T],$$

and consider the operator $\mathcal{A} = (A_1, \dots, A_n)$ defined in \mathcal{K}_T as

$$A_i[h](t) := \int_0^t \left[-\frac{c_i \mathcal{H}^1(F_i)}{L_i[h](s)} - \frac{\alpha}{L_i[h](s)} \left(\frac{c_{i-1}^2 \delta_{i-1}}{(L_{i-1}[h](s))^2 \sin \theta_i} + \frac{c_i^2 \delta_i [\cot \theta_i + \cot \theta_{i+1}]}{(L_i[h](s))^2} + \frac{c_{i+1}^2 \delta_{i+1}}{(L_{i+1}[h](s))^2 \sin \theta_{i+1}} \right) \right] \varphi^o(\mathbf{v}_{S_i^0}) ds.$$

By the definition of \mathcal{K}_T , we have

$$L_i[h] \geq \frac{1}{2} \mathcal{H}^1(S_i^0), \quad i = 1, \dots, n, \quad h \in \mathcal{K}_T,$$

and thus,

$$\|A_i[h]\|_\infty \leq \Delta_2 T,$$

where $\Delta_2 > 0$ is given by Lemma 3.3 and depends only on α , φ , the angles θ_i and reciprocals of the lengths of the segments of Γ^0 . Moreover, as $L_i[h]$ is linear in h , we have also

$$\|A_i[h'] - A_i[h'']\|_\infty \leq \Delta_3 \|h' - h''\|_\infty T,$$

where again $\Delta_3 > 0$ depends only on α , W^φ , the angles θ_i and reciprocals of the lengths of the segments of Γ^0 . Thus, if we choose

$$T := \min \left\{ \frac{\Delta_1}{\Delta_2}, \frac{1}{2\Delta_3} \right\},$$

then $\mathcal{A} : \mathcal{K}_T \rightarrow \mathcal{K}_T$ is a contraction. Therefore it has a unique fixed point h in \mathcal{K}_T . Using the equation $\mathcal{A}[h] = h$ and a bootstrap argument, we immediately deduce that $h \in C^\infty[0, T]$. Moreover, as h satisfies $\|h\|_\infty \leq \Delta$, by Lemma 2.5 for any $t \in [0, T]$ there exists a unique polygonal closed curve $\Gamma(t)$ parallel to Γ^0 , such that $h_i(t) = \langle H(S_i^0, S_i(t)), \nu_{S_i^0} \rangle$. By the definition of \mathcal{A} , the heights h_i solve (3.2). Hence, $\{\Gamma(t)\}_{t \in [0, T]}$ is a crystalline elastic flow starting from Γ^0 .

Step 2: uniqueness. Let us show that there is at most one crystalline elastic flow starting from an admissible polygonal curve Γ^0 . Indeed, by contradiction, suppose that for some $T > 0$ there are two flows $\{\Gamma(t)\}_{t \in [0, T]}$ and $\{\Sigma(t)\}_{t \in [0, T]}$ starting from Γ^0 . Let $T' \in [0, T]$ be the largest time for which $\Gamma(t) = \Sigma(t)$ for all $t \in [0, T']$ and let $\{h_i\}$ and $\{b_i\}$ be the associated heights. Clearly, $h_i = b_i$ in $[0, T']$ for all $i = 1, \dots, n$. Moreover, if $T' < T$, by smoothness, there exists $\varepsilon > 0$ such that both $h := (h_1(T' + \cdot), \dots, h_n(T' + \cdot))$ and $b := (b_1(T' + \cdot), \dots, b_n(T' + \cdot))$ belong to \mathcal{K}_ε , see (4.3) for definition. Thus, if we choose $\varepsilon > 0$ small enough, by step 1, the operator \mathcal{A} will have a unique fixed point so that $h = b$ in $[0, \varepsilon]$. This implies $h_i = b_i$ in $[0, T' + \varepsilon]$ for all $i = 1, \dots, n$, which contradicts the maximality of T' .

Step 3: maximal existence time. Let

$$T^\dagger := \sup \left\{ T > 0 : \text{there is a crystalline elastic flow } \{\Gamma(t)\}_{t \in [0, T]} \text{ starting from } \Gamma^0 \right\}.$$

By step 1, $T^\dagger \geq \max \left\{ \frac{\Delta_1}{\Delta_2}, \frac{1}{2\Delta_3} \right\}$. Moreover, if $\{\Gamma'(t)\}_{t \in [0, T']}$ and $\{\Gamma''(t)\}_{t \in [0, T']}$ are two flows starting from Γ^0 , then by step 2, $\Gamma'(t) = \Gamma''(t)$ for any $0 \leq t \leq \min\{T', T''\}$. Therefore, there exists a unique crystalline elastic flow $\{\Gamma(t)\}_{t \in [0, T^\dagger]}$ starting from Γ^0 .

Step 4: semigroup property. Since each $\Gamma(t)$ is parallel to Γ^0 , for any $t, s \geq 0$ with $t + s \in [0, T^\dagger]$ we have

$$H(S_i^0, S_i(t + s)) = H(S_i^0, S_i(t)) + H(S_i(t), S_i(t + s)), \quad i = 1, \dots, n.$$

This implies (4.1).

(c) Now we study the behaviour of the flow at the maximal time T^\dagger assuming that Γ^0 is bounded and $T^\dagger < +\infty$. First suppose that there exists $\varepsilon_0 > 0$ such that

$$\min_{i=1, \dots, n} \inf_{t \in [0, T^\dagger]} \mathcal{H}^1(S_i(t)) \geq \varepsilon_0, \quad (4.4)$$

and for sufficiently small $\varepsilon \in (0, \varepsilon_0)$, let the constants Δ_1^ε , Δ_2^ε and Δ_3^ε be given as in step 1 with $\Gamma(T^\dagger - \varepsilon)$ in place of Γ^0 . By definition, these numbers are in fact independent of ε , rather they depend only on ε_0 , θ_i and W^φ . Thus, $T_0 := \min \left\{ \frac{\Delta_1^\varepsilon}{\Delta_2^\varepsilon}, \frac{1}{2\Delta_3^\varepsilon} \right\}$ is independent of ε . In particular, we may choose $0 < \varepsilon < T_0/3$. Then applying step 1 we can construct the crystalline elastic flow $\{\Gamma(t)\}_{t \in (T^\dagger - \varepsilon, T^\dagger - \varepsilon + T_0)}$ starting from $\Gamma(T^\dagger - \varepsilon)$. Again by uniqueness, $\Gamma(\cdot)$ can be defined until $T^\dagger - \varepsilon + T_0 > T^\dagger$, which contradicts the maximality of T^\dagger . This contradiction yields that there exists $i \in \{1, \dots, n\}$ such that

$$\inf_{t \in [0, T^\dagger]} \mathcal{H}^1(S_i(t)) = 0. \quad (4.5)$$

Note that (4.5) implies $\liminf_{t \nearrow T^\dagger} \mathcal{H}^1(S_i(t)) = 0$. Now we prove $\limsup_{t \rightarrow T^\dagger} \mathcal{H}^1(S_i(t)) = 0$, thereby proving (4.2). We first observe that by (3.9) and (3.10),

$$+\infty > \frac{1}{c_\varphi} \mathcal{F}_\alpha(\Gamma^0) \geq \sum_{i=1}^n \mathcal{H}^1(S_i(t)) = \mathcal{H}^1(\Gamma(t)) \quad \text{and} \quad \mathcal{H}^1(S_i(t)) \geq \frac{\alpha c_\varphi c_i^2 \mathcal{H}^1(F_i)^2}{\mathcal{F}_\alpha(\Gamma^0)}, \quad i = 1, \dots, n, \quad (4.6)$$

for any $t \in [0, T^\dagger)$. Let us investigate the behaviour of the signed heights $\{h_i\}$ from Γ^0 , solving the system of ODEs (3.2). We need to rule out the behaviour of h_i near T^\dagger depending on whether $c_i \neq 0$ or $c_i = 0$.

Case 1: fix any $i \in \{1, \dots, n\}$ with $c_i \neq 0$. By the evolution equation (3.2),

$$|h'_i| \leq \frac{C|c_i|}{\mathcal{H}^1(S_i)} + \alpha \sum_{j \in \{i-1, i, i+1\}} \frac{C|c_j|}{\mathcal{H}^1(S_i)\mathcal{H}^1(S_j)^2} \quad \text{in } (0, T^\dagger)$$

for some constant $C := C_{\varphi, \theta} > 0$, where $\theta := \{\theta_i\}$ are the set of angles. Now using the lower bound in (4.6) we get

$$|h'_i| \leq \tilde{C} \quad \text{in } (0, T^\dagger) \quad (4.7)$$

for some $\tilde{C} := \tilde{C}_{\varphi, \theta, \alpha, \mathcal{F}_\alpha(\Gamma^0)} > 0$. Thus, $h_i \in C[0, T^\dagger] \cap W^{1, +\infty}(0, T^\dagger) \cap C^\infty(0, T^\dagger)$.

Note that the L^∞ -bound (4.7) of h'_i implies

$$|h_i(0)| - \tilde{C}T^\dagger \leq |h_i(T^\dagger)| \leq |h_i(0)| + \tilde{C}T^\dagger.$$

Thus, $X := \cup_{t \in [0, T^\dagger)} S_i(t)$ is bounded. Moreover, by the first estimate of (4.6), for $r := \frac{2}{c_\varphi} \mathcal{F}_\alpha(\Gamma^0)$ we have

$$\Gamma(t) \subset \bigcup_{x \in S_i(t)} B_{\mathcal{H}^1(\Gamma(t))}(x) \subseteq \bigcup_{x \in X} B_r(x), \quad t \in [0, T^\dagger).$$

Thus, the union $\cup_{t \in [0, T^\dagger)} \Gamma(t)$ is contained in the $\frac{2}{c_\varphi} \mathcal{F}_\alpha(\Gamma^0)$ -neighborhood of X , i.e., is bounded.

Case 2: consider any segment S_i with $c_i = 0$. By the admissibility of $\Gamma(\cdot)$, the segments S_{i-1} and S_{i+1} are parallel and $v_{S_{i-1}} = v_{S_{i+1}}$. In this case (3.2) takes form

$$h'_i = -\frac{\alpha \varphi^o(v_{S_i^0})}{\mathcal{H}^1(S_i)} \left(\frac{c_{i-1}^2 \delta_{i-1}}{\mathcal{H}^1(S_{i-1}) \sin \theta_i} + \frac{c_{i+1}^2 \delta_{i+1}}{\mathcal{H}^1(S_{i+1}) \sin \theta_{i+1}} \right) \quad \text{in } [0, T^\dagger). \quad (4.8)$$

We distinguish the following cases.

Case 2.1: $c_{i-1} = c_{i+1} = 0$. In this case, $h_i \equiv 0$ in $[0, T^\dagger]$.

Case 2.2: $c_{i-1} = 0 \neq c_{i+1}$ or $c_{i-1} \neq 0 = c_{i+1}$. In this case, recalling the lower bound in (4.6) and the evolution equation (4.8), we find

$$\frac{1}{\mathcal{H}^1(S_i)} \leq C'' |h'_i| \quad \text{in } (0, T^\dagger)$$

for some constant $C'' := C''_{\varphi, \theta, \alpha, \mathcal{F}_\alpha(\Gamma^0)} > 0$. Thus, by the Cauchy inequality,

$$|h'_i| \leq \frac{C''}{2} |h'_i|^2 \mathcal{H}^1(S_i) + \frac{1}{2C'' \mathcal{H}^1(S_i)} \leq \frac{C''}{2} |h'_i|^2 \mathcal{H}^1(S_i) + \frac{|h'_i|}{2} \quad \text{in } (0, T^\dagger).$$

Then for any $0 < s < t < T^\dagger$,

$$|h_i(s) - h_i(t)| \leq \int_s^t |h'_i| d\sigma \leq C'' \int_s^t |h'_i|^2 \mathcal{H}^1(S_i) d\sigma.$$

In view of (3.4), $|h'_i|^2 \mathcal{H}^1(S_i) \in L^1(0, T^\dagger)$ and therefore, h_i is bounded and absolutely continuous in $[0, T^\dagger]$.

Case 2.3: $c_{i-1}, c_{i+1} \neq 0$. As we observed in step 1, $h_{i-1}, h_{i+1} \in C[0, T^\dagger]$. Consider the difference

$$H(S_{i-1}, S_{i+1}) = h_{i+1} - h_{i-1} - H(S_{i-1}^0, S_{i+1}^0),$$

where $H(S, T)$ is the distance vector from S to T . Clearly, $H(S_{i-1}, S_{i+1}) \in C[0, T^\dagger]$.

- *Subcase 2.3.1:* if $|H(S_{i-1}(T^\dagger), S_{i+1}(T^\dagger))| > 0$, then by continuity and the regularity of the evolution, $|H(S_{i-1}, S_{i+1})| \geq \varepsilon > 0$ in $(0, T^\dagger)$. This means $\mathcal{H}^1(S_i(t)) \geq a_\varepsilon > 0$ in $(0, T^\dagger)$ for some $a_\varepsilon > 0$ and hence, as in step 1, from (4.8) it follows that $h_i \in C[0, T^\dagger]$.
- *Subcase 2.3.2:* if $|H(S_{i-1}(T^\dagger), S_{i+1}(T^\dagger))| = 0$, then $|H(S_{i-1}(t), S_{i+1}(t))| \rightarrow 0$ and $\mathcal{H}^1(t) \rightarrow 0$ as $t \nearrow T^\dagger$. Thus, every Kuratowski-limit of segments $S_{i-1}(t)$ and $S_{i+1}(t)$ is contained in a single straight line L . In particular, $S_i(t)$ K-converges to a closed connected subset of L ; here possible oscillations of h_i near T^\dagger may prevent the limit to be a singleton.

These observations imply (4.2). Indeed, if subcase 2.3.2 holds with some segment S_j with $c_i = 0$ and $c_{i-1}, c_{i+1} \neq 0$ at the maximal time T^\dagger , then $\mathcal{H}^1(S_i(t)) \rightarrow 0$ as $t \rightarrow T^\dagger$. On the other hand, if any segment S_i with $c_i = 0$ and $c_{i-1}, c_{i+1} \neq 0$ satisfy subcase 2.3.1, then all h_j are continuous up to T^\dagger . Moreover, by (2.3)

$$\mathcal{H}^1(S_j) = \mathcal{H}^1(S_j^0) - \left(\frac{h_{j-1}}{\sin \theta_j} + h_j [\cot \theta_j + \cot \theta_{j+1}] + \frac{h_{j+1}}{\sin \theta_{j+1}} \right) \in C[0, T^\dagger].$$

Now if $\min_j \mathcal{H}^1(S_j(T^\dagger)) > 0$, then by continuity and regularity of the evolution, we would get (4.4) for some $\varepsilon > 0$, which again would contradict the maximality of T^\dagger . This contradiction implies $\mathcal{H}^1(S_{\bar{j}}(t)) \rightarrow 0$ as $t \nearrow T^\dagger$ for some \bar{j} . Since by (4.6) $\mathcal{H}^1(S_i(T^\dagger)) > 0$ for any segment S_i with $c_i \neq 0$, necessarily $c_{\bar{j}} = 0$ and (4.2) follows.

Finally, we prove that $t \mapsto \Gamma(t)$ is Kuratowski-continuous in $[0, T^\dagger]$. Its continuity in $[0, T^\dagger)$ follows from the regularity of the evolution. Let us show that as $t \nearrow T^\dagger$ the curves $\Gamma(t)$ K-converge to a unique admissible curve Γ^* , which we denote by $\Gamma(T^\dagger)$. Indeed, let us write $S_i(t) = [G_i(t), G_{i+1}(t)]$ for any i and study the limit points of the vertices $G_i(t)$ as $t \nearrow T^\dagger$.

- (a) Let i be such that both $h_i, h_{i-1} \in C[0, T^\dagger]$. Then, as $t \nearrow T^\dagger$, the straight lines $L_i(t)$ and $L_{i-1}(t)$ containing $S_i(t)$ and $S_{i-1}(t)$, respectively, Kuratowski converge to the intersecting straight lines L_i^* and L_{i-1}^* . In this case, $G_i(t)$, which is the intersection of $L_i(t)$ and $L_{i-1}(t)$, converges to the unique intersection point G_i^* of L_i^* and L_{i-1}^* .
- (b) Let i be such that either $i-1$ or i is as in subcase 2.3.2, where we could not claim the continuity of corresponding signed height at T^\dagger . If, for instance, h_{i-1} is oscillating, i.e., $c_{i-2}, c_i \neq 0 = c_{i-1}$, and $|H(S_{i-2}, S_i)| \rightarrow 0$ and $\mathcal{H}^1(S_{i-1}) \rightarrow 0$ as $t \nearrow T^\dagger$, then $G_i(t)$ Kuratowski converges to a closed connected subset X_i , contained in all Kuratowski limits of S_{i-2} and S_i , which lie on the same straight line, denoted as $L_i^* = L_{i-2}^*$. The case of oscillating h_i is analogous. In either situation we do not define G_i^* .

Now let $\{i_1, \dots, i_m\}$ be all vertices i at which G_i^* is defined and consider the closed polygonal curve $\Gamma^* := \overline{G_{i_1}^* G_{i_2}^* \dots G_{i_m}^* G_{i_1}^*}$. In view of (a), $[G_i^* G_{i+1}^*]$ can be a degenerate segment, and if the vertex i of Γ^0 lies between the vertices i_j and i_{j+1} , then by (b), the Kuratowski limit X_i of $G_i(t)$ satisfies

$$X_i \subset [G_{i_j}^* G_{i_{j+1}}^*]. \quad (4.9)$$

Let us check that

$$\Gamma^* = K\text{-}\lim_{t \nearrow T^\dagger} \Gamma(t). \quad (4.10)$$

Indeed, let $t_k \nearrow T^\dagger$ and $x_k \in \Gamma(t_k)$ be such that $x_k \rightarrow x \in \mathbb{R}^2$. Possibly passing to a subsequence, we may assume that there exists i such that $x_k \in S_i(t_k) = [G_i(t_k), G_{i+1}(t_k)]$ for all k .

- If $i = i_j$ and $i+1 = i_{j+1}$ for some j , then $S_i(t_k) \xrightarrow{K} [G_{i_j}^* G_{i_{j+1}}^*]$ and hence, $x \in \Gamma^*$.
- If both G_i^* and G_{i+1}^* are not defined, then by (b), both X_i and X_{i+1} belong to the same straight line $L_i^* = L_{i+1}^*$. Thus, $S_i(t_k)$ Kuratowski converges to a subset of the closed convex hull of X_i and X_{i+1} , which is a segment of L_i^* . Then (4.9) implies $x \in \Gamma^*$.
- If G_i^* is not defined and $i+1 = i_j$ for some j , then $S_i(t_k)$ Kuratowski converges to a subset of the closed convex hull of X_i and $G_{i_j}^*$, which lies on the same straight line containing X_i and $G_{i_j}^*$. By (4.9), again $x \in \Gamma^*$.
- Finally, if G_{i+1}^* is not defined and $i = i_j$ for some j , the conclusion $x \in \Gamma^*$ is as above.

These observations yield that Γ^* contains the Kuratowski upper limit of $\Gamma(t)$ as $t \nearrow T^\dagger$. To show that Γ^* is the Kuratowski lower limit of $\Gamma(\cdot)$, we consider an arbitrary sequence $t_k \nearrow T^\dagger$ and fix any $x \in \Gamma^*$. We claim that there exists $x_k \in \Gamma(t_k)$ such that $x_k \rightarrow x$. Indeed, if $x = G_{i_j}^*$ for some j , then by (a), $G_{i_j}(t_k) \rightarrow x = G_{i_j}^*$. Thus, we may assume that x belongs to the relative interior of some segment $[\Gamma_{i_j}^* G_{i_{j+1}}^*]$ of Γ^* . We observe that the union $\cup_{i=i_j}^{i_{j+1}-1} S_i(t_k)$ Kuratowski converges to $[\Gamma_{i_j}^* G_{i_{j+1}}^*]$. Indeed, G_i^* is not defined for any $i_j < i < i_{j+1} - 1$ and any $S_i(t_k)$ is either parallel to $[\Gamma_{i_j}^* G_{i_{j+1}}^*]$ or its length converges to 0. Thus, recalling (4.9), we deduce the required convergence. This convergence implies that Γ^* is the Kuratowski lower limit and (4.10) follows.

Finally, we claim that Γ^* is admissible. Indeed, let v_j be the unit normal of $[G_{i_j}^* G_{i_{j+1}}^*]$. By definition and (4.9), for any index $i_j < i < i_{j+1} - 1$, the segment S_i is either parallel to $[G_{i_j}^* G_{i_{j+1}}^*]$ so that $v_{S_i}^0 = v_j$ or has $c_i = 0$ and its length converges to 0 (in particular, neighboring segments have unit normal v_j). Thus, recalling the

admissibility of $\Gamma(\cdot)$, we conclude that the normals ν_{j-1} and ν_j of two consecutive segments $[G_{i_{j-1}}^* G_{i_j}^*]$ and $[G_{i_j}^* G_{i_{j+1}}^*]$ must be adjacent outer normals to W^φ . This implies Γ^* is admissible. Clearly, Γ^* is not parallel to Γ^0 . \square

4.1. Restart of the flow. Suppose φ is a crystalline anisotropy, $\Gamma^0 := \cup_{i=1}^n S_i^0$ is a closed admissible polygonal curve and $\{\Gamma(t)\}_{t \in [0, T^\dagger]}$ is the maximal crystalline elastic flow starting from Γ^0 . By Theorem 4.1 (c), if T^\dagger is finite, then at the maximal time only some segments with zero φ -curvature disappear and the limiting curve $\Gamma(T^\dagger)$ (defined in the Kuratowski sense) is well-defined and admissible. Thus, relabelling the segments/half-lines of $\Gamma(T^\dagger)$, we can continue the flow, applying Theorems 4.1 to reach another maximal time T^\ddagger .

This observation yields the following

Theorem 4.2 (Restart of the flow). *Let φ be a crystalline anisotropy and Γ^0 be a closed admissible polygonal curve consisting of n segments. Then there exists a unique family $\{\Gamma(t)\}_{t \in [0, +\infty)}$ of admissible polygonal curves and $0 \leq m < n$ -times $0 = T_0^\dagger < T_1^\dagger < \dots < T_m^\dagger < T_{m+1}^\dagger = +\infty$ such that*

- (a) *the map $t \mapsto \Gamma(t)$ is Kuratowski continuous in $[0, +\infty)$;*
- (b) *for any $i \in \{0, \dots, m\}$ the family $\{\Gamma(t) : t \in [T_i^\dagger, T_{i+1}^\dagger)\}$ is the unique maximal elastic flow starting from $\Gamma(T_i^\dagger)$;*
- (c) *for any $i \in \{0, \dots, m-1\}$ as $t \nearrow T_{i+1}^\dagger$ some segments of $\Gamma(t)$ with zero φ -curvature disappear;*
- (d) *for any $i \in \{0, \dots, m-1\}$ as $t \nearrow T_{i+1}^\dagger$ the length of each segment of $\Gamma(t)$ with nonzero φ -curvature is bounded away from 0;*
- (e) *for any $t \geq 0$ the index (in the sense of Definition 2.2) of $\Gamma(t)$ is equal to the index of Γ^0 .*

Proof. Applying Theorem 4.1 inductively we find $0 = T_0^\dagger < T_1^\dagger < \dots < T_m^\dagger < T_{m+1}^\dagger = +\infty$ with $0 \leq m < n$ and for any $i \in \{0, \dots, m\}$ we find the unique maximal elastic flow $\{\Gamma(t) : t \in [T_i^\dagger, T_{i+1}^\dagger)\}$ starting from $\Gamma(T_i^\dagger)$. Moreover, by (4.2), for any $i \in \{0, \dots, m-1\}$ as $t \nearrow T_{i+1}^\dagger$ only some segment (s) of $\Gamma(t)$ with zero φ -curvature disappear and (c)-(d) hold. Finally, the Kuratowski continuity of $\Gamma(\cdot)$ in $[T_i^\dagger, T_{i+1}^\dagger]$ follows from Theorem 4.1 (c). To prove (e), it suffices to note that after vanishing some zero φ -curvature segments in a loop, the loop persists. \square

Theorem 4.2 implies that the crystalline elastic evolution starting from an admissible ϕ -regular polygonal curve is uniquely defined for all times.

5. EXAMPLES

In this section we consider some examples. The first example is very similar to what happens when φ is Euclidean.

Example 5.1 (Evolution of Wulff shapes). Let us check that crystalline Wulff shapes evolve self-similarly. Let φ be a crystalline anisotropy and let $\{W_{R(t)}^\varphi\}_{t \in [0, T)}$ be a family of Wulff shapes centered at origin O of radius $R(t) > 0$ for all t . We assume that orientation of the boundaries of all $W_{R(t)}^\varphi$ are chosen such that the corresponding normals are outward. For any segment $S_i(t)$ of $W_{R(t)}^\varphi$, let $h_i(t) := \langle H(S_i(0)), S_i(t), \nu_{S_i(0)} \rangle$; one can readily check that

$$h_i(t) = (R(t) - R(0))\varphi^\circ(\nu_{S_i(0)}). \quad (5.1)$$

Being $W_{R(t)}^\varphi$ convex, all transition coefficients are equal to 1. Moreover, by homothety, $\mathcal{H}^1(S_i(t)) = R(t)\mathcal{H}^1(F_i)$ and recalling (3.1), the right-hand side of (3.2) takes the form

$$-\frac{1}{R(t)} + \frac{\alpha}{R(t)^3}.$$

Thus, if we assume the boundaries of the Wulff shapes $\{W_{R(t)}^\varphi\}_{t \in [0, T)}$ is an elastic flow, by (5.1), we should have

$$R' = -\frac{1}{R} + \frac{\alpha}{R^3} \quad \text{in } (0, T).$$

Hence, if R is the unique solution of the ODE

$$\begin{cases} R' = -\frac{1}{R} + \frac{\alpha}{R^3} & \text{in } (0, T^\dagger), \\ R(0) = R_0, \end{cases}$$

which is an equivalent formulation of (3.2) for the evolution of Wulff shapes, by Theorem 4.1, $\partial W_{R(\cdot)}^\varphi$ is the unique evolution starting from $\partial W_{R_0}^\varphi$. We can also provide some qualitative properties of the flow. First of all, $T^\dagger = +\infty$. Moreover:

- (a) if $R_0^2 = \alpha$, the evolution is stationary, i.e. $R(\cdot) \equiv R_0$ in $[0, +\infty)$;
- (b) if $R_0^2 > \alpha$, one can readily check that $R' < 0$ and hence the evolution is self-shrinking and R strictly decreases until $\sqrt{\alpha}$ as $t \rightarrow +\infty$;
- (c) if $R_0^2 < \alpha$, $R' > 0$ and hence one can show that the evolution is self-expanding and R strictly increases until $\sqrt{\alpha}$ as $t \rightarrow +\infty$.

The observations in (b) and (c) show that as $t \rightarrow +\infty$ the Wulff shapes $W_{R(t)}^\varphi$ converge to a stationary Wulff shape. It is worth to mention that such a long-time behaviour is not specific to Wulff shapes and holds true for the globally defined evolution starting from an arbitrary admissible closed polygonal curve (see Section 7 below).

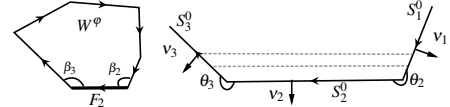


FIG. 8. The Wulff shape and the admissible polygonal curve in Example 5.2.

Example 5.2 (Translating-type solutions). Let φ be a crystalline anisotropy and let F_2 be a facet of W^φ at which the sum of the interior angles $\beta_2 \in (0, \pi)$ and $\beta_3 \in (0, \pi)$ of W^φ is not less than π (see Fig. 8). Consider an admissible unbounded curve $\Gamma^0 = S_1^0 \cup S_2^0 \cup S_3^0$, as in Fig. 8, where S_1^0 and S_3^0 are half-lines. For shortness, let v_i stands for the outer normal S_i^0 . As the only “evolving” segment is S_2^0 and Γ^0 is convex near S_2^0 , we have $c_2 = 1$. Thus, the crystalline elastic evolution equation (3.2) becomes $h_1 = h_3 \equiv 0$ and

$$\frac{h_2'}{\varphi^o(S_2^0)} = -\frac{\mathcal{H}^1(F_2)}{\mathcal{H}^1(S_2)} - \frac{\alpha \mathcal{H}^1(F_2)^2 \varphi^o(v_2) [\cot \theta_2 + \cot \theta_3]}{\mathcal{H}^1(S_2)^3}. \quad (5.2)$$

By admissibility, $\theta_2 = 2\pi - \beta_2$ and $\theta_3 = 2\pi - \beta_3$. Thus,

$$\cot \theta_2 + \cot \theta_3 = -\cot(\beta_2) - \cot \beta_3 = \frac{\sin(2\pi - \beta_2 - \beta_3)}{\sin \beta_2 \sin \beta_3}.$$

Since $\beta_2 + \beta_3 \in [\pi, 2\pi)$, we have $\cot \theta_2 + \cot \theta_3 > 0$, and hence, from (5.2) we deduce $h_2' < 0$. Since $h_2(0) = 0$, this implies h_2 is decreasing and negative, which in turn yields that the segment S_2^0 during the evolution translates to infinity in the direction of $-v_2$. In other words, the unique crystalline elastic flow $\Gamma(t)$ exists for all times $t > 0$, and it “translates” to infinity.

This translation is more clear if $\beta_2 + \beta_3 = \pi$. In this case, the facets F_1 and F_3 of W^φ becomes parallel and hence so are S_1^0 and S_3^0 . Such curves are the analogue of the so-called translating solutions (see Definition 8.2 below) or sometimes grim reapers.

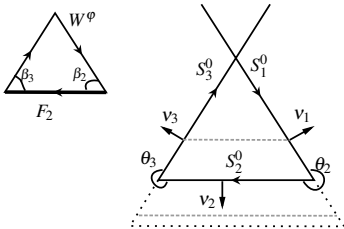


FIG. 9. A triangular Wulff shape and an admissible polygonal curve in Example 5.3.

Note that the curves in Example “translates” to infinity so that as time converges to infinity they disappear. The following example shows that if $\beta_2 + \beta_3 < \pi$ in Example 5.2 so that the half-lines intersect, the evolution is globally defined and converges to some stationary curve, i.e., we obtain a similar situation as in the case of evolving Wulff shapes.

Example 5.3. Let φ be a crystalline anisotropy and F_2 be a facet of W^φ at which the sum of the interior angles $\beta_2, \beta_3 \in (0, \pi)$ of W^φ is less than π (see Fig. 9). Consider an admissible unbounded curve $\Gamma^0 = S_1^0 \cup S_2^0 \cup S_3^0$, as in Fig. 9, where S_1^0 and S_3^0 are half-lines, which intersect at a single point. As in Example 5.2, $c_1 = c_3 = 0$ and $c_2 = 1$, and thus, $h_1 = h_3 \equiv 0$ and h_2 is a solution of (5.2). By admissibility, $\theta_2 = 2\pi - \beta_2$ and $\theta_3 = 2\pi - \beta_3$, and so $\cot \theta_2 + \cot \theta_3 < 0$. Now:

- if $\mathcal{H}^1(S_i^0) = \sqrt{-\alpha\mathcal{H}^1(F_2)\varphi^o(v_2)[\cot\theta_2 + \cot\theta_3]}$, then Γ^0 is stationary, i.e., the constant family $\Gamma(\cdot) \equiv \Gamma^0$ is the unique solution of (3.2).
- if $\mathcal{H}^1(S_i^0) \neq \sqrt{-\alpha\mathcal{H}^1(F_2)\varphi^o(v_2)[\cot\theta_2 + \cot\theta_3]}$, then $T^\dagger = +\infty$ and

$$\lim_{t \rightarrow +\infty} \mathcal{H}^1(S_i(t)) = \sqrt{-\alpha\mathcal{H}^1(F_2)\varphi^o(v_2)[\cot\theta_2 + \cot\theta_3]},$$

that is, the flow $\{\Gamma(t)\}$ converges to a stationary solution as $t \rightarrow +\infty$.

6. STATIONARY SOLUTIONS

Inspired from Examples 5.1 and 5.3, in this section we introduce the notion of a stationary curve.

Definition 6.1 (Stationary curves). Let φ be a crystalline anisotropy. An admissible polygonal curve $\Gamma = \cup_i S_i$ is called *stationary* provided that

$$c_i \mathcal{H}^1(F_i) + \alpha \left(\frac{c_{i-1}^2 \delta_{i-1}}{\mathcal{H}^1(S_{i-1})^2 \sin \theta_i} + \frac{c_i^2 \delta_i [\cot \theta_i + \cot \theta_{i+1}]}{\mathcal{H}^1(S_i)^2} + \frac{c_{i+1}^2 \delta_{i+1}}{\mathcal{H}^1(S_{i+1})^2 \sin \theta_{i+1}} \right) = 0 \quad (6.1)$$

for all segments S_i , where $\delta_j > 0$ are defined in (3.3).

Clearly, if Γ^0 is stationary, $\Gamma(t) := \Gamma^0$ is the crystalline elastic flow starting from Γ^0 . Therefore, we sometimes call Γ^0 a stationary solution.

Example 6.2. If W^φ is the square $[-1, 1]^2$, then $\mathcal{H}^1(F_i) = 2$, $\varphi^o(v) = 1$ for the normal v of any admissible polygonal curve, which can only lie in $\{\pm e_1, \pm e_2\}$, with angles $\theta_i \in \{\pi/2, 3\pi/2\}$. Thus, the stationarity equation (6.1) simplifies to

$$c_i + \frac{2\alpha c_{i-1}^2}{\mathcal{H}^1(S_{i-1})^2 \sin \theta_{i-1}} + \frac{2\alpha c_{i+1}^2}{\mathcal{H}^1(S_{i+1})^2 \sin \theta_{i+1}} = 0 \quad (6.2)$$

for any segment S_i .

An important property of stationary solutions is related to their elastic energy.

Proposition 6.3. Let φ be a crystalline anisotropy and $\Gamma := \cup_{i=1}^n S_i$ be an admissible stationary polygonal curve.

- Assume that Γ is closed. Then for any admissible polygonal curve $\bar{\Gamma} := \cup_{i=1}^n \bar{S}_i$, parallel to Γ ,

$$\mathcal{F}_\alpha(\bar{\Gamma}) - \mathcal{F}_\alpha(\Gamma) = \alpha \sum_{i=1}^n \frac{c_i^2 \delta_i}{\mathcal{H}^1(S_i)^2 \mathcal{H}^1(\bar{S}_i)} \left(\mathcal{H}^1(\bar{S}_i) - \mathcal{H}^1(S_i) \right)^2. \quad (6.3)$$

- Assume that Γ is unbounded and S_1 and S_n are half-lines. Then for any admissible polygonal curve $\bar{\Gamma} := \cup_{i=1}^n \bar{S}_i$, parallel to Γ and for any bounded open set $D \subset \mathbb{R}^2$ compactly containing all segments of Γ and $\bar{\Gamma}$,

$$\mathcal{F}_\alpha(\bar{\Gamma}, D) - \mathcal{F}_\alpha(\Gamma, D) = \alpha \sum_{i=2}^{n-1} \frac{c_i^2 \delta_i}{\mathcal{H}^1(S_i)^2 \mathcal{H}^1(\bar{S}_i)} \left(\mathcal{H}^1(\bar{S}_i) - \mathcal{H}^1(S_i) \right)^2. \quad (6.4)$$

Thus, any admissible stationary polygonal curve Γ is a local minimizer of \mathcal{F}_α among all polygonal curves parallel to Γ . Moreover, if Γ is closed, then it is a minimizer of \mathcal{F}_α among all curves parallel to Γ .

Proof. Let $\Gamma := \cup_{i=1}^n S_i$ be an admissible stationary polygonal curve and $\bar{\Gamma} := \cup_{i=1}^n \bar{S}_i$ be a curve parallel to Γ with corresponding signed heights $h_i := \langle H(S_i, \bar{S}_i), v_{S_i} \rangle$.

First assume that Γ (and hence $\bar{\Gamma}$) is closed and consider the difference

$$\begin{aligned} \mathcal{F}_\alpha(\bar{\Gamma}) - \mathcal{F}_\alpha(\Gamma) &= \sum_{i=1}^n \varphi^o(v_{S_i}) \left(\mathcal{H}^1(\bar{S}_i) - \mathcal{H}^1(S_i) + \alpha c_i^2 \mathcal{H}^1(F_i)^2 \left(\frac{1}{\mathcal{H}^1(\bar{S}_i)} - \frac{1}{\mathcal{H}^1(S_i)} \right) \right) \\ &= \sum_{i=1}^n \varphi^o(v_{S_i}) \left(\mathcal{H}^1(\bar{S}_i) - \mathcal{H}^1(S_i) \right) \left(1 - \frac{\alpha c_i^2 \mathcal{H}^1(F_i)^2}{\mathcal{H}^1(S_i) \mathcal{H}^1(\bar{S}_i)} \right). \end{aligned}$$

By (2.3) we can represent the difference as

$$\begin{aligned} \mathcal{F}_\alpha(\bar{\Gamma}) - \mathcal{F}_\alpha(\Gamma) &= - \sum_{i=1}^n \varphi^o(v_{S_i}) \left(\frac{h_{i-1}}{\sin \theta_i} + h_i [\cot \theta_i + \cot \theta_{i+1}] + \frac{h_{i+1}}{\sin \theta_{i+1}} \right) \left(1 - \frac{\alpha c_i^2 \mathcal{H}^1(F_i)^2}{\mathcal{H}^1(S_i)^2} \right) \\ &\quad - \sum_{i=1}^n \varphi^o(v_{S_i}) \left(\frac{h_{i-1}}{\sin \theta_i} + h_i [\cot \theta_i + \cot \theta_{i+1}] + \frac{h_{i+1}}{\sin \theta_{i+1}} \right) \times \\ &\quad \times \left(\frac{\alpha c_i^2 \mathcal{H}^1(F_i)^2}{\mathcal{H}^1(S_i)^2} - \frac{\alpha c_i^2 \mathcal{H}^1(F_i)^2}{\mathcal{H}^1(S_i) \left[\mathcal{H}^1(S_i) - \left(\frac{h_{i-1}}{\sin \theta_i} + h_i [\cot \theta_i + \cot \theta_{i+1}] + \frac{h_{i+1}}{\sin \theta_{i+1}} \right) \right]} \right). \end{aligned} \quad (6.5)$$

As in the proof of Theorem 3.4, representing all sums with respect to single h_i , we get

$$\begin{aligned} &\sum_{i=1}^n \varphi^o(v_{S_i}) \left(\frac{h_{i-1}}{\sin \theta_i} + h_i [\cot \theta_i + \cot \theta_{i+1}] + \frac{h_{i+1}}{\sin \theta_{i+1}} \right) \left(1 - \frac{\alpha c_i^2 \mathcal{H}^1(F_i)^2}{\mathcal{H}^1(S_i)^2} \right) \\ &= \sum_{i=1}^n h_i \left(\frac{\varphi^o(v_{S_{i-1}})}{\sin \theta_i} + \varphi^o(v_{S_i}) [\cot \theta_i + \cot \theta_{i+1}] + \frac{\varphi^o(v_{S_{i+1}})}{\sin \theta_{i+1}} \right. \\ &\quad \left. - \frac{\alpha c_{i-1}^2 \mathcal{H}^1(F_{i-1})^2 \varphi^o(v_{S_{i-1}})}{\mathcal{H}^1(S_{i-1})^2 \sin \theta_i} - \frac{\alpha c_i^2 \mathcal{H}^1(F_i)^2 \varphi^o(v_{S_i}) [\cot \theta_i + \cot \theta_{i+1}]}{\mathcal{H}^1(S_i)^2} - \frac{\alpha c_{i+1}^2 \mathcal{H}^1(F_{i+1})^2 \varphi^o(v_{S_{i+1}})}{\mathcal{H}^1(S_{i+1})^2 \sin \theta_{i+1}} \right) \\ &= \sum_{i=1}^n h_i \left(-c_i \mathcal{H}^1(F_i) - \frac{\alpha c_{i-1}^2 \mathcal{H}^1(F_{i-1})^2 \varphi^o(v_{S_{i-1}})}{\mathcal{H}^1(S_{i-1})^2 \sin \theta_i} - \frac{\alpha c_i^2 \mathcal{H}^1(F_i)^2 \varphi^o(v_{S_i}) [\cot \theta_i + \cot \theta_{i+1}]}{\mathcal{H}^1(S_i)^2} - \frac{\alpha c_{i+1}^2 \mathcal{H}^1(F_{i+1})^2 \varphi^o(v_{S_{i+1}})}{\mathcal{H}^1(S_{i+1})^2 \sin \theta_{i+1}} \right), \end{aligned}$$

where in the last equality we used (3.1). By the stationarity condition each summand in the last sum is 0. Thus, (6.5) reads as

$$\mathcal{F}_\alpha(\bar{\Gamma}) - \mathcal{F}_\alpha(\Gamma) = \alpha \sum_{i=1}^n \frac{c_i^2 \mathcal{H}^1(F_i)^2 \varphi^o(v_{S_i})}{\mathcal{H}^1(S_i)^2 \mathcal{H}^1(\bar{S}_i)} \left(\frac{h_{i-1}}{\sin \theta_i} + h_i [\cot \theta_i + \cot \theta_{i+1}] + \frac{h_{i+1}}{\sin \theta_{i+1}} \right)^2.$$

Now, recalling (2.3), we conclude (6.3).

Analogously, if Γ is unbounded, then S_1, \bar{S}_1 and S_n, \bar{S}_n are half-lines with compact symmetric differences (in particular, $c_1 = c_n = 0$). Hence for any bounded open set $D \subset \mathbb{R}^2$ compactly containing all S_i and \bar{S}_i with $2 \leq i \leq n-1$ we have

$$\mathcal{F}_\alpha(\bar{\Gamma}, D) - \mathcal{F}_\alpha(\Gamma, D) = \alpha \sum_{i=2}^{n-1} \frac{c_i^2 \mathcal{H}^1(F_i)^2 \varphi^o(v_{S_i})}{\mathcal{H}^1(S_i)^2 \mathcal{H}^1(\bar{S}_i)} \left(\frac{h_{i-1}}{\sin \theta_i} + h_i [\cot \theta_i + \cot \theta_{i+1}] + \frac{h_{i+1}}{\sin \theta_{i+1}} \right)^2.$$

Now, using again (2.3), we conclude (6.4). \square

Remark 6.4. The identities (6.3) and (6.4) show that if Γ and $\bar{\Gamma}$ are parallel and both stationary, then $\mathcal{H}^1(S_i) = \mathcal{H}^1(\bar{S}_i)$ whenever $c_i \neq 0$, in other words, in two parallel stationary curves, the length of all segments with nonzero φ -curvature must coincide.

Example 6.5. Let $W^\varphi = [-1, 1]^2$ and consider the family of admissible polygonal curves depicted in Fig. 10. One can readily check that the families $\{\Gamma_a\}_{a \in (0, \sqrt{2\alpha}]}$ and $\{\Gamma_b\}_{b \in (0, +\infty)}$ consist of parallel stationary curves. We

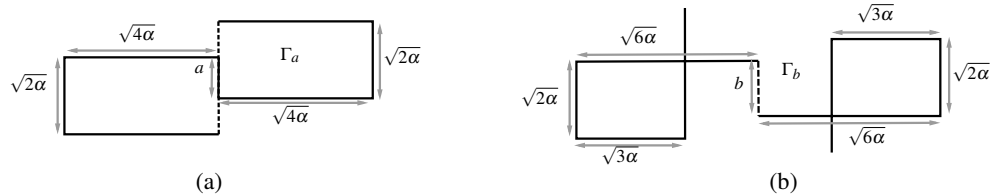


FIG. 10. Family of stationary curves. In (a), two rectangles can slide up and down with the restriction $a \in (0, \sqrt{2\alpha}]$. Clearly, all of such curves are stationary and parallel to each other. Also in (b), the rectangles can move up and down so that the segment of length b elongates or shortens. Unlike (a), here $b \in (0, +\infty)$, and all of such curves are stationary and parallel to each other.

refer to Theorem 8.1 for a full classification of stationary curves in the square anisotropy.

Now we prove a Liouville-Lojasiewicz (or Lojasiewicz-Simon) type inequality.

Proposition 6.6 (Lojasiewicz-Simon-type inequality, I). *Let φ be a crystalline anisotropy, $\Gamma^0 := \cup_{i=1}^n S_i^0$ be a closed admissible stationary polygonal curve and $\Delta_1 := \Delta_1(\Gamma^0) > 0$ be the constant of Lemma 3.3 defined for $\Gamma := \Gamma^0$. Then there exist constants $C, \beta > 0$ such that, given an admissible polygonal curve $\Gamma := \cup_{i=1}^n S_i$, parallel to Γ^0 with*

$$\max_{1 \leq i \leq n} |H(S_i^0, S_i)| < \Delta_1, \quad (6.6)$$

one has

$$\begin{aligned} |\mathcal{F}_\alpha(\Gamma) - \mathcal{F}_\alpha(\Gamma^0)|^\beta &\leq C \left(\alpha \max_{i=1, \dots, n} c_i^2 \delta_i \mathcal{H}^1(S_i) \right)^\beta \times \\ &\times \sum_{i=1}^n \left| c_i \mathcal{H}^1(F_i) + \alpha \left(\frac{c_{i-1}^2 \delta_{i-1}}{\mathcal{H}^1(S_{i-1})^2 \sin \theta_i} + \frac{c_i^2 \delta_i [\cot \theta_i + \cot \theta_{i+1}]}{\mathcal{H}^1(S_i)^2} + \frac{c_{i+1}^2 \delta_{i+1}}{\mathcal{H}^1(S_{i+1})^2 \sin \theta_{i+1}} \right) \right|, \end{aligned} \quad (6.7)$$

where $\{\theta_i\}$ are the angles of Γ and $\delta_j > 0$ are defined in (3.3).

This inequality will be used in the proof of Theorem 7.1 to study the long time behaviour of the crystalline elastic flow.

Proof. To prove the proposition we apply the classical results on semi- and subanalytic sets and functions. We refer to [7, 23, 26] for precise definitions and related result.

Consider the real-analytic family $g := (g_1, \dots, g_n)$ with

$$g_i(h_1, \dots, h_n) := \frac{1}{\mathcal{H}^1(S_i^0) - \left(\frac{h_{i-1}}{\sin \theta_i} + h_i [\cot \theta_i + \cot \theta_{i+1}] + \frac{h_{i+1}}{\sin \theta_{i+1}} \right)}, \quad (h_1, \dots, h_n) \in (-1.5\Delta_1, 1.5\Delta_1)^n,$$

where $h_0 := h_n$ and $h_{n+1} := h_1$. By Lemma 2.5, for any $(h_1, \dots, h_n) \in (-\Delta_1, \Delta_1)^n$ there exists a unique polygonal curve Γ parallel to Γ^0 such that $h_i = \langle H(S_i^0, S_i), \nu_{S_i^0} \rangle$. Moreover, by (2.3), the definition of Δ_1 and the definition of g_i ,

$$\frac{\mathcal{H}^1(S_i^0)}{4} < \mathcal{H}^1(S_i) < \frac{7\mathcal{H}^1(S_i^0)}{4} \quad \text{and} \quad \mathcal{H}^1(S_i) = \frac{1}{g_i(h_1, \dots, h_n)}, \quad i = 1, \dots, n.$$

Thus, the image

$$O := g((-\Delta_1, \Delta_1)^n) \subset \mathbb{R}^n$$

of g is a bounded set contained in the compact hypercube $\prod_{i=1}^n [\frac{4}{7\mathcal{H}^1(S_i^0)}, \frac{4}{\mathcal{H}^1(S_i^0)}]$. Being $(-\Delta_1, \Delta_1)^n$ open and g real-analytic, the graph of g is semianalytic in $\mathbb{R}^n \times \mathbb{R}^n$, and hence, being a projection onto \mathbb{R}^n , the set O is subanalytic. In particular, the boundary, interior and closure of O are also subanalytic.

Now consider the continuous function $f : \overline{O} \rightarrow \mathbb{R}$ of n variables

$$f(x) := \sum_{i=1}^n \left| c_i \mathcal{H}^1(F_i) + \alpha \left(\frac{c_{i-1}^2 \delta_{i-1}}{\sin \theta_i} x_{i-1}^2 + c_i^2 \delta_i [\cot \theta_i + \cot \theta_{i+1}] x_i^2 + \frac{c_{i+1}^2 \delta_{i+1}}{\sin \theta_{i+1}} x_{i+1}^2 \right) \right|, \quad x = (x_1, \dots, x_n),$$

where as usual $x_0 := x_n$ and $x_{n+1} := x_1$. Being a sum of absolute values of real-analytic functions, f is subanalytic. Thus, we can apply the Lojasiewicz inequality (see e.g. [26, Section IV.9]) to find positive constants β' and $C' > 0$ (depending on O) such that

$$|f(x)| \geq C' \text{dist}(x, \{f = 0\})^{\beta'}, \quad x \in O, \quad (6.8)$$

where $\{f = 0\} := \{z \in \overline{O} : f(z) = 0\}$ is the 0-level set of f .

Consider any $z = (z_1, \dots, z_n) \in \{f = 0\}$ and let $z^k \in O$ be such that $z^k \rightarrow z$ as $k \rightarrow +\infty$. By the definition of O , for each $k \geq 1$ there exists $h^k := (h_1^k, \dots, h_n^k) \in (-\Delta_1, \Delta_1)^n$ such that $g(h^k) = z^k$. Up to a not relabeled subsequence, we may suppose $h^k \rightarrow h^\infty \in [-\Delta_1, \Delta_1]^n$. Clearly, $z = g(h^\infty)$, and as we observed earlier, we can find a unique polygonal curve $\Gamma^\infty := \cup_{i=1}^n S_i^\infty$, parallel to Γ^0 , satisfying $h_i^\infty = \langle H(S_i^0, S_i^\infty), \nu_{S_i^0} \rangle$ and $\mathcal{H}^1(S_i^\infty) = \frac{1}{g_i(h^\infty)} = \frac{1}{z_i}$

for all $i = 1, \dots, n$. The last relation, the definition of f and the equation $f(z) = 0$ imply that $(\frac{1}{\mathcal{H}^1(S_1^\infty)}, \dots, \frac{1}{\mathcal{H}^1(S_n^\infty)})$ satisfy (6.1) and thus, Γ^∞ is stationary. Since Γ^0 is also stationary, parallel to Γ^∞ , by Remark 6.4 we have

$$\mathcal{H}^1(S_i^0) = \mathcal{H}^1(S_i^\infty) \quad \text{whenever } i \in \{1, \dots, n\} \text{ and } c_i \neq 0.$$

Now, fix any $\varepsilon \in (0, \Delta_1)$ and take a polygonal curve Γ , parallel to Γ^0 and satisfying (6.6). By (6.3), we have

$$\mathcal{F}_\alpha(\Gamma) - \mathcal{F}_\alpha(\Gamma^0) = \alpha \sum_{i=1}^n \frac{c_i^2 \delta_i}{\mathcal{H}^1(S_i^0)^2 \mathcal{H}^1(S_i)} \left(\mathcal{H}^1(S_i^0) - \mathcal{H}^1(S_i) \right)^2 = \alpha \sum_{i=1}^n c_i^2 \delta_i \mathcal{H}^1(S_i) \left(\frac{1}{\mathcal{H}^1(S_i^0)} - \frac{1}{\mathcal{H}^1(S_i)} \right)^2.$$

Hence,

$$|\mathcal{F}_\alpha(\Gamma) - \mathcal{F}_\alpha(\Gamma^0)| \leq \alpha \max_j c_j^2 \delta_j \mathcal{H}^1(S_j) \sum_{c_i \neq 0} \left(\frac{1}{\mathcal{H}^1(S_i^0)} - \frac{1}{\mathcal{H}^1(S_i)} \right)^2. \quad (6.9)$$

Set $x = (\frac{1}{\mathcal{H}^1(S_1)}, \dots, \frac{1}{\mathcal{H}^1(S_n)})$; by (6.6) and the definition of g , one has $x \in \mathcal{O}$. Let $z \in \{f = 0\}$ be such that $\text{dist}(x, \{f = 0\}) = |x - z|$. As we observed above, $z_i = \frac{1}{\mathcal{H}^1(S_i^0)}$ whenever $c_i \neq 0$. Thus, we can represent and further estimate (6.9) as

$$\begin{aligned} |\mathcal{F}_\alpha(\Gamma) - \mathcal{F}_\alpha(\Gamma^0)| &\leq \alpha \max_{1 \leq i \leq n} c_i^2 \delta_i \mathcal{H}^1(S_i) \sum_{c_i \neq 0} |z_i - x_i|^2 \\ &\leq \alpha \max_{1 \leq i \leq n} c_i^2 \delta_i \mathcal{H}^1(S_i) |z - x|^2 = \max_{1 \leq i \leq n} \alpha c_i^2 \delta_i \mathcal{H}^1(S_i) \text{dist}(x, \{f = 0\})^2. \end{aligned}$$

Now, recalling (6.8), we deduce

$$|\mathcal{F}_\alpha(\Gamma) - \mathcal{F}_\alpha(\Gamma^0)|^{\frac{\beta'}{2}} \leq \left(\alpha \max_{1 \leq i \leq n} c_i^2 \delta_i \mathcal{H}^1(S_i) \right)^{\frac{\beta'}{2}} \frac{|f(x)|}{C'},$$

which is (6.7) with $\beta = \beta'/2 > 0$ and $C = 1/C' > 0$. \square

7. LONG-TIME BEHAVIOUR OF THE CRYSTALLINE ELASTIC FLOW

In this section we investigate the infinite time behaviour of the flow and its convergence to a stationary solution.

7.1. Long time behaviour: regular case. Our first aim is to prove the following theorem, assuming that no segment of the curves disappear near infinity.

Theorem 7.1 (Long-time behaviour, I). *Let φ be a crystalline anisotropy and $\{\Gamma(t)\}_{t \geq 0}$ be the maximal (in time) elastic flow, starting from a closed admissible polygonal curve, with finitely many restarts (see Theorem 4.2). Assume that there exist $T \geq 0$ and $a_0 > 0$ such that*

$$\inf_{t \geq T} \min_i \mathcal{H}^1(S_i(t)) \geq a_0 > 0. \quad (7.1)$$

Then there exists a stationary polygonal curve Γ^∞ , parallel to $\Gamma(T)$, such that $\Gamma(t)$ Kuratowski converges to Γ^∞ as $t \rightarrow +\infty$.

Proof. We follow the arguments in the Euclidean case, see e.g. [29]. There is no loss of generality in assuming $T = 0$ and let $\Gamma^0 := \Gamma(T) := \cup_{i=1}^n S_i^0$. Setting $h_i := \langle H(S_i^0, S_i(t)), \nu_{S_i^0} \rangle$ and integrating (3.4) in $[0, t]$, we get

$$\mathcal{F}_\alpha(\Gamma^0) - \mathcal{F}_\alpha(\Gamma(t)) = \sum_{i=1}^n \int_0^t \frac{|h'_i(s)|^2 \mathcal{H}^1(S_i(s))}{\varphi^\sigma(S_i^0)} ds. \quad (7.2)$$

Thus,

$$\sup_{t \geq 0} \mathcal{F}_\alpha(\Gamma(t)) \leq \mathcal{F}_\alpha(\Gamma^0) < +\infty$$

and hence, by (7.1) and the definition of \mathcal{F}_α ,

$$0 < a_0 \leq \mathcal{H}^1(S_i(t)) \leq \frac{\mathcal{F}_\alpha(\Gamma^0)}{c_\varphi} \quad \text{for any } i = 1, \dots, n \text{ and } t \geq 0 \quad (7.3)$$

(see also Corollary 3.5). Letting $t \rightarrow +\infty$ in (7.2) and using the lower bound in (7.3), we can find a sequence $t_j \nearrow +\infty$ such that

$$\lim_{j \rightarrow +\infty} h_i^j(t_j) = 0 \quad \text{as } j \rightarrow +\infty \text{ for all } i = 1, \dots, n.$$

Now consider the closed curves $\Gamma(t_j)$, $j \geq 1$. By the upper bound in (7.3), it follows that $\mathcal{H}^1(\Gamma(t_j)) \leq C$ for some $C > 0$ depending only on n , $\mathcal{F}_\alpha(\Gamma^0)$ and c_φ . Thus, $\Gamma(t_j)$ is contained in a disc of radius $2C$ centered at some point of $\Gamma(t_j)$. Therefore, we can find a sequence (p_j) of vectors in \mathbb{R}^2 , for which the translated curves $p_j + \Gamma(t_j)$ are contained in the disc D_{2C} centered at the origin. By compactness, up to a subsequence, $p_j + \Gamma(t_j) \xrightarrow{K} \Gamma^\infty$ for some closed set Γ^∞ . In view of the bounds in (7.3), Γ^∞ is also an admissible polygonal curve, parallel to Γ^0 , and by the Kuratowski convergence,

$$\lim_{j \rightarrow +\infty} \max_{1 \leq i \leq n} |H(S_i^\infty, p_j + S_i(t_j))| = 0. \quad (7.4)$$

In particular,

$$\lim_{j \rightarrow +\infty} \mathcal{H}^1(S_i(t_j)) = \mathcal{H}^1(S_i^\infty), \quad i = 1, \dots, n. \quad (7.5)$$

Now consider the translations $\tilde{\Gamma}^j(\cdot) := p_j + \Gamma(\cdot)$. Clearly,

$$\tilde{h}_i^j(t) := \langle H(S_i^0, \tilde{S}_i^j(t)), \mathbf{v}_{S_i^0} \rangle = h_i(t) + \langle p_j, \mathbf{v}_{S_i^0} \rangle, \quad i = 1, \dots, n. \quad (7.6)$$

Since the crystalline elastic flow $\{\Gamma(\cdot)\}$ is invariant under translations and p_j is independent of time,

$$\frac{d}{dt} \tilde{h}_i^j = -\frac{\Theta_i^j}{\mathcal{H}^1(\tilde{S}_i^j)} := -\varphi^o(\mathbf{v}_{S_i^0}) \left(\frac{c_i \mathcal{H}^1(F_i)}{\mathcal{H}^1(\tilde{S}_i^j)} + \frac{\alpha}{\mathcal{H}^1(\tilde{S}_i^j)} \left[\frac{c_{i-1}^2 \delta_{i-1}}{\mathcal{H}^1(\tilde{S}_{i-1}^j)^2 \sin \theta_i} + \frac{c_i^2 \delta_i [\cot \theta_i + \cot \theta_{i+1}]}{\mathcal{H}^1(\tilde{S}_i^j)^2} + \frac{c_{i+1}^2 \delta_{i+1}}{\mathcal{H}^1(\tilde{S}_{i+1}^j)^2 \sin \theta_{i+1}} \right] \right) \quad (7.7)$$

in $(0, +\infty)$, where as usual

$$\delta_i := \mathcal{H}^1(F_i)^2 \varphi^o(\mathbf{v}_{S_i}), \quad i = 1, \dots, n.$$

In particular, recalling $\mathcal{H}^1(\tilde{S}_i^j(t_j)) = \mathcal{H}^1(S_i(t_j))$, the lower bound in (7.3) and the relations (7.5), and letting $j \rightarrow +\infty$ in (7.7) evaluated at t_j , we deduce

$$c_i \mathcal{H}^1(F_i) + \alpha \left[\frac{c_{i-1}^2 \delta_{i-1}}{\mathcal{H}^1(S_{i-1}^\infty)^2 \sin \theta_i} + \frac{c_i^2 \delta_i [\cot \theta_i + \cot \theta_{i+1}]}{\mathcal{H}^1(S_i^\infty)^2} + \frac{c_{i+1}^2 \delta_{i+1}}{\mathcal{H}^1(S_{i+1}^\infty)^2 \sin \theta_{i+1}} \right] = 0, \quad i = 1, \dots, n.$$

Thus, Γ^∞ is stationary.

For each $j \geq 1$, let $I_j \subset (0, +\infty)$ be the set of all $t > 0$ for which

$$\max_{1 \leq i \leq n} |H(S_i^\infty, \tilde{S}_i^j(t))| < \Delta_1,$$

where $\Delta_1 := \Delta_1(\Gamma^\infty)$ is given by Lemma 3.3 with $\Gamma = \Gamma^\infty$. In view of (7.4), I_j is nonempty (it contains at least t_j) and by the continuity of \tilde{h}_i^j , it is an open set. Let $C, \beta > 0$ be given by Proposition 6.6 applied with Γ^∞ replacing Γ and consider the function

$$\ell(t) := |\mathcal{F}_\alpha(\tilde{\Gamma}^j(t)) - \mathcal{F}_\alpha(\Gamma^\infty)|^\sigma, \quad t \in I_j,$$

for some $\sigma \in (0, 1)$ to be chosen later. Note that by the Łojasiewicz-Simon inequality (6.7), $\ell(t_j) \rightarrow 0$ as $j \rightarrow +\infty$. Moreover,

$$\ell'(t) = \sigma |\mathcal{F}_\alpha(\tilde{\Gamma}^j(t)) - \mathcal{F}_\alpha(\Gamma^\infty)|^{\sigma-1} \frac{d}{dt} \mathcal{F}_\alpha(\tilde{\Gamma}^j(t)) = -\sigma \ell(t)^{\frac{\sigma-1}{\sigma}} \sum_{i=1}^n \left| \frac{d}{dt} \tilde{h}_i^j(t) \right|^2 \mathcal{H}^1(\tilde{S}_i^j(t)).$$

Thus, using (7.3), the convexity of $p \mapsto |p|^2$ and the equation (7.7) we find

$$-\ell'(t) \geq \frac{\sigma a_0 \ell(t)^{\frac{\sigma-1}{\sigma}}}{n} \left(\sum_{i=1}^n \left| \frac{d}{dt} \tilde{h}_i^j(t) \right|^2 \right) = \frac{\sigma a_0 \ell(t)^{\frac{\sigma-1}{\sigma}}}{n} \sum_{i=1}^n \left| \frac{d}{dt} \tilde{h}_i^j(t) \right| \sum_{i=1}^n \left| \frac{\Theta_i^j(t)}{\mathcal{H}^1(\tilde{S}_i^j)} \right|$$

for the Θ_i^j defined in (7.7). By (6.7) and the upper bound in (7.3), the last sum can be bounded from below by

$$\frac{\ell(t)^{\sigma\beta}}{C \mathcal{F}_\alpha(\Gamma^0) (\max_i \alpha c_i^2 \delta_i \mathcal{H}^1(\tilde{S}_i^j))^{\beta}},$$

and therefore,

$$-\ell'(t) \geq \frac{\sigma a_0 \ell(t)^{\frac{\sigma-1}{\sigma} + \sigma\beta}}{Cn \mathcal{F}_\alpha(\Gamma^0) (\max_i \alpha c_i^2 \delta_i \mathcal{H}^1(\tilde{S}_i^j))^\beta} \sum_{i=1}^n \left| \frac{d}{dt} \tilde{h}_i^j(t) \right| \sum_{i=1}^n \left| \frac{\Theta_i^j(t)}{\mathcal{H}^1(\tilde{S}_i^j)} \right|$$

Now we choose σ as the unique positive solution of the equation

$$\beta \sigma^2 + \sigma - 1 = 0.$$

Then using once more the relation $\mathcal{H}^1(\tilde{S}_i^j) = \mathcal{H}^1(S_i)$ and the upper bound in (7.3), we obtain

$$-\ell'(t) \geq C_1 \sum_{i=1}^n \left| \frac{d}{dt} \tilde{h}_i^j(t) \right| \quad (7.8)$$

for some $C_1 > 0$ depending only on $\sigma, n, \alpha, \mathcal{F}_\alpha(\Gamma^0)$ and a_0 .

Now, consider any finite interval $(l, r) \subset I_j$. As in [29, Eq. 4.7], by (7.8) we have

$$\sum_{i=1}^n |\tilde{h}_i^j(r) - \tilde{h}_i^j(l)| \leq \int_l^r \sum_{i=1}^n \left| \frac{d}{dt} \tilde{h}_i^j(t) \right| dt \leq -\frac{1}{C_1} \int_l^r \ell'(t) dt \leq \frac{\ell(l)}{C_1} = \frac{1}{C_1} |\mathcal{F}_\alpha(\tilde{\Gamma}^j(l)) - \mathcal{F}_\alpha(\Gamma^\infty)|^\sigma. \quad (7.9)$$

Fix any $\varepsilon \in (0, 2^{-10} \Delta_1)$ and let $j \geq 1$ be so large that

$$\max_{1 \leq i \leq n} |H(S_i^\infty, \tilde{S}_i^j(t_j))| < \varepsilon \quad \text{and} \quad |\mathcal{F}_\alpha(\tilde{\Gamma}^j(l)) - \mathcal{F}_\alpha(\Gamma^\infty)|^\sigma < C_1 \varepsilon.$$

Let us choose $l = t_j$ in (7.9) and let $\bar{r} \in (t_j, +\infty]$ be the supremum of all r for which $(l, r) \subset I_j$. We claim that $\bar{r} = +\infty$. Indeed, if $\bar{r} < +\infty$, by the continuity of $t \mapsto |H(S_i^\infty, \tilde{S}_i^j(t))|$, we would have

$$\max_{1 \leq i \leq n} |H(S_i^\infty, \tilde{S}_i^j(\bar{r}))| = \Delta_1. \quad (7.10)$$

On the other hand, by the choice of ε and the relation (7.9) applied in (t_j, \bar{r}) we would have

$$|H(S_i^\infty, \tilde{S}_i^j(\bar{r}))| \leq |H(S_i^\infty, \tilde{S}_i^j(t_j))| + |H(\tilde{S}_i^j(t_j), \tilde{S}_i^j(\bar{r}))| < \varepsilon + |\tilde{h}_i^j(t_j) - \tilde{h}_i^j(\bar{r})| < 2\varepsilon.$$

Thus, the equality in (7.10) is impossible and $\bar{r} = +\infty$.

In view of (7.6) and (7.9) as well as the choice of ε , for any $t > t_j$ we have

$$\sum_{i=1}^n |h_i(t) - h_i(t_j)| = \sum_{i=1}^n |\tilde{h}_i^j(t) - \tilde{h}_i^j(t_j)| \leq \varepsilon.$$

This estimate shows that the families $\{h_i(t)\}_{t > 0}$, $i = 1, \dots, n$, are fundamental as $t \rightarrow +\infty$. Then there exists $\bar{h}_i := \lim_{t \rightarrow +\infty} h_i(t)$ for any i . In particular, applying (7.6) at $t = t_j$ and letting $j \rightarrow +\infty$ we find that the limit of $\langle p_j, \nu_{S_i^0} \rangle$ exists for all i . Since Γ^0 is closed, it has at least two nonparallel normals. Thus, the sequence p_j also converges to some p^∞ as $j \rightarrow +\infty$. Finally, we claim that $\Gamma(t) \xrightarrow{K} -p^\infty + \Gamma^\infty$ as $t \rightarrow +\infty$. Indeed, for any $i \in \{1, \dots, n\}$ and $t > t_j$,

$$\begin{aligned} |H(-p^\infty + S_i^\infty, S_i(t))| &\leq |H(-p_j + S_i^\infty, -p^\infty + S_i^\infty)| + |H(S_i^\infty, p_j + S_i(t_j))| + |H(p_j + S_i(t_j), p_j + S_i(t))| \\ &\leq |p_j - p^\infty| + |H(S_i^\infty, p_j + S_i(t_j))| + |h_i(t_j) - \bar{h}_i(t)| \rightarrow 0 \end{aligned}$$

as $t \rightarrow +\infty$ and $j \rightarrow +\infty$. Since all segments have length away from zero, the segments of $\Gamma(t)$ Kuratowski converges to the corresponding segments of $-p^\infty + \Gamma^\infty$, which implies the claim. \square

A special case of elastic flows satisfying (7.1) for all times is the evolution of convex curves: we say an admissible polygonal curve Γ is convex if $c_i \neq 0$ for any segment S_i of Γ .

Corollary 7.2 (Convex evolution). *Let φ be a crystalline anisotropy and let Γ^0 be a closed convex admissible polygonal curve. Let $\{\Gamma(t)\}_{t \in [0, T^+)}$ be the unique elastic flow starting from Γ^0 . Then $T^+ = +\infty$ and there exists $p \in \mathbb{R}^2$ such that*

$$K\text{-}\lim_{t \rightarrow +\infty} \Gamma(t) = \partial W_{\sqrt{\alpha}}^\varphi(p),$$

where $W_{\sqrt{\alpha}}^\varphi(p)$ is the Wulff shape of radius $\sqrt{\alpha}$, centered at p , which is a stationary curve by Example 5.1.

Proof. Since $c_i \neq 0$ for any segments S_i of $\Gamma(\cdot)$, by (3.10)

$$\min_i \mathcal{H}^1(S_i(t)) \geq \min_i \frac{\alpha c_\varphi c_i^2 \mathcal{H}^1(F_i)^2}{\mathcal{F}_\alpha(\Gamma^0)}, \quad t \in [0, T^\dagger).$$

Thus, by Theorem 4.1, $T^\dagger = +\infty$ and thus, (7.1) follows. Moreover, By Example 5.1, $\Sigma := \partial W_{\sqrt{\alpha}}^\varphi$ is stationary, and one can readily check that if the image of another polygonal curve Σ' with index $m \neq 0$ is Σ (that is Σ' covers Σ m times), then by Remark 6.4, every stationary curve, whose segments are parallel to those of Σ' , must be the m -cover of a Wulff shape of radius $\sqrt{\alpha}$. Since Γ^0 is closed, admissible and convex, its loops are constructed by a polygons with the same angles as the Wulff shapes (parallel to Wulff shapes) and never disappear. By Theorem 7.1, $\Gamma(t) \xrightarrow{K} \Gamma^\infty$ for some stationary curve Γ^∞ , whose index m is the same as Γ^0 ; and segments are parallel to those of m -cover of a Wulff shape, which implies it is itself a m -cover of a Wulff shape. \square

7.2. Long time behaviour: irregular case. The proof of Theorem 7.1 heavily relies on the lower bound assumption (7.1). The aim of this section is to prove the following long-time behaviour of the regular crystalline elastic flow, where we drop (7.1).

Theorem 7.3 (Long-time behaviour, II). *Let φ be a crystalline anisotropy and $\{\Gamma(t)\}_{t \geq 0}$ be the unique crystalline elastic flow starting from a closed admissible polygonal curve $\Gamma(0)$ with possibly finitely many restarts. Assume that there exists $T > 0$ such that*

$$\inf_{[T, T+m]} \min_{i=1, \dots, n} \mathcal{H}^1(S_i(t)) > 0 \quad \text{for any } m > 0 \quad \text{and} \quad \liminf_{t \rightarrow +\infty} \min_{i=1, \dots, n} \mathcal{H}^1(S_i(t)) = 0.$$

Then there exists a closed admissible polygonal curve Γ^∞ such that $\Gamma(t) \xrightarrow{K} \Gamma^\infty$ as $t \rightarrow +\infty$. Moreover, Γ^∞ is represented as a union of (possibly degenerate, i.e., zero-length) segments $\{S_i^\infty\}_{i=1}^n$ with

$$S_i(t) \xrightarrow{K} S_i^\infty \quad \text{and} \quad \mathcal{H}^1(S_i(t)) \rightarrow \mathcal{H}^1(S_i^\infty) \quad \text{as } t \rightarrow +\infty \quad \text{for any } i = 1, \dots, n.$$

Furthermore, S_i^∞ is degenerate only if $c_i = 0$ and if $\{\theta_i\}$ is the set of angles of $\Gamma(T)$, then

$$c_i \mathcal{H}^1(F_i) + \alpha \left(\frac{c_{i-1}^2 \delta_{i-1}}{\mathcal{H}^1(S_{i-1}^\infty)^2 \sin \theta_i} + \frac{c_i^2 \delta_i [\cot \theta_i + \cot \theta_{i+1}]}{\mathcal{H}^1(S_i^\infty)^2} + \frac{c_{i+1}^2 \delta_{i+1}}{\mathcal{H}^1(S_{i+1}^\infty)^2 \sin \theta_{i+1}} \right) = 0 \quad (7.11)$$

for any nondegenerate segment S_i^∞ , where δ_j are defined in (3.3).

Comparing (7.11) with the analogous condition of Definition 6.1, we can refer to Γ^∞ as a *generalized stationary curve*.

The remaining of the section is devoted to the proof of the theorem. We follow the arguments of Theorem 7.1, carefully inspecting the situations where the lower bound assumption (7.1) is addressed. Without loss of generality, we assume $T = 0$ and $\Gamma^0 := \Gamma(T)$.

Step 1: definition of Γ^∞ . As we observed earlier (see (3.8) and Corollary 3.5),

$$\mathcal{F}_\alpha(\Gamma^0) = \mathcal{F}_\alpha(\Gamma(t)) + \sum_{i=1}^n \int_0^t \frac{|h'_i(s)|^2 \mathcal{H}^1(S_i(s))}{\varphi^o(\mathbf{v}_{S_i^0})} ds, \quad (7.12)$$

and hence,

$$\mathcal{H}^1(\Gamma(t)) = \sum_{i=1}^n \mathcal{H}^1(S_i(t)) \leq \frac{1}{c_\varphi} \mathcal{F}_\alpha(\Gamma(t)) \leq \frac{1}{c_\varphi} \mathcal{F}_\alpha(\Gamma^0), \quad t \geq 0, \quad (7.13)$$

and

$$\inf_{t \geq 0} \mathcal{H}^1(S_i(t)) \geq \frac{\alpha c_\varphi c_i^2 \mathcal{H}^1(F_i)^2}{\mathcal{F}_\alpha(\Gamma^0)}, \quad i = 1, \dots, n.$$

Thus, we can choose a sequence $t_k \nearrow +\infty$ such that $h'_i(t_k) \rightarrow 0$ as $k \rightarrow +\infty$ for all i with $c_i \neq 0$ and a sequence $(p_k)_k \subset \mathbb{R}^2$ such that $0 \in p_k + \Gamma(t_k)$. In particular, each $p_k + \Gamma(t_k)$ stays in the disc D of radius $2\mathcal{F}_\alpha(\Gamma^0)/c_\varphi$ (centered at the origin) and hence, by the Kuratowski compactness of connected compact sets [16], up to a not relabelled subsequence, $p_k + \Gamma(t_k) \xrightarrow{K} \Gamma^\infty$ as $k \rightarrow +\infty$ for some compact set $\Gamma^\infty \subset D$. Since each $p_k + \Gamma(t_k)$ is

parallel to Γ^0 , we can readily check that Γ^∞ is an admissible polygonal curve, not necessarily parallel to Γ^∞ , consisting of a union of n (some of which possibly degenerate) segments $\{S_i\}$ with

$$p_k + S_i(t_k) \xrightarrow{K} S_i^\infty \quad \text{and} \quad \mathcal{H}^1(S_i(t_k)) \rightarrow \mathcal{H}^1(S_i^\infty) \quad \text{as} \quad k \rightarrow +\infty \quad \text{for any } i = 1, \dots, n.$$

Thus, applying the evolution equation (3.2) with $t = t_k$ and letting $k \rightarrow +\infty$, we deduce

$$c_i \mathcal{H}^1(F_i) + \alpha \left[\frac{c_{i-1}^2 \delta_{i-1}}{\mathcal{H}^1(S_{i-1}^\infty)^2 \sin \theta_i} + \frac{c_i^2 \delta_i [\cot \theta_i + \cot \theta_{i+1}]}{\mathcal{H}^1(S_i^\infty)^2} + \frac{c_{i+1}^2 \delta_{i+1}}{\mathcal{H}^1(S_{i+1}^\infty)^2 \sin \theta_{i+1}} \right] = 0 \quad (7.14)$$

for any $i \in \{1, \dots, n\}$ with $\mathcal{H}^1(S_i^\infty) > 0$. Thus, Γ^∞ is a generalized stationary curve.

Step 2: properties of generalized stationary curves. Let us call any solution $\bar{\Gamma} = \cup_{i=1}^n \bar{S}_i$ of (7.14) (applied with nondegenerate segments \bar{S}_i) a generalized stationary curve. We define its energy as usual,

$$\mathcal{F}_\alpha(\bar{\Gamma}) = \sum_{i=1}^n \int_{\bar{S}_i} \varphi^o(v_{\bar{S}_i}) (1 + \alpha [\kappa_{\bar{S}_i}^\varphi]^2) d\mathcal{H}^1 = \sum_{i=1}^n \varphi^o(v_{\bar{S}_i}) \left(\mathcal{H}^1(\bar{S}_i) + \frac{\alpha c_i^2 \mathcal{H}^1(F_i)^2}{\mathcal{H}^1(\bar{S}_i)} \right)$$

which is well-defined also for degenerate segments, setting it as zero energy.

Generalized stationary curves Γ^∞ have the same energy dissipation property as standard stationary curves (in the sense of Definition 6.1).

Proposition 7.4. *Let $\bar{\Gamma} := \cup_{i=1}^n \bar{S}_i$ be any generalized stationary curve solving the system (7.14) (for instance, $\bar{\Gamma} = \Gamma^\infty$). Then for any polygonal curve $\Gamma := \cup_{i=1}^n S_i$ parallel to $\bar{\Gamma}$,*

$$\mathcal{F}_\alpha(\Gamma) - \mathcal{F}_\alpha(\bar{\Gamma}) = \alpha \sum_{i=1}^n \frac{c_i^2 \delta_i}{\mathcal{H}^1(\bar{S}_i)^2 \mathcal{H}^1(S_i)} \left(\mathcal{H}^1(S_i) - \mathcal{H}^1(\bar{S}_i) \right)^2. \quad (7.15)$$

Moreover, $\mathcal{H}^1(\bar{S}_i) = \mathcal{H}^1(S_i^\infty)$ for all segments with $c_i \neq 0$, where $\Gamma^\infty = \cup_i S_i^\infty$ is the curve obtained in step 1.

The proof runs along the same lines of Proposition 7.4; the degeneracy of segments does not create a problem here because of the presence of c_i in the numerator. Moreover, in obtaining the identity (7.15), we can use both $\bar{\Gamma}$ and Γ^∞ in place of Γ , which yields $\mathcal{F}_\alpha(\Gamma^\infty) = \mathcal{F}_\alpha(\bar{\Gamma})$, and thus $\mathcal{H}^1(\bar{S}_i) = \mathcal{H}^1(S_i^\infty)$ whenever $c_i \neq 0$.

Step 3: a Łojasiewicz-Simon-type inequality. In this step we establish an analogue of Proposition 6.6. To this aim, let $\bar{\Gamma} := \cup_{i=1}^n \bar{S}_i$ be any generalized stationary curve, solving (7.14). For any admissible curve $\Gamma = \cup_{i=1}^n S_i$, parallel to $\bar{\Gamma}$, let us write $H(S_i, \bar{S}_i)$ to define the distance vector from S_i to \bar{S}_i in case \bar{S}_i is nondegenerate, and the distance vector from S_i to the straight line ℓ_i , passing through \bar{S}_i and parallel to S_i in case \bar{S}_i is degenerate. We also set as usual $h_i := \langle H(S_i, \bar{S}_i), v_{S_i} \rangle$.

Proposition 7.5 (Łojasiewicz-Simon-type inequality, II). *Let $\bar{\Gamma} := \cup_{i=1}^n \bar{S}_i$ be a generalized stationary curve and fix any $\varepsilon > 0$ satisfying*

$$\varepsilon < 2^{-10} \min_{\mathcal{H}^1(\bar{S}_i) > 0} \frac{\mathcal{H}^1(\bar{S}_i)}{\frac{1}{|\sin \theta_i|} + |\cot \theta_i + \cot \theta_{i+1}| + \frac{1}{|\sin \theta_{i+1}|}}.$$

There exist constants $C, \beta > 0$ such that, given any polygonal curve $\Gamma := \cup_{i=1}^n S_i$, parallel to $\bar{\Gamma}$ with

$$\min_{c_i \neq 0} \mathcal{H}^1(S_i) \geq \varepsilon \quad \text{and} \quad \max_{i \in J} |H(S_i, \bar{S}_i)| < \varepsilon, \quad (7.16)$$

where

$$J := \{i \in \{1, \dots, n\} : \text{either } c_i \neq 0 \text{ or } c_i = 0 \text{ and } c_{i-1}^2 + c_{i+1}^2 \leq 1\},$$

one has

$$\begin{aligned} |\mathcal{F}_\alpha(\Gamma) - \mathcal{F}_\alpha(\bar{\Gamma})|^\beta &\leq C \left(\alpha \max_{i=1, \dots, n} c_i^2 \delta_i \mathcal{H}^1(S_i) \right)^\beta \times \\ &\times \sum_{\mathcal{H}^1(\bar{S}_i) > 0} \left| c_i \mathcal{H}^1(F_i) + \alpha \left(\frac{c_{i-1}^2 \delta_{i-1}}{\mathcal{H}^1(S_{i-1})^2 \sin \theta_i} + \frac{c_i^2 \delta_i [\cot \theta_i + \cot \theta_{i+1}]}{\mathcal{H}^1(S_i)^2} + \frac{c_{i+1}^2 \delta_{i+1}}{\mathcal{H}^1(S_{i+1})^2 \sin \theta_{i+1}} \right) \right|. \end{aligned} \quad (7.17)$$

Proof. Let U be the collection of all $h := (h_1, \dots, h_n)$ with $h_i \in (-\varepsilon, \varepsilon)$, $i \in J$, for which there exists a unique associated admissible polygonal curve Γ , parallel to $\bar{\Gamma}$, satisfying

$$\min_{c_i \neq 0} \mathcal{H}^1(S_i) \geq \varepsilon \quad \text{and} \quad h_i = \langle H(S_i, \bar{S}_i), \nu_{S_i} \rangle \quad \text{for all } i = 1, \dots, n.$$

Notice that U is a bounded open set. Indeed, the boundedness of $\bar{\Gamma}$ and admissibility and parallelness conditions force the coordinates h_i of $h \in U$ with $i \notin J$ to belong to the interval $(-2\mathcal{H}^1(\bar{\Gamma}), 2\mathcal{H}^1(\bar{\Gamma}))$. Moreover, for any $\tilde{h} \in U$ and associated polygonal curve $\tilde{\Gamma}$, applying Lemma 2.5 we can find $\eta > 0$ such that for any $h \in \mathbb{R}^n$ with $|\tilde{h} - h| < \eta$ (i.e., $h \in B_\eta(\tilde{h})$) there exists a unique polygonal curve Γ parallel to $\tilde{\Gamma}$ (and hence to $\bar{\Gamma}$), satisfying $h_i - \tilde{h}_i := \langle H(S_i, \tilde{S}_i), \nu_{S_i} \rangle$. Since $\nu_{S_i} = \nu_{\tilde{S}_i}$ for any i and $\tilde{h} \in U$, it follows $h_i = \langle H(S_i, \bar{S}_i), \nu_{S_i} \rangle$. Moreover, since $\tilde{h} \in (-\varepsilon, \varepsilon)^n$, possibly decreasing η , we may assume $h \in (-\varepsilon, \varepsilon)^n$, and hence, $h \in U$. Thus, $B_\eta(\tilde{h}) \subset U$, i.e., U is open.

Consider the real-analytic map $g := (g_1, \dots, g_n)$ defined in U as

$$g_i(h_1, \dots, h_n) := \frac{l_i}{\mathcal{H}^1(\bar{S}_i)} = \frac{l_i}{\mathcal{H}^1(\bar{S}_i) - \left(\frac{h_{i-1}}{\sin \theta_i} + h_i [\cot \theta_i + \cot \theta_{i+1}] + \frac{h_{i+1}}{\sin \theta_{i+1}} \right)}, \quad h = (h_1, \dots, h_n) \in U,$$

where $l_i = 1$ if $\mathcal{H}^1(\bar{S}_i) > 0$ and $l_i = 0$ if $\mathcal{H}^1(\bar{S}_i) = 0$.

Let us show that g extends real analytically to \bar{U} . Indeed, fix any $h \in \bar{U}$ and consider any sequence $U \ni h^k \rightarrow h$. Now if we take an index i with $c_i \neq 0$, then by the definition of U ,

$$\mathcal{H}^1(\bar{S}_i) - \left(\frac{h_{i-1}^k}{\sin \theta_i} + h_i^k [\cot \theta_i + \cot \theta_{i+1}] + \frac{h_{i+1}^k}{\sin \theta_{i+1}} \right) = \mathcal{H}^1(S_i^k) \geq \varepsilon,$$

where $\{S_i^k\}$ are the segments of the curve Γ^k , associated to h^k . Thus, we can uniquely extend g_i real-analytically to a small neighborhood of h . On the other hand, let i be such that $c_i = 0$ with $\mathcal{H}^1(\bar{S}_i) > 0$. By admissibility, S_i^k has zero φ -curvature and the segments S_{i-1}^k and S_{i+1}^k are parallel. Since $\bar{\Gamma}$ is admissible, $|\mathcal{H}(\bar{S}_{i-1}, S_{i+1})| \geq \tilde{c}\mathcal{H}^1(\bar{S}_i)$ for some $\tilde{c} > 0$ depending only on the angles $\{\theta_j\}$. Moreover, by the definition of J , both $i-1, i+1 \in J$. In particular, by the second assumption in (7.16), $h_{i-1}, h_{i+1} \in (-\varepsilon, \varepsilon)$ and therefore, recalling the smallness of ε depending only on the lengths of the nondegenerate segments of $\bar{\Gamma}$ and the angles of Γ^0 , we conclude

$$\mathcal{H}^1(S_i^k) \geq |H(S_{i-1}^k, S_{i+1}^k)| \geq |H(\bar{S}_{i-1}, \bar{S}_{i+1})| - |h_{i-1}| - |h_{i+1}| \geq \tilde{c}\mathcal{H}^1(\bar{S}_i) - |h_{i-1}| - |h_{i+1}| \geq \varepsilon.$$

Thus, again g_i is extended real-analytically to a neighborhood of h . Finally, in case $c_i = 0$ and $\mathcal{H}^1(\bar{S}_i) = 0$, $g_i \equiv 0$, which is real-analytic in \mathbb{R}^n .

Notice that for any $h \in \bar{U}$ we can define a unique admissible curve $\Gamma := \cup_{i=1}^n S_i$ (for instance, defined by a Kuratowski limit of the curves Γ^k , associated to an approximating sequence $U \ni h^k \rightarrow h$) satisfying

$$h_i = \langle H(S_i, \bar{S}_i), \nu_{S_i} \rangle := \lim_{k \rightarrow +\infty} \langle H(S_i^k, \bar{S}_i), \nu_{S_i^k} \rangle$$

with $\nu_{S_i} = \nu_{S_i^k}$ for all i and k . In particular, $\bar{h} = (0, \dots, 0)$, associated to our $\bar{\Gamma}$, belongs to the closure of U .

Since U is relatively compact, by [26, Section IV.2], both $O := g(U)$ and $\bar{O} = g(\bar{U})$ are subanalytic bounded sets. Now, as in the proof of Proposition 6.6, consider the continuous function $f : \bar{O} \rightarrow \mathbb{R}$ of n variables

$$f(x_1, \dots, x_n) := \sum_{i=1}^n l_i \left| c_i \mathcal{H}^1(F_i) + \alpha \left(\frac{c_{i-1}^2 \delta_{i-1}}{\sin \theta_i} x_{i-1}^2 + c_i^2 \delta_i [\cot \theta_i + \cot \theta_{i+1}] x_i^2 + \frac{c_{i+1}^2 \delta_{i+1}}{\sin \theta_{i+1}} x_{i+1}^2 \right) \right|,$$

where as usual $x_0 := x_n$ and $x_{n+1} := x_1$. Being a sum of absolute values of real-analytic functions, f is subanalytic. Thus, we can apply the Lojasiewicz inequality in [26, Section IV.9] to find positive constants β' and C' (depending on O and thus, on ε) such that

$$|f(x)| \geq C' \text{dist}(x, \{f = 0\})^{\beta'}. \quad (7.18)$$

Consider any $z = (z_1, \dots, z_n) \in \{f = 0\}$ and let $z^k \in O$ be such that $z^k \rightarrow z$ as $k \rightarrow +\infty$. For each $k \geq 1$ take $h^k := (h_1^k, \dots, h_n^k) \in U$ such that $g(h^k) = z^k$. By relative compactness of U , up to a not relabeled subsequence, $h^k \rightarrow \tilde{h} \in \bar{U}$. Clearly, $z = g(\tilde{h})$ and as we observed earlier, we can find a unique associated polygonal curve $\tilde{\Gamma} := \cup_{i=1}^n \tilde{S}_i$ satisfying $\tilde{h}_i = \langle H(\tilde{S}_i, \bar{S}_i), \nu_{\tilde{S}_i} \rangle$ and $\mathcal{H}^1(\tilde{S}_i) = \frac{1}{g_i(\tilde{h})} = \frac{1}{z_i}$ whenever $\mathcal{H}^1(\bar{S}_i) > 0$, i.e., $l_i = 1$. The last

relation, the definition of f and the equation $f(z) = 0$ imply that $(\frac{l_1}{\mathcal{H}^1(\bar{S}_1)}, \dots, \frac{l_n}{\mathcal{H}^1(\bar{S}_n)})$ satisfy (7.14) and thus, $\bar{\Gamma}$ is a generalized stationary curve. Since $\bar{\Gamma}$ is also stationary, by Proposition 7.4,

$$\mathcal{H}^1(\bar{S}_i) = \mathcal{H}^1(\tilde{S}_i) = \frac{1}{z_i} \quad \text{whenever } i \in \{1, \dots, n\} \text{ with } c_i \neq 0. \quad (7.19)$$

Now, fix any $h \in U$ and associated Γ , parallel to Γ^0 . Clearly, Γ satisfies (7.16). By (7.15),

$$|\mathcal{F}_\alpha(\Gamma) - \mathcal{F}_\alpha(\bar{\Gamma})| = \alpha \sum_{i=1}^n c_i^2 \delta_i \mathcal{H}^1(S_i) \left(\frac{1}{\mathcal{H}^1(\bar{S}_i)} - \frac{1}{\mathcal{H}^1(S_i)} \right)^2 \leq \alpha \max_{1 \leq i \leq n} c_i^2 \delta_i \mathcal{H}^1(S_i) \sum_{c_i \neq 0} \left(\frac{1}{\mathcal{H}^1(\bar{S}_i)} - \frac{1}{\mathcal{H}^1(S_i)} \right)^2. \quad (7.20)$$

Set $x := (\frac{l_1}{\mathcal{H}^1(S_1)}, \dots, \frac{l_n}{\mathcal{H}^1(S_n)})$; by the definition of g , one has $x \in O$. Let $\bar{z} \in \{f = 0\}$ be such that $\text{dist}(x, \{f = 0\}) = |x - \bar{z}|$. As we observed above (see also (7.19)), $z_i = \frac{1}{\mathcal{H}^1(\bar{S}_i)}$ whenever $c_i \neq 0$. Thus, we can represent and further estimate (7.20) as

$$|\mathcal{F}_\alpha(\Gamma) - \mathcal{F}_\alpha(\bar{\Gamma})| \leq \alpha \max_{1 \leq i \leq n} c_i^2 \delta_i \mathcal{H}^1(S_i) \sum_{c_i \neq 0} |z_i - x_i|^2 \leq \alpha \max_{1 \leq i \leq n} c_i^2 \delta_i \mathcal{H}^1(S_i) \text{dist}(x, \{f = 0\})^2.$$

Now recalling (7.18) we deduce

$$|\mathcal{F}_\alpha(\Gamma) - \mathcal{F}_\alpha(\bar{\Gamma})|^{\frac{\beta'}{2}} \leq \left(\alpha \max_{1 \leq i \leq n} c_i^2 \delta_i \mathcal{H}^1(S_i) \right)^{\frac{\beta'}{2}} \frac{|f(x)|}{C'},$$

which is (6.7) with $\beta = \beta'/2 > 0$ and $C = 1/C' > 0$. This concludes the proof of Proposition 7.5. \square

Step 4: conclusion of the proof of Theorem 7.3. We follow the arguments of Theorem 7.1, but some care is required as we do not have uniform lower bound of (7.1). For any k let

$$\tilde{\Gamma}^k(t) := p_k + \Gamma(t) \quad \text{and} \quad \tilde{h}_i^k := \langle H(S_i^0, \tilde{S}_i^k(t)), \nu_{S_i^0} \rangle, \quad i = 1, \dots, n.$$

Clearly, $\tilde{h}_i^k = h_i + \langle p_k, \nu_{S_i^0} \rangle$ also solves the same evolution equation (3.2) as h_i .

Let $C, \varepsilon, \beta > 0$ and the set J be given by Proposition 7.5 applied with $\bar{\Gamma} := \Gamma^\infty$. There is no loss of generality in assuming

$$\frac{1}{c_\varphi} \mathcal{F}_\alpha(\Gamma^0) \mathcal{H}^1(\tilde{S}_i^k(t)) = \mathcal{H}^1(S_i^k(t)) \geq \frac{\alpha c_\varphi c_i^2 \mathcal{H}^1(F_i)^2}{\mathcal{F}_\alpha(\Gamma^0)} > \varepsilon \quad \text{for any } t \geq 0 \quad (7.21)$$

for any i with $c_i \neq 0$. For any $k \geq 1$ let $I_k \subset (0, +\infty)$ be the set of all t satisfying

$$\max_{i \in J} |H(\tilde{S}_i^k(t), S_i^\infty)| < \varepsilon.$$

By the definition of Γ^∞ , the set I_k contains t_k for all sufficiently large k . As \tilde{h}_i^k is continuous, I_k is open.

For $\sigma > 0$ satisfying $\sigma^2 \beta + \sigma = 1$, consider the function

$$\ell(t) := |\mathcal{F}_\alpha(\tilde{\Gamma}^k(t)) - \mathcal{F}_\alpha(\Gamma^\infty)|^\sigma, \quad t \in I_k.$$

Note that by the Lojasiewicz-Simon inequality (6.7), $\ell(t_k) \rightarrow 0$ as $k \rightarrow +\infty$. Moreover, by the energy dissipation equality (7.12) applied with $\{\tilde{\Gamma}^k(t)\}$ we have

$$\ell'(t) = -\sigma \ell(t)^{-\frac{\sigma-1}{\sigma}} \sum_{i=1}^n \left| \frac{d}{dt} \tilde{h}_i^k(t) \right|^2 \mathcal{H}^1(\tilde{S}_i^k(t)).$$

By obvious estimates,

$$\sum_{i=1}^n \left| \frac{d}{dt} \tilde{h}_i^k(t) \right|^2 \mathcal{H}^1(\tilde{S}_i^k(t)) = \sum_{i=1}^n \left| \frac{d}{dt} \tilde{h}_i^k \mathcal{H}^1(\tilde{S}_i^k(t)) \right|^2 \frac{1}{\mathcal{H}^1(\tilde{S}_i^k(t))} \geq \frac{1}{n \max_i \mathcal{H}^1(\tilde{S}_i^k(t))} \left(\sum_{i=1}^n \left| \frac{d}{dt} \tilde{h}_i^k \right| \mathcal{H}^1(\tilde{S}_i^k(t)) \right)^2$$

and by (3.2) applied with \tilde{h}_i^k , the relations (7.21) and the Lojasiewicz-Simon inequality (7.17),

$$C \left(\max_{1 \leq i \leq n} \alpha c_i^2 \delta_i \mathcal{H}^1(\tilde{S}_i^k(t)) \right)^\beta \sum_{i=1}^n \left| \frac{d}{dt} \tilde{h}_i^k(t) \right| \mathcal{H}^1(\tilde{S}_i^k(t)) \geq |\mathcal{F}_\alpha(\tilde{\Gamma}^k(t)) - \mathcal{F}_\alpha(\Gamma^\infty)|^\beta = \ell(t)^{\sigma\beta}.$$

Thus, using (7.13) as $\mathcal{H}^1(S_i(t)) \leq \mathcal{F}_\alpha(\Gamma^0)/c_\varphi$ and the definition of σ we conclude

$$-\ell'(t) \geq C_1 \sum_{i=1}^n \left| \frac{d}{dt} \tilde{h}_i^k(t) \right| \mathcal{H}^1(\tilde{S}_i^k(t)), \quad t \in I_k, \quad (7.22)$$

for some constant $C_1 > 0$ depending only on $\varphi, n, \alpha, \mathcal{F}_\alpha(\Gamma^0)$ and σ .

Fix $\gamma > 0$ (to be chosen shortly) and $\eta \in (0, \gamma\varepsilon)$, and let $k \geq 1$ be so large that

$$\max_{1 \leq i \leq n} |H(\tilde{S}_i^k(t_k), S_i^\infty)| < \eta \quad \text{and} \quad |\mathcal{F}_\alpha(\tilde{\Gamma}^k(t_k)) - \mathcal{F}_\alpha(\Gamma^\infty)|^\sigma < \eta.$$

Let $\bar{r} > t_k$ be the supremum of all $r > t_k$ such that $(t_k, r) \subset I_k$. We claim that $\bar{r} = +\infty$. Indeed, if $\bar{r} < +\infty$, by the continuity of $t \mapsto |H(\tilde{S}_i^\infty, \tilde{S}_i^j(t))|$, we would have

$$|H(\tilde{S}_i^k(\bar{r}), S_i^\infty)| = \varepsilon \quad \text{for some } i \in J. \quad (7.23)$$

Thus, from (7.22) and (7.21) we get

$$|\tilde{h}_i^k(\bar{r}) - \tilde{h}_i^k(t_k)| \leq \int_{t_k}^{\bar{r}} \left| \frac{d}{dt} \tilde{h}_i^k \right| dt \leq -\frac{1}{C_1 \varepsilon} \int_{t_k}^{\bar{r}} \ell'(t) dt \leq \frac{|\mathcal{F}_\alpha(\tilde{\Gamma}^k(t_k)) - \mathcal{F}_\alpha(\Gamma^\infty)|^\sigma}{C_1 \varepsilon} < \frac{\eta}{C_1 \varepsilon}.$$

On the other hand, by the choice of η and the relation (7.23)

$$|H(\tilde{S}_i^k(\bar{r}), S_i^\infty)| \leq |H(\tilde{S}_i^k(t_k), S_i^\infty)| + |H(\tilde{S}_i^k(t_k), \tilde{S}_i^k(\bar{r}))| < \eta + |\tilde{h}_i^k(t_k) - \tilde{h}_i^k(\bar{r})| < \left(1 + \frac{1}{C_1 \varepsilon}\right) \eta < \varepsilon \quad (7.24)$$

provided for instance $\gamma < (1 + \frac{1}{C_1 \varepsilon})^{-1}$.

On the other hand, if $c_i = 0$ with $c_{i-1}^2 + c_{i+1}^2 \leq 1$ (i.e., either $c_{i-1} = c_{i+1} = 0$ or $c_{i-1} = 0 \neq c_{i+1}$ or $c_{i-1} \neq 0 = c_{i+1}$), then by the evolution equation (3.2), \tilde{h}_i^k satisfies

$$\frac{d}{dt} \tilde{h}_i^k = \begin{cases} 0 & \text{if } c_{i-1} = c_{i+1} = 0, \\ -\frac{\alpha c_{i-1} \delta_{i-1}}{\mathcal{H}^1(\tilde{S}_i^k) \mathcal{H}^1(\tilde{S}_{i-1}^k)^2 \sin \theta_i} & \text{if } c_{i+1} = 0 \neq c_{i-1}, \\ -\frac{\alpha c_{i+1} \delta_{i+1}}{\mathcal{H}^1(\tilde{S}_i^k) \mathcal{H}^1(\tilde{S}_{i+1}^k)^2 \sin \theta_{i+1}} & \text{if } c_{i-1} = 0 \neq c_{i+1}. \end{cases}$$

Thus, either $\tilde{h}_i^k \equiv 0$, or recalling (7.21) we conclude

$$\frac{1}{\mathcal{H}^1(\tilde{S}_i^k)} \leq \tilde{C}_2 \left| \frac{d}{dt} \tilde{h}_i^k \right| \quad (7.25)$$

for some $\tilde{C}_2 > 0$ depending only on α, φ and $\mathcal{F}_\alpha(\Gamma^0)$. Then by Cauchy inequality and (7.25),

$$\left| \frac{d}{dt} \tilde{h}_i^k \right| \leq \tilde{C}_2 \left| \frac{d}{dt} \tilde{h}_i^k \right|^2 \mathcal{H}^1(\tilde{S}_i^k) + \frac{1}{4\tilde{C}_2 \mathcal{H}^1(\tilde{S}_i^k)} \leq \tilde{C}_2 \left| \frac{d}{dt} \tilde{h}_i^k \right|^2 \mathcal{H}^1(\tilde{S}_i^k) + \frac{1}{4} \left| \frac{d}{dt} \tilde{h}_i^k \right|.$$

Therefore,

$$|\tilde{h}_i^k(\bar{r}) - \tilde{h}_i^k(t_k)| \leq \int_{t_k}^{\bar{r}} \left| \frac{d}{dt} \tilde{h}_i^k \right| \leq \frac{4\tilde{C}_2}{3} \int_{t_k}^{+\infty} \left| \frac{d}{dt} \tilde{h}_i^k \right|^2 \mathcal{H}^1(\tilde{S}_i^k) ds. \quad (7.26)$$

Since $\tilde{\Gamma}(t)$ is a constant translation of $\Gamma(t)$, recalling the energy dissipation equality (7.12) we conclude

$$\int_{t_k}^{+\infty} \left| \frac{d}{dt} \tilde{h}_i^k \right|^2 \mathcal{H}^1(\tilde{S}_i^k) ds = \int_{t_k}^{+\infty} \left| \frac{d}{dt} h_i \right|^2 \mathcal{H}^1(S_i) ds < \eta$$

for all large enough k , depending only on η . Then for such k , (7.26) implies

$$|\tilde{h}_i^k(\bar{r}) - \tilde{h}_i^k(t_k)| \leq \frac{4\tilde{C}_2}{3} \eta,$$

and thus, as in (7.24) we get

$$|H(\tilde{S}_i^k(\bar{r}), S_i^\infty)| < \eta + |\tilde{h}_i^k(t_k) - \tilde{h}_i^k(\bar{r})| < \left(1 + \frac{4\tilde{C}_2}{3}\right) \eta < \varepsilon$$

provided for instance $\gamma < (1 + \frac{4\tilde{C}_2}{3})^{-1}$. These contradictions imply that (7.23) is impossible, and hence $\bar{r} = +\infty$.

These observations show that in view of (7.6) and (7.9) as well as the choice of η and k , for any $t > t_k$ we have

$$\sum_{i \in J} |h_i(t) - h_i(t_k)| = \sum_{i \in J} |\tilde{h}_i^k(t) - \tilde{h}_i^k(t_k)| \leq \eta.$$

This estimate shows that the families $\{h_i(t)\}_{t>0}$, $i \in J$, are fundamental as $t \rightarrow +\infty$. Hence, there exists $\bar{h}_i := \lim_{t \rightarrow +\infty} h_i(t)$ for any $i \in J$. In particular, applying (7.6) at $t = t_k$ and letting $k \rightarrow +\infty$ we find that the limit of $\langle p_k, v_{S_i^0} \rangle$ exists for all $i \in J$. Since Γ^0 is closed, it has at least two sides with nonzero φ -curvature and nonparallel normals. Thus, the sequence p_k also converges to some p^∞ as $k \rightarrow +\infty$. Finally, we show that

$$\Gamma(t) \xrightarrow{K} -p^\infty + \Gamma^\infty \quad \text{as } t \rightarrow +\infty.$$

Indeed, for any $i \in J$ and $t > t_k$,

$$\begin{aligned} |H(-p^\infty + S_i^\infty, S_i(t))| &\leq |H(-p_k + S_i^\infty, -p^\infty + S_i^\infty)| + |H(S_i^\infty, p_k + S_i(t_k))| + |H(p_k + S_i(t_k), p_k + S_i(t))| \\ &\leq |p_k - p^\infty| + |H(S_i^\infty, p_k + S_i(t_k))| + |h_i(t_k) - \bar{h}_i(t)| \rightarrow 0 \end{aligned}$$

as $t \rightarrow +\infty$ and $k \rightarrow +\infty$.

Now fix any index $i \notin J$. Then $c_i = 0$ and $|c_{i-1}| = |c_{i+1}| = 1$. In particular, $i-1, i+1 \in J$ and hence, $h_{i-1}(t) \rightarrow \bar{h}_{i-1}$ and $h_{i+1}(t) \rightarrow \bar{h}_{i+1}$ as $t \rightarrow +\infty$. As in subcase 2.3 in the proof of Theorem 4.1, $S_{i-1}(t)$ and $S_{i+1}(t)$ are parallel, $v_{S_{i-1}(t)} = v_{S_{i+1}(t)} = v_{S_{i-1}^0} = v_{S_{i+1}^0}$, and we distinguish two cases:

- $\bar{h}_{i+1} \neq \bar{h}_{i-1} + \langle H(S_{i-1}^0, S_{i+1}^0), v_{S_{i-1}^0} \rangle$. Then

$$\begin{aligned} \mathcal{H}^1(S_i(t)) &\geq |H(S_{i-1}(t), S_{i+1}(t))| = |h_{i+1}(t) - h_{i-1}(t) - H(S_{i-1}(t), S_{i+1}(t))| \\ &> \frac{1}{4} |\bar{h}_{i+1} - \bar{h}_{i-1} - \langle H(S_{i-1}^0, S_{i+1}^0), v_{S_{i-1}^0} \rangle| =: \tilde{\varepsilon} \end{aligned}$$

provided $t > 0$ is large enough. Since $\mathcal{H}^1(S_i) = \mathcal{H}^1(\tilde{S}_i^k)$, recalling (7.22), as above we can show that $\{\tilde{h}_i^k(t)\}$ (and hence $\{h_i(t)\}$) is fundamental as $t \rightarrow +\infty$. In particular, $h_i(t) \rightarrow \bar{h}_i$ as $t \rightarrow +\infty$ for some $\bar{h}_i \in \mathbb{R}$.

- $\bar{h}_{i+1} = \bar{h}_{i-1} + \langle H(S_{i-1}^0, S_{i+1}^0), v_{S_{i-1}^0} \rangle$. In this case the segment $S_i(t)$ vanishes as $t \rightarrow +\infty$ and the segments $S_{i-1}(t)$ and $S_{i+1}(t)$ Kuratowski converge to a subset of the same straight line L_i satisfying $\bar{h}_{i+1} = \langle H(S_{i+1}^0, L_i), v_{S_i^0} \rangle$.

As we have seen at the end of the proof of Theorem 4.1 (c), these observations already suffice to conclude that $\Gamma(t) \xrightarrow{K} \bar{\Gamma}$ as $t \rightarrow +\infty$ for some closed set $\bar{\Gamma} \subset \mathbb{R}^2$. Since $\Gamma(t_k) \xrightarrow{K} -p^\infty + \Gamma^\infty$, it follows that $\bar{\Gamma} = -p^\infty + \Gamma^\infty$.

This completes the proof of Theorem 7.3. \square

8. SPECIAL SOLUTIONS IN CASE OF SQUARE ANISOTROPY

In this section we assume that W^φ is the square $[-1, 1]^2$ and classify some special solutions of the crystalline elastic flow.

8.1. Classification of stationary curves.

Theorem 8.1 (Stationary curves in the square anisotropy). *Let $\Gamma := \cup_{i=1}^n S_i$ be a stationary polygonal curve.*

- **Unbounded case.** *Suppose that S_1 and S_n are half-lines. Then up to translations, horizontal and vertical reflections and rotations by a multiple of 90° , Γ can be:*
 - *a staircase, i.e., $n \geq 2$ is any integer, the angles of Γ alternates, e.g., $\theta_i = \pi/2$ for all even indices, while $\theta_i = 3\pi/2$ for all odd indices, and the segments have arbitrary positive lengths (see Fig. 11);*



FIG. 11. Staircases.

- a *right-angle chain*, i.e., is a union of $m \geq 1$ right-angles of sidelength $\sqrt{2\alpha}$, formed by $3m - 1$ segments and two half-lines (i.e., $n = 3m + 1$); here $\mathcal{H}^1(S_{3i+2}) = \mathcal{H}^1(S_{3i+3}) = \sqrt{2\alpha}$ for all $0 \leq i \leq m - 1$, and the segments S_{3i+1} with $0 < i < m$ have arbitrary length and zero ϕ -curvature, i.e. $c_{3i+1} = 0$ (see Fig. 12);

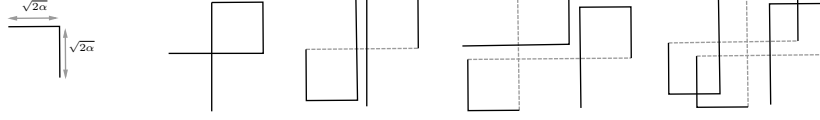


FIG. 12. A right-angle and unbounded right-angle chains with $m = 1, 2, 3, 4$. Zero ϕ -curvature segments are depicted by dashed segments.

- a *double-right-angle chain*, i.e., it is a union of $m \geq 1$ double-right-angles consisting of a union of two horizontal segments of length $a, b > 0$ with

$$\frac{1}{a^2} + \frac{1}{b^2} = \frac{1}{2\alpha}$$

and one vertical segment of length $\sqrt{2\alpha}$, formed by $4m - 1$ segments and two half-lines (i.e., $n = 4m + 1$); here $\mathcal{H}^1(S_{4i+3}) = \sqrt{2\alpha}$ for all $0 \leq i \leq m - 1$, $\mathcal{H}^1(S_{8i+2}) = \mathcal{H}^1(S_{8i}) = a$ for all $0 \leq i \leq \lfloor m/2 \rfloor$, $\mathcal{H}^1(S_{8i+4}) = \mathcal{H}^1(S_{8i+6}) = b$ for all possible $i \geq 0$, and all segments S_{4i+1} with $0 < i < m$ have arbitrary length and zero ϕ -curvature, i.e., $c_{4i+1} = 0$ (see Fig. 13);

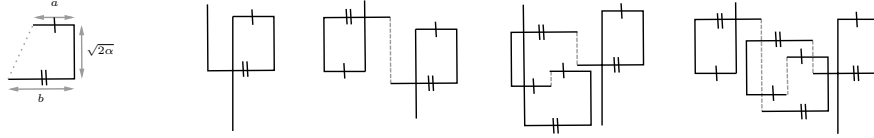


FIG. 13. A double-right-angle and unbounded double-right-angle chains with $m = 1, 2, 3, 4$. Zero ϕ -curvature segments are depicted by vertical dashed segments.

- **Closed case.** Up to translations, horizontal and vertical reflections and rotations by a multiple of 90° , Γ can be:

- a *right-angle chain*, i.e., it is a union of $2m \geq 2$ right-angles of sidelength $\sqrt{2\alpha}$, formed by $n = 6m$ segments; here $\mathcal{H}^1(S_{3i+1}) = \mathcal{H}^1(S_{3i+2}) = \sqrt{2\alpha}$ for all $0 \leq i \leq 2m - 1$, and the segments S_{3i} with $1 \leq i \leq 2m$ have zero ϕ -curvature, i.e. $c_{3i} = 0$ (see Fig. 14). Moreover, if $m = 1$, $\mathcal{H}^1(S_3) = \mathcal{H}^1(S_6) = 2\sqrt{2\alpha}$, while if $m > 1$, all zero ϕ -curvature segments S_{3i} with $1 \leq i < 2m$ can have arbitrarily length and S_{6m} is uniquely defined;

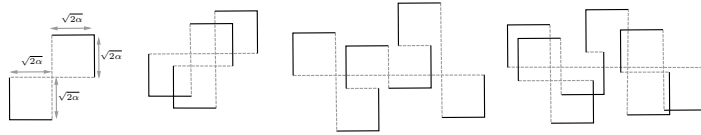


FIG. 14. Closed right-angle chains with $m = 1, 2, 3, 4$. Zero ϕ -curvature segments are depicted by dashed segments.

- a *double-right-angle chain*, i.e., it is a union of $2m \geq 2$ double-right-angles consisting of a union of two horizontal segments of length $\sqrt{4\alpha}$ and one vertical segment of length $\sqrt{2\alpha}$, formed by $n = 8m$ segments; here $\mathcal{H}^1(S_{2i}) = \sqrt{4\alpha}$ for all $1 \leq i \leq 4m$, $\mathcal{H}^1(S_{4i+3}) = \sqrt{2\alpha}$ for all $0 \leq i < 2m$, and all segments S_{4i+1} with $0 \leq i < 2m$ have zero ϕ -curvature, i.e., $c_{4i+1} = 0$ (see Fig. 15). Moreover, Γ lies in the strip $[-\sqrt{4\alpha}, \sqrt{4\alpha}] \times \mathbb{R}$, all vertical segments with transition number $c \in \{-1, 0, 1\}$ are located on

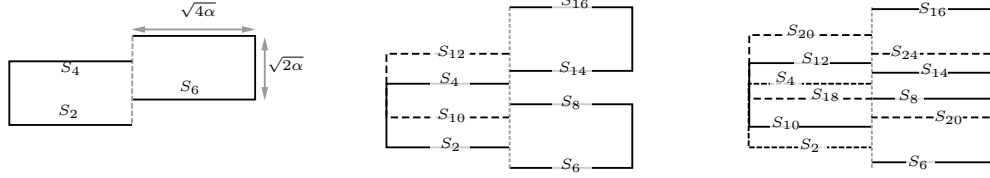


FIG. 15. Closed double-right-angle chains with $m = 1, 2, 3$. Zero φ -curvature segments are depicted by vertical dashed segments.

- the vertical line $\{c\sqrt{4\alpha}\} \times \mathbb{R}$. In particular, m double-right-angles are contained in $[-\sqrt{4\alpha}, 0] \times \mathbb{R}$, while the remaining m are contained in $[0, \sqrt{4\alpha}] \times \mathbb{R}$.
- a square of sidelength $\sqrt{4\alpha}$, i.e., a Wulff shape of radius $\sqrt{\alpha}$ (see Fig. 16)

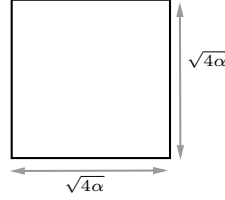


FIG. 16. A Wulff shape of radius $\sqrt{\alpha}$.

We have already seen in Example 5.1 that any Wulff shape of radius $\sqrt{\alpha}$ is a stationary curve. Moreover, one can readily check that closed right-angle and double-right-angle chains have 0-index. Thus, the only stationary curve with a nonzero index is a square.

Proof. If $c_i = 1$, then c_{i-1} and c_{i+1} cannot be 0 simultaneously. This prevents holes or hills in Γ , see Fig. 17 (a).

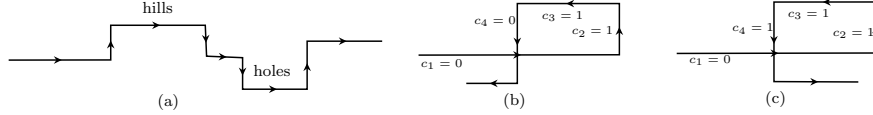


FIG. 17.

First, assume that $c_1 = c_2 = 0$. Then by (6.2), $c_3 = 0$. Repeating the same argument, we conclude $c_i = 0$ for all $1 \leq i \leq n$, i.e., all segments have zero φ -curvature. In this case, the curve Γ^0 is an unbounded staircase, i.e. n is any integer, S_1 and S_n are half-lines, and angles θ_i of Γ are alternatively $\pi/2$ and $3\pi/2$, see Fig. 11. Clearly, the length of the segments can be arbitrary and any horizontal or vertical reflections, and $\pm 90^\circ$ -rotations of such curves are also stationary.

Next, assume that $c_1 = 0$ and $c_2 = 1$, i.e., either S_1 is a half-line or Γ is neither convex nor concave near S_1 , but locally convex near S_2 . Then by admissibility and (6.2) (applied with $i = 2$), it is locally convex also near S_3 , so that $c_3 = 1$ and $\mathcal{H}^1(S_3) = \sqrt{2\alpha}$ (see Fig. 17 (b) and (c)). Now there are two cases.

Case 1: $c_4 = 0$. In this case, necessarily, $c_5 = c_6 = -1$, and thus, $\mathcal{H}^1(S_5) = \mathcal{H}^1(S_6) = \sqrt{2\alpha}$. Then again by (6.2), $c_7 = 0$, and we continue until we reach S_n . In view of this observation and an induction argument, $c_{3i+1} = 0$ for all $0 \leq i$ with $3i+1 \leq n$ and the segments S_{3i+2} and S_{3i+3} form a right-angle. Moreover, each segment of 0 transition number is joined to two segments, one with positive and the other with negative transition numbers.

- Assume that Γ is unbounded, i.e., S_1 and S_n are half-lines. As $c_1 = c_n = 0$, we have necessarily $n = 3m + 1$ for some $m \geq 1$. In this case, Γ is an unbounded right-angle chain (see Fig. 12).

- Assume that Γ is bounded. Let us group the segments as $(S_{3i+1}, S_{3i+2}, S_{3i+3})$ for each $i \geq 0$, where $S_{n+k} = S_k$. Then the triplet $(c_{3i+1}, c_{3i+2}, c_{3i+3})$ is either $(0, 1, 1)$ or $(0, -1, 1)$. Since S_n, S_1 and S_2 are three consecutive segments of Γ , and $c_1 = 0$ and $c_2 = 1$, by (6.2) we have $c_n = -1$. This shows $c_{n-1} = -1$ and $c_{n-2} = 0$, i.e., n must be divisible by 3. Moreover, the triplets $(c_{3i+1}, c_{3i+2}, c_{3i+3})$ starts with $(0, 1, 1)$ and alternates with $(0, -1, 1)$. As we have seen, the last triplet is $(0, -1, 1)$, and thus, the number of triplets must be even, i.e., n is also even. This implies $n = 6m$ for some $m \geq 1$ and Γ is a union of $2m$ right-angles. Moreover, all segments with nonzero transition number have length $\sqrt{2\alpha}$, the segments S_{6i+2}, S_{6i+3} for $0 \leq i < m$, forming m right-angles, have positive φ -curvature, equal to $\frac{1}{\sqrt{\alpha}}$, while the segments S_{6i+5}, S_{6i+6} for $0 \leq i < m$, forming the remaining m right-angles, have negative φ -curvature, equal to $-\frac{1}{\sqrt{\alpha}}$. Furthermore, all, but one, segments with zero transition number can have arbitrary length and the exceptional segment is necessary to close the curve and make it admissible, see Fig. 14.

Case 2: $c_4 = 1$. In this case, by (6.2), the segments S_2 and S_4 must satisfy

$$\frac{1}{\mathcal{H}^1(S_2)^2} + \frac{1}{\mathcal{H}^1(S_4)^2} = \frac{1}{2\alpha} \quad (8.1)$$

so that both lengths are larger than $\sqrt{2\alpha}$. Since $\mathcal{H}^1(S_3) = \sqrt{2\alpha}$ and $c_4 = 1$, again by (6.2) we conclude $c_5 = 0$. Clearly, $c_6 \neq 0$ and thus Γ must be concave near S_6 , i.e., in (6.2) we have $c_6 = -1$ and $\theta_6 = \pi/2$ so that $\mathcal{H}^1(S_6) = \mathcal{H}^1(S_4)$. Then the same observation above yields $c_7 = -1$, $\mathcal{H}^1(S_7) = \sqrt{2\alpha}$, the segments S_8 and S_6 satisfies the same relation in (8.1) so that $\mathcal{H}^1(S_8) = \mathcal{H}^1(S_2)$. Then again $c_9 = 0$ and now it is the turn of three segments with positive transition number and so on. By induction, we can show $c_{4i+1} = 0$, $\mathcal{H}^1(S_{4i+3}) = \sqrt{2\alpha}$, $\mathcal{H}^1(S_{8i+2}) = \mathcal{H}^1(8i+8) = a$ and $\mathcal{H}^1(S_{8i+4}) = \mathcal{H}^1(S_{8i+6}) = b$ for all meaningful $i \geq 1$ (i.e., those indices not exceeding n) and for some $a, b > \sqrt{2\alpha}$ with

$$\frac{1}{a^2} + \frac{1}{b^2} = \frac{1}{2\alpha}.$$

Rotating Γ by $\pm 90^\circ$ we may assume that S_1 is vertical and directed upwards.

- Assume that Γ is unbounded, i.e., S_1 and S_n are half-lines. As $c_1 = c_n = 0$, we have $n = 4m + 1$ for some $m \geq 1$. In this case, Γ is a union of m double-right-angles formed by two horizontal segments of length a and b and one vertical segment of length $\sqrt{2\alpha}$, see Fig. 13.
- Assume that Γ is bounded. As S_n, S_1, S_2, S_3 are consecutive segments, we have $c_n = -1$ and $\mathcal{H}^1(S_n) = \mathcal{H}^1(S_2) = a$. As in the previous case, grouping $(S_{4i+1}, S_{4i+2}, S_{4i+3}, S_{4i+4})$ for $i \geq 0$ and observing that corresponding quartets $(c_{4i+1}, c_{4i+2}, c_{4i+3}, c_{4i+4})$ form an alternating series of $(0, 1, 1, 1)$ and $(0, -1, -1, -1)$, we deduce n must be divisible by 8, i.e., $N = 8m$ for some $m \geq 1$.

We claim that $a = b = \sqrt{4\alpha}$. Let us show that if $a \neq b$, then Γ cannot be not closed by means of finite number of double-right-angles. Indeed, as S_1 is vertical and directed upwards (along with the vector $(0, 1)$), all segments S_{4i+1} with zero transition number are also vertical and directed upwards. Moreover, horizontal segments of length a are directed to the right (along with $(1, 0)$), while all horizontal segments of length b are directed to the left (along with $(-1, 0)$). Thus, after passing each double-right-angle, we move $|a - b|$ units along the horizontal axis, namely, to the right of S_1 if $a > b$ and to the left of S_1 if $a < b$. Thus, in $2m$ steps we reach a point Z with horizontal coordinate equal to $2n|a - b|$, which is nonzero by assumption $a \neq b$. However, as Γ is closed, Z must be the starting point of S_1 , a contradiction. Thus, $a = b$.

This equality shows that if S_1 lies on the vertical axis, all vertical lines with transition number $c \in \{-1, 0, 1\}$ are contained in the vertical line $\{c\sqrt{4\alpha}\} \times \mathbb{R}$. Moreover, m double-right-angles lie in the strip $[0, \sqrt{4\alpha}] \times \mathbb{R}$ and the remaining m lie in $[-\sqrt{4\alpha}, 0] \times \mathbb{R}$.

Now assume that all $c_i = 1$, i.e., Γ is a bounded convex curve. Let $\mathcal{H}^1(S_1) = a_1$ and $\mathcal{H}^1(S_2) = a_2$. Then by (6.2) there exists $a_3, a_4 > 0$ with

$$\frac{1}{a_1^2} + \frac{1}{a_3^2} = \frac{1}{2\alpha} \quad \text{and} \quad \frac{1}{a_2^2} + \frac{1}{a_4^2} = \frac{1}{2\alpha}$$

such that $\mathcal{H}^1(S_3) = a_3$ and $\mathcal{H}^1(S_4) = a_4$. Using (6.2) and an induction argument, we can show $\mathcal{H}^1(S_{4i+j}) = a_j$ for $j = 1, 2, 3, 4$ and meaningful $i \geq 1$. If $a_1 \neq a_2$, as in the case of double-right-angles, we can show that Γ

cannot be closed. Thus, $a_1 = a_3$ and hence $a_2 = a_4$. Then by definition $a_j = \sqrt{4\alpha}$, i.e., Γ is a square (Wulff shape) of sidelength $\sqrt{4\alpha}$. \square

8.2. Translating solutions. In this section we are interested in grim reaper-type solutions of (3.2). We start with a general definition.

Definition 8.2. Let φ be a crystalline anisotropy. An admissible polygonal curve Γ is called *translating* provided that there exist a vector $\eta \in \mathbb{S}^1$ (called translation direction) and constant $\lambda > 0$ (called translation velocity) such that the set of the signed heights from the segments/half-lines of

$$\Gamma(t) := \lambda t \eta + \Gamma, \quad t \geq 0,$$

is the solution of the system (3.2).

Some comments are immediate:

- In view of Theorems 7.1 and 7.3, any bounded polygonal curve cannot be translating.
- Let Γ be translating in the direction η . Then the half-lines of Γ should be parallel. We expect that if the half-lines are opposite directed, then for the evolution of segments, analogous long-time behaviours as in Theorems 7.1 and 7.3 should hold. When the half-lines are co-directed, one can readily check that W^φ should have two facets parallel to η , in which case, the segments S_i of Γ parallel to η does not translate, i.e., $h_i \equiv 0$.

Now we study translating solutions in the case of when the Wulff shape is $W^\varphi := [-1, 1]^2$. Let us start with some examples.

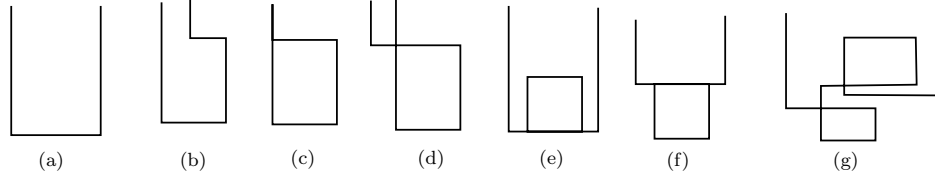


FIG. 18. Curves in Examples 8.3, 8.4 and 8.5.

Example 8.3. As we mentioned in Example 5.2, every unbounded admissible polygonal curve $\Gamma = S_1 \cup S_2 \cup S_3$ with angles $\theta_2 = \theta_3 = \pi/2$ (Fig. 18 (a)) is translating in the direction of the half-lines. Let us add two more segments to Γ , i.e., let $\Gamma = \cup_{i=1}^5 S_i$ be an unbounded admissible polygonal curve with angles $\theta_2 = \theta_3 = \theta_4 = \pi/2$ and $\theta_5 = 3\pi/2$. Then Γ is translating with velocity $\lambda > 0$ if and only if $\lambda \in (0, \frac{2}{\sqrt{2\alpha}})$ and

$$\mathcal{H}^1(S_2) = \sqrt{2\alpha}, \quad \mathcal{H}^1(S_3) = \sqrt{\frac{2\alpha}{1 - \frac{\lambda\sqrt{2\alpha}}{2}}}, \quad \mathcal{H}^1(S_4) = 2 - \lambda\sqrt{2\alpha}. \quad (8.2)$$

Indeed, in view of the assumption on Γ , the evolution equation (3.2) for segments together with the translation assumption imply

$$h'_2 = \frac{2}{l_2} \left(1 - \frac{2\alpha}{l_2^2}\right) = \lambda, \quad h'_3 = \frac{2}{l_3} \left(1 - \frac{2\alpha}{l_3^2}\right) = 0, \quad h'_4 = \frac{2}{l_4} \left(-\frac{2\alpha}{l_4^2}\right) = -\lambda,$$

where $l_i := \mathcal{H}^1(S_i)$. Here $h'_4 = -\lambda$ is because the normal to S_4 is $-\mathbf{e}_2$. One can readily check that this equation admits a solution if and only if $\lambda \in (0, \frac{2}{\sqrt{2\alpha}})$ and in this case (l_2, l_3, l_4) are uniquely given by (8.2). Note that if $\lambda + 1 > \frac{2}{\sqrt{2\alpha}}$, then Γ is embedded (Fig. 18 (b)), if $\lambda + 1 = \frac{2}{\sqrt{2\alpha}}$, then the half-lines of Γ lie on the same straight line (Fig. 18 (c)) and if $\lambda + 1 < \frac{2}{\sqrt{2\alpha}}$, then Γ has a self-intersection (Fig. 18 (d)).

Let us consider curves with a rectangle

Example 8.4. (a) Assume that $\Gamma = \cup_{i=1}^6 S_i$ is an unbounded admissible polygonal curve with angles $\theta_i = \pi/2$ (Fig. 18 (e)). Then Γ translates in the direction of half-lines with velocity $\lambda > 0$ if and only if there exists $a \in (\sqrt{2\alpha}, \sqrt{4\alpha})$ such that

$$\lambda = \left(\frac{1}{2\alpha} \left[\frac{1}{4(1-\frac{2\alpha}{a^2})^2} + \frac{1}{4(\frac{4\alpha}{a^2}-1)^2} \right]^{-1} \right)^{1/2}$$

and the lengths of the segments of Γ are uniquely determined as

$$\mathcal{H}^1(S_2) = \mathcal{H}^1(S_6) = \frac{2}{\lambda} \left(1 - \frac{2\alpha}{a^2} \right), \quad \mathcal{H}^1(S_3) = \mathcal{H}^1(S_5) = a, \quad \mathcal{H}^1(S_4) = \frac{2}{\lambda} \left(\frac{4\alpha}{a^2} - 1 \right).$$

Indeed, the corresponding system of ODEs (3.2) is represented as

$$\begin{cases} h'_2 = \frac{2}{l_2} \left(1 - \frac{2\alpha}{l_3^2} \right) = \lambda, \\ h'_3 = \frac{2}{l_3} \left(1 - 2\alpha \left(\frac{1}{l_2^2} + \frac{1}{l_4^2} \right) \right) = 0, \\ h'_4 = \frac{2}{l_4} \left(1 - 2\alpha \left(\frac{1}{l_3^2} + \frac{1}{l_5^2} \right) \right) = -\lambda, \\ h'_5 = \frac{2}{l_5} \left(1 - 2\alpha \left(\frac{1}{l_4^2} + \frac{1}{l_6^2} \right) \right) = 0, \\ h'_6 = \frac{2}{l_6} \left(1 - \frac{2\alpha}{l_5^2} \right) = \lambda, \end{cases}$$

where $l_i := \mathcal{H}^1(S_i)$. Comparing the equations for h'_3 and h'_5 , we immediately find $l_2 = l_6$. Then the equations for h'_2 and h'_6 imply $l_3 = l_5$. Thus, from the equations for h'_2 and h'_4 as well as the positivity of λ , we get $a := l_3 \in (\sqrt{2\alpha}, \sqrt{4\alpha})$. Thus, given such a ,

$$l_2 = l_6 = \frac{2}{\lambda} \left(1 - \frac{2\alpha}{a^2} \right), \quad l_4 = \frac{2}{\lambda} \left(\frac{4\alpha}{a^2} - 1 \right),$$

and thus,

$$\frac{1}{2\alpha} = \frac{1}{l_2^2} + \frac{1}{l_4^2} = \frac{\lambda^2}{4(1-\frac{2\alpha}{a^2})^2} + \frac{\lambda^2}{4(\frac{4\alpha}{a^2}-1)^2}.$$

This equation admits a unique positive solution in λ , and the assertion follows. Notice that Γ has a vertical axial symmetry.

(b) Assume that $\Gamma = \cup_{i=1}^6 S_i$ is an admissible polygonal curve with angles $\theta_2 = \theta_6 = \pi/2$ and $\theta_3 = \theta_4 = \theta_5 = 3\pi/2$ (Fig. 18 (f)). As in (a), from (3.2) and the translation condition we deduce that Γ is translating if and only if its velocity and length of segments satisfy the system

$$l_4 = \sqrt{2\alpha}, \quad \frac{4\alpha}{l_2 l_3^2} = \lambda, \quad \frac{4\alpha}{l_6 l_5^2} = \lambda, \quad \frac{2}{l_4} \left(1 - 2\alpha \left(\frac{1}{l_3^2} + \frac{1}{l_5^2} \right) \right) = \lambda.$$

Thus, if we fix $a := l_2$, then

$$l_2 = a, \quad l_3 = \sqrt{\frac{4\alpha}{\lambda a}}, \quad l_4 = \sqrt{2\alpha}, \quad l_5 = \sqrt{\frac{4\alpha}{2 - \lambda\sqrt{2\alpha} - \lambda a}}, \quad l_6 = \frac{2 - \lambda\sqrt{2\alpha} - \lambda a}{\lambda}. \quad (8.3)$$

To have $l_5, l_6 > 0$ we should have $2 - \lambda\sqrt{2\alpha} - \lambda a > 0$. This implies λ must satisfy $0 < \lambda < \frac{2}{a + \sqrt{2\alpha}}$. In conclusion, Γ is translating with velocity λ if and only if there exists $a > 0$ such that $0 < \lambda < \frac{2}{a + \sqrt{2\alpha}}$. In this case, the lengths of the segments of Γ are uniquely given by (8.3). Notice that, unlike (a), Γ not necessarily admits a vertical symmetry.

Now consider an example with two rectangles, which is not translating.

Example 8.5. Assume that $\Gamma = \cup_{i=1}^{10} S_i$ is an unbounded admissible polygonal curve with angles $\theta_2 = \theta_7 = \theta_8 = \theta_9 = \theta_{10} = \pi/2$ and $\theta_3 = \theta_4 = \theta_5 = \theta_6 = 3\pi/2$ (Fig. 18 (g)); thus, Γ has two rectangles. Let us show that such Γ cannot be translating. Indeed, by (3.2) and the translating assumption

$$h'_7 = \frac{2}{l_7} \left(1 - \frac{1}{l_8^2} \right) = 0, \quad h'_9 = \frac{2}{l_9} \left(1 - 2\alpha \left(\frac{1}{l_8^2} + \frac{1}{l_{10}^2} \right) \right) = 0.$$

Thus, by the first equation, $l_8 = \sqrt{2\alpha}$, but from the second one,

$$0 = 1 - \frac{2\alpha}{l_8^2} - \frac{2\alpha}{l_{10}^2} = -\frac{2\alpha}{l_{10}^2} < 0,$$

a contradiction.

These examples show that in general a complete classification of all possible translating solutions (as is done in the stationary case) is not so easy. Still, we can provide a classification under extra assumptions.

Let us study translating polygonal curve. admissible with $W^\varphi = [-1, 1]$; note that a curve is convex in this case if and only if all segments have the same nonzero transition constant. Moreover, since each rectangle contributes with four segments, by induction we can show that if $\Gamma = \cup_{i=1}^n S_i$ is convex and has two parallel co-directed half-lines, then $n = 4m + 3$ for some $m \geq 0$, which represents the number of rectangles. Note that the curve Γ with a single segment in Example 8.3 and with a single rectangle in Example 8.4 (a) are the only such translating convex curves for $m = 0$ and $m = 1$. Below we study translating convex curves with $m \geq 2$.

Theorem 8.6 (Translating convex curves). *Let $W^\varphi = [-1, 1]^2$ and let $\Gamma = \cup_{i=1}^n S_i$ with $n = 4m + 3$ for some $m \geq 2$ be a translating convex curve with angles $\theta_i = \pi/2$ (so that $c_1 = c_n = 0$ and $c_i = -1$ for all $2 \leq i \leq n - 1$). Then there exists a constant $a > 0$ satisfying*

$$\frac{1}{2\alpha} < a < \frac{m+1}{2m\alpha} \quad (8.4)$$

such that the length of the segments and the translation velocity of Γ are uniquely defined by a . In particular, Γ is uniquely defined (up to a translation) and has an axial symmetry.

The explicit form of the length and velocity will be given in the course of the proof.

Proof. Without loss of generality assume that the translation direction is \mathbf{e}_2 . Since the vertical segments do not translate, $h_i \equiv 0$ for all odd indices i . For shortness, we write $l_i := \mathcal{H}^1(S_i)$. Then the evolution equation (3.2) is represented as

$$\begin{cases} h'_2 = \frac{2}{l_2} \left(1 - \frac{2\alpha}{l_3^2}\right) = \lambda, \\ h'_i = \frac{2}{l_i} \left(1 - 2\alpha \left(\frac{1}{l_{i-1}^2} + \frac{1}{l_{i+1}^2}\right)\right) = \begin{cases} 0 & i = 3, 5, \dots, 4m+1, \\ -\lambda & i = 4, 8, \dots, 4m, \\ \lambda & i = 6, 10, \dots, 4m-2, \end{cases} \\ h'_{4m+2} = \frac{2}{l_{4m+2}} \left(1 - \frac{2\alpha}{l_{4m+1}^2}\right) = \lambda. \end{cases} \quad (8.5)$$

In view of equations for h'_i with odd indices,

$$\frac{1}{2\alpha} = \frac{1}{l_{4i-2}^2} + \frac{1}{l_{4i}^2} = \frac{1}{l_{4i}^2} + \frac{1}{l_{4i+2}^2}, \quad i = 1, \dots, m, \quad (8.6)$$

and hence,

$$l_2 = l_6 = \dots = l_{4m+2} \quad \text{and} \quad l_4 = l_8 = \dots = l_{4m}.$$

Thus, from the equations for h'_2 and h'_{4m+2} we deduce $l_3 = l_{4m+1}$. Moreover, from the equations for h'_{4i+2} and h'_{4i} , we find

$$a := \frac{1}{l_3^2} + \frac{1}{l_5^2} = \frac{1}{l_7^2} + \frac{1}{l_9^2} = \dots = \frac{1}{l_{4m-1}^2} + \frac{1}{l_{4m+1}^2}$$

and

$$b := \frac{1}{l_5^2} + \frac{1}{l_7^2} = \frac{1}{l_9^2} + \frac{1}{l_{11}^2} = \dots = \frac{1}{l_{4m-3}^2} + \frac{1}{l_{4m-1}^2},$$

where by (8.5) and the positivity of λ , the numbers a and b satisfy

$$a > \frac{1}{2\alpha} > b. \quad (8.7)$$

Recalling $l_3 = l_{4m+1}$, from these equalities we deduce

$$l_3 = l_{4m+1}, \quad l_5 = l_{4m-1}, \quad \dots, \quad l_{2m+1} = l_{2m+3}. \quad (8.8)$$

Assume first m is even, i.e., $m = 2k$ for some $k \geq 1$, and setting $x_i := \frac{1}{l_i^2}$ for the moment, consider the system of equations

$$\begin{cases} x_3 + x_5 = x_7 + x_9 = \dots = x_{4k-1} + x_{4k+1} = a, \\ x_5 + x_7 = x_9 + x_{11} = \dots = x_{4k+1} + x_{4k+3} = b. \end{cases} \quad (8.9)$$

From the last equality in (8.8), $x_{4k+1} = x_{4k+3}$, and hence, $x_{4k+1} = b/2$. Then from the system (8.9) we find

$$\begin{cases} x_{3+4i} = (k-i)a - \frac{2k-2i-1}{2}b & i = 0, 1, \dots, k-1, k, \\ x_{1+4i} = \frac{2k-2i+1}{2}b - (k-i)a & i = 1, \dots, k-1, k. \end{cases}$$

Since $x_i = 1/l_i^2$, these numbers should be positive. By assumption (8.7), we already have $x_{3+4i} > 0$, but to have $x_{1+4i} > 0$ we should assume

$$b > \frac{2k-2i}{2k-2i+1}a \quad \text{for all } i = 1, \dots, k,$$

which implies

$$b > \frac{2k-2}{2k-1}a = \frac{m-2}{m-1}a. \quad (8.10)$$

Thus, assuming a and b satisfy (8.7) and (8.10), we can uniquely represent the length of segments with odd indices by a and b as

$$\begin{cases} l_{3+4i} = l_{8k-4i+1} = \frac{1}{\sqrt{(k-i)a - \frac{2k-2i-1}{2}b}} & \text{for } i = 0, 1, \dots, k-1, k, \\ l_{1+4i} = l_{8k-4i+3} = \frac{1}{\sqrt{\frac{2k-2i+1}{2}b - (k-i)a}} & \text{for } i = 1, \dots, k-1, k. \end{cases}$$

Then by (8.5)

$$l_4 = l_8 = \dots = l_{4m} = \frac{2(2a\alpha - 1)}{\lambda}, \quad l_2 = l_6 = \dots = l_{4m+2} = \frac{2(1 - 2b\alpha)}{\lambda},$$

where the translation velocity $\lambda > 0$ can be obtained as the unique solution of

$$\frac{1}{2\alpha} = \frac{\lambda^2}{4(2a\alpha - 1)^2} + \frac{\lambda^2}{4(1 - 2b\alpha)^2},$$

which comes from (8.6).

Finally, let us find a relation between a and b . From the first equation in (8.9) we have

$$1 - 2\alpha \left(ka - \frac{2k-1}{2}b \right) = \frac{\lambda}{2} \frac{2(1 - 2b\alpha)}{\lambda},$$

which simplifies to

$$b = \frac{m}{m+1}a.$$

Notice that this choice of b satisfies (8.10), but to obtain (8.7) we should ask additionally $a < \frac{m+1}{2m\alpha}$. Using these relations we can uniquely identify the length of the segments of Γ and its translation velocity λ in terms of a . Since the angles of Γ are known, these lengths uniquely define Γ (up to a translations).

Now assume m is odd, i.e., $m = 2k+1$ for some $k \geq 1$. In this case, the system (8.9) becomes

$$\begin{cases} x_3 + x_5 = x_7 + x_9 = \dots = x_{4k+3} + x_{4k+5} = a, \\ x_5 + x_7 = x_9 + x_{11} = \dots = x_{4k+1} + x_{4k+3} = b, \end{cases}$$

where by the last equality in (8.8), $x_{4k+3} = x_{4k+5}$. Thus, as above b satisfies

$$b > \frac{2k-1}{2k}a = \frac{m-2}{m-1}a \quad (8.11)$$

and

$$\begin{cases} l_{3+4i} = l_{8k-4i+5} = \frac{1}{\sqrt{\frac{2k-2i+1}{2}a - (k-i)b}} & \text{for } i = 0, 1, \dots, k-1, k, \\ l_{5+4i} = l_{8k-4i+3} = \frac{1}{\sqrt{(k-i)b - \frac{2k-2i-1}{2}a}} & \text{for } i = 0, \dots, k-1, k. \end{cases}$$

The definitions of l_i with even indices and the translation velocity λ do not change, and the relation between a and b reads as

$$1 - 2\alpha \left(\frac{2k+1}{2}a - kb \right) = \frac{\lambda}{2} \frac{2(1-2b\alpha)}{\lambda},$$

which simplifies again to

$$b = \frac{m}{m+1}a,$$

and if we assume (8.4), b satisfies both (8.7) and (8.11). Then as above, using a we can define Γ and λ uniquely (up to a translation).

The explicit formulas for the length imply that the segments of Γ are arranged symmetrically with respect to the median line of the strip bounded by the two half-lines of Γ . Hence, Γ itself is axially symmetric. \square

Inspired from Example 8.5 we can perform a similar classification in a slightly more general situation. For simplicity, let us call an unbounded curve $\Gamma := \cup_{i=1}^n S_i$ *nice* if $n = 4m + 3$ for some $m \geq 0$ and $\theta_{4j+3} = \theta_{4j+4} = \theta_{4j+5} = \theta_{4j+6} \in \{\pi/2, 3\pi/2\}$ for any $j = 0, 1, \dots, m-1$. Notice that $c_i \neq 0$ for all indices $1 < i < n$ such that i is either odd or divisible by 4. Let us call a rectangle R of Γ *convex* resp. *concave* if all the angles Γ at the vertices of R are $\pi/2$ resp. $3\pi/2$. Let us also call the rectangle consisting of segments $S_{4j-1}, S_{4j}, S_{4j+1}$ and S_{4j+2} the j -th rectangle of Γ .

Theorem 8.7 (A possible structure of nice translating curves). *Let $W^\varphi = [-1, 1]^2$ and $\Gamma = \cup_{i=1}^n S_i$ be a nice translating curve.*

- Assume that $\theta_2 = \pi/2$. Then Γ is convex.
- Assume that $\theta_2 = 3\pi/2$. Then Γ consists of a union of (possibly alternating) chain of convex and concave rectangles. Moreover, two convex rectangles cannot be consecutive and $\theta_{n-1} = 3\pi/2$. In particular, the first and last rectangles of Γ are concave.

Proof. Assume that $\theta_2 = \pi/2$. Then by the niceness assumption, $\theta_3 = \theta_4 = \theta_5 = \pi/2$. Assume that $\theta_6 = 3\pi/2$ so that $c_6 = 0$. Then as in Example 8.5, using the ODE for h'_3 and h'_5 we find

$$h'_3 = \frac{2}{l_3} \left(1 - 2\alpha \left(\frac{1}{l_2^2} + \frac{1}{l_4^2} \right) \right) = 0, \quad h'_5 = \frac{2}{l_5} \left(1 - \frac{1}{l_4^2} \right) = 0.$$

Thus,

$$0 = 1 - \frac{2\alpha}{l_2^2} - \frac{2\alpha}{l_4^2} = -\frac{2\alpha}{l_2^2} < 0,$$

a contradiction and $\theta_6 = \pi/2$. Using this argument and niceness inductively, we conclude all angles are $\pi/2$, and hence, Γ is convex.

Assume that $\theta_2 = 3\pi/2$. Suppose that $\theta_{4i-2} = 3\pi/2$ and the i -th rectangle has angles $\theta_{4i-1} = \dots = \theta_{4i+2} = \pi/2$. If $\theta_{4i+3} = \pi/2$, then the $(i-1)$ -th and i -th rectangles are as in Example 8.5: using the ODE for h'_{4i-1} and h'_{4i+1} we get a contradiction as above. This contradiction together with the assumption $\theta_2 = 3\pi/2$ show that Γ starts with a concave rectangle, each chain of consecutive concave rectangles may end with a single convex rectangle and the last rectangle is also concave. \square

9. FINAL REMARKS IN THE UNBOUNDED CASE

In this final section we state some conjectures related to the crystalline elastic evolution of unbounded curves with a crystalline anisotropy φ in \mathbb{R}^2 .

Conjecture 1. *Let $\Gamma^0 := \cup_{i=1}^n S_i^0$ be an unbounded admissible polygonal curve and $\{\Gamma(t)\}_{t \in [0, T^\dagger)}$ be the unique maximal crystalline elastic flow starting from Γ^0 . If $T^\dagger < +\infty$, then:*

- (a) $t \mapsto \Gamma(t)$ is Kuratowski continuous in $[0, T^\dagger]$,

(b) the set

$$\bigcup_{t \in [0, T^+]} \bigcup_{i=2}^{n-1} S_i(t)$$

is bounded,

(c) there exists an index $i \in \{2, \dots, n-1\}$ such that

$$\lim_{t \nearrow T^+} \mathcal{H}^1(S_i(t)) = 0.$$

We expect the proof of this conjecture runs along the lines of Theorem 4.1, however, due to unboundedness, we cannot drop D in Corollary 3.5 and hence, to prevent a translation to infinity in a finite time, we need some sort of rescaling. If the conjecture is true, we can restart the flow after singularity inductively and, as in Theorem 4.2, we can define a unique globally defined Kuratowski continuous elastic flow $\{\Gamma(t)\}_{t \geq 0}$.

Another problem is related to the long-time behaviour of flow.

Conjecture 2. Let $\Gamma^0 := \cup_{i=1}^n S_i^0$ be an unbounded admissible polygonal curve and $\{\Gamma(t)\}_{t \geq 0}$ be the globally defined elastic flow with finitely many restarts.

- (a) Assume that half-lines S_1^0 and S_n^0 are not parallel. Then all bounded segments of $\Gamma(t)$ diverge to infinity as $t \rightarrow +\infty$.
- (b) Assume that half-lines S_1^0 and S_n^0 are parallel and “co-directed”, i.e., $v_{S_1^0} + v_{S_n^0} = 0$. Then there exists a family $\{p_t\} \subset \mathbb{R}^2$ of vectors such that, as $t \rightarrow +\infty$, the translated curves $p_t + \Gamma(t)$ converge to a unbounded translating solution Γ^∞ .
- (c) Assume that half-lines S_1^0 and S_n^0 are parallel and opposite-directed, i.e., $v_{S_1^0} = v_{S_n^0}$. Then there exists a stationary curve Γ^∞ such that $\Gamma(t) \xrightarrow{K} \Gamma^\infty$ as $t \rightarrow +\infty$.

9.1. Data availability. The paper has no associated data.

Acknowledgment. G. Bellettini and M. Novaga acknowledge support from GNAMPA of INdAM. Sh. Kholmatov acknowledges support from the Austrian Science Fund (FWF) Stand-Alone project P 33716.

REFERENCES

- [1] B. Andrews: [Singularities in crystalline curvature flows](#). Asian J. Math. **6** (2002), 101–121.
- [2] G. Bellettini: [On facet breaking for crystalline mean curvature flow in 3D](#). Period. Math. Hungar. **48** (2004), 185–206.
- [3] G. Bellettini, L. Mugnai: [Anisotropic geometric functionals and gradient flows](#). In: *Nonlocal and abstract parabolic equations and their applications*. Banach Center Publ. **86**, 21–43, Polish Acad. Sci. Inst. Math., Warsaw, 2009.
- [4] G. Bellettini, M. Novaga, M. Paolini: [Facet-breaking for three-dimensional crystals evolving by mean curvature](#). Interfaces Free Bound. **1** (1999), 39–55.
- [5] G. Bellettini, M. Paolini: [Anisotropic motion by mean curvature in the context of Finsler geometry](#). Hokkaido Math. J. **25** (1996), 537–566.
- [6] O. Benois, T. Bodineau, P. Buttá, E. Presutti: [On the validity of the van der Waals theory of surface tension](#). Markov Process. Related Fields **3** (1997), 175–198.
- [7] E. Bierstone, P.D. Milman: [Semianalytic and subanalytic sets](#). Inst. Hautes Études Sci. Publ. Math. **67** (1988), 5–42.
- [8] J. Cahn: [Stability, microstructural evolution, grain growth, and coarsening in a two-dimensional two-phase microstructure](#). Acta Metall. Mater. **39** (1991), 2189–2199.
- [9] J.W. Cahn, C.A. Handwerker, J.E. Taylor: [Overview no. 98. I – Geometric models of crystal growth](#). Acta Metall. Mater. **40** (1992), 1443–1474.
- [10] J.W. Cahn, J.E. Taylor: [Overview no. 113 – Surface motion by surface diffusion](#). Acta Metall. Mater. **42** (1994), 1045–1063.
- [11] W.C. Carter, A.R. Roosen, J.W. Cahn, J.E. Taylor: [Shape evolution by surface diffusion and surface attachment limited kinetics on completely faceted surfaces](#). Acta Metall. Mater. **43** (1995), 4309–4323.
- [12] G. Dziuk, E. Kuwert, R. Schätzle: [Evolution of elastic curves in \$\mathbb{R}^n\$: existence and computation](#). SIAM J. Math. Anal. **33** (2002), 1228–1245.
- [13] Y. Epshteyn, Ch. Liu, M. Mizuno: [Motion of grain boundaries with dynamic lattice misorientations and with triple junctions drag](#). SIAM J. Math. Anal. **53** (2021), 3072–3097.
- [14] I. Fonseca, N. Fusco, G. Leoni, V. Millot: [Material voids in elastic solids with anisotropic surface energies](#). J. Math. Pures Appl. **96** (2011), 591–639.
- [15] H. Garcke, B. Nestler: [A mathematical model for grain growth in thin metallic films](#). Math. Models Methods Appl. Sci. **10** (2000), 895–921.

- [16] K. Falconer: *The Geometry of Fractal Sets*. Cambridge University Press, Cambridge, 1985.
- [17] M.-H. Giga, Y. Giga: [Crystalline surface diffusion flow for graph-like curves](#). *Discrete Contin. Dyn. Syst.* **43** (2023), 1436–1468.
- [18] Y. Giga, M. Gurtin, J. Matias: [On the dynamics of crystalline motion](#). *Japan J. Indust. Appl. Math.* **15** (1998), 7–50.
- [19] Y. Giga, N. Požár: [Motion by crystalline-like mean curvature: a survey](#). *Bull. Math. Sc.* **12** (2022), 2230004.
- [20] Y. Giga, P. Rybka: [Facet bending in the driven crystalline curvature flow in the plane](#). *J. Geom. Anal.* **18** (2008), 109–147.
- [21] C. Herring: [Some theorems on the free energies of crystal surfaces](#). *Phys. Rev.* **82** (1951), 87–93.
- [22] C. Herring: *Surface tension as a motivation for sintering*. *Fundamental Contributions to the Continuum Theory of Evolving Phase Interfaces in Solids*. Springer, Berlin, Heidelberg, 1999.
- [23] H. Hironaka: Subanalytic sets. In: *Number theory, algebraic geometry and commutative algebra, in honor of Yasuo Akizuki*, 453–493 (1973), Kinokuniya Book Store, Tokyo.
- [24] K. Ishii, H.M. Soner: [Regularity and convergence of crystalline motion](#). *SIAM J. Math. Anal.* **30** (1998), 19–37.
- [25] D. Kinderlehrer, C. Liu: [Evolution of grain boundaries](#). *Math. Models Methods Appl. Sci.* **11** (2001), 713–729.
- [26] S. Łojasiewicz: On semi-analytic and subanalytic geometry. In: *Panoramas of mathematics* (Warsaw, 1992/1994). Banach Center Publ. **34** (1995), 89–104, Polish Acad. Sci. Inst. Math., Warsaw.
- [27] C. Mantegazza: [Smooth geometric evolutions of hypersurfaces](#). *Geom. Funct. Anal.* **12** (2002), 138–182.
- [28] C. Mantegazza, A. Pluda, M. Pozzetta: [A survey of the elastic flow of curves and networks](#). *Milan J. Math.* **89** (2021), 59–121.
- [29] C. Mantegazza, M. Pozzetta: [The Łojasiewicz-Simon inequality for the elastic flow](#). *Calc. Var. Partial Differential Equations* **60** (2021).
- [30] W. Mullins: [Two-dimensional motion of idealized grain boundaries](#). *J. Appl. Phys.* **27** (1956), 900–904.
- [31] J.E. Taylor: [Crystalline variational problems](#). *Bull. Amer. Math. Soc.* **84** (1978), 568–588.
- [32] J. Taylor: [Overview no. 98. II – mean curvature and weighted mean curvature](#). *Acta Metall. Mater.* **40** (1992), 1475–1485.

(G. Bellettini) UNIVERSITY OF SIENA, VIA ROMA 56, 53100 SIENA, ITALY & INTERNATIONAL CENTRE FOR THEORETICAL PHYSICS (ICTP), STRADA COSTIERA 11, 34151 TRIESTE, ITALY
Email address: giovanni.bellettini@unisi.it

(Sh. Kholmatov) UNIVERSITY OF VIENNA, OSKAR-MORGENSTERN-PLATZ 1, 1090 VIENNA, AUSTRIA & SAMARKAND STATE UNIVERSITY, UNIVERSITY BOULEVARD 15, 140104 SAMARKAND, UZBEKISTAN
Email address: shokhrukh.kholmatov@univie.ac.at

(M. Novaga) UNIVERSITY OF PISA, LARGO BRUNO PONTECORVO 5, 56127 PISA, ITALY
Email address: matteo.novaga@unipi.it