

Intracuster ion-molecule reaction in quinoline and isoquinoline dimers under the influence of diverse ionizing radiations

S Muthuamirthambal¹, B Panja¹, S Arun¹, J Chiarinelli², K Ramanathan¹, L Avaldi²,
P Bolognesi², R Richter³, J Rejila¹, R Sreeja¹, C.P Safvan⁴, M Theertha¹, M.V
Vinitha², A Vishnumaya¹ and U Kadhane^{1*}

¹Department of Physics, Indian Institute of Space Science and Technology, Kerala 695547, India

²CNR-Istituto di Struttura della Materia, Area della Ricerca di Roma 1, Monterotondo, Roma, 00015, Italy

³Elettra-Sincrotrone Trieste, Strada Statale 14 - km 163, 5 in AREA Science Park, Basovizza, TS 34149, Italy

⁴Inter-University Accelerator Centre, Aruna Asaf Ali Marg, New Delhi 110067, India

Abstract This work demonstrates the tendency of two model PANH isomers to dimerize under pure ambient evaporative conditions and then undergo complex intracuster ion-molecule reactions to produce rich chemistry. Despite the population of such dimers at room temperature is found to be relatively low, they are found to produce observable effects in typical stellar radiation conditions. It is also demonstrated that various types of energetic radiation (UV radiation at 266 nm, synchrotron VUV radiation and high energy protons) can induce intracuster ion-molecule reactions in the dimers. The existence of such dimers is confirmed via the analysis of the mass selected photoelectron spectra of various species observed in the mass spectra. The signal from such processes is enhanced by UV multiphoton ionization/dissociation and is analysed using energy-correlated time-of-flight mass spectrometry. These measurements, together with the dependence on laser intensity, disclose the reaction energetics as well as the hierarchy of the decay of the reaction products. The findings of this work on dimer-driven ion-molecular reactions in quinoline and isoquinoline provide an alternative to the path for molecular growth in the astrochemical environment through cluster dynamics, which is otherwise attributed to dust and ice-driven processes.

1 Introduction

The observation of Aromatic Infrared Bands (AIB), associated with carbonaceous molecules such as Polycyclic Aromatic Hydrocarbons (PAHs) and their clusters, and the successful detection of nitrogenated aromatics like benzonitrile, cyanonaphthalene, cyanopyrene, and cyanocoronene, indicates that these molecules are prevalent and widely spread throughout various regions of the interstellar medium (ISM) [1, 2, 3, 4, 5, 3, 6, 7, 8, 9, 10, 11]. The fundamental hypothesis on the origin of these cyclic molecules posits that association and dissociation processes are key models [6, 12, 13]. One of the most significant phases in chemical evolution is the swift decomposition of the molecule which results in highly reactive chemical fragments which trigger the subsequent molecular chemistry. An important example is represented by protoplanetary discs, where various energetic radiations, such as ultraviolet, X-ray, and cosmic rays, depending upon the opacity and the type of radiation, penetrate at different depths [14, 15, 16]. Likewise, high energy charged particles and solar UV radiation are known to catalyze the chemical reactions on the planetary atmospheres, such as that of Titan, leading to the formation of complex organics molecules [17, 18, 19].

One of the radiation-assisted molecular dynamic processes is the cluster-driven ion molecular reaction, followed by a complex associative dissociation process rather than mere dissociation [20, 21, 22, 23, 24, 25]. Clusters, especially those of nitrogenated aromatics, are likely to form on Titan due to the temperature and the dense atmospheric haze; thus, cluster-driven molecular processes may significantly play a role in complex molecular growth [26]. The clusters can autonomously assemble and undergo post-ionization relaxation through intracuster ion-molecule interactions, leading to the formation of covalently bonded larger molecules [27, 25].

In particular, the post-ionization reactions in the clusters, which are evaporated from the dust grains, are one of the possible mechanisms for the complex molecular synthesis in the protoplanetary disc and ISM [28] and a great interest has developed recently towards this context [14, 29, 30, 31].

*E-mail: umeshk@iist.ac.in

A important cluster driven phenomenon the intra-cluster ion molecule reaction is known to facilitate the formation of important atypical reaction products [25, 32, 21, 33, 34, 35]. The intracuster ion-molecular reactions on small linear chain molecules have been studied extensively [36, 34, 35, 37] whereas the (nitrogenated) aromatics are limited [38, 39, 40, 41, 24, 42, 43, 44]. Considering the importance of PANHs in astrochemistry, especially in the context of prebiotic molecular chemistry, a careful and thorough investigation of such candidate molecules and their clusters is very important.

The present study uses quinoline and isoquinoline as representative model systems for PANHs. These molecules are of great astrochemical relevance as they have been observed in meteorites[45, 46] and comets, and they have been predicted to be present in the Titan atmosphere [47]. For this reason, the formation [48] and the dissociation mechanism [49, 50, 51] of these isomers have been studied extensively in their monomeric form using various methods. In the context of molecular growth via cluster-driven chemistry, the present study focuses on dimer-originated molecular dynamics under different radiation conditions. Special emphasis is given to the UV multiphoton excitation technique since this technique plays a crucial role in the state-selective molecular dynamics, and it also enhances the otherwise feeble signatures of intracuster ion-molecule reactions. The present study conclusively demonstrates the tendency of these molecular species to form dimers under ambient temperature and low-pressure evaporative conditions. The fragments derived from the monomers and dimers have been studied using energy-correlated time-of-flight(ToF) measurements to evaluate their origin, internal energy content and dissociation hierarchy. Calculations of the heat of formation and multifaceted experimental observations are combined to identify selective pathways for cluster-mediated ion-molecule reactions. A model of state-selective ion-molecule reactions is proposed to conceptually elucidate the experimental data.

2 Experimental methodology

The present investigation combines experimental observations under various excitation conditions: electron and proton impact ionization, VUV dissociative ionization and UV multiphoton ionization (MPI) of the quinoline and isoquinoline. Quinoline and isoquinoline, procured from Sigma Aldrich with a stated purity greater than 97%, were used for all measurements without further purification and at ambient temperature.

The MPI study was performed in the Atomic and Molecular Physics (AMP) laboratory, IIST, India, using a high-resolution energy-selective ToF mass spectrometer. The description of the experimental setup can be found elsewhere [52]; only relevant details are given here. Fig. 1 illustrates the schematic of the apparatus. The MPI investigation of quinoline and isoquinoline was carried out with a frequency quadrupled (266nm) Nd: YAG laser with a 5 ns pulse width and a repetition rate of 100 Hz. The laser energy was maintained in the range of 30 to 100 μ J and 30 to 40 μ J per pulse for the measurement in focused and unfocused conditions respectively. The laser intensity after being focused by a lens with a focal length of 200mm, is 5×10^7 W/cm² in the focused state and 10^5 W/cm² in the unfocused state. The target molecule is let in the setup via a needle (0.3 mm inner diameter and 32 mm length), placed 13 mm below the interaction point (Fig. 1) between the extractor and repeller electrodes, perpendicular to the direction of the laser beam. The ions were extracted by a field of 43 V/mm and then accelerated by a field of 386 V/mm towards a field-free drift region of approximately 720 mm. After passing through the drift tube, the ions enter into a 45 ° Parallel Plate Energy Analyzer (PPA) characterized by an energy resolution of 0.26% and after a parabolic trajectory with a mean path of 500 mm hit a Position Sensitive microchannel plate Detector (PSD) with 40 mm active area at the exit focal plane. The arrival time and position of each ion were recorded using an Agilent time-to-digital converter (TDC) triggered by the laser pulse. The interaction chamber was kept at a baseline pressure of 4×10^{-8} mbar, while during the measurement, the maximum pressure was 1×10^{-6} mbar. The pressure in the PPA chamber was below 9×10^{-8} mbar as it is away from the interaction region

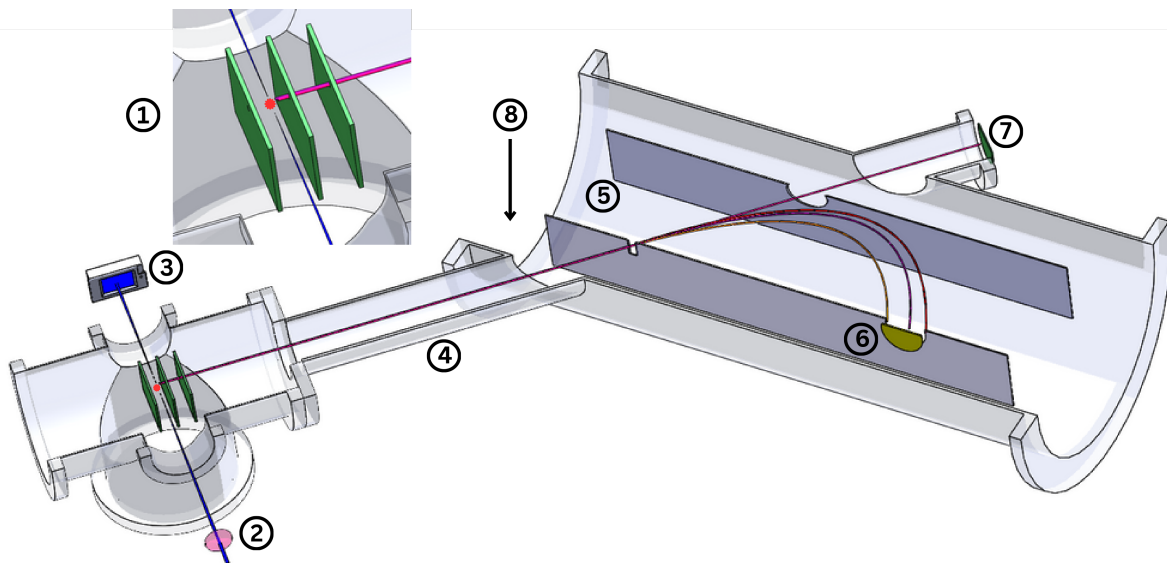


Figure 1: Schematic of the experimental setup. 1. expanded view of interaction region, 2. focusing lens, 3. energy meter, 4. drift region, 5. PPA, 6. ion PSD and 7. neutral PSD, 8. position where RGA mounted

and is pumped by a separate turbo molecular pump.

The ions ("prompt ions") formed at the site of laser interaction with the decay time constant $< 100\text{ns}$ possess the maximum kinetic energy and the ions ("daughter ions") formed due to the dissociation process with the decay time constant ranging from 100 ns to $20\text{ }\mu\text{s}$ will have different kinetic energies and time of flight depends on the region where they formed. Due to the different kinetic energy, the ions follow different parabolic paths inside PPA for the set bias voltage. The PSD placed at a fixed position with a 40mm active area covers only 8% of the ions energy window for a given PPA voltage setting. Hence, the capture of daughter ions produced by a neutral mass loss larger than 8% of the mass of the parent ion asks for the scanning of the PPA bias during data acquisition. The correlation of the kinetic energy of the hit of the ions and their mass can be obtained for a given PPA bias voltage from the horizontal position of the ions on the PSD and their ToF. These energy-correlated ToF measurements allow us to investigate in detail the fragmentation channels and their dissociation sequence.

The electron impact measurements were done using a commercial Residual Gas Analyzer (RGA) in the AMP laboratory, IIST, mounted in the same experimental setup where the MPI study was performed. The proton impact measurements have been conducted at the Low Energy Ion Beam Facility (LEIBF) at the Inter-University Accelerator Centre (IUAC) in New Delhi. The experimental setup and proton beam facilities are described elsewhere in detail [53, 54]. The photoelectron-photoion coincidence (PEPICO) measurements were performed using a standard ToF mass spectrometer in coincidence with a Velocity Map Imaging (VMI) photoelectron spectrometer at the Elettra synchrotron facility in Trieste. The detailed description of the experiment carried out can be found in recent published work [55, 56].

3 Results

The time-of-flight mass spectra of quinoline and isoquinoline measured by UV radiation in unfocused and focused conditions, VUV and high-energy proton collision are shown in Fig. 2 and 3. The mass spectra of both molecules, measured under VUV and proton impact, have been dominated by the

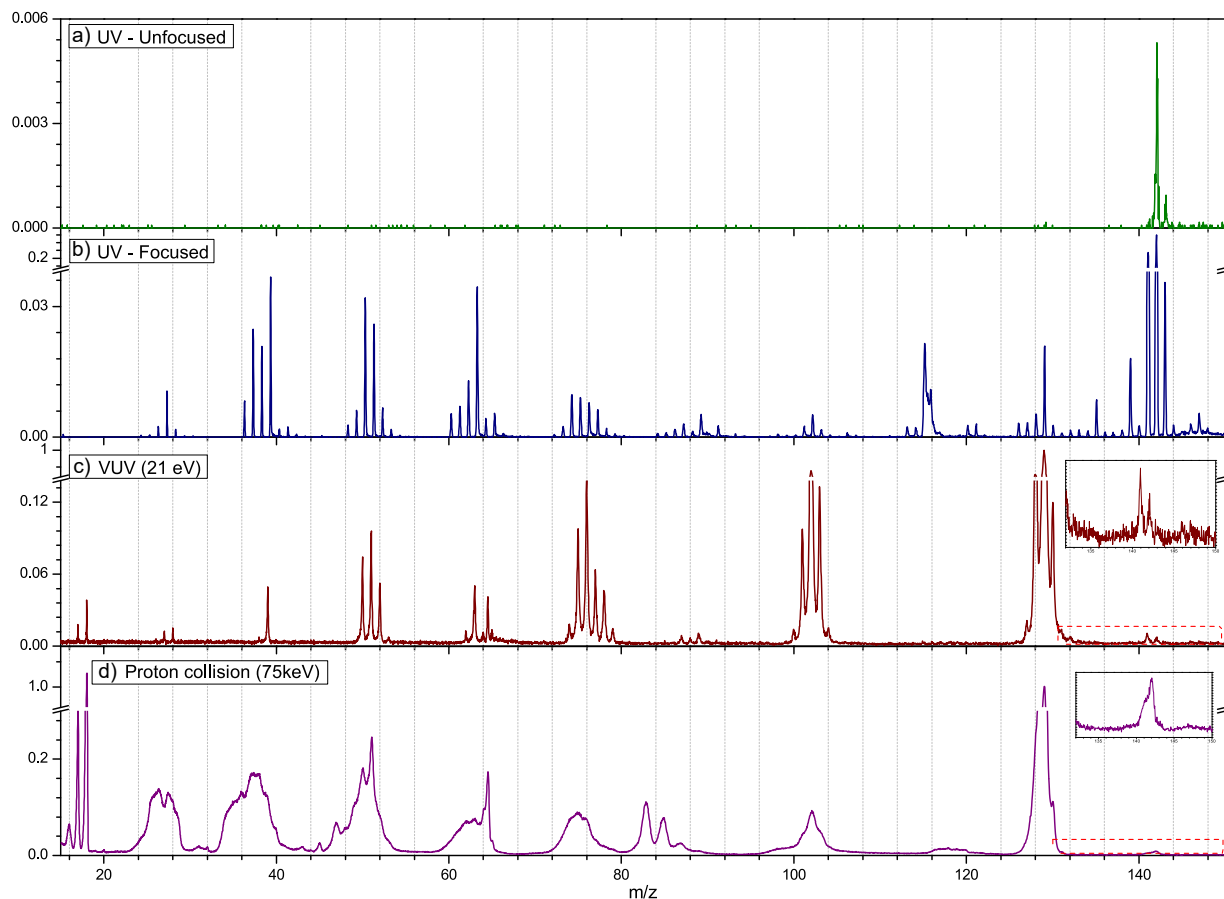


Figure 2: The mass spectrum of quinoline (m/z 129) obtained from multiphoton ionization at 266 nm under (a) unfocused and (b) focused conditions, (c) VUV-induced ionization at 21 eV photon energy, and (d) 75 keV proton collision-induced ionization.

parent ion at m/z 129 along with major fragment channels at m/z 128 and 102, corresponding to the loss of H and HCN, as reported in previous literature [51, 57, 58]. The MPI mass spectra of these isomeric species are anticipated to exhibit similar features and patterns to those obtained under VUV or proton excitation, provided the molecules undergo statistical dissociation. Nonetheless, the findings in Fig. 2 and 3 show that the MPI mass spectra of the two isomeric species mainly consist of peaks at m/z 141-143 and 150-151, which are of a higher mass than the corresponding parent ions (at m/z 129), along with a peak at m/z 115 with a metastable dissociation feature. Concurrently, the mass spectra under unfocused conditions have peaks at m/z 142 and 143. The intriguing presence of these high-mass ions may be attributed to impurities, products of ion-molecule reactions resulting from collisions between quinoline/isoquinoline cations and background molecules, or byproducts of heavier species produced through associative interactions among quinoline/isoquinoline monomers. Upon evaluating these three possibilities, the EI mass spectrum obtained from the same experimental setup reveals a characteristic mass spectrum, which contains the quinoline/isoquinoline parent ion alongside its fragmentation channels. If these heavier masses represent impurities, they should have appeared in the EI mass spectrum; nevertheless, their absence negates the likelihood of impurities. Secondly, the current MPI experimental setup allows for the measurement of the ions' kinetic energy, enabling the identification of the region where these ions are formed. It has been confirmed that the prompt ions are exclusively produced within the laser interaction region, with a spread of 200 μm . There are ions (low in intensity) produced due to the charge exchange process with the background neutral target molecules, which are identified and isolated in the mass spectrum (Fig. 5, highlighted

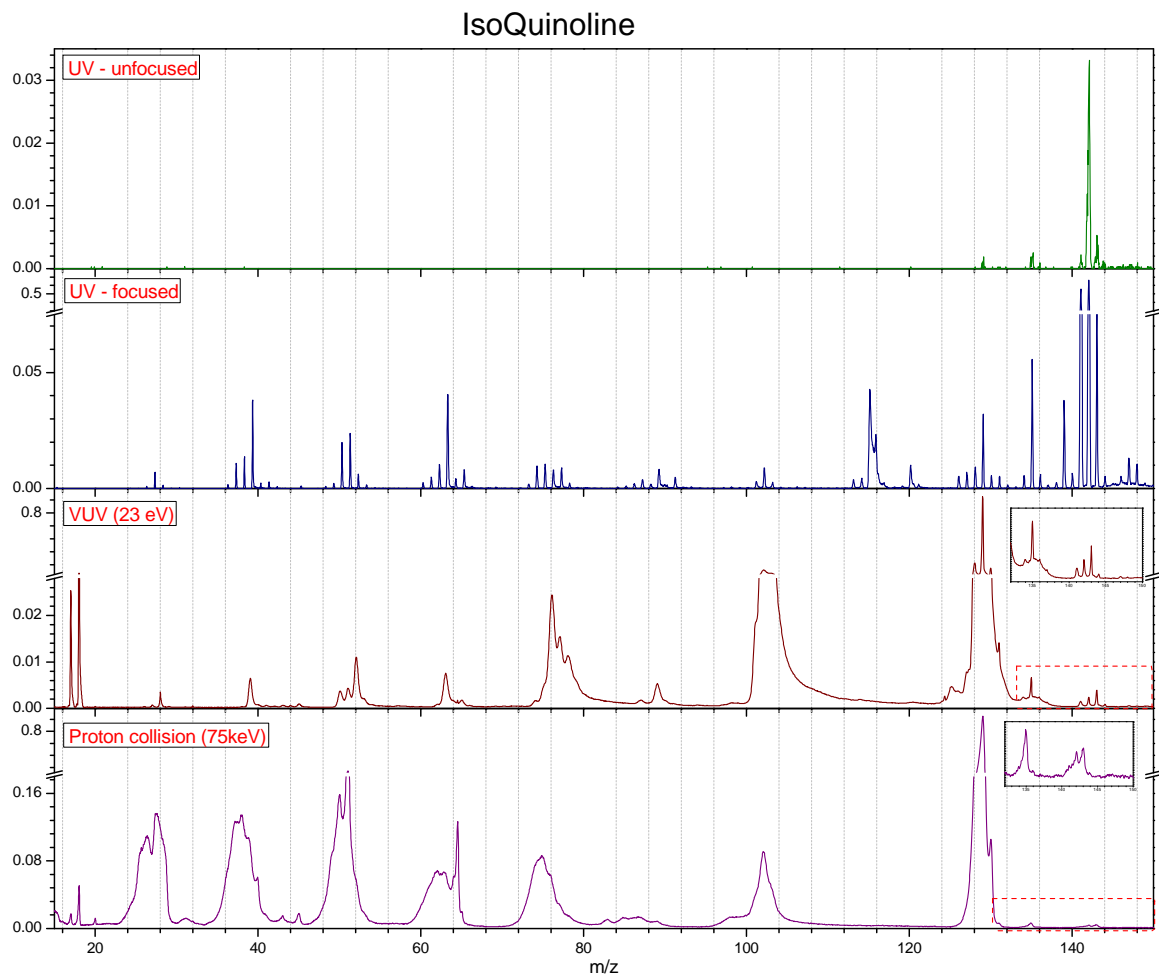


Figure 3: The mass spectrum of isoquinoline obtained from multiphoton ionization at 266 nm under (a) focused and (b) unfocused conditions, (c) VUV-induced ionization at 23 eV photon energy, and (d) 75 keV proton collision-induced ionization.

with the black circle). Hence these heavier mass ions must have originated from the dissociative ionization of pre-existing quinoline and isoquinoline clusters.

For better understanding, the photoelectron spectra, PES, measured in coincidence with these ions is extracted and compared with the PES in coincidence with the quinoline and isoquinoline monomer parent ions (Fig. 4). Due to the low intensity, the yields of the ions in the m/z range 141-143 and 150-151 are combined to produce their corresponding PES. The PES associated with these m/z ions heavier than parent show close resemblances to the ones of quinoline and isoquinoline molecules, but the experimental appearance energy of these heavier ions is about 0.5 eV lower than the ionisation potential of the monomer.

The kinetic energy-correlated ToF diagrams obtained in the MPI study for quinoline and isoquinoline are reported in Fig. 5 (A and B respectively). The prompt ions with the maximum kinetic energy are reported in the top panel of both figures, whereas the bottom panel shows selected daughter ions, which were captured at different PPA bias voltages. Due to the similar dissociation trends observed in the energy-correlated ToF diagrams for both isomers, the observations for the two samples are described together. The islands corresponding to daughter ions generated inside the drift tube (which have sufficient intensity to measure) are shown in the boxes labelled **A** to **E** which correspond to m/z

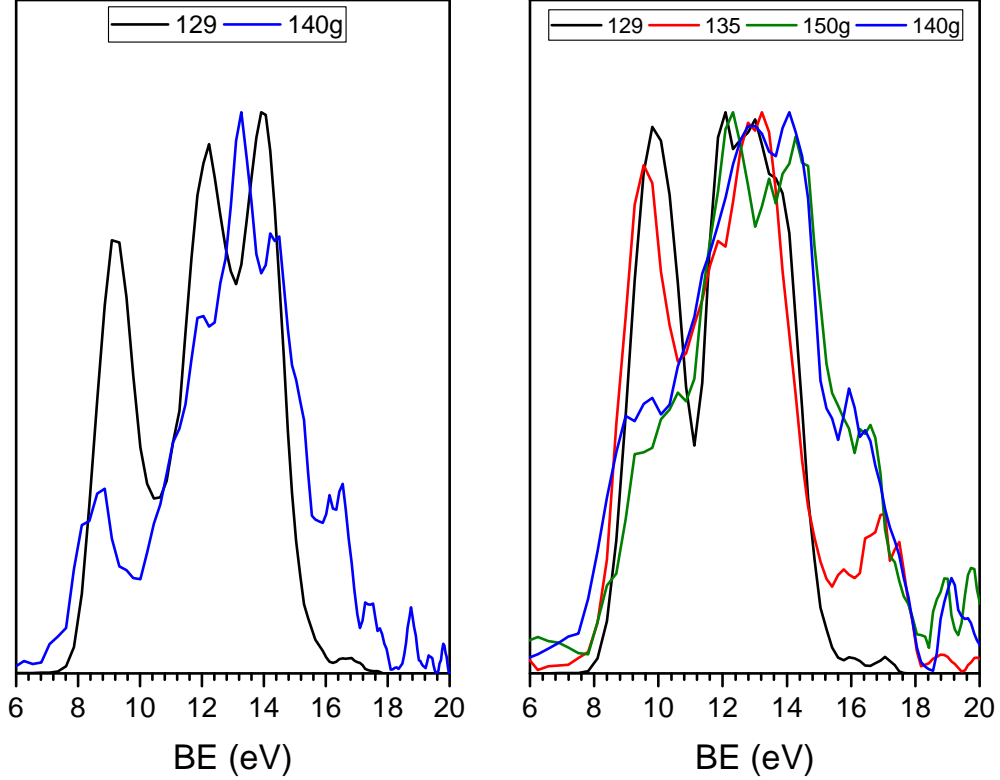


Figure 4: The spectrum of photoelectrons in coincidence with ions with m/z from 141 to 144, compared with the one of the quinoline parent ion taken at 23 eV photon energy (left) and isoquinoline parent ion (right) taken at 20 eV photon energy.

115, 102, 89, 76 and 89, respectively.

The ions corresponding to m/z 141 and 142, formed at the laser interaction site and hence with maximum kinetic energy, are shown in the inset of Fig. 5 in the green and orange framed boxes, respectively. The red-framed box shows the ions of m/z 141, formed in the drift tube region from the m/z 142 ions which suffered H loss. The energy difference between the m/z 141 ion in the green and red framed boxes is indeed equal to the kinetic energy carried away by the neutral H fragment from m/z 142. Islands **A** confirms that m/z 141 further decays into m/z 115 by losing a neutral fragment with $m=26$ amu, corresponding to C_2H_2 . The energy and mass correlation allows us to assign m/z 115 as the parent ion for the m/z 89 island **C** formed due to neutral C_2H_2 loss. Thus from the correlation diagram, we have evidence of H loss, followed by the sequential loss of two neutral C_2H_2 molecules. Likewise, island **B** corresponds to the HCN loss from quinoline and isoquinoline. The sequential loss of C_2H_2 , following HCN loss in quinoline and isoquinoline, is proved by island **D**. The island **E** illustrates the unassigned peak at m/z 139, which generated the fragment ion at m/z 89 as a result of the loss of a neutral fragment with $m=50$ amu. The fitted slopes for the log-log plots of the ion yield of selected masses are shown in Fig. 6. The measured slopes for the quinoline and isoquinoline parent ions show a two-photon dependence, while the fragment at m/z 102 shows a three-photon dependence. These results agree well with the energy required for the ionization of the parent ions and the fragmentation to the HCN loss channels [50, 57]. The slope corresponding to the ions at m/z 142 and 141 shows a two-photon dependence, while the fragment ion at m/z 115 shows a three-photon dependence.

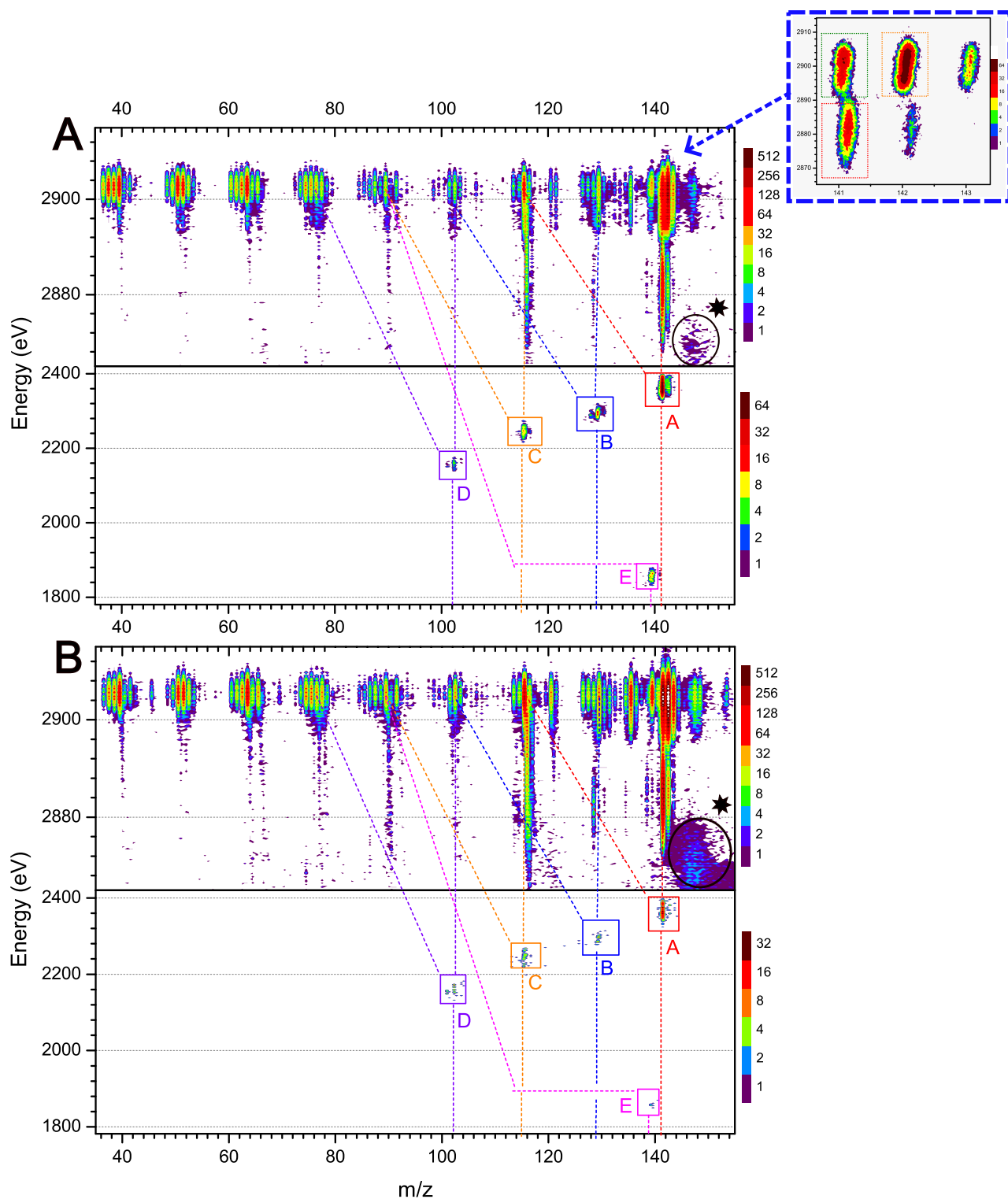


Figure 5: The energy and ToF correlation plot for quinoline (A) and isoquinoline (B) recorded at various PPA voltage settings. The dissociation channels that occurred in the field-free drift region are illustrated in the boxes with alphabetical labels. The inset shows the expanded view of m/z 141 and 143. The ions produced due to ion-background molecule collision marked with the black circle and labelled with a star symbol.

4 Discussion

The different relative intensities of the peaks due to the monomer cations and the ones due to heavier masses in the MPI mass spectra can be explained in terms of the energy requirements for the multiphoton ionization. The excited state energy levels of the quinoline and isoquinoline and their ionization potentials have been studied previously [50, 57, 58, 59, 60, 61]. The absorption of the first photon excites the molecule to the S3 state [59], which via a rapid internal conversion (IC) may decay to the S1 state. In both isomeric species, should the second resonant photon absorption occur from the S3 state, the molecule effectively reaches the ionization continuum, forming the cation. If the second photon is absorbed while the molecules are in the S1 state, the energy deposited by the second photon would be insufficient to induce ionization and a three-photon absorption is required. In such a case the energy deposited (13.98 eV) is large enough for the fragmentation of the cation with either HCN or H loss. The laser intensity dependence shows that the quinoline and isoquinoline monomer cation are formed via two-photon absorption, while the HCN loss ($m/z=102$) channel occurs after three-photon absorption, in agreement with the previous studies [50, 57, 49]. Therefore, the observed quinoline and isoquinoline parent ions are generated by the ionization via the S3 state, which implies that the absorption of the second photon must compete with the rapid decay to S1 via IC. The relatively short lifetime compared to the laser pulse duration results in inefficient ionization of these target species in their monomeric form.

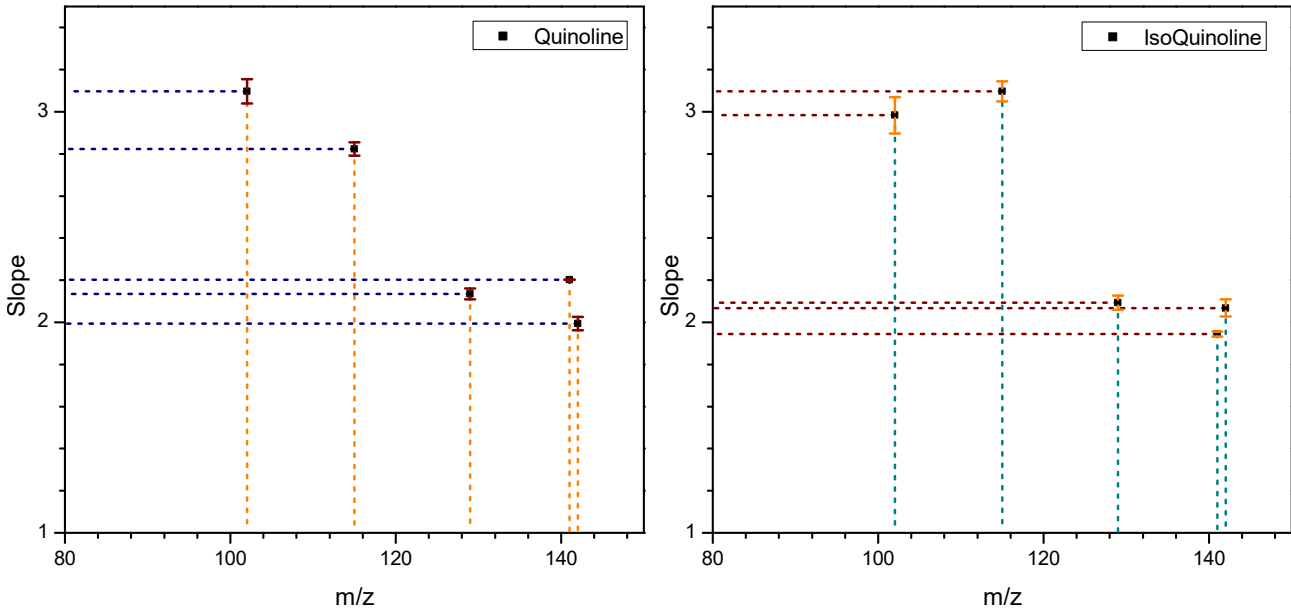


Figure 6: The laser power dependency for the selected masses of the quinoline (left) and isoquinoline (right).

It is known that the dimers require comparatively lower ionization energy than the monomers [25, 62] and have larger absorption cross section than monomer [63]. The calculated ionization energy of the quinoline dimer for a sandwich configuration is 7.7 eV, about 1 eV less than that of the quinoline monomer [43]. The coincidence PES data presented in Fig. 4 demonstrate that the experimental onset of the heavier m/z ions is about 0.5 eV lower than the ionization potential of the quinoline monomer cation; the same is observed for isoquinoline. This implies that the dimerization process suppresses the ionization potential by at least 0.5 eV in both cases. While the energetics and lifetimes of the excited state of dimers are unknown, considering that these are weakly bound species, it is reasonable to apply the electronic configuration of the monomer excited states, to the dimers as well. In the dimer case, the 0.5 eV reduction in the IP implies that the strict need for the absorption of a second

photon from S3 to achieve ionisation is no longer mandatory. However, the intact dimer ion peak is not observed in the quinoline and isoquinoline mass spectrum which can be attributed to the excited state dynamics and the internal energy dependency of the dimer ion in the MPI excitation [25, 64, 65]. In the present experiment, photons of fixed wavelength at 266 nm are used, and the absorption of two photons leads to an excess energy above the ionisation energy of the dimer, which can promptly induce a rapid ion-molecule reaction within the dimers, leading to the different fragment channels observed.

The excited state dynamics and the excess energy available on the dimer ions after the ionisation play a crucial role in the post-ionisation ion-molecule reactions. In the experiments in unfocused conditions, the time difference between two successive photon absorptions allows dimers to relax to the lower electronic states after the first photon is absorbed, ultimately leading to dimer ions being produced via different electronic states. Interestingly, the mass spectrum obtained in the unfocused condition, where the time difference between two successive photon absorptions allows dimers to relax to the lower electronic states after the first photon is absorbed, shows only the peaks at m/z 142 and 143 in both quinoline and isoquinoline. Considering the relative strength of the two peaks, the one at m/z 143 can be assigned as the isotopic peak of m/z 142. The observation that the ion at m/z 142 does not undergo dissociation via H loss indicates that the available internal energy is different from that of one of the same ions formed in the focused beam condition. Hence, the ions at m/z 142 formed in the unfocused condition may be the stable nitrogen-containing structure that necessitates significantly higher energy for dissociation in general. Hence, though the dimer-driven ion-molecule reaction leads to the production of a fragment ion at m/z 142 is exothermic, the structure of this ion may lead to different decay processes. In the case of isoquinoline, two further peaks appear at m/z 129 and 139. The one at m/z 129 may correspond to monomer evaporation from the dimer ion, while m/z 139 represents a parallel pathway to m/z 142 because there is no evidence of a correlation between the two ions in the energy-correlated ToF diagram. This evidence reveals that the state-selective ion-molecule reactions are active in the dimer ions.

The observation of masses heavier than the quinoline monomer in MPI studies has already been reported in the literature [43]. Barik et al. [43] in a study at 266nm observed the dominant peak at m/z 142 in the mass spectrum and assigned it to the dissociation of quinoline dimer cations. According to these authors, the dimers are formed due to the associative interactions between photoexcited quinoline monomers upon single photon absorption, and ionization occurs due to the Intermolecular Coulombic decay (ICD) process [43]. The expanded insets in the VUV and proton collision mass spectra in Fig. 2 and 3 show that peaks corresponding to heavier masses than the parent ions are present also in the case of these excitation sources, although with low intensity. The observation of these peaks irrespective of the ionization technique implies that a mechanism for dimer/cluster formation independent of the excitation technique exists and that the mechanism proposed by Barik et al. is plausible but by no means it is the only explanation. Moreover, considering the complexity and low probability of dimerisation of two excited monomers in high vacuum conditions and observation of heavy masses in the proton collision and VUV ionisation, makes the aforementioned process unlikely.

5 Conclusion

In general, the cold and rarified surroundings in astronomical sources do not favour rapid chemical reactions. The low temperatures limit the possibility of overcoming the reaction barriers, and the low density makes bimolecular reactions unlikely. Thus, surface chemistry in ice and dust is considered more likely in the context of molecular growth than gas-phase radiation processing of molecules. Clusters offer a much more fertile target to the energetic radiation and can lead to a large variety of molecular species via various intracluster reactions. The formation of clusters themselves is a separate area of research, and often, very specialised sources are needed to conduct laboratory investigations

with molecular clusters. While several laboratory investigations have been focused on PAH clusters, the clusters of nitrogenated PAHs have yet to be investigated. There have been only some investigations into monocyclic nitrogenate aromatics like benzonitrile and pyridine. Considering the copious occurrence of PANHs in the astrophysical environment, their excited state dynamics in the monomeric and oligomeric forms need to be understood very well. This work has reported the observation of the formation of quinoline and isoquinoline dimers at ambient temperature and low-pressure conditions. Moreover, the interplay of the exothermic and isomer-independent ion-molecule reactions within the dimer and their significance in the production of complex molecules is proved by both experimental and computational results. The multiphoton technique is used to induce energy-selective ion-molecule reactions, and the dissociation kinetics are investigated using the energy-correlated ToF analysis. The excited state dynamics and their relevance in the ionisation of monomer and dimer have been demonstrated, and the products of the state-selective dissociation due to the excited state lifetime have been identified. The VUV photoelectron spectrum of the masses heavier than the parent monomer proves their origin from dimer-driven channels and that neutral dimers pre-exist in the beam. The results presented here give a hint of a possible path for molecular growth in the astrochemical environment through cluster dynamics.

References

- [1] Dwaipayan Dubey et al. “Polycyclic aromatic hydrocarbons in exoplanet atmospheres-I. Thermochemical equilibrium models”. In: *Astronomy & Astrophysics* 678 (2023), A53.
- [2] Barbara Ercolano et al. “Observations of PAHs in the atmospheres of discs and exoplanets”. In: *Monthly Notices of the Royal Astronomical Society* 512.1 (2022), pp. 430–438.
- [3] Brett A McGuire et al. “Detection of two interstellar polycyclic aromatic hydrocarbons via spectral matched filtering”. In: *Science* 371.6535 (2021), pp. 1265–1269.
- [4] JE Roser and A Ricca. “Polycyclic aromatic hydrocarbon clusters as sources of interstellar infrared emission”. In: *The Astrophysical Journal* 801.2 (2015), p. 108.
- [5] Mathias Rapacioli et al. “Formation and destruction of polycyclic aromatic hydrocarbon clusters in the interstellar medium”. In: *Astronomy & Astrophysics* 460.2 (2006), pp. 519–531.
- [6] O Berné, J Montillaud, and Christine Joblin. “Top-down formation of fullerenes in the interstellar medium”. In: *Astronomy & Astrophysics* 577 (2015), A133.
- [7] Gabi Wenzel et al. “Detection of interstellar 1-cyanopyrene: A four-ring polycyclic aromatic hydrocarbon”. In: *Science* 386.6723 (2024), pp. 810–813.
- [8] Michael C McCarthy and Brett A McGuire. “Aromatics and cyclic molecules in molecular clouds: A new dimension of interstellar organic chemistry”. In: *The Journal of Physical Chemistry A* 125.16 (2021), pp. 3231–3243.
- [9] J Cernicharo et al. “Discovery of two cyano derivatives of acenaphthylene (C₁₂H₈) in TMC-1 with the QUIJOTE line survey”. In: *Astronomy & Astrophysics* 690 (2024), p. L13.
- [10] Gabi Wenzel et al. “Detections of interstellar 2-cyanopyrene and 4-cyanopyrene in TMC-1”. In: *arXiv preprint arXiv:2410.00670* (2024).
- [11] Gabi Wenzel et al. “Discovery of the Seven-ring Polycyclic Aromatic Hydrocarbon Cyanocoronene (C₂₄H₁₁CN) in GOTHAM Observations of TMC-1”. In: *The Astrophysical Journal Letters* 984.1 (2025), p. L36.
- [12] Jeeno Jose, Alon Zamir, and Tamar Stein. “Molecular dynamics reveals formation path of benzonitrile and other molecules in conditions relevant to the interstellar medium”. In: *Proceedings of the National Academy of Sciences* 118.19 (2021), e2101371118.

- [13] Eric Herbst. “Chemistry in the interstellar medium”. In: *Annual Review of Physical Chemistry* 46.1 (1995), pp. 27–54.
- [14] Ke Zhang. “Chemistry in protoplanetary disks”. In: *Reviews in Mineralogy and Geochemistry* 90.1 (2024), pp. 27–53.
- [15] Merel LR van’t Hoff and Jennifer B Bergner. “Protoplanetary disk chemistry and structure”. In: *arXiv preprint arXiv:2410.23235* (2024).
- [16] Thomas Henning and Dmitry Semenov. “Chemistry in protoplanetary disks”. In: *Chemical Reviews* 113.12 (2013), pp. 9016–9042.
- [17] Sarah M Hörst. “Titan’s atmosphere and climate”. In: *Journal of Geophysical Research: Planets* 122.3 (2017), pp. 432–482.
- [18] V Vuitton, RV Yelle, and MJ McEwan. “Ion chemistry and N-containing molecules in Titan’s upper atmosphere”. In: *Icarus* 191.2 (2007), pp. 722–742.
- [19] V Vuitton et al. “Chemistry of Titan’s atmosphere”. In: *Titan: Surface, Atmosphere and Magnetosphere* (2014), pp. 224–284.
- [20] Estefania Rossich Molina and Tamar Stein. “The effect of cluster size on the intra-cluster ionic polymerization process”. In: *Molecules* 26.16 (2021), p. 4782.
- [21] Paul O Momoh et al. “Formation of covalently bonded polycyclic hydrocarbon ions by intracluster polymerization of ionized ethynylbenzene clusters”. In: *The Journal of Physical Chemistry A* 118.37 (2014), pp. 8251–8263.
- [22] Toshihiko Maeyama and Naohiko Mikami. “Intracluster ion molecule reactions within the photoionized van der Waals complexes of fluorobenzene with ammonia and with water”. In: *The Journal of Physical Chemistry* 95.19 (1991), pp. 7197–7204.
- [23] Tamar Stein et al. “Ab initio dynamics and photoionization mass spectrometry reveal ion-molecule pathways from ionized acetylene clusters to benzene cation”. In: *Proceedings of the National Academy of Sciences* 114.21 (2017), E4125–E4133.
- [24] Junfeng Zhen, Tao Chen, and Alexander GGM Tielens. “Laboratory photochemistry of pyrene clusters: An efficient way to form large PAHs”. In: *The Astrophysical Journal* 863.2 (2018), p. 128.
- [25] Bernhard Brutschy. “Ion-molecule reactions within molecular clusters”. In: *Chemical reviews* 92.7 (1992), pp. 1567–1587.
- [26] Jérémy Bourgalais et al. “Propane clusters in Titan’s lower atmosphere: insights from a combined theory/laboratory study”. In: *Monthly Notices of the Royal Astronomical Society* 488.1 (2019), pp. 676–684.
- [27] Mitsunori Araki, Shin-ichiro Sato, and Katsumi Kimura. “Two-color zero kinetic energy photoelectron spectra of benzonitrile and its van der Waals complexes with argon. Adiabatic ionization potentials and cation vibrational frequencies”. In: *The Journal of Physical Chemistry* 100.25 (1996), pp. 10542–10546.
- [28] Pietro Franceschi et al. “Photoionisation of ethylene clusters by synchrotron radiation in the energy range 17–50 eV”. In: *International Journal of Mass Spectrometry* 220.2 (2002), pp. 281–288.
- [29] Murray J McEwan, Graham BI Scott, and Vincent G Anicich. “Ion-molecule reactions relevant to Titan’s ionosphere”. In: *International journal of mass spectrometry and ion processes* 172.3 (1998), pp. 209–219.
- [30] Vincent G Anicich and Murray J McEwan. “Ion-molecule chemistry in Titan’s ionosphere”. In: *Planetary and Space Science* 45.8 (1997), pp. 897–921.

- [31] JH Westlake et al. "The role of ion-molecule reactions in the growth of heavy ions in Titan's ionosphere". In: *Journal of Geophysical Research: Space Physics* 119.7 (2014), pp. 5951–5963.
- [32] Abdel-Rahman Soliman et al. "Formation of nitrogen-containing polycyclic cations by gas-phase and intracuster reactions of acetylene with the pyridinium and pyrimidinium ions". In: *Journal of the American Chemical Society* 135.1 (2013), pp. 155–166.
- [33] Wan Yong Feng and Scott Gronert. "10 Gas phase organic ion–molecule reaction chemistry". In: *Annual Reports Section "B" (Organic Chemistry)* 96.1 (2000), pp. 445–475.
- [34] Dong Nam Shin, Kwang Woo Jung, and Kyung Hoon Jung. "Intracuster ion-molecule reactions within ethylene-methanol heteroclusters". In: *Journal of the American Chemical Society* 114.17 (1992), pp. 6926–6928.
- [35] Hun Jung Yi et al. "Intracuster ion–molecule reactions within methane homoclusters". In: *Journal of mass spectrometry* 33.7 (1998), pp. 599–606.
- [36] Young-Mi Koo, Min-Kyung Kim, and Kwang-Woo Jung. "Intracuster ion–molecule reactions of Ti^+ with ether clusters". In: *International Journal of Mass Spectrometry* 243.2 (2005), pp. 97–104.
- [37] WB Tzeng et al. "Intracuster reaction, fragmentation, and structure of monomethylamine, dimethylamine, and trimethylamine cluster ions". In: *The Journal of Physical Chemistry* 100.38 (1996), pp. 15340–15345.
- [38] A Kiermeier et al. "Dissociation Kinetics of Benzene Van-der-Waals Cluster Ions". In: *Berichte der Bunsengesellschaft für physikalische Chemie* 92.3 (1988), pp. 437–440.
- [39] A Kiermeier et al. "Multiphoton mass spectrometry of clusters: dissociation kinetics of the benzene cluster ions". In: *The Journal of Physical Chemistry* 92.13 (1988), pp. 3785–3789.
- [40] B Ernstberger, H Krause, and HJ Neusser. "Unimolecular fragmentation kinetics and binding energies of mass selected benzene cluster ions". In: *Berichte der Bunsengesellschaft für physikalische Chemie* 97.7 (1993), pp. 884–899.
- [41] H Krause et al. "Multiphoton mass spectrometry of clusters: Dissociation pathways and energetics of heterogeneous van der Waals cluster ions". In: *The Journal of chemical physics* 95.5 (1991), pp. 3302–3309.
- [42] Saurav Dutta et al. "Bimolecular photodissociation of interstellar 1-Cyanonaphthalene via Intermolecular Coulombic decay". In: *The Journal of Chemical Physics* 161.12 (2024).
- [43] Saroj Barik et al. "Molecular growth of PANH via intermolecular Coulombic decay". In: *Science Advances* 9.30 (2023), eadi0230.
- [44] Viktoriya Poterya et al. "Mass spectrometry of hydrogen bonded clusters of heterocyclic molecules: Electron ionization vs. photoionization". In: *International Journal of Mass Spectrometry* 290.2-3 (2010), pp. 85–93.
- [45] Peter G Stoks and Alan W Schwartz. "Nitrogen-heterocyclic compounds in meteorites: significance and mechanisms of formation". In: *Geochimica et Cosmochimica Acta* 45.4 (1981), pp. 563–569.
- [46] Peter G Stoks and Alan W Schwartz. "Basic nitrogen-heterocyclic compounds in the Murchison meteorite". In: *Geochimica et Cosmochimica Acta* 46.3 (1982), pp. 309–315.
- [47] Conor A Nixon. "The Composition and Chemistry of Titan's Atmosphere". In: *ACS Earth and Space Chemistry* 8.3 (2024), pp. 406–456.
- [48] Dorian SN Parker et al. "Gas phase synthesis of (iso) quinoline and its role in the formation of nucleobases in the interstellar medium". In: *The Astrophysical Journal* 803.2 (2015), p. 53.

- [49] Umesh R Kadhane et al. “Comprehensive survey of dissociative photoionization of quinoline by PEPICO experiments”. In: *The Journal of Chemical Physics* 156.24 (2022).
- [50] Jordy Bouwman et al. “Dissociative photoionization of quinoline and isoquinoline”. In: *The Journal of Physical Chemistry A* 119.7 (2015), pp. 1127–1136.
- [51] Karthick Ramanathan et al. “Photodissociation of quinoline cation: Mapping the potential energy surface”. In: *The Journal of Chemical Physics* 157.6 (Aug. 2022), p. 064303. ISSN: 0021-9606. DOI: [10.1063/5.0092161](https://pubs.aip.org/aip/jcp/article-pdf/doi/10.1063/5.0092161/16548450/064303_1_online.pdf). eprint: https://pubs.aip.org/aip/jcp/article-pdf/doi/10.1063/5.0092161/16548450/064303_1_online.pdf. URL: <https://doi.org/10.1063/5.0092161>.
- [52] MV Vinitha et al. “High resolution energy-time of flight spectrometer: Dehydrogenation of fluorene cation as case study”. In: *Review of Scientific Instruments* 90.10 (2019).
- [53] P Kumar et al. “ECR ion source based low energy ion beam facility”. In: *Pramana* 59 (2002), pp. 805–809.
- [54] A Méry et al. “Fragmentation Dynamics of Atomic and Molecular Clusters”. In: *International Conference on Few-Body Problems in Physics*. Springer. 2018, pp. 67–73.
- [55] Arun S et al. “In search of universalities in the dissociative photoionization of PANHs via isomerizations”. In: *The Journal of Chemical Physics* 159.10 (Sept. 2023), p. 104308. ISSN: 0021-9606. DOI: [10.1063/5.0158189](https://pubs.aip.org/aip/jcp/article-pdf/doi/10.1063/5.0158189/18122551/104308_1_5.0158189.pdf). eprint: https://pubs.aip.org/aip/jcp/article-pdf/doi/10.1063/5.0158189/18122551/104308_1_5.0158189.pdf. URL: <https://doi.org/10.1063/5.0158189>.
- [56] Muthuamirthambal Selvaraj et al. “Comprehensive survey of VUV induced dissociative photoionisation of aniline: Role of H migration assisted isomerisation”. In: *Chemical Physics Letters* (2023), p. 140716.
- [57] Sydney Leach et al. “VUV dissociative photoionization of quinoline in the 7–26 eV photon energy range”. In: *Zeitschrift für Physikalische Chemie* 232.5-6 (2018), pp. 845–881.
- [58] Sydney Leach et al. “Isoquinoline gas-phase absorption spectrum in the vacuum ultraviolet between 3.7 and 10.7 eV. New valence and Rydberg electronic states”. In: *RSC advances* 9.9 (2019), pp. 5121–5141.
- [59] Floriane Sturm, Christoph Herok, and Ingo Fischer. “Non-Radiative Deactivation in Isolated Quinoline”. In: *The Journal of Physical Chemistry A* 128.39 (2024), pp. 8421–8427.
- [60] Atsunari Hiraya et al. “Identification of the lowest energy $n\pi^*$ states in gas-phase polycyclic monoazines: Quinoline and isoquinoline”. In: *The Journal of chemical physics* 81.7 (1984), pp. 3345–3347.
- [61] S Okajima and EC Lim. “Radiationless transitions in gaseous nitrogen heterocyclics: Energy dependence of internal conversion in quinoline and isoquinoline”. In: *The Journal of Chemical Physics* 69.5 (1978), pp. 1929–1933.
- [62] Philippe Bréchnignac et al. “Photoionization of cold gas phase coronene and its clusters: Autoionization resonances in monomer, dimer, and trimer and electronic structure of monomer cation”. In: *The Journal of Chemical Physics* 141.16 (2014).
- [63] Paul E Hintze, Simone Aloisio, and Veronica Vaida. “Electronic spectroscopy of organic acid dimers”. In: *Chemical physics letters* 343.1-2 (2001), pp. 159–165.
- [64] Jon A Booze and Tomas Baer. “On the determination of cluster properties by ionization techniques”. In: *Journal of Chemical Physics;(United States)* 96.7 (1992).

- [65] Jon A Booze et al. “The dissociative ionization of ethylene dimers, trimers, and tetramers studied by photoelectron photoion coincidence”. In: *The Journal of chemical physics* 100.6 (1994), pp. 4294–4299.