

Insights on Adversarial Attacks for Tabular Machine Learning via a Systematic Literature Review

SALIJONA DYRMISHI, MOHAMED DJILANI, THIBAUT SIMONETTO, and MAXIME CORDY, University of Luxembourg, Luxembourg

SALAH GHAMIZI, Luxembourg Institute of Health, Luxembourg and RIKEN AIP, Japan

Adversarial attacks in machine learning have been extensively reviewed in areas like computer vision and NLP, but research on tabular data remains scattered. This paper provides the first systematic literature review focused on adversarial attacks targeting tabular machine learning models. We highlight key trends, categorize attack strategies and analyze how they address practical considerations for real-world applicability. Additionally, we outline current challenges and open research questions. By offering a clear and structured overview, this review aims to guide future efforts in understanding and addressing adversarial vulnerabilities in tabular machine learning.

CCS Concepts: • **General and reference** → **Surveys and overviews**; • **Software and its engineering** → **Software reliability**; • **Security and privacy**;

Additional Key Words and Phrases: tabular data, adversarial attacks, robustness

ACM Reference Format:

Salijona Dyrnishi, Mohamed Djilani, Thibault Simonetto, Maxime Cordy, and Salah Ghamizi. 2025. Insights on Adversarial Attacks for Tabular Machine Learning via a Systematic Literature Review. 1, 1 (June 2025), 37 pages. <https://doi.org/XXXXXXX.XXXXXXX>

1 Introduction

Structured tabular data remains widely used in high-stake industries such as healthcare, finance, and cybersecurity, where its standardized format, interpretability, and reliability make it suitable for supporting critical decision-making. Machine learning models trained on tabular data (Tabular ML models) help to diagnose medical conditions, detect financial fraud, and identify network anomalies, enabling more accurate and efficient decision-making. While recent advances in deep learning have mostly focused on unstructured data types such as images and text, there is growing interest in adapting deep learning architectures to tabular domains. This includes the development of models like TabM [52], SwitchTab [130] or the foundational model TabPFN ([60]), which aim to combine the strengths of neural networks with the unique characteristics of tabular data. These advancements open new possibilities for leveraging tabular data and achieving performance gains.

Tabular ML models are vulnerable to adversarial attacks, much like their counterparts in other data modalities. These attacks, also known as evasion attacks, involve small, carefully crafted perturbations to input data that manipulate model predictions. They were initially studied in the image domain, where invisible pixel perturbations drastically changed

Authors' Contact Information: Salijona Dyrnishi, salijona.dyrnishi@uni.lu; Mohamed Djilani, mohamed.djilani@uni.lu; Thibault Simonetto, thibault.simonetto@uni.lu; Maxime Cordy, maxime.cordy@uni.lu, University of Luxembourg, Luxembourg; Salah Ghamizi, Luxembourg Institute of Health, Luxembourg, salah.ghamizi@lih.lu and RIKEN AIP, Japan.

Permission to make digital or hard copies of all or part of this work for personal or classroom use is granted without fee provided that copies are not made or distributed for profit or commercial advantage and that copies bear this notice and the full citation on the first page. Copyrights for components of this work owned by others than the author(s) must be honored. Abstracting with credit is permitted. To copy otherwise, or republish, to post on servers or to redistribute to lists, requires prior specific permission and/or a fee. Request permissions from permissions@acm.org.

© 2025 Copyright held by the owner/author(s). Publication rights licensed to ACM.

Manuscript submitted to ACM

the model’s decision. Similar vulnerabilities in tabular settings involve targeted modifications to critical features such as financial transaction amounts, patient lab results, or network traffic metrics, leading to wrong predictions. For instance, a fraud detection model could be deceived into misidentifying fraudulent transactions as legitimate by changing the transaction amount from 100 euros to 101 euros. This vulnerability of Tabular ML models was first brought to attention by Ballet et al. [13], with subsequent research exploring these risks across various tabular applications, including credit scoring [49], fraud detection [4], phishing [53], and intrusion detection [121].

Unlike adversarial attacks on continuous data like images, those on tabular data present unique challenges due to the inherent heterogeneity and interdependencies in such datasets. Tabular data often includes a mix of numerical and categorical variables, some of which may be immutable (e.g., demographic information like age) or governed by strict logical relationships (e.g., a loan amount should not exceed a certain percentage of income). Crafting adversarial examples that respect these domain-specific constraints while successfully misleading a model is significantly more complex than perturbing pixel values in images. Furthermore, many real-world applications often involve constraints like regulations, business logic, or physical limitations that make many adversarial perturbations infeasible. As a result, directly applying unrestricted attack methods from computer vision often yields unrealistic examples with limited relevance to tabular data models. To meaningfully assess and improve model robustness in practice, it is essential to generate adversarial examples that are not only effective in misleading models but also feasible within the real-world data and domain context. These challenges bring the need for tailored adversarial attack strategies on tabular data that explicitly account for data validity and domain constraints.

Given the important role of tabular ML for many critical applications and its susceptibility to adversarial attacks, it is important to understand, analyze, and mitigate adversarial threats in these models. Although the adversarial ML literature for unstructured data such as images [79], text [137], and audio [72], has matured with several well-established surveys, the corresponding body of work for tabular data remains fragmented. This fragmentation is largely due to the tendency of existing studies to focus on specific application domains rather than addressing tabular adversarial attacks as a unified research area. While a few surveys have been conducted within isolated contexts such as intrusion detection and spam filtering [9, 58, 63, 84], there is still no domain-agnostic synthesis that systematically describes attack methodologies and practical considerations for tabular ML. This gap motivates the need for a systematic literature review that consolidates existing research, identifies common trends and challenges, and lays the ground for future work in this field.

Therefore, we conduct for the first time in our knowledge a systematic review of the landscape of adversarial attacks on tabular ML models, consolidating insights from a wide range of application domains. Following the PRISMA methodology as detailed in Section 3, we identified and analyzed 53 relevant studies. We begin by examining **publication trends** through metadata such as publication year and venue (Section 5.1). Next, we review existing **attack methodologies** tailored to tabular data, categorize them and identify their differences with traditional image-based attacks (Section 5.2). We then explore the extent to which these attacks account for eight identified **practical considerations** relevant to real-world applications, including *efficacy*, *efficiency*, *transferability*, *feasibility*, *semantic preservation*, *plausibility*, *defense awareness* and *dataset suitability* (Section 5.3). Finally, we discuss current limitations in the literature and suggest promising directions for future research. Through this comprehensive synthesis, we aim to deepen the understanding of adversarial machine learning in the context of tabular data, highlight prevalent attack strategies, and identify critical challenges and research gaps that merit further exploration.

2 Background

2.1 Adversarial Attacks

Adversarial attacks refer to the deliberate perturbation of input data to induce erroneous predictions from machine learning models ([18, 118]). The most common definition of adversarial examples that are produced by adversarial attacks comes from the image data. Formally, given a classifier $f : \mathbb{R}^d \rightarrow \mathcal{Y}$, an input sample $x \in \mathbb{R}^d$ with true label $y \in \mathcal{Y}$, an adversarial example x^{adv} satisfies $\|x^{\text{adv}} - x\|_p \leq \epsilon$ and $f(x^{\text{adv}}) \neq y$ where $\epsilon > 0$ is a small constant that controls the magnitude of the perturbation under the ℓ_p -norm. Adversarial attacks are typically categorized based on the adversary's goal, capabilities, and knowledge:

- **Goal:** The primary objective of an adversarial attack is to mislead the model into making an incorrect prediction. Two key types of attacks can be distinguished:
 - *Untargeted attack:* The adversary aims for any misclassification, causing the model to predict any incorrect label without specifying a particular target.
 - *Targeted attack:* The adversary seeks to cause the model to predict a specific incorrect label, which is predefined.
- **Knowledge:** The knowledge refers to the information the adversary has about the target model. This knowledge can vary as follows:
 - *Complete knowledge (White-box attacks):* The adversary has full access to the model, including its architecture, parameters, and training data. These attacks represent the worst-case scenario.
 - *Limited knowledge (Grey-box attacks):* The adversary knows some aspects of the model but does not have complete access. For instance, they may know the model's architecture but not its parameters, or they may have access to the training dataset.
 - *No knowledge (Black-box attacks):* The adversary has no access to the model's internals and can only observe input-output pairs. Black-box attacks are more common in real-world scenarios. They can be further categorized into:
 - * *Query-based attacks:* The adversary interacts with the target model by submitting input queries and observing the corresponding model outputs. Based on the feedback received, the adversary iteratively crafts adversarial examples.
 - * *Transfer-based attacks:* These attacks exploit the transferability of adversarial examples. The adversary generates adversarial examples using a surrogate model (which may be a different model than the target model or a model with similar architecture or data) and applies these examples to the target model. The assumption is that adversarial examples crafted for one model can also mislead other models with similar architectures or decision boundaries [98].
 - * *Hybrid attacks:* Some attacks combine query-based and transfer-based strategies, where the adversary uses query-based feedback to fine-tune adversarial examples generated using a surrogate model.
- **Capabilities:** The adversary's capabilities refer to the methods available for generating adversarial examples, which depend on the information they have access to. These methods include, but are not limited to, the following strategies:
 - *Gradient-based methods:* These attacks rely on the gradients of the loss function with respect to the input. They use the model's gradients to adjust the input data in the direction that maximizes the loss w.r.t to the correct label, thereby inducing wrong predictions. These methods are effective in white-box settings, where

the adversary has full access to the model’s parameters, as well as in transfer-based attacks, where adversarial examples generated from a surrogate white-box model are used to target a black-box model.

- *Gradient-free methods*: These methods rely solely on fitness functions derived from the model’s output and do not need internal access to the model to calculate gradients. Depending of the target scenario, such attacks are classified either as score-based attacks, where the attacks leverage the fine-grained output scores (like probabilities) of the model, or decision-based attacks which rely solely on class labels. Gradient-free methods can be split further down, but not limited to, in two categories:
 - * *Rule-based methods*: These methods rely on predefined rules and heuristics to generate adversarial perturbations. Rule-based methods are generally simpler and faster to implement, but may be less effective in more complex attack scenarios compared to gradient-based or learning-based methods.
 - * *Meta-heuristic methods*: These methods utilize nature-inspired optimization algorithms to partially explore the input space, guided by a fitness function. In the context of adversarial attacks, the fitness function typically includes misclassification, possibly along with additional goals such as minimizing perturbation magnitude or satisfying soft constraints. Meta-heuristic methods are typically iterative and evaluation-intensive in nature.
- *Learning based Methods*: These approaches involve training a model to learn a mapping from clean inputs to adversarial examples, allowing for fast, one-step attack generation once trained. While efficient at inference, they require significant training data to perform effectively.

2.2 Practical Considerations for Adversarial Attacks

Practical considerations play an important role in the development and evaluation of adversarial attacks on tabular ML models. These considerations serve both as performance criteria and as constraints, ensuring that adversarial examples are not only effective in deceiving models but also plausible and applicable in real-world scenarios. While these considerations overlap with those in other data modalities, their application to tabular data requires new perspectives due to the domain’s unique characteristics, particularly its mixed feature types and strict inter-feature dependencies. Below, we summarize key practical considerations discussed in the literature on adversarial attacks.

Efficacy. It measures how successfully the crafted inputs cause erroneous predictions. In classification tasks, efficacy is often quantified by the *attack success rate* (ASR), which is the percentage of adversarial examples that result in incorrect model outputs. Mathematically, the attack success rate is defined as $ASR = \frac{N_{\text{misclassified}}}{N_{\text{total}}}$ where $N_{\text{misclassified}}$ is the number of misclassified adversarial examples and N_{total} is the total number of generated adversarial examples. Complementary to this is *robust accuracy* (RA), which captures the model’s accuracy when subjected to adversarial perturbations. It is defined as $RA = \frac{N_{\text{correct}}}{N_{\text{total}}}$ where N_{correct} is the number of correctly classified adversarial examples, and N_{total} is the total number of generated adversarial examples. A lower robust accuracy indicates a model more vulnerable to adversarial examples. By definition, ASR and RA satisfy the relation $RA = 1 - ASR$ if and only if the adversarial examples are generated only from inputs that are originally correctly classified.

Efficiency. It describes how resource-intensive an adversarial attack is in terms of computation time, memory usage, and the number of model queries required to generate effective perturbations. Efficiency plays a critical role in real-world environments, where factors like API rate limits, system latency, and detection mechanisms may limit the adversary’s ability to interact with the model.

Transferability. It refers to the ability of adversarial examples crafted for one model to mislead another model, potentially with a different architecture or training data. This property is especially important in black-box attack

scenarios, where the adversary can craft adversarial examples for a surrogate model and tests their performance on the target model ([98]). The effectiveness of transferability can be quantified by the success rate of adversarial examples across different models: $TR = \frac{N_{\text{misc_target}}}{N_{\text{total}}}$ where $N_{\text{misc_target}}$ is the number of adversarial examples that successfully mislead the target model, and N_{total} is the total number of adversarial examples that were able to cause mis-predictions for the source model and applied to the target model.

Feasibility. It indicates whether perturbed examples remain valid within the structural and semantic rules of the application domain. Unlike image data, where small perturbations generally preserve visual realism, tabular data is more structured, consisting of various feature types such as categorical, ordinal, discrete, and continuous variables. Each feature in tabular data comes with domain-specific constraints that must be respected. Violating these constraints, such as assigning an invalid category, producing an out-of-range numerical value, or breaking feature dependencies, makes the adversarial example unrealistic and easily detectable by manual or automated data quality tools. There are a few practical constraints related to feasibility in tabular data:

- *Mutability constraints.* In tabular data, mutability constraints define which features must remain unchanged during adversarial perturbations due to domain-specific or practical limitations. These typically include attributes, such as blood group or date of birth, which are either immutable by nature or prohibitively costly or infeasible for an adversary to manipulate. Mutability constraints are typically handled by masking immutable features, allowing perturbations to be applied only to the remaining modifiable ones.
- *Structural Constraints.* Tabular features are typically bound by predefined domains and data types. For instance, age may be restricted to integer values within [0, 120], and categorical features must belong to a fixed set of classes. Likewise, binary indicators and one-hot encoded fields must remain strictly binary. To preserve data integrity, adversarial perturbations must respect these structural constraints. This is often achieved using techniques such as clipping, rounding, or projection to ensure that modified inputs remain within valid value ranges and formats.
- *Inter-feature Dependencies.* Tabular datasets often contain logical or statistical dependencies between features. These dependencies may include domain-specific rules (e.g., `LoanAmount` should not exceed a certain percentage of `Income`) or engineered relationships (e.g., `TotalDebt = MortgageDebt + CreditCardDebt`). To preserve these dependencies, adversarial attacks must employ methods such as constraint-aware optimization, rule-based validation, or post-hoc projections that ensure consistency across related features.

Adversarial perturbations that fail to respect mutability, structural, and inter-feature dependencies compromise data validity and are often easily detected by automated systems or domain experts. As a result, preserving these requirements contributes to ensuring the realism and stealth of adversarial examples in practice. This requirement is emphasized in the TabularBench benchmark ([113]), which explicitly filters out adversarial examples that violate such constraints.

Semantic preservation. It refers to whether adversarial perturbations preserve the semantic meaning of the input, ensuring that the changes do not distort the real-world interpretation of the data (e.g., a slightly altered image of a cat remains recognizable as a cat). In image tasks, L_p -norm constraints are commonly used to limit perturbations and ensure that they remain visually imperceptible. This works well because each pixel is a continuous value within a fixed range (e.g., 0–255), and small changes in pixel intensities typically result in a perceptually similar image, preserving the semantics. However, when applied to tabular data, L_p -norm constraints are less effective. In this case, L_p -norms measure only numerical proximity and do not guarantee that the perturbations are semantically valid. For example, changing a feature like “employment status” from “employed” to “unemployed” may result in a minimal $L_0 = 1$

change but can completely alter the input’s context and outcome. In a loan approval scenario, such a change would likely lead to a rightful rejection, as the applicant now has a higher risk.

Plausibility. It captures whether an adversarial example appears realistic and coherent within the expected distribution of the data, particularly from the perspective of a human observer or domain expert. In the image domain, plausibility is closely related to semantic preservation and imperceptibility, addressed by L_p norm perturbations. Slight pixel-level modifications, when constrained by an L_p -norm, are typically imperceptible to humans and do not distort the perceived image. While minimal L_p -norm perturbations in images can preserve both semantics and plausibility, the same is not directly applicable to tabular data. Minimal perturbations in tabular data may (or may not) preserve semantic meaning, but when they fail to adhere to the logical or business rules that domain experts expect, they are implausible. For example, in a credit scoring dataset, slightly increasing an applicant’s income might not change their overall risk category. However, if the reported income becomes inconsistent with other features, such as employment status, or declared expenses, it could raise red flags during manual or automated inspections.

Defense awareness. It considers whether an adversarial attack accounts for the presence of defenses in the target model. In practice, models may employ defenses such as adversarial training [81], feature masking [45], or input sanitization [131]. Evaluating attacks only on undefended models overlooks the impact of such defenses on model behavior. To ensure realistic assessments, attacks should also be tested against defended models, requiring the development of adaptive attacks that consider the specific defenses in place. As new defenses emerge, testing on both defended and undefended models is necessary for a comprehensive evaluation of adversarial robustness in tabular ML.

Dataset suitability. It reflects how well the evaluation dataset captures real-world conditions, and whether its selection is justified and appropriate for the attack scenario. Using a limited number, overly simplistic, synthetic, or narrowly scoped datasets can reduce the relevance of the results. Suitable datasets exhibit diversity, are aligned with real application domains, and support well-defined threat models. Justifying dataset selection and acknowledging its limitations are essential for ensuring that attacks are not overly tailored to specific benchmarks and that results translate to practical settings.

3 Methodology

This study follows the Systematic Literature Review (SLR) methodology [68], ensuring a structured and reproducible approach to identifying and analyzing adversarial attacks on tabular data. To enhance transparency, we adhere throughout the selection and evaluation process to the PRISMA 2020 guidelines [96].

Aim and Scope. This systematic review aims to comprehensively examine the current landscape of adversarial attacks targeting tabular ML models. To our knowledge, this is the first systematic effort to consolidate and analyze findings from a wide range of domains specifically concerning tabular data. We identified and reviewed 53 academic publications written in English that introduce or apply adversarial attack techniques to tabular models. This review excludes works focused primarily on defense strategies, robustness benchmarking using established attacks, or methods based on random perturbations without a principled adversarial formulation. Our scope includes analyzing publication trends in adversarial attack research for tabular data, organizing and synthesizing the methodologies employed across different studies, and evaluating the extent to which these attacks address practical real-world considerations, such as those defined in Section 2.2. Through this structured analysis, we aim to discover methodological patterns, highlight overlooked challenges, and identify possible future research directions. The review is guided by a set of research questions outlined in Section 4.

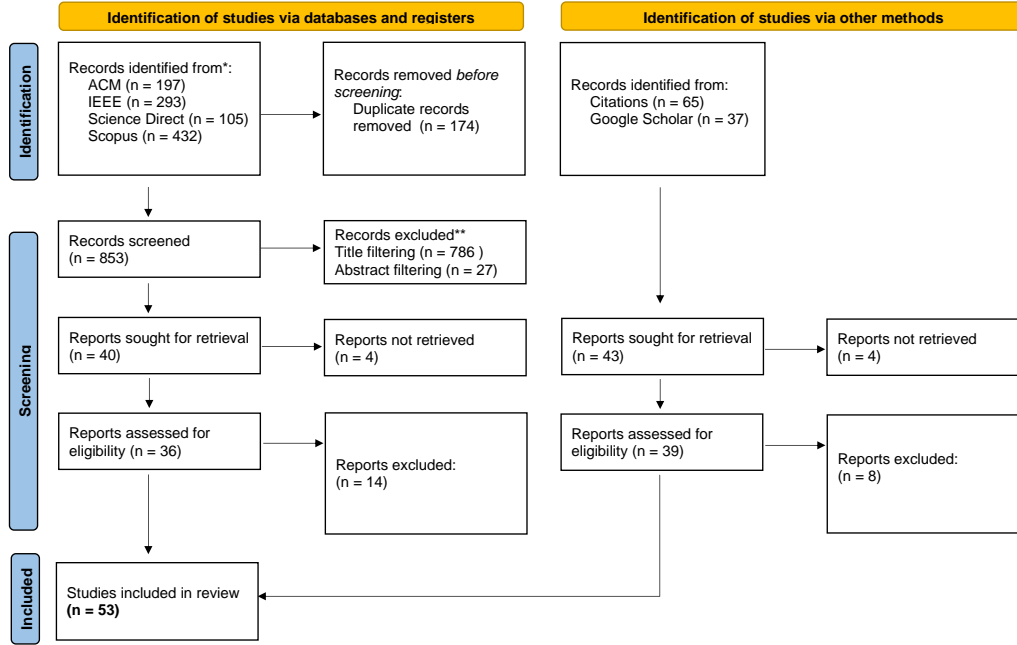


Fig. 1. Overview of the research paper screening process.

Data Collection. The data collection process took place between February 24, 2025, and March 4, 2025, across four major academic databases: IEEE Xplore, Scopus, ACM Digital Library, and Semantic Scholar. The search query used was designed to broadly capture studies that propose novel adversarial attack methodologies for tabular data while filtering out surveys and review articles. The following search string was applied, with adaptations made for each database's syntax: AllField: (("adversarial attack*" OR "adversarial example*") AND "tabular data") AND Title: (NOT (survey OR review)). After merging search results and removing duplicates, an initial list of 853 papers was identified.

Study Selection and Filtering. A multi-stage filtering process was implemented to refine the selection. Initially, papers were screened based on their titles to eliminate irrelevant studies. This was followed by an abstract-based filtering stage, where papers that did not explicitly propose novel adversarial attacks for tabular data were removed. After this stage, 40 papers remained and were subjected to full-text retrieval; however, 4 of these were inaccessible due to paywall restrictions. The remaining 36 papers underwent a thorough full-text assessment to determine their eligibility according to predefined inclusion and exclusion criteria. Studies were included if they: *a*) were written in English and *b*) introduced a new adversarial attack technique specifically targeting tabular ML. Excluded studies were those that: *a*) primarily focused on defense mechanisms, *b*) evaluated robustness using previously established adversarial attacks, *c*) employed random perturbation-based strategies rather than systematic adversarial methodologies, or *d*) operated before feature extraction into a tabular form. In the end, 22 studies met these criteria and were included in the review.

Additional Sources. To expand our set of relevant studies, we used a snowballing approach by identifying articles that cited or were cited by the 22 studies identified in the initial screening. This yielded 65 additional articles. To further

complement the database results, we also conducted a manual search on Google Scholar using the same search terms as in the primary search. Due to the limitations of automated extraction, we limited this search to the top 100 results ranked by Google Scholar’s relevance algorithm, which added 37 more articles. These 102 papers were screened using the same process described in the “*Study Selection and Filtering*” section above. After title and abstract screening, 43 papers were selected for full-text retrieval. Of these, 39 were successfully retrieved and assessed, of which 31 met the inclusion criteria.

Combining the selected papers from the initial set and the additional resources, we retained in total **53 papers** for detailed analysis. An overview of the selection process is presented in Figure 1 using the PRISMA 2020 flowchart, which shows the number of records identified, screened, excluded, and included in the final dataset.

Data Extraction. For each selected article, we extracted metadata and relevant research information. The metadata included author names, paper title, year of publication, publication venue, citation count, and the main research focus. For the research-relevant content, we analyzed the adversarial threat model, including the adversarial goal, knowledge level, and capabilities. We also collected information on the paper’s awareness of practical considerations outlined in Section 2.2 necessary for real-world applicability. The extracted data were synthesized to provide an overview of the current landscape of adversarial attacks for tabular ML, highlighting emerging trends, common challenges, and potential directions for future work.

4 Research Questions

We structure our study around the following research questions to systematically analyze the state of research on adversarial attacks for tabular ML models.

RQ1: *What are the key research trends and evolution patterns in adversarial attacks on tabular ML models?*

Understanding the historical progression and current trends helps contextualize the state of the field. This question investigates the evolution of research in this domain by analyzing publication trends over time, including the number of studies published annually and the venues (conferences and journals) where they appear. We also identify dominant themes in the literature and assess citation metrics to highlight influential studies and methodologies that have shaped the field.

RQ2: *Which methods are currently used to generate adversarial examples for tabular ML models?*

This question examines the range of techniques developed to craft adversarial examples for tabular data. We collect and report details of the corresponding threat models, including adversarial goals, knowledge, and capabilities. We analyze whether these methods adapt attacks originally developed for image-based models or are specifically designed for tabular data. In addition, we investigate how each method addresses the inherent characteristics of tabular features.

RQ3: *How do the reviewed works address the practical considerations for adversarial attacks on tabular ML models?*

This question examines how the attack methods reviewed in RQ2 incorporate the eight key aspects of practical adversarial attack design and evaluation (efficacy, efficiency, transferability, feasibility, semantic preservation, plausibility, defense awareness, dataset suitability). We assess which of these factors are explicitly addressed, the degree of emphasis placed on each, and how these choices reflect the readiness of the methods for deployment in real-world applications. This helps reveal whether existing research aligns with practical concerns or remains largely theoretical.

By addressing these research questions, this study aims to provide a comprehensive overview of adversarial attacks on tabular ML, highlight gaps in the current research landscape, and identify promising directions for future work.

5 Research Findings

This section presents the key findings derived from the analysis of meta-data and research content extracted from the 53 selected studies. The analysis addresses the three research questions presented earlier, providing insight into research trends, adversarial methods, and practical considerations.

5.1 RQ1: Research Trends and Advances

We begin by analyzing research trends through publication timelines, venue distribution, research focus, and citation patterns. The complete extracted metadata used for this analysis is provided in Appendix A.

Publication Timelines. Figure 2 presents the annual publication counts from 2018 to 2024¹, split by type of venue. The earliest identified use of adversarial attacks on tabular data appears in [78], which targeted network intrusion detection systems (NIDS). Although it employed tabular inputs, the study did not frame the task as a general adversarial attack on tabular data. In contrast, [13] is widely recognized as the first domain-agnostic work, establishing general principles for adversarial attacks in tabular settings. From 2018 to 2021, the number of publications increased steadily, reflecting growing research interest. This trend culminated in a publication peak in 2021, marked by several key contributions [40, 53, 106, 111] that introduced novel attack strategies, addressed domain-specific constraints, and deepened theoretical insights into robustness for tabular ML. After 2021, the number of publications began to stabilize. This transition aligns with broader trends in machine learning security, including rising interest in foundation models and generative AI threats. These developments may have contributed to a relative decline in research in later years, specifically addressing adversarial robustness in tabular ML.

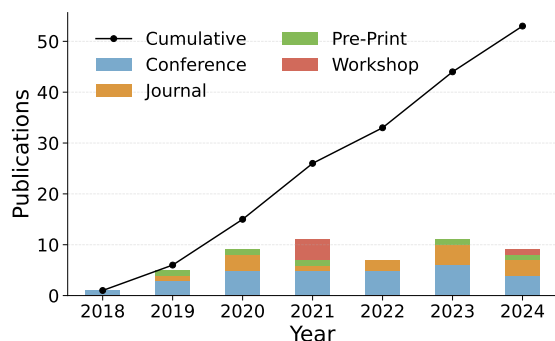


Fig. 2. Publications over time by venue type.

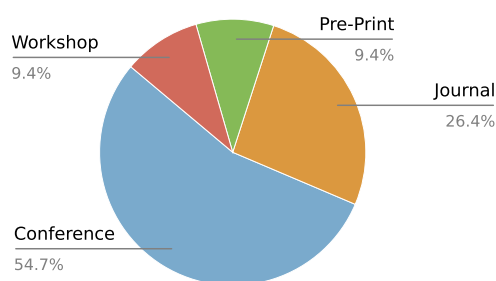


Fig. 3. Publications by venue type.

Publications by Venue. We examine how publications are distributed by venue type, as seen historically in Figure 2 and overall in Figure 3. We further detail their distribution according to venue specialties in Table 1. Conferences are the most frequent venues with 54.7% of publications. This reflects the fast-moving pace of the field, where new methods benefit from quick peer feedback. Well-known conferences include IEEE S&P, NDSS, AAAI, NeurIPS, and ICML. Journals make up 26.4%, primarily from the cybersecurity space such as JCS, TOPS, and TDSC. Notably, none of the reviewed papers were published in AI or ML journals. Workshops and pre-prints each account for 9.4%. While often used for early-stage work, some of the most cited and impactful contributions in this area [13, 53, 106] are still

¹The data reported here is based on the year of first preprint appearance, when applicable, as it better reflects when the work became publicly available. Exact publication years in peer-reviewed venues are listed in Appendix A.

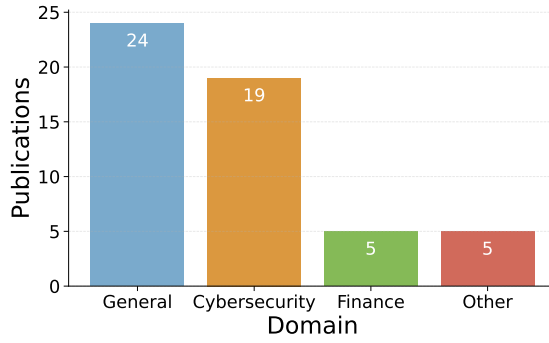


Fig. 4. Distribution of research focus by application domains.

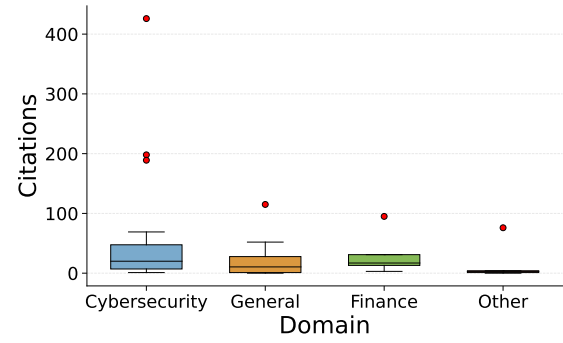


Fig. 5. Citations distribution per application domain.

only available as preprints. Regarding the distribution over time, Figure 2 shows an increase in both conference and journal publications. Notably, the ratio between journals and conferences between 2022 and 2024 remains stable, while a decrease of conferences compared to journals would have indicated a trend towards slower and more mature work.

The majority of publication venues fall within the Cybersecurity and AI & ML domains, with 14 papers each (ref. Table 1). Other areas include Big Data, Data Mining, and Knowledge Discovery (8 papers), System Design & Engineering (5 papers), and Computer Networks & Communication (3 papers). An additional 9 publications are spread across various other venues. An interesting observation is that research on adversarial attacks for tabular data is highly fragmented, with nearly as many venues as publications (46 vs 53). This reflects its interdisciplinary nature, which spans cybersecurity, artificial intelligence, and domain-specific applications. It also highlights the need for more unified benchmarks and stronger interdisciplinary collaboration.

Table 1. Publication Venues by Domain and Venue Type.

Domain	Venue Type	Venues	#Ven	#Pub
Cybersecurity	Journal	JCS, TOPS, JISA, DTRAP, C&S	5	7
	Conference	DBSec, ARES, SP, AsiaCCS, CCS, NDSS, DSC	7	7
AI & ML	Conference	MAKE, NeurIPS, ICMLA, IJCAI, AAAI, IJCNN, ICML, ICMLC, CVIDL	9	10
	Workshop	AI Safety, SafeAI, NextGenAISafety, ML4Cyber	4	4
Big Data, Data Mining, & Knowledge Discovery	Journal	KBS, TKDD,	2	2
	Conference	PAKDD, KDD, CIKM, ITADATA, BigDIA	5	5
	Workshop	MUFin21	1	1
System Design & Engineering	Journal	ESWA, TDSC, SMC	3	3
	Conference	USBREIT, ICPADS	2	2
Computer Networks & Communication	Journal	Future Internet, TNSM	2	2
	Conference	IWCMC	1	1
Others	Conference	ICAIF, ESEC/FSE, IIKI, IPISA	4	4
	Pre-print	arXiv	1	5

Research Focus. We analyzed the titles and abstracts of the selected articles to determine the primary research focus as claimed by the authors. The analysis revealed two main directions: general-purpose approaches and domain-specific studies. Some papers proposed methods claiming to be applicable across a wide range of tabular datasets, while others

targeted specific applications in specific domains.² Figure 4 shows that 24 publications focus on general tabular data, 19 on cybersecurity applications (NIDS, phishing, spam), 5 on financial applications (fraud, credit scoring), and 5 on other application domains (CPS, IoT, click-through rate, access control). This breakdown highlights the interest in domain-specific adversarial attack strategies that account for particular domain constraints. Given the inherently adversarial nature of cybersecurity, where robustness and attack resilience are critical, it is unsurprising that it accounts for 36% of the studies.

In addition to domain-specific goals, many studies focus on methodological aspects of adversarial attacks on tabular data and practical concerns for real-world implementation. Several articles address components of the threat model, with 6 studies exploring black-box scenarios with limited knowledge (e.g., [4]) and 12 examining adversarial capabilities, including the design of novel attack strategies (e.g., [53]), targeted attacks (e.g., [100]) and robustness considerations for specific data types, such as regression tasks and categorical features (e.g., [55]). Other papers address practical considerations for real-world applications, with feasibility being the most frequently discussed theme, with 23 papers examining whether adversarial examples can be realistically generated in real-world settings (e.g., [122]). Efficiency appears in four studies, focusing on the computational cost and optimization trade-offs of attack and defense mechanisms e.g ([82]) and only one paper explicitly examines plausibility[13]. These focus areas often overlap, and one paper can address multiple aspects simultaneously, highlighting the multidimensional challenges in developing robust adversarial techniques for tabular data.

Citation Trends. The analysis of citation distributions across application domains (Figure 5 and Table 2) provides insight into the visibility and impact of adversarial attack research on tabular data. The cybersecurity domain tends to receive the highest number of citations. The most cited paper [78] has accumulated 426 citations since its initial release, while other highly cited works in the top 25% citation bracket range between 50 and 198 citations. In contrast, the general tabular data category shows a more even citation spread. The most cited paper - the first recognized adversarial attack[13] tailored to tabular ML - has 115 citations, with others ranging between 30 and 52. This suggests a consistent but lower overall impact. Adversarial attack research in finance also demonstrates notable citation counts, with [22] reaching 95 citations, indicating interest in adversarial robustness within financial applications. In the "Other" category, only one paper exceeds 70 citations, with a sharp drop-off to just 4 for the next most cited.

Table 2. Top 25% most cited papers per application domain.

General		Cybersecurity		Finance		Other	
Ref	Citations	Ref	Citations	Ref	Citations	Ref	Citations
[13]	115	[78]	426	[22]	95	[76]	76
[26]	52	[124]	198	[49]	31	[35]	4
[106]	35	[6]	189				
[40]	34	[23]	69				
[85]	32	[138]	50				
[55]	30						

The larger volume and higher citation spread for cybersecurity studies, compared to studies promoted as general, may be explained by the real-world threats that adversarial attacks pose to high-stakes applications in cybersecurity.

²This distinction does not imply that domain-specific methods cannot be generalized; rather, we categorize the studies based on how the authors themselves position their work.

Alternatively, it may indicate that general methods are not sufficiently tailored to capture the specific characteristics of realizable attacks in cybersecurity. A final interesting observation is that the most cited works were all first made available between 2018 and 2021. This timing coincides with the publication peak shown in Figure 2. The high citation counts may partially reflect the advantage of time, but they also suggest that many foundational contributions to this field originated during that window.

Research Trends and Advances

From 2019 to 2021, research on adversarial attacks for tabular data increased steadily before stabilizing in recent years. No common publication venue has emerged during these years, with almost as many venues as papers published (46 vs. 53). Researchers typically frame their work either as domain-specific (mainly in cybersecurity and finance) or as general-purpose attacks for tabular data. From these, cybersecurity-focused papers have larger citation counts.

5.2 RQ2: Adversarial attack methods for tabular data

The studies included in this review revealed 61 unique attacks. They vary in terms of their goals (targeted vs. untargeted), attacker knowledge (white-box, gray-box, black-box), and optimization strategies (gradient-based, gradient-free, learning-based, or hybrid approaches). While the goals and threat models largely align with those observed in attacks on other data modalities (e.g., images or text), the optimization strategies in the tabular domain require special consideration due to the structured nature of the data and inter-feature dependencies. Given these domain-specific constraints, we analyze these attacks primarily based on their underlying optimization techniques. Each category is introduced in detail, with corresponding summary tables reporting the associated attack goals and knowledge assumptions. Some papers propose multiple attacks; in such cases, we report the results for each attack separately.

We summarize our findings in Figure 6. The results indicate that classification is a heavily studied *adversarial task* (58 out of 61 attacks). While classification attacks can theoretically be adapted to regression problems by modifying the objective function, the current research landscape lacks extensions of theoretical frameworks and evaluation strategies for regression settings. This gap may be attributed to several factors: the limited availability of regression datasets, the relatively lower occurrence of adversarial threats in regression scenarios, and the overall simplicity of classification tasks compared to regression. A similar imbalance can be seen within classification tasks, where 40 out of 53 focus solely on binary classification, and assume a straightforward generalization to multi-class.

Regarding the *target strategies*, a large portion of the attacks (38) are proposed only in the non-targeted setting. We hypothesize that the non-targeted scenario (1) is easier to implement and study, (2) is equivalent to the targeted setting in binary decision scenarios, and (3) aligns with the minimal goal of attackers e.g. causing any failure of the system. Despite this, there are 14 attacks proposed specifically for the targeted setting, and an additional 9 that support both targeted and non-targeted modes. Meanwhile, the distribution of attacks by *knowledge levels* highlights a preference for black-box compared to white-box attacks (32 vs 23), and 6 of them being gray-box. This likely reflects practical considerations, where researchers assume limited access to the internal parameters of a model. Finally, results show a relatively balanced use of attack optimization strategies, with gradient-free methods (23) slightly more common than gradient-based ones (19), possibly reflecting a modest preference for approaches that don't rely on model internals. Learning-based attacks, though fewer (15), reflect a need for data driven efficient approaches, while hybrid methods (6) remain less explored, suggesting potential for future research that combines strengths across techniques.

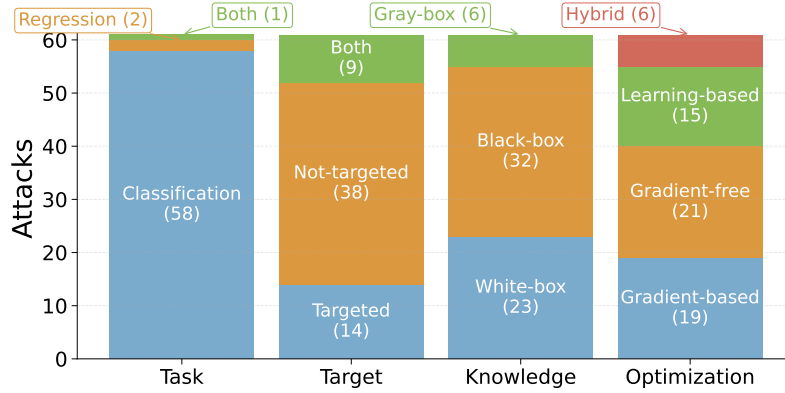


Fig. 6. Distribution of attacks across tasks, target, knowledge, and optimization.

With the general categorization and summary of attacks established, we now proceed to a detailed examination of each attack category, organized by their underlying optimization strategies.

5.2.1 Gradient-based approaches. Table 3 summarizes the key properties of gradient attacks for tabular ML. Most of these attacks are derived from or inspired by classical image attacks, extended to support the characteristics of tabular data. Some others are novel approaches that, while inspired by gradient-based attacks on images, are not direct adaptations of these methods.

Adaptations of traditional image attacks can be organized into four thematic families based on the original attack they derive from: Carlini & Wagner (C&W) [21], Iterative Fast Gradient Method (I-FGSM/BIM) [71] and its improved version Projected Gradient Descent (PGD) [81] and Jacobian Saliency Map Attack (JSMA) [99].

- *C&W adaptations:* LowProofFool [13] attack modifies the C&W loss by adding a feature-importance regularizer that penalizes changes to the most correlated features with the target, while Nobi et al. [95] extends it to enforce both mutability ranges and one-hot consistency for mixed categorical and continuous features. Teuffenbach et al. [121] further guides the C&W optimizer toward easily altered features by weighting each variable according to its difficulty of modification. Meanwhile, Alhussien et al. [7] takes a different approach by introducing an explicit projection step after C&W (and DeepFool [88]) to revert adversarial examples into the valid subspace defined by type, range, and relational constraints.
- *I-FGSM adaptations:* Constraint-based I-FGSM [122] multiplies the input gradient by a binary constraint matrix at each iteration to preserve feature correlations, while Kong and Ge [69] adapts I-FGSM for regression tasks by maximizing output change within a perturbation budget and scaling each gradient step accordingly.
- *PGD adaptations:* Erdemir et al. [40] proposes to adjust gradients based on data correlations with the target variable, and Sheatsley et al. [106] combines PGD with a DPLL-based SAT solver that projects perturbed examples into regions defined by learned CNF constraints, while minimizing the number of perturbed features. Similarly, CaFa [17] mines denial constraints via FastADC and enforces them via SAT projection, also bounding the number of modified features. CAPGD [111, 114] embeds differentiable constraints within the loss and uses constraints repair for equality constraints, adding adaptive step-size, momentum, and random restarts to improve convergence under these complex restrictions.

Table 3. Overview of Gradient-based Adversarial Attacks on Tabular Data.

Ref.	Year	Attack	Task	Targeted	Knowledge	Description	Domain	Code
[13]	2019	LowProFool	Classification	Yes	White-box	Feat.-weighted C&W	General	Yes
[26]	2019	FENCE	Classification	No	White-box	Constrained optimization	General	Yes
[122]	2020	C-IFGSM	Classification	No	White-box	Constrained I-FGSM	General	No
[107]	2020	AJSMA	Classification	Yes	White-box	Constrained JSMA variant	General	No
[121]	2020	–	Classification	Yes	White-box	Feat.-weighted C&W	Cybersecurity	No
[85]	2020	–	Class. & Reg.	No	White-box	Constrained JSMA	General	Yes
[76]	2020	–	Classification	No	White-box	Best effort search + gr.	Other	No
[106]	2021	CSP	Classification	No	White-box	PGD & JSMA comb.	General	No
[40]	2021	–	Classification	No	White-box	Feat.-weighted PGD	General	Yes
[55]	2021	–	Regression	No	White-box	Jacobian guided	General	No
[64]	2022	–	Classification	No	White-box	Gradient optimization	General	No
[95]	2022	–	Classification	Yes & No	White-box	LowProFool variant	Other	Yes
[132]	2022	PCAA	Classification	No	White-box	Probabilistic cat. gradient	General	No
[69]	2023	–	Regression	No	White-box	I-FGSM variant	General	No
[92]	2023	DNA	Classification	No	White-box	C&W version for cat. data	General	No
[17]	2024	CaFA	Classification	No	White-box	Constrained PGD variant	General	Yes
[114]	2024	CAPGD	Classification	No	White-box	Constrained PGD variant	General	Yes
[7]	2024	–	Classification	Yes & No	White-box	Constrained C&W	Cybersecurity	Yes
[7]	2024	–	Classification	Yes & No	White-box	Constrained DeepFool	Cybersecurity	Yes

- *JSMA adaptations*: AJSMA [107] classifies features as primary or secondary, dynamically filtering out perturbations that violate protocol or relational constraints, whereas Mathov et al. [85]’s latent JSMA first embeds heterogeneous inputs into a continuous space, applies JSMA with Adam-based updates, and then projects the results back into the valid feature domains.

Other attacks depart from direct image analogs to address domain-specific dependencies. ConAML [76] constructs a dependency matrix for Cyber-Physical System variables, backpropagating through independent features and linearly adjusting dependents. Ju et al. [64] aims to preserve the data distribution by enforcing a KL divergence constraint while also controlling skewness and kurtosis coefficients. FENCE [26] groups features into correlated families, updating both the maximal-gradient feature and its dependents to maintain semantic consistency. Gupta et al. [55] introduce a two-step process where the Jacobian estimates feature influence before a projected gradient refinement, PCAA [132] models categorical perturbations as distributions, estimating expected gradients and thresholding changes in cross-entropy loss. Finally, Nandy et al. [92] tackle one-hot encoded spaces by relaxing them into a continuous domain via reparameterization, then minimizing a composite loss that balances classification error, boundary proximity, entropy regularization, feature correlation, and edit counts.

Our analysis shows that most gradient-based attacks on tabular data (13 out of 19) are adaptations of classical image-based methods, adjusted to handle tabular-specific constraints like feature mutability, structural consistency, and relationships between features. These adjustments usually involve adding projection steps or embedding constraint penalties directly into the loss function. This means that even though tabular data comes with unique challenges, small changes to existing attacks might be enough in many situations. At the same time, these adaptations can add complexity and require more computation, reflecting a balance between making attacks realistic and keeping them efficient. Because tabular data comes from many different areas (e.g cyber-physical system) some domain-specific constraints and data types may still need custom attack strategies. In particular, handling categorical features and complex relational dependencies often calls for specialized approaches. We also see promising work combining gradient-based methods with symbolic reasoning, projection or constraint solvers, which helps manage these constraints more effectively.

5.2.2 Gradient-free approaches. Gradient-free attacks observed in the reviewed studies (ref. Table 4) fall into three broad families: rule-based methods that rely on predefined heuristics or domain insights, meta-heuristic search strategies that treat adversarial generation as a global black-box optimization problem, and other approaches.

Rule-based attacks can themselves be subdivided into three core approaches.

- *Combinatorial feature exploration* techniques that exhaustively or selectively substitute discrete feature values and enumerate possible adversarial examples. Early work by Shirazi et al. [109] picks subsets of phishing-related features and replaces them with values sampled from other phishing examples to find variants that bypass detectors. A later extension [110] groups similar instances and focuses substitutions on clusters with historically high evasion rates, thereby speeding up the search.
- *Logical and mathematical transformations* apply algebraic operations to features drawn from benign distributions, malicious distributions, or both. One such example is Flow-Merge [2] which builds adversarial examples by merging benign and malicious network flows via count accumulation and ratio-based averaging to preserve functional characteristics. Meanwhile, FIGA [53] perturbs the top-k features (selected by information gain or Gini impurity) in proportion to the sample’s total feature sum and in directions dictated by the difference between class-wise feature means. MS-FIGA [65] further reduces model queries by clustering samples and reusing cluster representatives for perturbation. In addition, simpler attacks [4, 135] manipulate binary features through bitwise OR operations or flips to benign categories, and apply fixed constant or logarithmic-exponential transforms on continuous features to reduce detection scores. Finally, Debicha et al. [33] performs gradient estimation by using the sign of the difference between benign feature means and the original malicious instance to guide perturbations.
- *Statistical pattern-based methods*, such as A2PM [126], maintain dynamic interval statistics for continuous features and store valid categorical combinations. They apply additive or subtractive modifications within moving-average intervals or swap coherent categorical sets to preserve semantic consistency.

Meta-heuristic attacks, on the other hand, treat adversarial example generation as a multi-objective optimization with one or more of these objectives, such as evasion success, perturbation magnitude, and feasibility of adversarial examples in the real world. Evolutionary algorithms and swarm-based strategies have been applied to various domains. For example, CoEVa2 [49] formulates credit-scoring evasion as a four-objective genetic algorithm that balances misclassification, minimal perturbation, domain constraints, and overdraft gains. Although it requires manual weight tuning for each objective. MOEVA [111] abstracts this framework to any tabular task by automatically balancing objectives without domain expertise. Similarly, Alhajjar et al. [6] compares genetic algorithms and particle swarm optimization for network intrusion detection, using a voting ensemble as the fitness function but considering only misclassification and overlooking domain constraints.

Other approaches include a diverse range of techniques, among them constrained optimization with algorithms like COBYLA that iteratively perturb original examples under linear and non-linear constraints. OptAttack [23] and AdversSpam [28] both use COBYLA to satisfy complex constraints ranging from semantic dependencies to statistical correlations, while aiming for evasion. However, these approaches come with the cost of scaling poorly with input dimensionality. On a different approach Kireev et al. [67] constructs a graph whose nodes are feasible states of the input data and edges correspond to allowable feature changes weighted by their real-world modification costs. The algorithm then finds the cheapest path that flips the model’s decision. Meanwhile, MISLEAD [66] uses SHAP values to select the direction of perturbation and a binary search to compute the minimal perturbation needed for misclassification. Finally,

Table 4. Overview of Gradient-free Adversarial Attacks on Tabular Data.

Ref.	Year	Attack	Task	Target	Knowledge	Description	Domain	Code
[109]	2019	–	Classification	Yes	Gray-box	Combinatorial	Cybersecurity	No
[2]	2019	Flow-Merge	Classification	Yes & No	Black-box (query)	Merge features	Cybersecurity	No
[23]	2020	OptAttack	Classification	No	Black-box (transfer)	Cons. Optimization	Cybersecurity	No
[49]	2020	CoEvA2	Classification	No	Black-box (query)	Genetic Algorithm	Finance	Yes
[6]	2020	–	Classification	Yes	Black-box (query)	Genetic Algorithm	Cybersecurity	No
[6]	2020	–	Classification	Yes	Black-box (query)	Particle Swarm Opt.	Cybersecurity	No
[110]	2021	–	Classification	Yes	Gray-box	Combinatorial	Cybersecurity	No
[53]	2021	FIGA	Classification	Yes	Gray-box	Rule based	General	No
[22]	2021	–	Classification	No	Black-box (query)	Modified Zoo	Finance	No
[22]	2021	–	Classification	No	Black-box (query)	Modified HopSkipJump	Finance	No
[22]	2021	–	Classification	No	Black-box (query)	Modified Boundary	Finance	No
[111]	2021	MOEVA	Classification	No	Black-box (query)	Genetic Algorithm	General	Yes
[4]	2021	–	Classification	No	Black-box (query)	XOR and constant δ	Finance	No
[126]	2022	A2PM	Classification	Yes & No	Black-box (query)	Statistical pattern	Cybersecurity	Yes
[135]	2022	Multi-SpacePhish	Classification	Yes	Black-box (query)	Flip to benign cat.	Cybersecurity	Yes
[67]	2022	–	Classification	No	Black-box (transfer)	Graphical framework	General	No
[65]	2023	MS-FIGA	Classification	Yes	Gray-box	Rule based	General	No
[33]	2023	–	Classification	No	Gray-box	Gradient estimation	Cybersecurity	No
[28]	2024	–	Classification	Yes	Gray-box	Cons. optimization	Cybersecurity	Yes
[66]	2024	–	Classification	Yes & No	Black-box (query)	Binary search	Cybersecurity	No
[7]	2024	–	Classification	Yes & No	Black-box (query)	Constrained Zoo	Cybersecurity	Yes

researchers have extended gradient-free image-based attacks to tabular data, similarly to what we saw with gradient-based attacks. Cartella et al. [22] modify Zoo, Boundary, and HopSkipJump algorithms with custom classification-error thresholds, perturbation norms reflecting human inspection probabilities, and strict type checks. Similarly, Alhussien et al. [7] refines Zoo for the network intrusion domain, to handle structural and inter-feature constraints.

Gradient-free attacks on tabular data are characterized more by diversity than by shared design principles. Rule-based methods are mostly manually crafted, using simple, domain-specific heuristics like bit-flipping or count merging. While efficient, these attacks rarely generalize, and there’s little effort to formalize their logic. Meta-heuristic methods offer broader applicability, but adaptations of algorithms like genetic or swarm search remain limited. A few gradient-free attacks from the image domain have been adapted to tabular settings with added feasibility constraints, but far fewer than in gradient-based attacks, where such adaptations are the norm. Despite some progress, the field still lacks a clear understanding of what makes a gradient-free attack effective under realistic tabular constraints.

5.2.3 Learning-based approaches. Table 5 summarizes learning-based attacks on tabular data. Notably, GAN-based methods dominate this category, with only two approaches deviating from this trend with alternative architectures.

GAN-based approaches. These were among the earliest methods developed for adversarial attacks on tabular ML. Among the reviewed works, Lin et al. [78] is both the earliest and the most widely cited. The studies under our review that use GANs generally aim to perturb non-functional features while preserving the underlying data semantics. While the goal is consistent across studies, architectural and input design choices vary. For example, (C-)WGANs are employed by [12, 36, 78, 117, 138], CTGAN by Asimopoulos et al. [11], whereas others like [23, 124] rely on vanilla GANs. Input strategies to the generator also differ: some use original instances [23, 117, 124], Alhajjar et al. [6] adds random noise to mutable sub-vectors, [11, 138] uses pure noise, and others combine noise with selected features (e.g non-functional ones) [12, 36, 78, 127]. Exceptionally, Parfenov et al. [100] takes a non-traditional approach to using GANs as adversarial generators. Their method involves inverting the values of the target binary feature and providing deliberately false class labels during their CGAN training, leading to the generation of synthetic adversarial examples that closely resemble real data while misrepresenting true classifications. Finally, Dyrmishi et al. [38] adapts tabular

Table 5. Overview of Learning-based Adversarial Attacks on Tabular Data.

Ref.	Year	Attack	Task	Targeted	Knowledge	Description	Domain	Code
[78]	2018	IDSGAN	Classification	No	Black-box (query)	Adversarial GAN	Cybersecurity	No
[124]	2019	–	Classification	No	Black-box (transfer)	Adversarial GAN	Cybersecurity	No
[23]	2020	–	Classification	No	Black-box (transfer)	Adversarial GAN	Cybersecurity	No
[138]	2021	attackGAN	Classification	No	Black-box (query)	Adversarial GAN	Cybersecurity	No
[32]	2021	FAST	Classification	No	Black-box (query)	Adversarial RL	Cybersecurity	No
[6]	2021	–	Classification	Yes	Black-box (query)	Adversarial GAN	Cybersecurity	No
[100]	2023	–	Classification	No	Black-box (query)	Adversarial GAN	Other	No
[117]	2023	GPMT	Classification	No	Black-box (transfer)	Adversarial GAN	Cyber	Yes
[36]	2023	Fool-IDS	Classification	No	Black-box (query)	Adversarial GAN	Cybersecurity	No
[11]	2023	–	Classification	No	White-box	Adversarial GAN	Cybersecurity	No
[35]	2024	CTRAttack	Classification	Yes	Black-box (transfer)	Encoder-Decoder	Other	No
[38]	2024	–	Classification	No	Black-box (query)	Adversarial GAN	General	Yes
[127]	2024	IDS-GAN	Classification	Yes & No	Black-box (query)	Adversarial GAN	Cybersecurity	No
[12]	2024	–	Classification	Yes & No	Black-box (transfer)	Adversarial GAN	Other	No

data generators like CTGAN, TableGAN, and TVAE for adversarial use, incorporating a constraint-repair layer to ensure generated samples adhere to domain-specific linear constraints.

Others. Only two studies [32, 35] do not use GANs as their learning model. Duan et al. [35] propose a multi-step attack that begins by selecting, for each target sample, the top-k most similar samples from the opposite class using KNN applied to their embedded feature representations. Following that, an encoder-decoder network generates perturbations, guided by classification loss to flip the prediction and similarity loss to preserve realistic feature distributions. The final adversarial example combines adjusted continuous features and discrete ones selected from the candidate set using KNN. Meanwhile, de Witt et al. [32] leverages reinforcement learning (RL) to generate adversarial perturbations. The RL agent receives an input instance and outputs a perturbation based on its policy. It gets a reward of 1 if the classifier is fooled, and 0 otherwise. Each iteration consists of a single step, and the agent continually refines its policy to improve adversarial generation.

Learning-based adversarial attacks on tabular data remain underdeveloped, despite their early promise. The field is heavily concentrated around GAN-based methods (12 out of 14), most of which target cybersecurity applications. However, these approaches tend to replicate the same high-level design with only minor architectural variations, such as different noise injection strategies or GAN variants. These differences are rarely evaluated systematically, and there is no standardized framework to compare components or isolate their contributions. Only one recent work [38] attempts a direct comparison across multiple generative architectures, revealing that most GAN-based methods still fall short of state-of-the-art gradient or search-based attacks. Additionally, many of these learning-based attacks do not reference or compare to one another, nor do they clearly build upon the broader lineage of learning-based attacks in the image domain. This lack of cumulative progress and critical self-positioning has led to a fragmented literature with marginal gains and no comparative benchmarking.

5.2.4 Hybrid approaches. Some works propose hybrid adversarial attack methods that integrate two or more approaches: gradient-based, gradient-free, and learning-based. An overview of these methods is provided in Table 6.

For example, Kumar et al. [70] evolved a population of encoders that take a benign input and generate specialized perturbations tailored to that input. The evolution process, guided by a genetic algorithm, optimizes these encoders over multiple generations, ultimately preserving the best-performing encoder to generate adversarial examples. This approach was later enhanced by Malik et al. [82] and transformed into a general method for tabular data rather than being limited to payment systems. The improved version supports categorical features and incorporates a binary

Table 6. Overview of Hybrid Adversarial Attacks on Tabular Data.

Ref.	Year	Attack	Goal	Targeted	Knowledge	Description	Domain	Code
[129]	2020	OPMGS	Classification	No	White-box	Gradient + Greedy Search	General	Yes
[70]	2021	ESPA	Classification	No	Black-box (query)	Encoders + GA	Finance	No
[82]	2023	TETRAA	Classification	No	Black-box (query)	Encoders + GA	General	No
[14]	2022	FEAT	Classification	No	White-box	OMP + MAB	General	Yes
[97]	2023	-	Classification	No	Black-box (query)	GAN + Boundary/HopSkipJump	Finance	Yes
[112]	2023	CAA	Classification	No	White-box	CAPGD + MOEVA	General	Yes

search-based method, further enhancing its effectiveness. Generative models have also been combined with traditional attack techniques. Pandey et al. [97] proposed a GAN-based Feature Selector Network to identify a minimal set of vulnerable features most susceptible to adversarial attacks. The selected minimal feature set is then used to craft adversarial examples using traditional attacks like Boundary [20] and HopSkipJump [24].

Wang et al. [129] presents OPMGS attack for discrete data. Categorical features are first mapped into continuous embedding vectors, allowing the model to compute gradients. At each step, the algorithm selects the feature with the highest gradient magnitude to maximize the impact on the attack outcome. Then the value is modified through a greedy-search strategy until a misclassification is achieved, or a stop condition is met. Bao et al. [14] later extended this with FEAT, which uses orthogonal matching pursuit to rank feature influence and a multi-armed bandit approach with an Upper Confidence Bound (UCB) strategy to guide the search for the most effective adversarial modifications.

Another interesting hybrid strategy named Constrained Adaptive Attack (CAA) was proposed by [112], building upon their gradient-based attack CAPGD [114] and their evolutionary attack MoEvA [111]. The core idea of CAA is to leverage the efficiency of gradient-based attacks and the success rate of search-based attacks. The CAA approach first applies CAPGD to generate valid adversarial examples at a low computational cost. If CAPGD fails on an original example, CAA executes the slower but more effective genetic algorithm MOEVA method.

Hybrid attacks aim to combine the speed and efficiency of gradient-based methods with the robustness of search-based techniques or the semantic modeling capabilities of generative approaches. In doing so, they enhance attack diversity, helping to bypass defenses specifically tailored to one attack method. These methods often use one method to guide or initialize another, such as running gradient attacks first and switching to search when they fail, or using generative models to identify key features before applying classical attacks. While this makes them more flexible, they lack on general frameworks or benchmarking. There is limited evidence that these combinations consistently outperform strong single-method attacks. Still, hybrid strategies point toward a useful direction: matching attack components to the structure of the data and the task, rather than relying on one-size-fits-all methods.

Attack methodologies

Across attack families, tabular adversarial research reveals distinct patterns and challenges. *Gradient-based methods* mostly adapt image attacks with added feasibility constraints. *Gradient-free approaches* show more diversity but lack shared principles, limiting broader applicability. *Learning-based attacks*, dominated by GANs in cybersecurity, struggle with minimal innovation and fragmentation without standardized evaluation frameworks. *Hybrid attacks* offer flexibility by combining strengths of multiple methods, but need more rigorous validation to prove consistent gains. nevertheless, domain-specific constraints remain a challenge across all optimization strategies, and open-source support is limited, with only 21 out of 61 attacks having public code.

5.3 RQ3: Practical considerations for adversarial attacks on tabular data

To evaluate how existing tabular-data attack studies address the practical requirements of real-world deployment outlined in Section 2.2, we reviewed each paper against eight key dimensions: *efficacy*, *efficiency*, *transferability*, *feasibility*, *semantic preservation*, *plausibility*, *defense awareness* and *dataset suitability*. For every dimension in each paper, we assigned one of three labels:

- **Considered.** The study explicitly integrated this aspect into its attack design or empirical evaluation. For example, by measuring runtime (efficiency) or verifying the stealthiness of adversarial examples (plausibility).
- **Acknowledged.** The dimension is not directly addressed in the design or experiments, but the authors explicitly recognize its importance. This recognition could appear in sections like “Limitations” and “Future Work” or as brief but explicit commentary in the main text.
- **Not considered.** The paper makes no explicit mention of the dimension, neither incorporating it into the work nor discussing its relevance.

This categorization measures how often practical considerations are addressed in the reviewed literature and how often authors acknowledge the remaining gaps. We provide a detailed mapping of what constitutes Considered, Acknowledged, and Not considered for each practical dimension in Table 8 (Appendix B). After applying these labels to each paper in our survey, we compiled a comprehensive mapping of the results presented in Table 9 (Appendix B). A high-level summary is illustrated in Figure 7, which serves as a starting point for the in-depth analysis that follows.

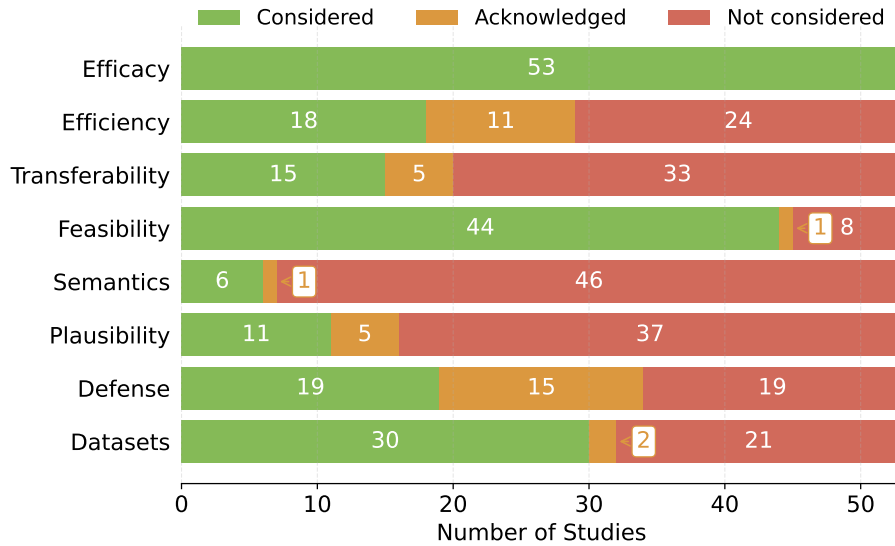


Fig. 7. Aggregated statistics regarding practical considerations addressed across studies.

The results show that all 53 surveyed studies addressed the efficacy criteria. We hypothesize that, in order to be considered for publication, any new attack must demonstrate the ability to successfully bypass tabular ML models while achieving a competitive success rate. As a result, efficacy has effectively become the de facto standard for publication in this field. However, this strong emphasis on efficacy often comes at the expense of other practical considerations that affect real-world applicability. For example, while 44 studies do address the feasibility of generating adversarial examples,

far fewer account for their semantic integrity (6 studies) or plausibility (11 studies). This oversight increases the risk that such examples would be easily detected by simple data validation techniques or manual review. Transferability is similarly underexplored, only 15 studies test whether adversarial examples remain effective across different models. Furthermore, just 19 studies evaluate performance against defense mechanisms, highlighting a limited understanding of robustness in secured environments. Finally, although 30 studies consider the suitability of the datasets used for evaluation, inconsistent practices make it difficult to compare results across studies or generalize findings.

This aggregated overview already provides relevant insights in the priorities given to each criteria in the current literature. The fact that efficacy is always covered hints that this is a minimal requirement of the community. The relatively high attention to feasibility likely reflects two factors: first, the explicit requirements set by leading security venues such as S&P and Usenix, which promote this line of research; second, the inherent challenges of tabular settings that necessitate tailored attacks accounting for their unique feasibility constraints. In contrast, the limited consideration of more challenging criteria, such as transferability, plausibility, and semantics, may hint at the lack of awareness of the community about the importance of these criteria. Meanwhile, the partial coverage of efficiency and defense awareness criteria suggests that while the community recognizes their relevance, these aspects are rarely addressed adequately. This could be caused by unsuitable baselines and benchmarks, or the need for expensive/complex approaches.

Lastly, we analyze the number of practical aspects addressed by each of the surveyed studies in Figure 8. Most studies consider around four dimensions, with the majority falling between two and six. This suggests that while researchers acknowledge multiple evaluation criteria, it is uncommon for studies to comprehensively cover all practical considerations. Notably, only one study [11] focuses exclusively on efficacy, highlighting a narrow approach. In contrast, two studies [33, 35] stand out by addressing seven aspects, demonstrating a more well-rounded approach. This variability highlights the absence of standardized practices and suggests room for more thorough and balanced attack design and evaluation in future work.

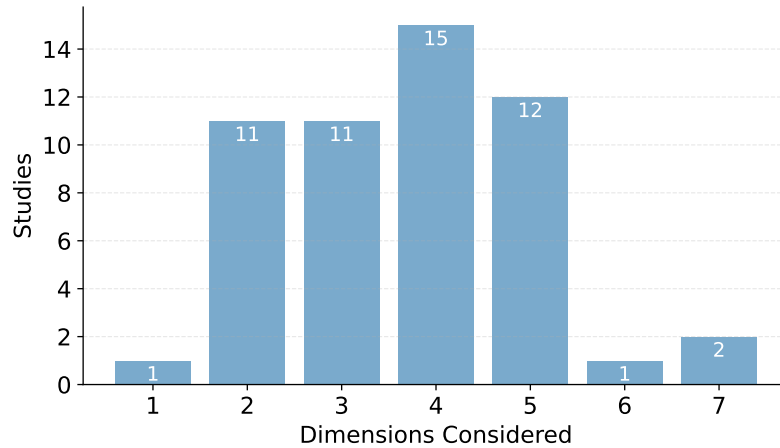


Fig. 8. Distribution of Considered Practical Dimensions Across Studies.

We explore in the following subsections our hypotheses through a detailed analysis of each practical consideration, and highlight a few representative works for each criterion.

5.3.1 Efficacy. Figure 7 shows that all reviewed studies explicitly consider attack efficacy, which is a central objective in the design of attack strategies, as higher success rates are inherently preferred. Most studies report efficacy using standard metrics related to success rate (ASR) or robust accuracy (RA). While accuracy is more commonly reported, four studies [6, 11, 33, 124] also incorporate additional metrics like the F1 score and the ROC curve under both benign and adversarial conditions. This is particularly important for unbalanced datasets, where accuracy alone may be insufficient. In addition to these, six studies [12, 36, 78, 117, 127, 138] report Evasion Increase Rate (EIR), calculated as $EIR = \frac{DR_{adv}}{DR_{att}}$, where DR_{adv} is the model’s accuracy on adversarial samples and DR_{att} is the accuracy on original samples. Furthermore, three studies [70, 82, 97] report the Mean Probabilities of Successful Attacks (MPSA), where higher values indicate more effective attacks.

In the context of regression-based adversarial robustness evaluation, Kong and Ge [69] adopts the classical form of Mean Absolute Percentage Error (MAPE), where the error is computed as the deviation between the original and adversarial predictions. Similarly, Gupta et al. [55] uses Symmetric MAPE (SMAPE), an updated version of MAPE that addresses its sensitivity to small denominators. In addition to SMAPE, they report Fooling Error, defined as the average difference between the model’s original and adversarial predictions, and Mean Absolute Error (MAE), which measures the average deviation between the adversarial predictions and the true target values.

Overall, most efficacy evaluation criteria focus on model error rates and do not take into account whether the model achieves its real-world objectives. Notably, [49] is an exception, as it measured success by the amount of money lost by the bank. However, such real-world impact assessments remain uncommon, and there is still little research connecting standard machine learning performance metrics to meaningful practical outcomes.

5.3.2 Efficiency. Attack efficiency is addressed in 18 studies, either as a primary focus or as part of the evaluation framework. An additional 11 studies acknowledge its importance or propose it as a direction for future work, while 24 studies do not mention it at all. Four works [65, 82, 126, 129] explicitly aim to develop more efficient adversarial attack methods. Among them, Karumanchi and Gressel [65] explores the minimum number of training samples required to craft a successful attack, focusing more on the dimension of data efficiency.

The evaluation of attack efficiency varies significantly between studies. In most cases, efficiency is assessed indirectly through average runtime. For example, Vitorino et al. [126] reports the average time per iteration of their A2PM attack. Duan et al. [35] compares the efficacy of their method against state-of-the-art attacks under a strict one-hour time constraint. Kireev et al. [67] introduces a novel efficiency metric based on the success-to-time ratio. Similarly, Sheatsley et al. [106] assesses the scalability of their constraint-learning pre-attack phase by measuring its runtime on increasingly large datasets. Other studies, such as Kumar et al. [70] and Malik et al. [82], rely on the number of queries as the primary measure of efficiency. This is especially a relevant metric in black-box settings, where query limits are often enforced. In such cases, models may also include detection mechanisms that monitor and block suspicious query patterns indicative of adversarial behavior [25]. Finally, two other studies by Pandey et al. [97] and Bao et al. [14], report both query counts and runtime for a more comprehensive view of attack efficiency.

Overall, there is no standard metric on measuring the efficiency of adversarial attacks and little interpretation on what these metric means for a real-world context. While runtime is the most commonly reported metric, query count remains critical in black-box contexts with detection-aware defenses. The diversity in how efficiency is measured suggests a need for standardized benchmarking criteria, as inconsistent reporting hinders comparison across studies.

5.3.3 Transferability. Despite its importance in black-box attack scenarios, transferability of adversarial examples is directly evaluated in only 15 studies, with an additional 5 studies acknowledging its significance, and 32 studies not

considering it at all. Among the 15 studies that do evaluate transferability [6, 7, 12, 22, 23, 26, 28, 33, 35, 64, 85, 107, 110, 112, 122], all report the transferability rate TR as part of their evaluation. Meanwhile, Alhussien et al. [7] explicitly identifies the study of transferability as a primary objective of their work.

The study of adversarial example transferability is well-established in computer vision, with numerous approaches proposed in the literature [34, 54]. However, this line of research gained significant attention only after substantial progress had been made in understanding and mastering the white-box setting. We hypothesize that a similar trend is occurring in the context of tabular machine learning. Our findings suggest that the field is still primarily focused on foundational aspects such as attack efficacy and effectiveness, which may explain why transferability remains underexplored. Nonetheless, the techniques developed in computer vision offer promising directions for adaptation to tabular data.

5.3.4 Feasibility. It is addressed in 44 of the 53 surveyed studies, ignored in 8 studies, and explicitly mentioned as an area for future work by Wang et al. [129]. It remains unclear whether these omissions come from the simplicity of the datasets and domains under study, or from the challenges associated with enforcing such constraints. Nevertheless, the absence of feasibility considerations often leads to unrealistic adversarial examples, particularly in complex domains, thereby limiting the practical relevance of these approaches.

Among the studies that address feasibility, the level of consideration varies significantly from simplistic assumptions to detailed modeling of real-world constraints. To reflect this variation, we conducted a more fine-grained analysis over three type of constraints: mutability constraints, structural constraints, and inter-feature relationships.³ Figure 9 offers an overview of how frequently these constraints are addressed in the literature.

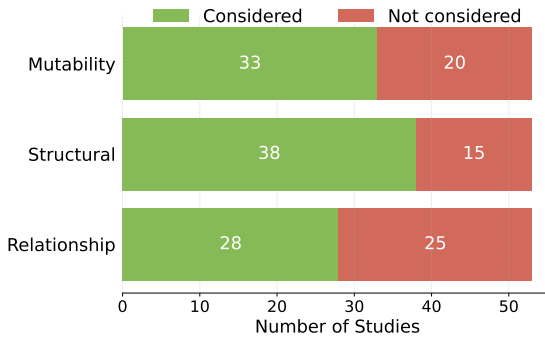


Fig. 9. Overview of addressed feasibility constraints.

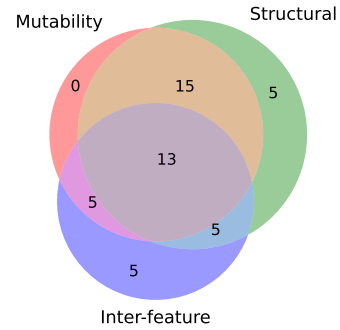


Fig. 10. Overlap between addressed feasibility constraints.

We provide below a more detailed analysis of each category.

- *Mutability constraints* were considered in 33 out of 53 studies. These primarily prevent perturbation of immutable or user-inaccessible features, such as age or blood type. Notably, five studies [6, 36, 117, 124, 127] restrict perturbations to features known to have low functional impact to avoid unrealistic manipulations. While this strategy helps maintain feasibility, it also reduces the attack search space and may weaken the attack’s effectiveness.

³It is noteworthy that when feasibility is mentioned only as a limitation or a direction for future work, it is often unclear which specific type of constraint is being referred to. Therefore, in our classification, we conservatively categorize such cases as “not considered” for each specific constraint type.

- *Structural constraints* were the most commonly applied, appearing in 38 studies. These include enforcing valid feature types, allowable ranges (e.g., min-max bounds), and encoding formats (e.g., ensuring categorical features remain valid). Due to their relative simplicity and generalizability, these constraints often form a baseline feasibility condition in tabular attack methods.
- *Inter-feature relationships* were addressed in 28 studies, making them the least frequently enforced, likely due to their complexity. They are enforced via two primary strategies:
 - *Explicit enforcement*. This approach is used in 19 studies and includes methods such as projection-based techniques (14 studies), constraint solvers like SAT and DPLL [17, 106], and differentiable penalty terms [111, 112, 114]. When the sourced constraints are sound and complete, explicit enforcement provides strong guarantees of validity. However, if constraints are incomplete or poorly specified, this can lead to invalid adversarial examples or overly restrict the diversity of the attack space. In terms of how these constraints are sourced, 14 studies manually defined them using domain-specific knowledge, such as logical rules. Five studies [17, 28, 92, 106, 122] relied on automated extraction techniques, including linear regression, correlation analysis, and logical rule mining approaches (e.g., Valiant, FastADC). Lastly, Tian et al. [122] employed a hybrid strategy that combined manual inspection with automated extraction.
 - *Implicit enforcement*. A total of 13 studies adopt implicit enforcement strategies, most commonly through the use of generative models. These models aim to preserve the joint feature distribution of the input space, thereby implicitly promising to maintain feasibility during adversarial example generation. However, generative models for tabular data often struggle to enforce complex inter-feature dependencies. For example, Stoian et al. [115] report that up to 99% of generated samples violate feasibility constraints. To mitigate this issue, recent work by Dyrnishi et al. [38] proposes hybrid strategies that integrate generative approaches with post-processing steps to reintroduce hard constraints.

Figure 10 presents a Venn diagram illustrating the number of studies that consider each feasibility constraint and their intersections. Notably, 13 studies address all three constraints, while 5 studies focus exclusively on structural constraints and another 5 only on inter-feature relationships.

Our review shows that achieving the feasibility criteria involves research across various fields of combinatorial optimization, constraint reasoning, and neuro-symbolic learning. Each attack method that enhances feasibility presents distinct strengths and trade-offs: some can cover complex scenarios but with mainly empirical validation, while others enforce domain constraints with formal guarantees, albeit within more limited contexts.

5.3.5 Semantics. Semantic preservation between original and adversarial examples was explicitly considered in only 6 out of the 53 reviewed studies. One study [67] acknowledged semantic consistency as an aspect, while the remaining 47 studies did not consider it. Some studies aim to preserve semantics by avoiding modifications to features strongly associated with class-specific behaviors, as seen in [23, 33, 117]. Another line of work followed by Mathov et al. [85], aim to maintain semantic correlation with the target variable by enforcing statistical measures such as Pearson correlation coefficients in their adversarial example generation process. Sheatsley et al. [106] ensures semantic preservation by introducing class-specific adversarial constraints that restrict feature modifications within observed class-specific bounds. These bounds are defined as the set of valid categorical values or the range (min–max) of continuous features for each class. Teuffenbach et al. [121] argues that minimizing perturbation can relate to semantic preservation in their NIDS application, similarly to how it does in image. Meanwhile, an interesting perspective comes from Kireev et al. [67]. The authors acknowledge that semantic preservation is often considered a key requirement in adversarial

example generation, however, they argue that this requirement is not well-suited to tabular data and even can be counterproductive. According to their reasoning, the threat is valid as long as the adversary succeeds in achieving their objective with a feasible adversarial example, even though its ground truth label might change.

Semantic preservation is often under addressed, likely because authors assume their methods, especially learning-based ones, maintain semantics even without guarantees. Alternatively, they may consider it irrelevant in tabular ML or avoid the topic due to the lack of a universal definition. This is illustrated by the fact that a few studies [28, 92, 107, 122] refer to semantics in terms of contextual relationships within the features or correlations among them. This interpretation differs from our definition in Section 2.2, which frames semantic preservation as the retention of the original class label (e.g a malware file remains malicious after perturbation). While correlations between features contribute to the plausibility of adversarial examples, a topic we address in the following subsection, they do not necessarily ensure semantic consistency at the class level.

5.3.6 Plausibility. Among the reviewed studies, 11 explicitly consider plausibility, 5 acknowledge it, and 37 omit it. The criteria used to define plausibility vary widely across studies. Both Ballet et al. [13] and Cartella et al. [22] assign higher perturbation budgets to features deemed less important by domain experts, and restrict changes to critical features via feature-importance weights. Meanwhile, two studies [36, 82] use simplistic conditions for plausibility, such as rounding integer features and min-max bounds. Shirazi et al. [109, 110] replaces categorical features values only with feature categories that are seen in phishing instances to maintain plausibility. Duan et al. [35] equals realism with imperceptibility and uses an encoder decoder attack method. Pandey et al. [97] justify the plausibility of adversarial examples by measuring their distance to the nearest neighbor in the training data. Lastly, Concone et al. [28] uses L_p norms as a proxy for imperceptibility.

Five studies acknowledge plausibility as an existing requirement in the literature, while challenging its strict application, especially in non-visual domains. For example, Gressel et al. [53] argue that plausibility should not be evaluated in the feature space, but on the adversarial example in the original data space before feature extraction. They point out that perturbations that appear significant at the feature level may remain imperceptible or irrelevant when considered from the perspective of the underlying problem. Similarly, Sheatsley et al. [107] and Teuffenbach et al. [121] question the relevance of human perception in tabular domains, noting that unlike visual tasks, interpretability in structured data does not rely on human perceptual thresholds. Kireev et al. [67] argue that this constraint unnecessarily restricts the range of valid perturbations and the mathematical tools available for studying robustness. According to them, perceptible yet strategically chosen perturbations can still be effective. Likewise, Yuan et al. [135] suggest that complete "invisibility" of perturbations is not a strict requirement for their phishing detection application. This further reinforces the idea that plausibility can be context-dependent and need not tied on imperceptibility alone.

One example that illustrates the debate around imperceptibility, plausibility, and their relationship is the use of L_p -norms. In adversarial attacks within the image domain, L_p -norms serve as a reliable proxy for assessing perturbation imperceptibility and plausibility. Following this pattern, 34 of the studies we reviewed relied on L_p -norms as an attack objective, likely because they align well with existing attack frameworks—particularly those adapted from image-based attacks—and because no standardized alternatives currently exist. Additionally, 12 studies reported L_p -norms statistics when evaluating the adversarial examples they generated, although with no comment on what it means for plausibility. Ultimately, plausibility, much like imperceptibility, is often implicitly assumed, deliberately avoided, or left unresolved due to a lack of consensus in the community.

5.3.7 Defense awareness. The results in Figure 7 show that 19 of the reviewed studies do not evaluate their attacks against any defense mechanism. Of the 19 that do, 15 consider only a single defense, while 4 evaluate against multiple defenses. Additionally, 15 studies acknowledge defenses as an important consideration, often suggesting it as part of future work. Below, we discuss the main types of defenses evaluated in the surveyed studies.

- *Adversarial Training.* The most commonly applied defense (18 studies) is adversarial training [81] or its variations, which remains a dominant and effective strategy even today. Adversarial training improves robustness by augmenting the training dataset with adversarial examples, allowing the model to learn from perturbed instances.
- *TRADES Framework.* A key limitation of adversarial training is its inability to balance effectively adversarial robustness with benign accuracy. To address this, TRADES [136] introduces a decomposition of the prediction error into two components: one for clean accuracy and another for regularization, which minimizes the gap between clean and adversarial representations. Two studies from Nandy et al. [92] and Xu et al. [132] adopt TRADES to achieve a better trade-off between robustness and accuracy in tabular datasets.
- *Adversarial detector.* This defense strategy is used by Debicha et al. [33], who designed an adversarial detector tailored for NIDS. Their method leverages an ensemble of three models, each tasked with analyzing a distinct subset of features based on their manipulability. The first model evaluates features that can be directly modified by an attacker, the second handles features that are dependent on others, and the third inspects immutable features that cannot be altered. By combining the outputs of these models, the system is able to detect and filter adversarial instances before they reach the NIDS, enhancing robustness against evasion attacks.
- *Constraint Augmentation.* This approach proposed by Simonetto et al. [111] enhances adversarial robustness by incorporating engineered non-convex constraints into the feature space. This method introduces new binary features derived from existing features using an XOR-based transformation. The approach ensures that original data samples inherently satisfy these constraints, whereas adversarial attacks are likely to violate them if they are not explicitly accounted for. To limit computational complexity, constraints are applied selectively to the most important mutable features, identified through Shapley value approximations. While other defenses are adapted from those used in image data, this is the only defense designed specifically for tabular data.

Overall, while adversarial training remains the most widely used defense, alternative mechanisms inspired by the characteristics of tabular data such as constraint augmentation offer promising solutions for improving robustness. However, the limited evaluation of adversarial attacks against these defenses highlights the need for more comprehensive robustness assessments in this domain.

5.3.8 Dataset Suitability. The results revealed that 30 studies consider dataset suitability in the design of their evaluation. However, 20 papers fall into the category of not considered, either because they rely on a single dataset for evaluation or because their choice of dataset is tied to a threat model that lacks clarity. Furthermore, 2 studies explicitly acknowledge that validating their findings on datasets beyond the one they used remains an open direction for future work.

We provide in Table 10, Appendix B an overview of 61 unique datasets used across the 53 studies under review.⁴ Many of these datasets come from domains where adversarial behavior is well-defined and linked to real-world concerns. Examples include intrusion detection [116], phishing classification [119], fraud detection [62], and malware analysis [134]. In these cases, adversaries have clear goals, such as evading detection or manipulating predictions for financial

⁴These statistics are based on the datasets' original sources (either the associated publication or official repository) to ensure consistency. Individual studies often apply unique preprocessing pipelines that may alter the number or type of features, making direct comparisons difficult without a standardized reference.

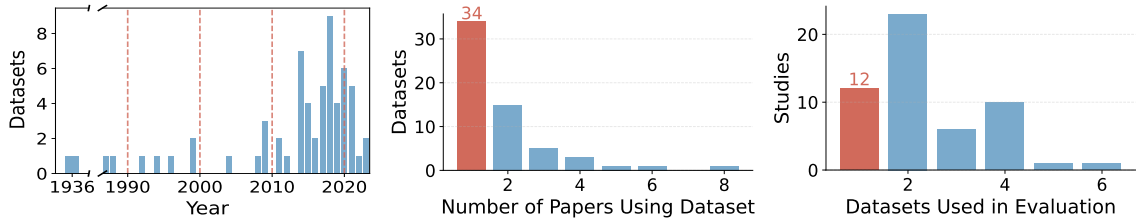


Fig. 11. Distribution of datasets per year. Fig. 12. Dataset popularity across studies.

Fig. 13. Datasets used per study.

gain. These datasets are well-suited for evaluating robustness under realistic attack scenarios. Other datasets, such as the Iris flower classification [43] and wine quality [3] datasets, lack a well-defined adversarial context. They are often included for methodological reasons and serve as simplified test beds for analysis or illustration. While useful for controlled experiments, they limit the relevance of robustness claims to practical applications. We hypothesize that their use is often driven by the lack of standardized benchmarks of adversarial attacks for Tabular ML. Additionally, using multiple datasets is a common practice to demonstrate the generalizability of results and is frequently encouraged during peer review.

The diversity of dataset usage across the literature further complicates the assessment of robustness. 32 of the 61 datasets are used by only one study (ref. Figure 12), which indicates a fragmented evaluation landscape. While 5 datasets [46, 48, 56, 62, 116] appear in more than four studies, there is little evidence of a consistent standard on dataset choice. This limits meaningful comparison of performance between attacks. The age of datasets is another dimension that contributes to the suitability of the dataset. Although according to Figure 11, most were introduced between 2011 and 2020, there remains a continuing reliance on older datasets. Notably, 12 of them were published before 2010, one even in 1936 [43]. Despite some of these dataset being well known (e.g. [61, 116]), they may no longer capture current data distributions or threat landscapes. Their ongoing use suggests a degree of inertia in dataset selection, which can limit the relevance of robustness evaluations, particularly when newer and more representative datasets are available.

Finally, the number of datasets used in each study also affects the credibility of robustness assessments. Among the 53 reviewed studies, 12 rely on a single dataset, 22 use two, and the remainder evaluate their methods on between three and six datasets (ref. Figure 13). The use of a single dataset may be justified in cases with a narrow application focus, (e.g., fraud detection or malware classification), where the goal is to assess feasibility in a domain-specific context rather than to establish broad robustness. Or in cases where the authors have to create their own dataset which is costly, such as the case in [2]. However, it can also reduce the scope of the evaluation and increase the risk of overfitting to dataset-specific patterns. In contrast, studies that incorporate multiple datasets are better positioned to evaluate general robustness across a broader range of conditions.

Practical considerations

Across the surveyed literature, there is no consensus on the relative importance of the eight identified practical considerations. All studies address efficacy, with moderate attention given to feasibility and dataset suitability. In contrast, considerations such as defense awareness, transferability, plausibility, and semantic preservation are significantly less explored (each addressed in fewer than 19 of the 53 studies). *Efficacy* is typically evaluated through classification error rates, with limited linkage to real-world objectives. There is no standardized metric for *efficiency*, though runtime is the most commonly reported. Unlike in computer vision, *transferability* is often treated as an auxiliary or secondary concern. *Feasibility* constraints range from generic tabular rules (e.g., value ranges) to domain-specific and highly restrictive formulations. Addressing feasibility often intersects with research areas such as combinatorial optimization, constraint satisfaction, and neuro-symbolic learning. *Semantic preservation* is rarely formalized as an optimization objective, and when it is, it is typically not evaluated post-attack. There is ongoing debate regarding its necessity for tabular data. A similar lack of consensus exists for *plausibility*, where it remains unclear what constitutes a plausible adversarial example in tabular domains. *Defense strategies* are dominated by adversarial training, though tabular-specific techniques such as constraint-based augmentations are emerging. In terms of *dataset suitability*, many studies rely on outdated or threat-irrelevant datasets, and often use only a single dataset. No standardized benchmarks exist, with 34 out of 61 datasets being used in just one study, a clear contrast to image domains where datasets like ImageNet serve as common baselines.

6 Discussion and Future directions

This review highlights that adversarial attacks for tabular ML remain a fragmented and relatively underdeveloped area. Despite a steady increase in publications, there is a lack of coordination across the research community. The diversity of publication venues and the absence of common benchmarks have contributed to limited interaction between studies. This is especially evident in learning-based approaches, where many papers rely on similar GAN-based architectures and constraints, yet rarely compare against each other or acknowledge existing work. As a result, similar contributions are often positioned as novel, even when the core techniques or assumptions are overlapping. This fragmentation is further reflected in the limited adoption of open-source practices: 21 out of 61 attacks do not release their code, making it difficult for subsequent work to build upon existing methods.

Another important challenge in this field is the lack of agreement on which practical aspects should guide evaluation. While efficacy is universally assessed, other factors—such as transferability, semantic preservation, plausibility, and defense awareness—receive inconsistent or minimal attention. Unlike computer vision, where evaluation frameworks are more standardized, the tabular domain lacks widely accepted guidelines. This raises the question of whether the community should establish shared evaluation criteria to better assess real-world applicability and practical impact. A key reason for this inconsistency is the conceptual ambiguity surrounding core notions like feasibility, semantics, and plausibility. Feasibility, for instance, is often prioritized, but its definition varies significantly—ranging from simple structural constraints to more complex domain-specific rules. Semantic preservation and plausibility are even less clearly defined, often only implied rather than formalized. Tools like Lp norms are occasionally used, but these are rarely grounded in real-world interpretability. To move forward, future research should aim to clarify the relationships among these concepts. For example, it remains unclear whether feasibility is a subset of plausibility, whether semantic

preservation implies plausibility, or whether these are independent but overlapping goals. Greater conceptual clarity could guide both the formulation of optimization objectives and the development of more consistent, meaningful evaluation strategies.

Dataset usage also poses a significant barrier to progress. Many studies rely on outdated, narrowly focused, or under-documented datasets. Moreover, most experiments are conducted on a single dataset, which limits generalizability. Without common benchmarks, meaningful comparisons across studies are difficult. Recent initiatives such as TabularBench [113] mark a step in the right direction, but their scope remains limited. Expanding the range of datasets, especially those from high-stakes domains with clear adversarial risks and well-defined constraints, will be essential for improving the rigor and relevance of adversarial evaluations in tabular ML.

Another gap is the limited theoretical understanding of adversarial robustness in tabular settings. The literature is largely empirical, with few studies examining why certain attacks succeed or why specific models are more robust. By contrast, research in computer vision has proposed multiple theories of adversarial vulnerability including geometric, boundary-based, and lipshitz-based theories. There is a clear opportunity to investigate similar questions in the context of tabular data, where the structure and data types differ significantly from images or text. Developing theoretical models that account for discrete variables, mixed feature types, and logic constraints could deepen our understanding and guide more effective defenses.

Current research on adversarial robustness in tabular data largely focuses on traditional supervised learning, especially classification, with models trained from scratch on single tasks. This overlooks emerging paradigms like pretraining, self-supervised learning, and multitask learning, which may introduce biases that influence robustness in ways not yet understood. Similarly, architectural choices such as model type or embedding strategies are rarely studied, despite their relevance. In parallel, modern techniques like context learning and retrieval-augmented inference, increasingly used in real-world systems, are beginning to appear in tabular settings, yet their adversarial properties remain completely unexplored. Beyond these learning paradigms and architectural shifts, tabular models are also being extended to more complex reasoning tasks such as question answering, report generation, and decision support. These emerging use cases introduce new types of vulnerabilities and evaluation challenges that current research has yet to address. Investigating how these trends interact with adversarial robustness is a key opportunity for future work.

7 Conclusion

Adversarial attacks on tabular ML models pose a significant yet understudied threat. While adversarial machine learning has matured in domains like vision and language, the tabular landscape remains fragmented, lacking shared methodologies, benchmarks, and foundational theory. This systematic literature review addresses that gap by analyzing 53 studies spanning diverse application areas. We identify key trends in publication activity, attack strategies, and the treatment of eight practical concerns: efficacy, efficiency, transferability, feasibility, plausibility, semantic preservation, defense awareness, and dataset suitability. Our findings show that while efficacy is consistently prioritized, other factors remain unevenly explored, with many conceptual foundations still unsettled. We also highlight emerging challenges related to model architectures, evolving task types, and new learning paradigms. As this field matures, progress will require both technical innovation and structural improvements. Establishing shared benchmarks, clarifying foundational concepts, and expanding the scope of threat models and learning settings will be essential for building a more coherent, rigorous, and impactful research agenda in adversarial robustness for tabular machine learning.

References

- [1] Neda Abdelhamid, Aladdin Ayeshe, and Fadi Thabtah. 2014. Phishing detection based associative classification data mining. *Expert Systems with Applications*.
- [2] Ahmed Abusnaina, Aminollah Khormali, DaeHun Nyang, Murat Yuksel, and Aziz Mohaisen. 2019. Examining the robustness of learning-based ddos detection in software defined networks. *IEEE Conference on Dependable and Secure Computing (DSC)*.
- [3] Stefan Aeberhard and M. Forina. 1992. Wine. UCI Machine Learning Repository. DOI: <https://doi.org/10.24432/C5PC7J>.
- [4] Akshay Agarwal and Nalini K Ratha. 2021. Black-Box Adversarial Entry in Finance through Credit Card Fraud Detection. *CIKM Workshops*.
- [5] Airbnb. 2018. Lodging Airbnb Listings in Major U.S. Cities. <http://insideairbnb.com/get-the-data.html>
- [6] Elie Alhajjar, Paul Maxwell, and Nathaniel Bastian. 2021. Adversarial machine learning in network intrusion detection systems. *Expert Systems with Applications*.
- [7] Nour Alhussien, Ahmed Aleroud, Abdullah Melhem, and Samer Y Khamaiseh. 2024. Constraining adversarial attacks on network intrusion detection systems: transferability and defense analysis. *IEEE Transactions on Network and Service Management*.
- [8] Ahmed Alkhateeb. 2019. DeepMIMO: A generic deep learning dataset for millimeter wave and massive MIMO applications. *arXiv preprint arXiv:1902.06435*.
- [9] Afnan Alotaibi and Murad A Rassam. 2023. Adversarial machine learning attacks against intrusion detection systems: A survey on strategies and defense. *Future Internet*.
- [10] Hyrum S Anderson and Phil Roth. 2018. Ember: an open dataset for training static pe malware machine learning models. *arXiv preprint arXiv:1804.04637*.
- [11] Dimitrios Christos Asimopoulos, Panagiotis Radoglou-Grammatikis, Ioannis Makris, Valeri Mladenov, Konstantinos E. Psannis, Sotirios Goudos, and Panagiotis Sarigiannidis. 2023. Breaching the Defense: Investigating FGSM and CTGAN Adversarial Attacks on IEC 60870-5-104 AI-enabled Intrusion Detection Systems. *International Conference on Availability, Reliability and Security*.
- [12] Mingqiang Bai, Puzhuo Liu, Fei Lv, Dongliang Fang, Shichao Lv, Weidong Zhang, and Limin Sun. 2024. Adversarial Attack against Intrusion Detectors in Cyber-Physical Systems With Minimal Perturbations. *IEEE International Symposium on Parallel and Distributed Processing with Applications (ISPA)*.
- [13] Vincent Ballet, Xavier Renard, Jonathan Aigrain, Thibault Laugel, Pascal Frossard, and Marcin Detyniecki. 2019. Imperceptible adversarial attacks on tabular data. *arXiv preprint arXiv:1911.03274*.
- [14] Hongyan Bao, Yufei Han, Yujun Zhou, Xin Gao, and Xiangliang Zhang. 2023. Towards efficient and domain-agnostic evasion attack with high-dimensional categorical inputs. *AAAI Conference on Artificial Intelligence*.
- [15] Barry Becker and Ronny Kohavi. 1996. Adult. UCI Machine Learning Repository. DOI: <https://doi.org/10.24432/C5XW20>.
- [16] Elaheh Biglar Beigi, Hossein Hadian Jazi, Natalia Stakhanova, and Ali A Ghorbani. 2014. Towards effective feature selection in machine learning-based botnet detection approaches. *IEEE Conference on Communications and Network Security*.
- [17] Matan Ben-Tov, Daniel Deutch, Nave Frost, and Mahmood Sharif. 2024. CaFA: Cost-aware, Feasible Attacks With Database Constraints Against Neural Tabular Classifiers. *IEEE Symposium on Security and Privacy (SP)*.
- [18] Battista Biggio, Igino Corona, Davide Maiorca, Blaine Nelson, Nedim Šrđić, Pavel Laskov, Giorgio Giacinto, and Fabio Roli. 2013. Evasion attacks against machine learning at test time. *Machine learning and knowledge discovery in databases: European conference, ECML PKDD*.
- [19] R. Bock. 2004. MAGIC Gamma Telescope. UCI Machine Learning Repository. DOI: <https://doi.org/10.24432/C52C8B>.
- [20] Wieland Brendel, Jonas Rauber, and Matthias Bethge. 2018. Decision-based adversarial attacks: Reliable attacks against black-box machine learning models. *International Conference on Learning Representations (ICLR)*.
- [21] Nicholas Carlini and David Wagner. 2017. Towards evaluating the robustness of neural networks. *IEEE Symposium on Security and Privacy (SP)*.
- [22] Francesco Cartella, Orlando Anunciação, Yuki Funabiki, Daisuke Yamaguchi, Toru Akishita, and Olivier Elshocht. 2021. Adversarial attacks for tabular data: application to fraud detection and imbalanced data. *CEUR Workshop Proceedings*.
- [23] Jiming Chen, Xiangshan Gao, Ruilong Deng, Yang He, Chongrong Fang, and Peng Cheng. 2020. Generating adversarial examples against machine learning-based intrusion detector in industrial control systems. *IEEE Transactions on Dependable and Secure Computing*.
- [24] Jianbo Chen, Michael I Jordan, and Martin J Wainwright. 2020. HopSkipJumpAttack: A Query-Efficient Decision-Based Adversarial Attack. *IEEE Symposium on Security and Privacy (SP)*.
- [25] Steven Chen, Nicholas Carlini, and David Wagner. 2020. Stateful detection of black-box adversarial attacks. *ACM Workshop on Security and Privacy on Artificial Intelligence*.
- [26] Alesia Chernikova and Alina Oprea. 2022. FENCE: Feasible Evasion Attacks on Neural Networks in Constrained Environments. *ACM Trans. Priv. Secur.*
- [27] Kang Leng Chiew, Choon Lin Tan, KokSheik Wong, Kelvin SC Yong, and Wei King Tiong. 2019. A new hybrid ensemble feature selection framework for machine learning-based phishing detection system. *Information Sciences*.
- [28] Federico Concone, Salvatore Gaglio, Andrea Giammanco, Giuseppe Lo Re, and Marco Morana. 2024. AdverSPAM: Adversarial SPam account manipulation in online social networks. *ACM Transactions on Privacy and Security*.
- [29] Igino Corona, Battista Biggio, Matteo Contini, Luca Piras, Roberto Corda, Mauro Mereu, Guido Mureddu, Davide Ariu, and Fabio Roli. 2017. Deltaphish: Detecting phishing webpages in compromised websites. *European Symposium on Research in Computer Security*.

- [30] Andrea Dal Pozzolo. 2015. Adaptive machine learning for credit card fraud detection. Université libre de Bruxelles.
- [31] Arnaud de Servigny and Will Cukierski. 2014. Loan Default Prediction - Imperial College London. <https://kaggle.com/competitions/loan-default-prediction>. Kaggle.
- [32] Christian Schroeder de Witt, Yongchao Huang, Philip HS Torr, and Martin Strohmeier. 2022. Fixed points in cyber space: Rethinking optimal evasion attacks in the age of AI-NIDS. *ICML workshop on Machine Learning for Cybersecurity (ICML-ML4Cyber)*.
- [33] Islam Debicha, Benjamin Cochez, Tayeb Kenaza, Thibault Debatty, Jean-Michel Dricot, and Wim Mees. 2023. Adv-Bot: Realistic adversarial botnet attacks against network intrusion detection systems. *Computers & Security*.
- [34] Mohamed Djilani, Salah Ghamizi, and Maxime Cordy. 2024. RobustBlack: Challenging Black-Box Adversarial Attacks on State-of-the-Art Defenses. *arXiv preprint arXiv:2412.20987*.
- [35] Mingxing Duan, Kenli Li, Weinan Zhang, Jiarui Qin, and Bin Xiao. 2024. Attacking Click-through Rate Predictors via Generating Realistic Fake Samples. *ACM Transactions on Knowledge Discovery from Data*.
- [36] Phan The Duy, Nghi Hoang Khoa, Hien Do Hoang, Van-Hau Pham, et al. 2023. Investigating on the robustness of flow-based intrusion detection system against adversarial samples using generative adversarial networks. *Journal of Information Security and Applications*.
- [37] Salijona Dyrmishi, Salah Ghamizi, Thibault Simonetto, Yves Le Traon, and Maxime Cordy. 2023. On the empirical effectiveness of unrealistic adversarial hardening against realistic adversarial attacks. *IEEE Symposium on Security and Privacy (SP)*.
- [38] Salijona Dyrmishi, Mihaela CĂ Stoian, Eleonora Giunchiglia, and Maxime Cordy. 2024. Deep generative models as an adversarial attack strategy for tabular machine learning. *International Conference on Machine Learning and Cybernetics (ICMLC)*.
- [39] Mahmoud Said Elsayed, Nhien-An Le-Khac, and Anca D Jurcut. 2020. InSDN: A novel SDN intrusion dataset. *IEEE Access*.
- [40] Ecenaz Erdemir, Jeffrey Bickford, Luca Melis, and Sergul Aydore. 2021. Adversarial robustness with non-uniform perturbations. *Advances in Neural Information Processing Systems*.
- [41] Mohd Fazil and Muhammad Abulaish. 2018. A hybrid approach for detecting automated spammers in twitter. *IEEE Transactions on Information Forensics and Security*.
- [42] FICO. 2018. HELOC Dataset. <https://huggingface.co/datasets/mstz/heloc>
- [43] Ronald A Fisher. 1936. The use of multiple measurements in taxonomic problems. *Annals of eugenics*.
- [44] Veloso-Marcus Freire, Ananda and Guilherme Barreto. 2009. Wall-Following Robot Navigation Data. UCI Machine Learning Repository. DOI: <https://doi.org/10.24432/C57C8W>.
- [45] Ji Gao, Beilun Wang, Zeming Lin, Weilin Xu, and Yanjun Qi. 2017. Deepcloak: Masking deep neural network models for robustness against adversarial samples. *International Conference on Learning Representations (ICLR)*.
- [46] Sebastian Garcia, Martin Grill, Jan Stiborek, and Alejandro Zunino. 2014. An empirical comparison of botnet detection methods. *Computers & Security*.
- [47] Sebastian Garcia, Agustin Parmisano, and Maria Jose Erquiaga. 2020. IoT-23: A labeled dataset with malicious and benign IoT network traffic. (No Title).
- [48] Nathan George. 2019. Lending Club Loan Data. <https://www.kaggle.com/datasets/wordsforthewise/lending-club>
- [49] Salah Ghamizi, Maxime Cordy, Martin Gubri, Mike Papadakis, Andrey Boystov, Yves Le Traon, and Anne Goujon. 2020. Search-based adversarial testing and improvement of constrained credit scoring systems. *ACM Joint Meeting on European Software Engineering Conference and Symposium on the Foundations of Software Engineering*.
- [50] Zafar Gilani, Ekaterina Kochmar, and Jon Crowcroft. 2017. Classification of twitter accounts into automated agents and human users. *IEEE/ACM International Conference on Advances in Social Networks Analysis and Mining*.
- [51] Jonathan Goh, Sridhar Adepu, Khurum Nazir Junejo, and Aditya Mathur. 2017. A dataset to support research in the design of secure water treatment systems. *Critical Information Infrastructures Security*.
- [52] Yury Gorishniy, Akim Kotelnikov, and Artem Babenko. 2025. Tabm: Advancing tabular deep learning with parameter-efficient ensembling. *International Conference on Learning Representations (ICLR)*.
- [53] Gilad Gressel, Niranjana Hegde, Archana Sreekumar, Rishikumar Radhakrishnan, Kalyani Harikumar, Krishnashree Achuthan, et al. 2021. Feature importance guided attack: A model agnostic adversarial attack. *arXiv preprint arXiv:2106.14815*.
- [54] Jindong Gu, Xiaojun Jia, Pau de Jorge, Wenqian Yu, Xinwei Liu, Avery Ma, Yuan Xun, Anjun Hu, Ashkan Khakzar, Zhijiang Li, et al. 2023. A survey on transferability of adversarial examples across deep neural networks. *Transactions on Machine Learning Research (TMLR)*.
- [55] Kavya Gupta, Beatrice Pesquet-Popescu, Fateh Kaakai, Jean-Christophe Pesquet, and Fragkiskos D. Malliaros. 2021. An adversarial attacker for neural networks in regression problems. *CEUR Workshop Proceedings*.
- [56] Abdelhakim Hannousse and Salima Yahouiouche. 2021. Towards benchmark datasets for machine learning based website phishing detection: An experimental study. *Engineering Applications of Artificial Intelligence*.
- [57] F Maxwell Harper and Joseph A Konstan. 2015. The movielens datasets: History and context. *ACM Transactions on Interactive Intelligent Systems (TIIS)*.
- [58] Ke He, Dan Dongseong Kim, and Muhammad Rizwan Asghar. 2023. Adversarial machine learning for network intrusion detection systems: A comprehensive survey. *IEEE Communications Surveys & Tutorials*.
- [59] Hans Hofmann. 1994. Statlog (German Credit Data). UCI Machine Learning Repository. DOI: <https://doi.org/10.24432/C5NC77>.

- [60] Noah Hollmann, Samuel Müller, Lennart Purucker, Arjun Krishnakumar, Max Körfer, Shi Bin Hoo, Robin Tibor Schirrmeyer, and Frank Hutter. 2025. Accurate predictions on small data with a tabular foundation model. *Nature*.
- [61] Reeder-Erik Forman George Hopkins, Mark and Jaap Suermondt. 1999. Spambase. UCI Machine Learning Repository. DOI: <https://doi.org/10.24432/C53G6X>.
- [62] Addison Howard, Bernadette Bouchon-Meunier, IEEE CIS, inversion, John Lei, Lynn@Vesta, Marcus2010, and Prof. Hussein Abbass. 2019. IEEE-CIS Fraud Detection. <https://kaggle.com/competitions/ieee-fraud-detection>. Kaggle.
- [63] Niddal H Imam and Vassilios G Vassilakis. 2019. A survey of attacks against twitter spam detectors in an adversarial environment. *Robotics*.
- [64] Lunhao Ju, Ruijing Cui, Jianbin Sun, and Zituo Li. 2022. A Robust Approach to Adversarial Attack on Tabular Data for Classification Algorithm Testing. *International Conference on Big Data and Information Analytics (BigDIA)*.
- [65] Rohitha Karumanchi and Gilad Gressel. 2023. Minimum Selection Feature Importance Guided Attack. *IEEE World Conference on Applied Intelligence and Computing (AIC)*.
- [66] Vidit Khazanchi, Pavan Kulkarni, Yuvaraj Govindarajulu, and Manojkumar Parmar. 2024. MISLEAD: Manipulating Importance of Selected features for Learning Epsilon in Evasion Attack Deception. *arXiv preprint arXiv:2404.15656*.
- [67] Klim Kireev, Bogdan Kulynych, and Carmela Troncoso. 2023. Adversarial Robustness for Tabular Data through Cost and Utility Awareness. *Annual Network and Distributed System Security Symposium (NDSS)*.
- [68] Barbara Kitchenham. 2004. Procedures for performing systematic reviews. *Keele, UK, Keele University*.
- [69] Xiangyin Kong and Zhiqiang Ge. 2023. Adversarial attacks on regression systems via gradient optimization. *IEEE Transactions on Systems, Man, and Cybernetics: Systems*.
- [70] Nishant Kumar, Siddharth Vimal, Kanishka Kayathwal, and Gaurav Dhama. 2021. Evolutionary Adversarial Attacks on Payment Systems. *IEEE International Conference on Machine Learning and Applications (ICMLA)*.
- [71] Alexey Kurakin, Ian J Goodfellow, and Samy Bengio. 2018. Adversarial examples in the physical world. *Artificial Intelligence Safety and Security*.
- [72] Jiahe Lan, Rui Zhang, Zheng Yan, Jie Wang, Yu Chen, and Ronghui Hou. 2022. Adversarial attacks and defenses in speaker recognition systems: A survey. *Journal of Systems Architecture*.
- [73] Jehyun Lee, Pingxiao Ye, Ruofan Liu, Dinil Mon Divakaran, and Mun Choon Chan. 2020. Building robust phishing detection system: an empirical analysis. *NDSS MADWeb*.
- [74] Kyumin Lee, Brian Eoff, and James Caverlee. 2011. Seven months with the devils: A long-term study of content polluters on twitter. *AAAI Conference on Web and Social Media*.
- [75] Meredith Lee, Jesse Raffa, Marzyeh Ghassemi, Tom Pollard, Sharada Kalanidhi, Omar Badawi, Karen Matthys, and Leo Anthony Celi. 2020. WiDS (women in data science) datathon 2020: ICU mortality prediction (version 1.0. 0). *PhysioNet*.
- [76] Jiangnan Li, Yingyuan Yang, Jinyuan Stella Sun, Kevin Tomsovic, and Hairong Qi. 2021. Conaml: Constrained adversarial machine learning for cyber-physical systems. *ACM Asia Conference on Computer and Communications Security*.
- [77] Hairen Liao, Lingxiao Peng, Zhenchuan Liu, and Xuehua Shen. 2014. iPinYou global rtb bidding algorithm competition dataset. *International Workshop on Data Mining for Online Advertising*.
- [78] Zilong Lin, Yong Shi, and Zhi Xue. 2022. Idsgan: Generative adversarial networks for attack generation against intrusion detection. *Pacific-Asia Conference on Knowledge Discovery and Data Mining*.
- [79] Teng Long, Qi Gao, Lili Xu, and Zhangbing Zhou. 2022. A survey on adversarial attacks in computer vision: Taxonomy, visualization and future directions. *Computers & Security*.
- [80] Fenglong Ma, Jing Gao, Qiuling Suo, Quanzeng You, Jing Zhou, and Aidong Zhang. 2018. Risk prediction on electronic health records with prior medical knowledge. *ACM SIGKDD International Conference on Knowledge Discovery & Data Mining*.
- [81] Aleksander Madry, Aleksandar Makelov, Ludwig Schmidt, Dimitris Tsipras, and Adrian Vladu. 2018. Towards deep learning models resistant to adversarial attacks. *International Conference on Learning Representations (ICLR)*.
- [82] Sarthak Malik, Himanshi Charotia, and Gaurav Dhama. 2023. TETRAA - Trained and Selective Transmutation of Encoder-based Adversarial Attack. *International Joint Conference on Neural Networks (IJCNN)*.
- [83] Mohammad Saiful Islam Mamun, Mohammad Ahmad Rathore, Arash Habibi Lashkari, Natalia Stakhanova, and Ali A Ghorbani. 2016. Detecting malicious urls using lexical analysis. *Network and System Security*.
- [84] Nuno Martins, José Magalhães Cruz, Tiago Cruz, and Pedro Henriques Abreu. 2020. Adversarial machine learning applied to intrusion and malware scenarios: a systematic review. *IEEE Access*.
- [85] Yael Mathov, Eden Levy, Ziv Katzir, Asaf Shabtai, and Yuval Elovici. 2022. Not all datasets are born equal: On heterogeneous tabular data and adversarial examples. *Knowledge-Based Systems*.
- [86] Rami M Mohammad, Fadi Thabtah, and Lee McCluskey. 2012. An assessment of features related to phishing websites using an automated technique. *International Conference for Internet Technology and Secured Transactions*.
- [87] Anna Montoya, inversion, KirillOdintsov, and Martin Kotek. 2018. Home Credit Default Risk. <https://kaggle.com/competitions/home-credit-default-risk>. Kaggle.
- [88] Seyed-Mohsen Moosavi-Dezfooli, Alhussein Fawzi, and Pascal Frossard. 2016. Deepfool: a simple and accurate method to fool deep neural networks. *IEEE Conference on Computer Vision and Pattern Recognition (CVPR)*.
- [89] Sérgio Moro, Paulo Cortez, and Paulo Rita. 2014. A data-driven approach to predict the success of bank telemarketing. *Decision Support Systems*.

- [90] Thomas H Morris, Zach Thornton, and Ian Turnipseed. 2015. Industrial control system simulation and data logging for intrusion detection system research. *Annual Southeastern Cyber Security Summit*.
- [91] Nour Moustafa and Jill Slay. 2015. UNSW-NB15: a comprehensive data set for network intrusion detection systems (UNSW-NB15 network data set). *Military Communications and Information Systems Conference (MilCIS)*.
- [92] Jay Nandy, Jatin Chauhan, Rishi Saket, and Aravindan Raghuvier. 2023. Non-Uniform Adversarial Perturbations for Discrete Tabular Datasets. *ACM International Conference on Information and Knowledge Management*.
- [93] Quamar Niyaz, Weiqing Sun, and Ahmad Y Javaid. 2016. A deep learning based DDoS detection system in software-defined networking (SDN). *arXiv preprint arXiv:1611.07400*.
- [94] Mohammad Nur Nobi, Ram Krishnan, Yufei Huang, Mehrnoosh Shakarami, and Ravi Sandhu. 2022. Toward deep learning based access control. *ACM Conference on Data and Application Security and Privacy*.
- [95] Mohammad Nur Nobi, Ram Krishnan, and Ravi Sandhu. 2022. Adversarial Attacks in Machine Learning Based Access Control. *CEUR Workshop Proceedings*.
- [96] Matthew J Page, Joanne E McKenzie, Patrick M Bossuyt, Isabelle Boutron, Tammy C Hoffmann, Cynthia D Mulrow, Larissa Shamseer, Jennifer M Tetzlaff, Elie A Akl, Sue E Brennan, et al. 2021. The PRISMA 2020 statement: an updated guideline for reporting systematic reviews. *bmj*.
- [97] Anubha Pandey, Himanshu Chaudhary, Alekhya Bhatraju, Deepak Bhatt, and Maneet Singh. 2023. Improving the Robustness of Financial Models through Identification of the Minimal Vulnerable Feature Set. *ACM International Conference on AI in Finance*.
- [98] Nicolas Papernot, Patrick McDaniel, and Ian Goodfellow. 2016. Transferability in machine learning: from phenomena to black-box attacks using adversarial samples. *arXiv preprint arXiv:1605.07277*.
- [99] Nicolas Papernot, Patrick McDaniel, Somesh Jha, Matt Fredrikson, Z Berkay Celik, and Ananthram Swami. 2016. The limitations of deep learning in adversarial settings. *European Symposium on Security and Privacy (EuroS&P)*.
- [100] Denis Parfenov, Lyubov Grishina, Leonid Legashev, Artur Zhigalov, and Anton Parfenov. 2023. Investigation of the Security of ML-models in IoT Networks from Adversarial Attacks. *IEEE Ural-Siberian Conference on Biomedical Engineering, Radioelectronics and Information Technology (USBEREIT)*.
- [101] Ross Quinlan. 1987. Statlog (Australian Credit Approval). UCI Machine Learning Repository. DOI: <https://doi.org/10.24432/C59012>.
- [102] Panagiotis Radoglou Grammatikis, Konstantinos Rombolos, Panagiotis Sarigiannidis, Vasileios Argyriou, Thomas Lagkas, Antonios Sarigiannidis, Sotirios Goudos, and Shaohua Wan. 2021. Modeling, detecting, and mitigating threats against industrial healthcare systems: a combined software defined networking and reinforcement learning approach. *IEEE Transactions on Industrial Informatics*.
- [103] UC Irvine Machine Learning Repository. 2017. Faulty Steel Plates Dataset. <https://www.kaggle.com/datasets/uciml/faulty-steel-plates>
- [104] Abhinav Saxena, Kai Goebel, Don Simon, and Neil Eklund. 2008. Damage propagation modeling for aircraft engine run-to-failure simulation. *International Conference on Prognostics and Health Management*.
- [105] Iman Sharafaldin, Arash Habibi Lashkari, Ali A Ghorbani, et al. 2018. Toward generating a new intrusion detection dataset and intrusion traffic characterization. *ICISSp*.
- [106] Ryan Sheatsley, Blaine Hoak, Eric Pauley, Yohan Beugin, Michael J Weisman, and Patrick McDaniel. 2021. On the robustness of domain constraints. *ACM SIGSAC Conference on Computer and Communications Security*.
- [107] Ryan Sheatsley, Nicolas Papernot, Michael Weisman, Gunjan Verma, and Patrick McDaniel. 2020. Adversarial examples in constrained domains. *arXiv preprint arXiv:2011.01183*.
- [108] Hossein Shirazi, Bruhadeshwar Bezawada, and Indrakshi Ray. 2018. "Kn0w Thy Doma1n Name" Unbiased Phishing Detection Using Domain Name Based Features. *ACM On Symposium on Access Control Models and Technologies*.
- [109] Hossein Shirazi, Bruhadeshwar Bezawada, Indrakshi Ray, and Charles Anderson. 2019. Adversarial sampling attacks against phishing detection. *Data and Applications Security and Privacy, DBSec*.
- [110] Hossein Shirazi, Bruhadeshwar Bezawada, Indrakshi Ray, and Chuck Anderson. 2021. Directed adversarial sampling attacks on phishing detection. *Journal of Computer Security*.
- [111] Thibault Simonetto, Salijona Dyrmishi, Salah Ghamizi, Maxime Cordy, and Yves Le Traon. 2022. A unified framework for adversarial attack and defense in constrained feature space. *International Joint Conference on Artificial Intelligence (IJCAI)*.
- [112] Thibault Simonetto, Salah GHAMIZI, and Maxime Cordy. 2024. Constrained Adaptive Attack: Effective Adversarial Attack Against Deep Neural Networks for Tabular Data. *Annual Conference on Neural Information Processing Systems (NeurIPS)*.
- [113] Thibault Simonetto, Salah Ghamizi, and Maxime Cordy. 2024. TabularBench: Benchmarking Adversarial Robustness for Tabular Deep Learning in Real-world Use-cases. *Advances in Neural Information Processing Systems*.
- [114] Thibault Jean Angel Simonetto, Salah Ghamizi, and Maxime Cordy. 2024. Towards Adaptive Attacks on Constrained Tabular Machine Learning. *ICML 2024 Workshop on the Next Generation of AI Safety*.
- [115] Mihaela Cătălina Stoian, Salijona Dyrmishi, Maxime Cordy, Thomas Lukasiewicz, and Eleonora Giunchiglia. 2024. How realistic is your synthetic data? constraining deep generative models for tabular data. *International Conference on Learning Representations (ICLR)*.
- [116] Fan Wei Lee Wenke Prodromidis Andreas Stolfo, Salvatore and Philip Chan. 1999. KDD Cup 1999 Data. UCI Machine Learning Repository. DOI: <https://doi.org/10.24432/C51C7N>.
- [117] Peishuai Sun, Shuhao Li, Jiang Xie, Hongbo Xu, Zhenyu Cheng, and Rong Yang. 2023. GPMT: Generating practical malicious traffic based on adversarial attacks with little prior knowledge. *Computers & Security*.

- [118] Christian Szegedy, Wojciech Zaremba, Ilya Sutskever, Joan Bruna, Dumitru Erhan, Ian Goodfellow, and Rob Fergus. 2014. Intriguing properties of neural networks. *International Conference on Learning Representations (ICLR)*.
- [119] Choon Lin Tan. 2018. Phishing dataset for machine learning: Feature evaluation. *Mendeley Data*.
- [120] Mahbod Tavallae, Ebrahim Bagheri, Wei Lu, and Ali A Ghorbani. 2009. A detailed analysis of the KDD CUP 99 data set. *IEEE Symposium on Computational Intelligence for Security and Defense Applications*.
- [121] Martin Teuffenbach, Ewa Piatkowska, and Paul Smith. 2020. Subverting network intrusion detection: Crafting adversarial examples accounting for domain-specific constraints. *International Cross-Domain Conference (CD-MAKE)*.
- [122] Yunzhe Tian, Yingdi Wang, Endong Tong, Wenjia Niu, Liang Chang, Qi Alfred Chen, Gang Li, and Jiqiang Liu. 2020. Exploring data correlation between feature pairs for generating constraint-based adversarial examples. *International Conference on Parallel and Distributed Systems (ICPADS)*.
- [123] Jean-Baptiste Tien, joycenv, and Olivier Chapelle. 2014. Display Advertising Challenge. <https://kaggle.com/competitions/criteo-display-ad-challenge>. Kaggle.
- [124] Muhammad Usama, Muhammad Asim, Siddique Latif, Junaid Qadir, et al. 2019. Generative adversarial networks for launching and thwarting adversarial attacks on network intrusion detection systems. *International wireless communications & mobile computing conference (IWCMC)*.
- [125] Bram Van Dooremaal, Pavlo Burda, Luca Allodi, and Nicola Zannone. 2021. Combining text and visual features to improve the identification of cloned webpages for early phishing detection. *International Conference on Availability, Reliability and Security*.
- [126] João Vitorino, Nuno Oliveira, and Isabel Praça. 2022. Adaptive Perturbation Patterns: Realistic Adversarial Learning for Robust Intrusion Detection. *Future Internet*.
- [127] Di Wang, Xueming Wang, and Jinlong Fei. 2024. IDS-GAN: adversarial attack against intrusion detection based on generative adversarial networks. *International Conference on Computer Vision, Image and Deep Learning (CVIDL)*.
- [128] Steve Wang and Will Cukierski. 2014. Click-Through Rate Prediction. <https://kaggle.com/competitions/avazu-ctr-prediction>. Kaggle.
- [129] Yutong Wang, Yufei Han, Hongyan Bao, Yun Shen, Fenglong Ma, Jin Li, and Xiangliang Zhang. 2020. Attackability characterization of adversarial evasion attack on discrete data. *ACM SIGKDD International Conference on Knowledge Discovery & Data Mining*.
- [130] Jing Wu, Suiyao Chen, Qi Zhao, Renat Sergazinov, Chen Li, Shengjie Liu, Chongchao Zhao, Tianpei Xie, Hanqing Guo, Cheng Ji, et al. 2024. Switchtab: Switched autoencoders are effective tabular learners. *AAAI Conference on Artificial Intelligence*.
- [131] Cihang Xie, Yuxin Wu, Laurens van der Maaten, Alan L Yuille, and Kaiming He. 2019. Feature denoising for improving adversarial robustness. *IEEE/CVF Conference on Computer Vision and Pattern Recognition (CVPR)*.
- [132] Han Xu, Pengfei He, Jie Ren, Yuxuan Wan, Zitao Liu, Hui Liu, and Jiliang Tang. 2023. Probabilistic categorical adversarial attack and adversarial training. *International Conference on Machine Learning (ICML)*.
- [133] I-Cheng Yeh and Che-hui Lien. 2009. The comparisons of data mining techniques for the predictive accuracy of probability of default of credit card clients. *Expert systems with applications*.
- [134] Suleiman Y Yerima and Sakir Sezer. 2018. Droidfusion: A novel multilevel classifier fusion approach for android malware detection. *IEEE Transactions on Cybernetics*.
- [135] Ying Yuan, Giovanni Apruzzese, and Mauro Conti. 2024. Multi-SpacePhish: Extending the evasion-space of adversarial attacks against phishing website detectors using machine learning. *Digital Threats: Research and Practice*.
- [136] Hongyang Zhang, Yaodong Yu, Jiantao Jiao, Eric Xing, Laurent El Ghaoui, and Michael Jordan. 2019. Theoretically principled trade-off between robustness and accuracy. *International Conference on Machine Learning (ICML)*.
- [137] Wei Emma Zhang, Quan Z Sheng, Ahoud Alhazmi, and Chenliang Li. 2020. Adversarial attacks on deep-learning models in natural language processing: A survey. *ACM Transactions on Intelligent Systems and Technology (TIST)*.
- [138] Shuang Zhao, Jing Li, Jianmin Wang, Zhao Zhang, Lin Zhu, and Yong Zhang. 2021. attackgan: Adversarial attack against black-box ids using generative adversarial networks. *Procedia Computer Science*.
- [139] Matjaz Zwitter and Milan Soklic. 1988. Breast Cancer. UCI Machine Learning Repository. DOI: <https://doi.org/10.24432/C51P4M>.

A Research trends

Table 7. Metadata extracted from 53 papers under review. Citations obtained on 10/3/2025 through Google Scholar.

Ref.	Year		Name	Type	Venue	Domain	Citations	Domain
	Pre.	Pub.						
[78]	2018	2022	PAKDD	Conference	Big Data, Data Mining, & Knowledge Discovery		426	Cybersecurity
[13]	2019	2019	arXiv	Pre-Print	Others		115	General
[109]	2019	2019	DBSec	Conference	Cybersecurity		45	Cybersecurity
[124]	2019	2019	IWCMC	Conference	Computer Networks & Communication		198	Cybersecurity
[2]	2019	2019	DSC	Conference	Cybersecurity		25	Cybersecurity
[129]	2020	2020	KDD	Conference	Big Data, Data Mining, & Knowledge Discovery		22	General
[107]	2020	2020	arXiv	Pre-Print	Others		27	General
[122]	2020	2020	ICPADS	Conference	System Design & Engineering		7	General
[121]	2020	2020	MAKE	Conference	AI & ML		20	Cybersecurity
[49]	2020	2020	ESEC/FSE	Conference	Others		31	Finance
[6]	2021	2020	ESWA	Journal	System Design & Engineering		189	Cybersecurity
[40]	2021	2021	NeurIPS	Conference	AI & ML		34	General
[55]	2021	2021	AI Safety	Workshop	AI & ML		30	General
[53]	2021	2021	arXiv	Pre-Print	Others		17	General
[4]	2021	2021	MUFin21	Workshop	Big Data, Data Mining, & Knowledge Discovery		13	Finance
[22]	2021	2021	SafeAI	Workshop	AI & ML		95	Finance
[70]	2021	2021	ICMLA	Conference	AI & ML		17	Finance
[110]	2021	2021	JCS	Journal	Cybersecurity		9	Cybersecurity
[76]	2020	2021	AsiaCCS	Conference	Cybersecurity		76	Other
[106]	2021	2021	CCS	Conference	Cybersecurity		35	General
[138]	2021	2021	IINKI	Conference	Others		50	Cybersecurity
[32]	2021	2021	ICML-ML4Cyber	Workshop	AI & ML		5	Cybersecurity
[64]	2022	2022	BigDIA	Conference	Big Data, Data Mining, & Knowledge Discovery		5	General
[126]	2022	2022	Future Internet	Journal	Computer Networks & Communication		33	Cybersecurity
[85]	2020	2022	KBS	Journal	Big Data, Data Mining, & Knowledge Discovery		32	General
[95]	2022	2022	ITADATA	Conference	Big Data, Data Mining, & Knowledge Discovery		3	Other
[26]	2019	2022	TOPS	Journal	Cybersecurity		52	General
[23]	2022	2022	TDSC	Journal	System Design & Engineering		69	Cybersecurity
[111]	2021	2022	IJCAI	Conference	AI & ML		24	General
[114]	2022	2023	AAAI	Conference	AI & ML		4	General
[100]	2023	2023	USBEREIT	Conference	System Design & Engineering		1	Other
[97]	2023	2023	ICAIF	Conference	Others		3	Finance
[82]	2023	2023	IJCNN	Conference	AI & ML		0	General
[67]	2022	2023	NDSS	Conference	Cybersecurity		21	General
[65]	2023	2023	arXiv	Pre-Print	Others		0	General
[69]	2023	2023	SMC	Journal	System Design & Engineering		6	General
[92]	2023	2023	CIKM	Conference	Big Data, Data Mining, & Knowledge Discovery		2	General
[117]	2023	2023	C & S	Journal	Cybersecurity		5	Cybersecurity
[33]	2023	2023	C & S	Journal	Cybersecurity		35	Cybersecurity
[11]	2023	2023	ARES	Conference	Cybersecurity		9	Cybersecurity
[36]	2023	2023	JISA	Journal	Cybersecurity		17	Cybersecurity
[132]	2022	2023	ICML	Conference	AI & ML		14	General
[112]	2023	2024	NeurIPS	Conference	AI & ML		1	General
[17]	2024	2024	SP	Conference	Cybersecurity		0	General
[35]	2024	2024	TKDD	Journal	Big Data, Data Mining, & Knowledge Discovery		4	Other
[38]	2024	2024	ICMLC	Conference	AI & ML		1	General
[114]	2024	2024	NextGenAISafety	Workshop	AI & ML		1	General
[28]	2024	2024	TOPS	Journal	Cybersecurity		7	Cybersecurity
[7]	2024	2024	TNSM	Journal	Computer Networks & Communication		4	Cybersecurity
[127]	2024	2024	CVIDL	Conference	AI & ML		1	Cybersecurity
[135]	2022	2024	DTRAP	Journal	Cybersecurity		7	Cybersecurity
[12]	2024	2024	IPSA	Conference	Others		0	Other
[66]	2024	2024	arXiv	Pre-Print	Others		0	General

B Practical considerations

Table 8. Practical dimensions for evaluating adversarial attacks.

Dimension	Considered	Acknowledged	Not Considered
<i>Efficacy</i>	Attack success is explicitly measured (e.g., evasion rate).	Explicitly noted as important but not addressed.	Not mentioned or evaluated.
<i>Efficiency</i>	Efficiency (e.g., runtime, query count) is measured or optimized.	Explicitly noted as important but not addressed.	Not mentioned or evaluated.
<i>Transferability</i>	Attack is tested across models to assess generalization.	Explicitly noted as important but not addressed.	Not mentioned or evaluated.
<i>Feasibility</i>	Realistic constraints enforced (e.g., clipping, repair, functional checks).	Explicitly noted as important but not addressed.	Not mentioned or evaluated.
<i>Semantic Preservation</i>	Actively discussed and validated.	Explicitly noted as important but not addressed. This includes cases where the authors do not agree with the treatment of this aspect in the current literature or its application to tabular data.	Not discussed. Includes methods using L_p norms or GANs without semantic checks or definition of semantic preservation.
<i>Plausibility</i>	Actively discussed and evaluated (i.e. automated checks or human review).	Explicitly noted as important, but not addressed. This includes cases where the authors do not agree with the treatment of this aspect in the current literature or its application to tabular data.	Not discussed. Includes use of L_p norms or GANs without clarifying relation to plausibility.
<i>Defense Awareness</i>	Evaluated against one or more defense mechanisms.	Defenses mentioned in limitations or future work.	Not mentioned or evaluated.
<i>Dataset Suitability</i>	Uses well-justified or multiple datasets aligned with the threat model.	Plans to improve dataset selection mentioned.	Not discussed. Includes use of a single or irrelevant dataset without threat model justification.

Table 9. Practical considerations of adversarial attacks on tabular ML. ✓: Considered, Δ: Acknowledged, ×: Not considered.

Ref.	Efficacy	Efficiency	Transferability	Feasibility	Semantics	Plausibility	Defense	Dataset
[78]	✓	×	×	✓	×	×	×	×
[13]	✓	Δ	Δ	✓	×	✓	×	✓
[109]	✓	×	×	✓	×	✓	Δ	✓
[124]	✓	×	×	✓	×	×	✓	×
[2]	✓	×	×	✓	×	×	✓	×
[107]	✓	×	✓	✓	×	Δ	Δ	✓
[122]	✓	Δ	✓	✓	×	✓	Δ	×
[121]	✓	×	Δ	✓	✓	Δ	×	✓
[49]	✓	Δ	Δ	✓	×	×	✓	✓
[6]	✓	×	✓	✓	×	×	×	✓
[23]	✓	Δ	✓	✓	✓	×	✓	✓
[129]	✓	✓	×	Δ	×	×	×	×
[40]	✓	×	×	✓	×	×	×	✓
[55]	✓	×	×	×	×	×	×	✓
[53]	✓	Δ	×	✓	×	Δ	×	×
[4]	✓	×	×	✓	×	×	×	✓
[22]	✓	×	✓	✓	×	✓	Δ	Δ
[70]	✓	✓	×	✓	×	×	×	✓
[110]	✓	×	✓	✓	×	✓	Δ	✓
[76]	✓	✓	Δ	✓	×	×	Δ	✓
[106]	✓	✓	×	✓	✓	×	×	✓
[138]	✓	×	×	✓	×	×	Δ	×
[32]	✓	✓	×	×	×	×	✓	×
[64]	✓	×	✓	×	×	✓	×	×
[126]	✓	✓	×	✓	×	×	✓	✓
[85]	✓	×	✓	✓	✓	×	×	×
[95]	✓	×	×	✓	×	×	Δ	✓
[26]	✓	×	✓	✓	×	×	✓	✓
[111]	✓	×	×	✓	×	×	✓	✓
[112]	✓	✓	✓	✓	×	×	✓	×
[14]	✓	✓	×	×	×	×	Δ	×
[100]	✓	×	×	✓	×	×	×	×
[97]	✓	✓	×	×	×	✓	✓	✓
[82]	✓	✓	×	✓	×	✓	×	✓
[67]	✓	✓	×	✓	Δ	Δ	✓	✓
[65]	✓	✓	×	✓	×	×	×	✓
[69]	✓	×	×	×	×	×	Δ	✓
[92]	✓	Δ	×	✓	×	×	✓	×
[117]	✓	×	×	✓	✓	×	✓	✓
[33]	✓	✓	✓	✓	✓	×	✓	✓
[36]	✓	Δ	Δ	✓	×	✓	✓	✓
[132]	✓	✓	×	×	×	×	✓	✓
[17]	✓	✓	×	✓	×	×	Δ	✓
[35]	✓	✓	✓	✓	×	✓	✓	✓
[38]	✓	✓	×	✓	×	×	×	×
[114]	✓	Δ	×	✓	×	×	×	×
[28]	✓	Δ	✓	✓	×	✓	✓	Δ
[98]	✓	✓	✓	✓	×	×	✓	×
[127]	✓	×	×	✓	×	×	×	×
[135]	✓	Δ	×	✓	×	Δ	Δ	✓
[66]	✓	Δ	×	✓	×	×	Δ	×
[11]	✓	×	×	×	×	×	Δ	×
[12]	✓	×	✓	✓	×	×	Δ	×

Table 10. Overview of datasets used for evaluation along with relevant statistics. Here, #F denotes the total number of features, #C the number of categorical features, #N the number of numerical features, and #Usages the number of papers in our survey that use each dataset as part of their evaluation methodology.

Dataset	Short description	Domain	#F	#C	#N	#Usages	Used by
KDD99 [116]	Botnet traffic	Cybersecurity	41	34	7	1	[124]
NSL-KDD [120]	Improved KDD99	Cybersecurity	41	34	7	8	[6, 78, 106, 107, 121, 122, 127, 138]
CTU-13 [46]	Botnet traffic	Cybersecurity	13	2	11	6	[26, 33, 111, 112, 114, 117]
ISCX-Botnet [16]	Botnet traffic	Cybersecurity	33	6	27	1	[117]
UNSW-NB15 [91]	Malicious traffic	Cybersecurity	48	2	46	3	[6, 7, 107]
DDoS-A [93]	DDoS traffic	Cybersecurity	54	0	54	1	[2]
CIC-IDS2017 [105]	Malicious traffic	Cybersecurity	78	0	78	2	[121, 126]
CIC-IDS2018 [105]	Malicious traffic	Cybersecurity	77	1	76	2	[33, 36]
IoT-23 [47]	Malicious IoT traffic	Cybersecurity	20	4	16	2	[7, 126]
InSDN [39]	Malicious SDN traffic	Cybersecurity	56	1	55	1	[36]
IPS-A [129]	Intrusion Prevention	Cybersecurity	1103	1103	0	2	[129, 132]
IEC 60870-5-104 [102]	Malicious IoT traffic	Cybersecurity	–	–	–	1	[11]
Phishing-A [86]	Website phishing	Cybersecurity	17	17	–	2	[109, 110]
Phishing-B [1]	Website phishing	Cybersecurity	16	16	–	2	[109, 110]
ISCX-URL2016 [83]	Malicious URLs	Cybersecurity	79	–	–	1	[53]
DeltaPhish [29]	Website phishing	Cybersecurity	11	2	9	1	[135]
Phishing-C [108]	Website phishing	Cybersecurity	8	4	4	2	[109, 110]
Phishing-D [27]	Website phishing	Cybersecurity	48	29	19	3	[17, 53, 106]
Phishing-E [73]	Website phishing	Cybersecurity	51	–	–	1	[53]
Phishing-F [56]	Website phishing	Cybersecurity	87	26	61	4	[38, 111, 112, 114]
Phishing-G [53]	Website phishing	Cybersecurity	52	3	49	2	[53, 65]
Phishing-H [125]	Website phishing	Cybersecurity	–	–	–	1	[135]
Spam-base [61]	Email spam	Cybersecurity	57	0	57	1	[64]
Twitter-A [74]	Twitter spam	Cybersecurity	16	0	16	1	[55]
Twitter-B [50]	Twitter spam	Cybersecurity	15	1	14	1	[67]
Twitter-C [41]	Twitter spam	Cybersecurity	17	0	17	1	[28]
EMBER [10]	Windows malware	Cybersecurity	2381	0	2381	1	[40]
DroidFusion [134]	Android malware	Cybersecurity	350	350	0	1	[65]
Mal-A [37]	Windows malware	Cybersecurity	24222	–	–	1	[111]
Australian Credit [101]	Credit risk	Finance	14	8	6	2	[4, 13]
German Credit [59]	Credit risk	Finance	20	13	7	3	[13, 22, 55]
Credit Card [133]	Credit default	Finance	23	4	19	3	[4, 13, 82]
Bank Marketing [89]	Direct marketing	Finance	16	8	8	2	[17, 66]
Loan-ICL [31]	Credit risk	Finance	778	–	1	1	[69]
ECD [30]	Credit card fraud	Finance	30	0	30	3	[70, 82, 97]
HomeCredit [87]	Credit scoring	Finance	974	–	–	2	[67, 85]
Heloc [42]	Credit risk	Finance	24	8	16	1	[38]
IEEE-CIS Fraud [62]	Credit card fraud	Finance	433	48	–	4	[22, 67, 70, 97]
LCLD [48]	Peer-to-peer loans	Finance	151	–	–	5	[13, 49, 111, 112, 114]
Breast Cancer [139]	Cancer statistics	Healthcare	9	9	0	1	[64]
EHR [80]	Electronic health records	Healthcare	4130	4130	0	2	[14, 129]
WiDS [75]	Patients ICU data	Healthcare	109	9	100	4	[38, 85, 112, 114]
iPinYou [77]	Click-through rate	Other	21	2	19	1	[35]
Criteo [123]	Click-through rate	Other	39	26	13	2	[35, 92]
Avazu [128]	Click-through rate	Other	21	8	13	1	[35]
Iris [43]	Flower characteristics	Other	4	0	4	2	[64, 66]
Wine [3]	Chemical characteristics	Other	13	0	13	1	[64]
Adult [15]	Census data	Other	14	8	6	2	[17, 53]
Magic Telescope [19]	Particle physics	Other	10	0	10	1	[64]
NASA C-MAPSS [104]	Engine Degradation	Other	26	0	26	1	[69]
Rob-Navigation [44]	Robot movement	Other	24	0	24	1	[64]
MovieLens [57]	Movie recommendations	Other	3	0	3	1	[92]
GAS-IDS [90]	Gas pipeline network	Other	15	5	10	1	[12]
FSP [103]	Faulty steel plates	Other	27	0	27	1	[38]
SWaT [51]	Secure Water Treatment	Other	51	26	25	1	[76]
U.S. Lodging [5]	AirBnB data	Other	25	8	17	1	[85]
DeepMimo [8]	Wireless communication	Other	5	0	5	1	[100]
ICS-A [23]	Water tank comm.	Other	12	0	12	1	[23]
IEEE-10-39 [76]	Power flow data	Other	46	0	46	1	[76]
u5k-r5k-auth12k [94]	User access control	Other	16	8	8	1	[95]
Ammonia [69]	Ammonia CO ₂ synthesis	Other	11	0	11	1	[69]