

# OPT-BENCH: Evaluating LLM Agent on Large-Scale Search Spaces Optimization Problems

Xiaozhe Li<sup>1\*</sup>, Jixuan Chen<sup>2,3</sup>, Xinyu Fang<sup>2,4</sup>, Shengyuan Ding<sup>2,3</sup>,  
Haodong Duan<sup>2†</sup>, Qingwen Liu<sup>1†</sup>, Kai Chen<sup>2</sup>  
Tongji University<sup>1</sup>, Shanghai AI Lab<sup>2</sup>, Nanjing University<sup>3</sup>, Zhejiang University<sup>4</sup>

## Abstract

Large Language Models (LLMs) have shown remarkable capabilities in solving diverse tasks. However, their proficiency in iteratively optimizing complex solutions through learning from previous feedback remains insufficiently explored. To bridge this gap, we present OPT-BENCH, a comprehensive benchmark designed to evaluate LLM agents on large-scale search space optimization problems. OPT-BENCH includes 20 real-world machine learning tasks sourced from Kaggle and 10 classical NP problems, offering a diverse and challenging environment for assessing LLM agents on iterative reasoning and solution refinement. To enable rigorous evaluation, we introduce OPT-Agent, an end-to-end optimization framework that emulates human reasoning when tackling complex problems by generating, validating, and iteratively improving solutions through leveraging historical feedback. Through extensive experiments on 9 state-of-the-art LLMs from 6 model families, we analyze the effects of optimization iterations, temperature settings, and model architectures on solution quality and convergence. Our results demonstrate that incorporating historical context significantly enhances optimization performance across both ML and NP tasks. All datasets, code, and evaluation tools are open-sourced to promote further research in advancing LLM-driven optimization and iterative reasoning. Project page: <https://github.com/OliverLeeXZ/OPT-BENCH>.

## 1 Introduction

The advent of Large Language Models (LLMs) [25, 12, 13] has revolutionized artificial intelligence, demonstrating exceptional performance across a wide range of tasks [4, 27, 1, 7, 34, 11]. As LLMs continue to evolve, their potential to solve complex problems through iterative refinement is becoming increasingly apparent. Several benchmarks have been introduced to evaluate LLMs’ reasoning abilities, with a focus on tasks such as mathematical problem solving [2, 10, 14, 8, 19], decision-making [35], and logical reasoning [9, 39].

Despite these advances, an essential aspect of human cognition—learning from both successes and failures over time—remains largely unexplored in current LLM evaluations [15, 8]. Humans routinely refine their reasoning by integrating feedback, as seen when scientists adjust hypotheses, students revise study strategies, or chess players improve tactics based on past outcomes. In contrast, current evaluations of large language models (LLMs) primarily measure their ability to generate correct responses in a single pass [10, 21], overlooking the ability to learn from experience and adapt over multiple iterations. Currently, there is a lack of benchmark tasks that explicitly evaluate LLMs’ capacity for iterative learning and reasoning based on prior experience.

To address existing limitations, we introduce OPT-BENCH, a comprehensive benchmark designed to evaluate LLM performance on large-scale search space optimization problems. OPT-BENCH

<sup>1\*</sup> Work done during an internship in Shanghai AI Laboratory. <sup>†</sup> represents Corresponding authors.

comprises 30 diverse tasks, including 20 real-world machine learning (ML) challenges sourced from Kaggle competitions and 10 classical NP-complete (or NP-hard) combinatorial optimization problems. The ML tasks span predictive domains such as regression and classification, including applications like house price forecasting and sentiment analysis. The NP problems encompass core computational challenges from graph theory, scheduling, and resource allocation, including graph coloring, hamiltonian cycle, and knapsack, characterized by combinatorial complexity and the absence of polynomial-time algorithms for large instances, making them ideal for assessing iterative optimization capabilities.

Furthermore, we propose OPT-Agent, an LLM optimization pipeline that mirrors human problem-solving by supporting a comprehensive, end-to-end workflow for solution generation, validation, and iterative refinement. This framework enables rigorous evaluation of LLMs’ ability to optimize solutions over multiple iterations by leveraging historical context and adapting based on feedback. Unlike prior benchmarks that focus on isolated or synthetic tasks, OPT-BENCH emphasizes real-world challenges with extended iteration horizons, pushing the boundaries of LLM optimization capabilities. OPT-Agent generates solutions, incrementally refines them using feedback, and performs debugging informed by previous errors. Distinct from earlier agent frameworks [18, 17, 5] that assess single-pass solution generation, OPT-Agent emphasizes evaluating the model’s capacity to learn from feedback history. Together, OPT-BENCH and OPT-Agent provide a robust platform for advancing research in LLM-driven optimization across both machine learning and combinatorial domains.

Using this benchmark and optimization framework, we evaluate nine leading LLMs from six model families on OPT-BENCH, investigating the impact of iteration count and hyperparameters such as temperature on both solution refinement and draft generation for ML tasks. Our results show that leveraging historical context consistently enhances optimization performance across both ML and NP problems, facilitating more effective iterative refinement. Increasing the number of optimization steps further improves outcomes, emphasizing the importance of extended iteration for convergence. Temperature plays a critical role in balancing exploration and stability, with lower to moderate values generally yielding optimal performance, though optimal settings vary by model and task. Although draft optimization results in higher rates of invalid solutions, it frequently outperforms conventional refinement methods. Notably, open-source models exhibit higher error rates and lag behind proprietary counterparts on NP tasks, indicating areas for improvement. Furthermore, we conduct a detailed case study to analyze why integrated historical information is less effective for NP problems compared to ML tasks.

In summary, our contributions are as follows:

- We present OPT-BENCH, a benchmark comprising 20 machine learning tasks and 10 NP problems, specifically designed to assess large language models’ (LLMs) ability to solve problems with large search spaces. It evaluates whether models can improve solutions over time by learning from past feedback.
- We introduce OPT-Agent, an end-to-end automated evaluation framework that enables LLMs to learn from historical feedback when solving practical, real-world optimization problems, thereby advancing their cognitive capabilities in iterative reasoning and improvement.
- We perform extensive experiments on 9 state-of-the-art LLMs from 6 different model families. Our analysis provides insights that can help guide future research on enhancing LLMs’ optimization capabilities.

## 2 OPT-BENCH

OPT-BENCH consists of 30 tasks: 20 machine learning challenges from Kaggle competitions and 10 classic NP problems. The ML tasks span a range of predictive problems—including regression, classification, and error prediction—with applications such as sales forecasting, house price estimation, sentiment analysis, and multi-class classification. The NP tasks cover fundamental combinatorial optimization and graph-theoretic problems, including graph coloring, Hamiltonian cycle, set cover, subset sum, knapsack, maximum clique, minimum cut, and traveling salesman (TSP). These problems are notable for their computational intractability at scale due to the lack of polynomial-time algorithms. See Appendix A for the complete task list.

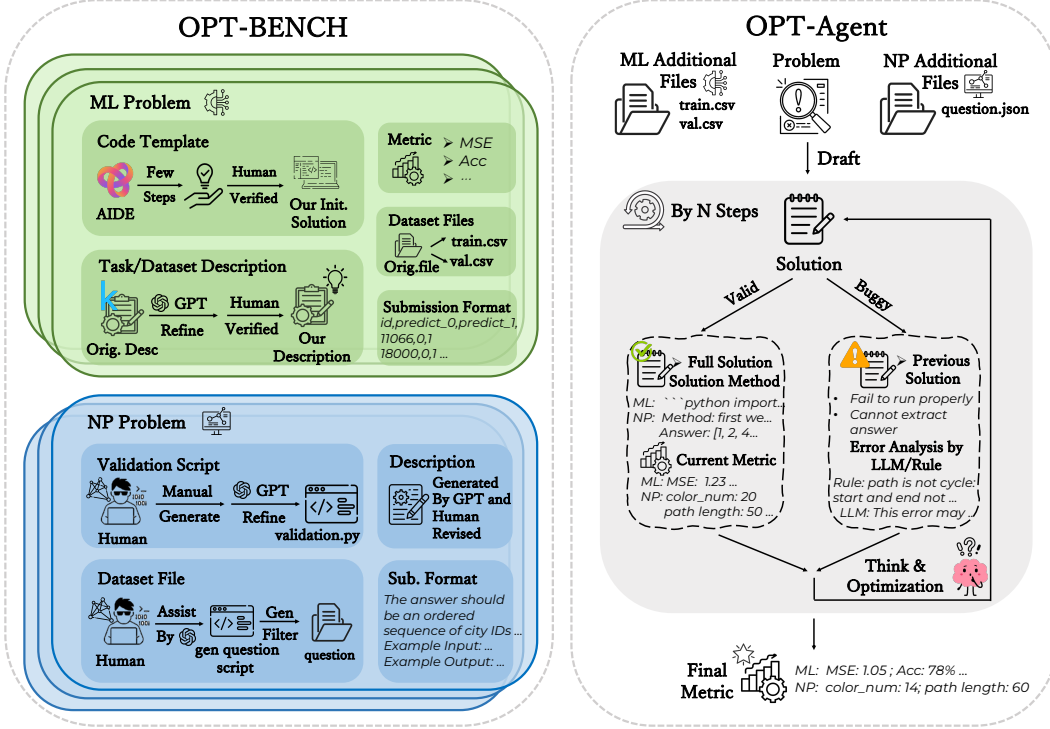


Figure 1: **Overview of the OPT-BENCH dataset and OPT-Agent Framework.** The left panel illustrates the data structure of OPT-Bench, encompassing ML and NP problems. Each module includes problem definitions, dataset files, validation script (NP), evaluation metrics, and submission formats, integrating human-verified initial solutions and LLM-assisted refinement. The right panel details the evaluation workflow, where solutions are iteratively generated and validated in steps. Valid solutions proceed to metric calculation, while buggy solutions trigger error analysis via LLM or rule-based diagnostics, followed by iterative optimization. This framework enables systematic and automated assessment of LLMs’ optimization capabilities across diverse problem domains.

## 2.1 Dataset Curation and Analysis

As illustrated in Figure 1, the preparation of ML tasks begins with the collection of well-defined task descriptions from the Kaggle website. These descriptions are subsequently refined using gpt-4o and then meticulously verified by human experts to ensure clarity and conciseness. Each task specifies its evaluation metric to rigorously assess model performance. The corresponding training and test datasets are sourced directly from Kaggle competitions and provided as separate files. In addition, comprehensive dataset descriptions detail the format and features of the training data, facilitating proper model training and evaluation. The submission format prescribed by the Kaggle competition is strictly followed to guarantee consistency throughout the evaluation process. To initialize the solution space, an initial solution for each ML task is generated by the LLM-based machine learning agent AIDE [18], which employs a 10-step solution generation process to identify the best candidate. This initial solution is then further refined by four PhD-level experts to ensure correctness and to enhance its potential for subsequent optimization.

Regarding the NP tasks, the benchmark focuses on 10 classical NP problems, each accompanied by a detailed task description and an explicit goal definition. The expected submission format is clearly outlined to enforce adherence to the required solution structure. To further guide the LLMs, example inputs and outputs are provided, illustrating the correct format and helping to reduce ambiguity during solution generation. Each NP problem is encapsulated in a JSON file containing five distinct instances, enabling a robust and comprehensive evaluation of model performance. To ensure solution validity, a rule-based Python script `validation.py` is employed. This script rigorously verifies whether the submitted solution complies with the constraints of the respective NP problem. For instance, in the Hamiltonian cycle problem, the script confirms that no vertex is revisited and that the

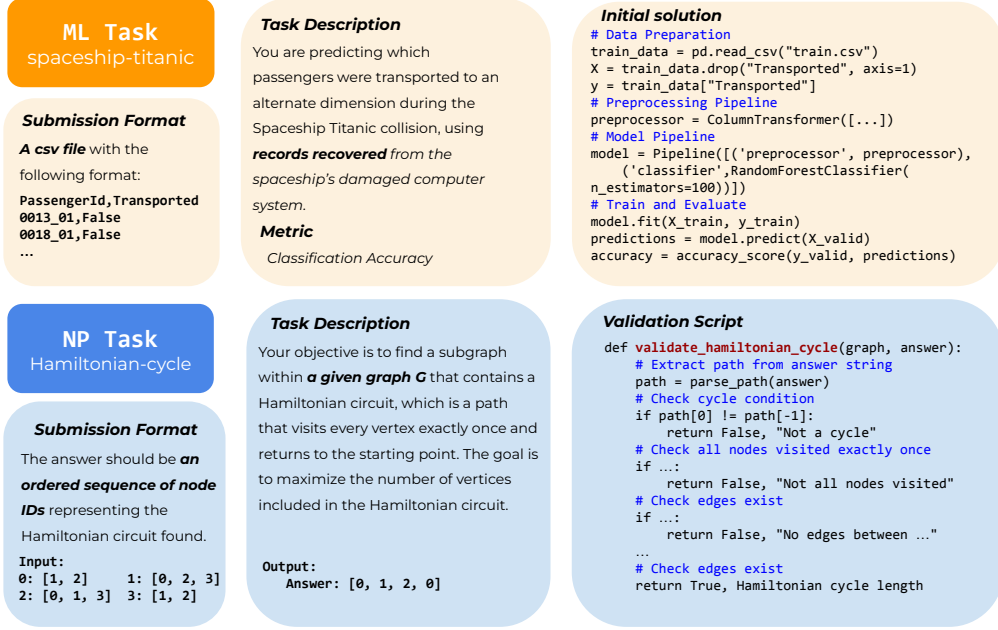


Figure 2: **Specific cases from OPT-BENCH.** Take the spaceship titanic classification task and the Hamiltonian cycle optimization problem as representative examples.

| Benchmark         | Task Num |    | Iterative Optimization | Metrics                         |
|-------------------|----------|----|------------------------|---------------------------------|
|                   | ML       | NP |                        |                                 |
| NPHardBench [10]  | ✗        | 9  | ✗                      | Weighted Accuracy, Failure Rate |
| MLE-Bench [5]     | 75       | ✗  | ✓                      | Medal Rate                      |
| MLAgentBench [17] | 13       | ✗  | ✓                      | Success Rate, Avg. Improvement  |
| <b>OPT-BENCH</b>  | 20       | 10 | ✓                      | Win Count, Buggy Rate, Rank, IR |

Table 1: **Comparison of OPT-BENCH with other representative agent benchmarks.**

output constitutes a valid cycle. Solutions failing these checks receive an error message, while valid solutions have their performance metrics computed and returned.

Each sample in the OPT-BENCH includes the following elements (see Figure 2):

- **Task Description:** A description of the ML or NP problem, including the background and the optimization objectives.
- **Dataset specifications:** ML tasks provide training and test datasets in CSV format, accompanied by detailed descriptions of data format; NP tasks supply problem instances formatted as JSON files, each containing inputs of varying difficulty.
- **Submission formats:** it defines the requirements for solution submission, making the output easy to extract and further evaluation.
- **Initial solution:** For ML tasks, an initial solution script is provided to serve as a foundational baseline for further optimization and refinement.
- **Evaluation principles and metrics:** The ML tasks are evaluated based on performance metrics computed on a designated test set. For NP problems, a rule-based script `validation.py` is provided to automatically verify solution validity and compute corresponding metrics for feasible outputs. The metric for each task is provided in Appendix A.

Table 1 compares OPT-BENCH with three representative benchmarks, emphasizing differences in task composition, evaluation scope, and metrics. OPT-BENCH includes 20 ML and 10 NP tasks and utilizes multiple metrics offering a more comprehensive and detailed evaluation of LLM optimization. This extensive task diversity and multifaceted, iterative assessment establish OPT-BENCH as a robust benchmark for evaluating LLM’s optimization capabilities.

## 2.2 Agent Workflow

In this section, we introduce OPT-Agent, a framework inspired by the AIDE [18] and rooted in human cognitive chain-of-thought problem-solving strategies. The approach begins with a simple initial solution and iteratively refines it based on feedback from previous results. To replicate this human-like reasoning, OPT-Agent is designed as an LLM-driven system that models key elements of human problem-solving. As illustrated in Figure 1, OPT-Agent performs three core actions:

- **Drafting:** This action is performed at the beginning. The agent is prompted to generate a new initial solution to the problem. For machine learning tasks, it produces a Python script, whereas for NP problems, it formulates a specific answer to the question at hand.
- **Improving:** This action is triggered when the previous solution is valid. The LLM is prompted to optimize the solution further. For ML tasks, it adjusts model architecture, feature engineering, or hyperparameters to improve performance on the validation set. For NP tasks, it seeks a better solution based on the task description. Additionally, historical information from previous valid solutions, including the code for ML tasks or the answer path for NP tasks, along with corresponding metrics and analyses, is provided to guide the optimization process.
- **Debugging:** This action is invoked when the previous solution contains errors. The LLM is prompted to debug and fix the issues. For ML tasks, it inspects error logs, analyzes mistakes, and corrects issues such as tensor dimension mismatches, feature engineering errors, or other coding mistakes. For NP tasks, the LLM revises the error messages generated by the validation script.

## 3 Experiments and Results

### 3.1 Experimental Environments

All OPT-BENCH-ML experiments were conducted on an Ubuntu 20.04 system with 4 CPU cores and 32 GB of RAM, while OPT-BENCH-NP experiments were run using 2 CPU cores and 16 GB of RAM. No GPU resources were required. Proprietary LLMs were accessed via API, whereas open-source LLMs were queried through LMDeploy.

### 3.2 Experimental Settings

We evaluate LLM performance on ML and NP tasks from OPT-BENCH using four metrics:

- **Win Count:** Expressed as  $x_1/x_2$ , where  $x_1$  represents the number of tasks where using historical information yields better performance, and  $x_2$  denotes the number of tasks where omitting historical information performs better. Both conditions are evaluated under the same experimental settings, with the sole difference being the inclusion of historical information. This metric qualitatively assesses the optimization capability of the LLM in our benchmark.
- **Buggy Rate:** The proportion of tasks for which the LLM fails to generate a valid solution. It serves as an indicator of model robustness and reliability during the optimization process.
- **Rank:** The average ranking of each model relative to all other models, computed across all tasks. This metric, primarily used in OPT-BENCH-NP, quantitatively compares the overall optimization performance of different LLMs.
- **Improvement Rate (IR):** A quantitative measure designed to evaluate the optimization capability of LLMs under different experimental settings, primarily used in OPT-BENCH-ML. It's defined as:

$$\text{IR}(\alpha, \beta) = \frac{1}{n} \sum_{i=1}^n \frac{\alpha_i}{\beta_i},$$

where  $\alpha_i$  and  $\beta_i$  denote the performance metrics (e.g., MSE or accuracy) for the  $i$ -th ML task, and  $n = 20$  is the total number of tasks. Typically,  $\alpha_i$  corresponds to the metric variable value in the improved setting, while  $\beta_i$  represents either the variable value under baseline setting or the metric from initial solution. This metric quantitatively reflects the relative performance improvement achieved under varying optimization configurations.

| Model                      | 5 steps     |               |               | 10 steps    |               |               | 20 steps    |               |               |
|----------------------------|-------------|---------------|---------------|-------------|---------------|---------------|-------------|---------------|---------------|
|                            | Win Count   | IR(w,w.o)     | IR(w,init)    | Win Count   | IR(w,w.o)     | IR(w,init)    | Win Count   | IR(w,w.o)     | IR(w,init)    |
| <i>Proprietary LLMs</i>    |             |               |               |             |               |               |             |               |               |
| gpt-4o-2024-08-06          | 13/7        | 1.2780        | 1.2120        | 13/7        | 1.7998        | 1.2529        | <b>18/2</b> | 1.8928        | 1.2598        |
| gpt-4.1-2025-04-14         | 12/8        | 1.1129        | 1.1554        | 14/6        | 1.6654        | 1.1966        | 14/6        | <b>2.1536</b> | 1.2290        |
| gpt-o3-mini                | 12/8        | 1.2547        | <b>1.2161</b> | 14/6        | 1.7701        | <b>1.2543</b> | 13/7        | 1.3450        | <b>1.2649</b> |
| gemini-2.0-flash           | 13/7        | 1.0810        | 1.1751        | 14/6        | <b>2.0788</b> | 1.1880        | 14/6        | 1.9473        | 1.2094        |
| claude-3.5-sonnet-20241022 | 11/9        | 1.1529        | 1.1220        | 12/8        | 1.4458        | 1.1563        | 12/8        | 1.8279        | 1.1867        |
| claude-3.7-sonnet-20250219 | <b>14/6</b> | 1.0049        | 1.1684        | 14/6        | 1.1057        | 1.1921        | 14/6        | 1.3508        | 1.2141        |
| grok-3                     | 12/8        | 1.1556        | 1.1961        | 14/6        | 1.3609        | 1.2237        | 15/5        | 1.2917        | 1.2904        |
| <i>Open-Source LLMs</i>    |             |               |               |             |               |               |             |               |               |
| DeepSeek-R1                | 12/8        | 1.9340        | 1.1639        | 12/8        | 1.1849        | 1.1875        | 11/9        | 1.0313        | 1.2235        |
| Qwen2.5-72B-Instruct       | 15/5        | <b>1.5813</b> | 1.1646        | <b>15/5</b> | 1.4712        | 1.1720        | 15/5        | 1.6105        | 1.1791        |

Table 2: **Evaluation Results of LLMs on OPT-BENCH-ML.** The column *Win Count* denotes the win count comparing the performance of LLM optimization using OPT-Agent against the baseline without historical information;  $IR(w,w.o)$  represents the improvement rate of OPT-Agent relative to the baseline; and  $IR(w,init)$  indicates the improvement relative to the initial solution.

### 3.3 Main experiment

To assess the effect of historical information on LLM optimization, we compare OPT-Agent with and without historical context (baseline) across optimization steps ranging from 5 to 20.

**OPT-BENCH-ML** The results shown in Table 2 reveals several key findings. First, incorporating historical information consistently improves optimization performance across most models, as indicated by Win Count and improvement rates  $IR(w,w.o)$  greater than one, underscoring the value of contextual information for iterative solution refinement. Second, the significant upward trend in  $IR(w,init)$  with increasing steps shows that longer optimization horizons generally lead to better performance, enabling more thorough exploration and convergence. Notably, gpt-o3-mini achieves the highest overall improvement relative to the initial solution across all step counts. Third, for models such as gemini-2.0-flash and DeepSeek-R1,  $IR(w,w.o)$  decreases as the number of steps increases from 10 to 20, suggesting that some LLMs fall short on effectively utilizing long context information, which is a key sapect for future improvement.

**OPT-BENCH-NP** Table 3 shows that models generally perform better on NP problems when historical information is included, mirroring trends observed in ML tasks. The *Buggy Rate* metric, specific to NP tasks, highlights differences in solution validity across models and iterations. Most models see a reduction in *Buggy Rate* with historical information, with gpt-o3-mini achieving zero errors, demonstrating the benefit of leveraging error messages for iterative correction. The *Rank* metric reveals that lower buggy rates do not always correspond to higher optimization ranks, indicating some models favor valid but suboptimal solutions. While increased optimization steps typically improve performance and reduce errors, these gains are often nonlinear; for instance, gemini-2.0-flash and Qwen2.5-72B-Instruct show significant improvement with more iterations, whereas others plateau beyond 10 steps, suggesting optimal step counts vary by model. Notably, the open-source Qwen2.5-72B-Instruct underperforms relative to proprietary models, highlighting ongoing challenges and opportunities for improvement in open-source LLMs on NP problems.

### 3.4 Ablation Study

#### 3.4.1 Temperature Effects

**OPT-BENCH-ML** Results shown in Table 4 indicate that optimal temperature varies across models. For example, gpt-4o-2024-08-06 attains its highest win count and improvement rates, and grok-3 achieves the best  $IR(w,init)$  at temperature 0, suggesting that more deterministic decoding enhances stability and consistency in optimization. Conversely, increasing temperature to 0.8 generally leads to a decline in both win counts and improvement metrics for proprietary models, implying that excessive randomness may impair optimization robustness and the effective use of historical context. Notably, the open-source model Qwen2.5-72B-Instruct shows stable performance across temperature settings, with a slight improvement at higher temperatures, suggesting a different sensitivity to sampling variability, likely due to model architecture or training. This finding highlights the importance of tuning temperature to balance exploration and exploitation in LLM-based optimization.

| Model                      | 5 steps   |            |      |      |     | 10 steps  |            |      |      |     | 20 steps  |            |      |      |     |
|----------------------------|-----------|------------|------|------|-----|-----------|------------|------|------|-----|-----------|------------|------|------|-----|
|                            | Win Count | Buggy Rate |      | Rank |     | Win Count | Buggy Rate |      | Rank |     | Win Count | Buggy Rate |      | Rank |     |
|                            |           | W          | W.O  | W    | W.O |           | W          | W.O  | W    | W.O |           | W          | W.O  | W    | W.O |
| Proprietary LLMs           |           |            |      |      |     |           |            |      |      |     |           |            |      |      |     |
| gpt-4o-2024-08-06          | 4/6       | 0.24       | 0.32 | 5.6  | 4.7 | 3/7       | 0.16       | 0.22 | 4.8  | 4.3 | 2/8       | 0.12       | 0.16 | 6.0  | 4.1 |
| gpt-4.1-2025-04-14         | 5/5       | 0.32       | 0.44 | 5.5  | 6.0 | 5/5       | 0.30       | 0.30 | 6.4  | 5.2 | 7/3       | 0.22       | 0.28 | 4.8  | 5.7 |
| gpt-o3-mini                | 8/2       | 0.00       | 0.40 | 1.2  | 1.3 | 8/2       | 0.00       | 0.04 | 1.1  | 1.4 | 8/2       | 0.00       | 0.04 | 1.2  | 1.6 |
| gemini-2.0-flash           | 7/3       | 0.16       | 0.20 | 4.0  | 4.2 | 8/2       | 0.06       | 0.12 | 2.9  | 3.6 | 7/3       | 0.10       | 0.06 | 3.6  | 3.1 |
| claude-3.5-sonnet-20241022 | 7/3       | 0.20       | 0.32 | 4.4  | 5.9 | 7/3       | 0.22       | 0.32 | 5.5  | 6.8 | 7/3       | 0.22       | 0.32 | 4.7  | 6.4 |
| claude-3.7-sonnet-20250219 | 8/2       | 0.10       | 0.24 | 2.6  | 3.2 | 8/2       | 0.08       | 0.22 | 2.7  | 3.5 | 7/3       | 0.06       | 0.12 | 2.3  | 2.7 |
| grok-3                     | 4/6       | 0.22       | 0.20 | 4.1  | 3.4 | 5/5       | 0.22       | 0.20 | 4.4  | 4.1 | 5/5       | 0.18       | 0.18 | 4.4  | 4.0 |
| Open-Source LLMs           |           |            |      |      |     |           |            |      |      |     |           |            |      |      |     |
| Qwen2.5-72B-Instruct       | 7/3       | 0.32       | 0.40 | 6.4  | 5.9 | 6/4       | 0.30       | 0.36 | 6.9  | 5.7 | 5/5       | 0.34       | 0.36 | 7.1  | 6.6 |

Table 3: **Evaluation Results of LLMs on OPT-BENCH-NP.** The column *Win Count* denotes the win count comparing performance of LLM optimization using OPT-Agent against the baseline without historical information; *Buggy Rate* indicates the proportion of tasks where the model fails to produce a valid solution; *Rank* reflects the relative ranking of the model’s optimization outcomes per task.

| Model                | Temperature=0 |               |               | Temperature=0.2 |               |               | Temperature=0.8 |               |               |
|----------------------|---------------|---------------|---------------|-----------------|---------------|---------------|-----------------|---------------|---------------|
|                      | Win Count     | IR(w,w.o)     | IR(w,init)    | Win Count       | IR(w,w.o)     | IR(w,init)    | Win Count       | IR(w,w.o)     | IR(w,init)    |
| gpt-4o-2024-08-06    | <b>13/7</b>   | <b>1.5823</b> | 1.2296        | 9/11            | 1.1902        | <b>1.1974</b> | 10/10           | 1.1041        | 1.1601        |
| grok-3               | 9/11          | 1.0139        | <b>1.2556</b> | <b>11/9</b>     | <b>1.2947</b> | 1.1794        | 8/12            | 1.0386        | <b>1.2066</b> |
| Qwen2.5-72B-Instruct | 10/10         | 1.0517        | 1.1656        | 8/12            | 1.0361        | 1.1619        | <b>15/5</b>     | <b>1.1093</b> | 1.1957        |

Table 4: **Evaluation Results of LLMs on OPT-BENCH-ML Across Different Temperature Settings.** *Win Count* compares the performance of OPT-Agent against the baseline without historical information, while  $IR(w,w.o)$  and  $IR(w,init)$  represent improvement rates at temperature values of 0, 0.2, and 0.8 (See prior experiments of 0.5 detailed in Table 2).

**OPT-BENCH-NP** For NP problems, decoding temperature affects solution validity differently than in ML tasks. As shown in Table 5, lower temperatures lead to higher buggy rates, reducing valid solutions; for instance, gpt-4o-2024-08-06 shows an increase from 0.18 at 0.2 to 0.28 at temperature 0, indicating that moderate temperatures better balance exploration and reliability. Win count remains stable across temperatures, demonstrating the robustness of historical information. These results highlight temperature as a key hyperparameter, with moderate settings providing an optimal balance between solution validity and search diversity.

### 3.4.2 Draft Setting

Unlike the refine setting, the draft setting requires models to generate solutions from scratch, providing a more direct test of their optimization capabilities. Results for three strong models are shown in Table 6. Notably, the open-source Qwen2.5-72B-Instruct consistently shows higher buggy rates than proprietary models, reflecting greater difficulty in producing valid solutions during draft optimization. However, except for grok-3 at 5 steps, all models achieve higher improvement rates ( $IR(d,r)$ ) than in the refine setting, indicating that draft optimization can outperform traditional refinement when valid solutions are found. The *Win Count* metric further shows that using historical information during draft optimization improves performance across all step counts. Increasing the number of steps yields significant gains in both improvement rates and win counts, highlighting the value of iterative refinement. These results emphasize the importance of managing the trade-off between exploration and solution validity in draft optimization and suggest that reducing buggy rates is key to advancing both proprietary and open-source LLMs in this setting.

## 3.5 Further Discussion

### 3.5.1 How Historical Information Effective in OPT-Agent?

As shown in Figure 3, OPT-Agent leverages historical feedback to optimize the reasoning trace. For ML tasks, valid previous nodes guide improvements in hyperparameters, regularization, learning rates, model structure, and feature engineering, while buggy nodes trigger debugging based on errors like missing packages, feature dimension mismatches, or incorrect parameters. For NP tasks, valid

| Model                | Temperature=0 |            |      |      |     | Temperature=0.2 |            |      |      |     | Temperature=0.8 |            |      |      |     |
|----------------------|---------------|------------|------|------|-----|-----------------|------------|------|------|-----|-----------------|------------|------|------|-----|
|                      | Win Count     | Buggy Rate |      | Rank |     | Win Count       | Buggy Rate |      | Rank |     | Win Count       | Buggy Rate |      | Rank |     |
|                      |               | w          | w.o  | w    | w.o |                 | w          | w.o  | w    | w.o |                 | w          | w.o  | w    | w.o |
| gpt-4o-2024-08-06    | 5/5           | 0.28       | 0.24 | 1.6  | 1.9 | 5/5             | 0.18       | 0.28 | 1.6  | 2.0 | 4/6             | 0.18       | 0.22 | 1.6  | 1.7 |
| grok-3               | 4/6           | 0.24       | 0.18 | 1.4  | 1.3 | 5/5             | 0.18       | 0.24 | 1.6  | 1.7 | 4/6             | 0.20       | 0.18 | 1.5  | 1.8 |
| Qwen2.5-72B-Instruct | 5/5           | 0.30       | 0.34 | 2.7  | 2.3 | 4/6             | 0.30       | 0.34 | 2.4  | 2.1 | 5/5             | 0.30       | 0.36 | 2.4  | 2.1 |

Table 5: **Evaluation Results of LLMs on OPT-BENCH-NP across Different Temperature Settings.** *Win Count* compares the performance of OPT-Agent against the baseline without historical information, *Buggy Rate* indicates the proportion of invalid solutions, and *Rank* representing the relative optimization effectiveness at temperature values of 0, 0.2, and 0.8 (See prior experiments of 0.5 detailed in Table 3).

| Model                | 5 steps    |      |           |         | 10 steps   |      |           |         | 20 steps   |      |           |         |
|----------------------|------------|------|-----------|---------|------------|------|-----------|---------|------------|------|-----------|---------|
|                      | Buggy Rate |      | Win Count | IR(d,r) | Buggy Rate |      | Win Count | IR(d,r) | Buggy Rate |      | Win Count | IR(d,r) |
|                      | w          | w.o  |           |         | w          | w.o  |           |         | w          | w.o  |           |         |
| gpt-4o-2024-08-06    | 0.2        | 0.2  | 8/6       | 1.2365  | 0.15       | 0.15 | 10/5      | 1.3842  | 0.15       | 0.15 | 11/4      | 1.4100  |
| grok-3               | 0.15       | 0.15 | 10/5      | 0.8031  | 0.15       | 0.15 | 10/5      | 1.3803  | 0.15       | 0.15 | 11/4      | 1.4175  |
| Qwen2.5-72B-Instruct | 0.40       | 0.35 | 5/5       | 1.5362  | 0.30       | 0.30 | 6/6       | 1.9355  | 0.20       | 0.20 | 8/7       | 1.1150  |

Table 6: **Evaluation Results of LLMs under Draft Settings.** Metrics include *Buggy Rate*, denoting the proportion of invalid solutions; *Win Count*, comparing OPT-Agent-draft optimization against the baseline without historical information; and *IR(d,r)*, the improvement rate comparing OPT-Agent-draft optimization to OPT-Agent-refine.

nodes inform solution refinement, and buggy nodes prompt debugging using rule-based information such as repeated visits or disconnected nodes.

### 3.5.2 Why Historical Information is Less Effective for NP Tasks Compared to ML?

As analyzed in Section 3.3, experimental results show that historical information is less effective for OPT-Agent on NP tasks compared to ML tasks. This is mainly because the LLM struggles to interpret and apply feedback incrementally in NP problems. For instance, in the Hamiltonian cycle problem, when OPT-Agent’s solution fails due to node A and B not being connected, a human would refine the solution by removing disconnected nodes A and B, whereas the LLM often generates a completely new solution instead of building upon prior feedback. In contrast, ML tasks benefit from more continuous and coherent reasoning, making historical feedback more valuable. This discontinuity in NP reasoning limits the effectiveness of historical information for OPT-Agent in such tasks.

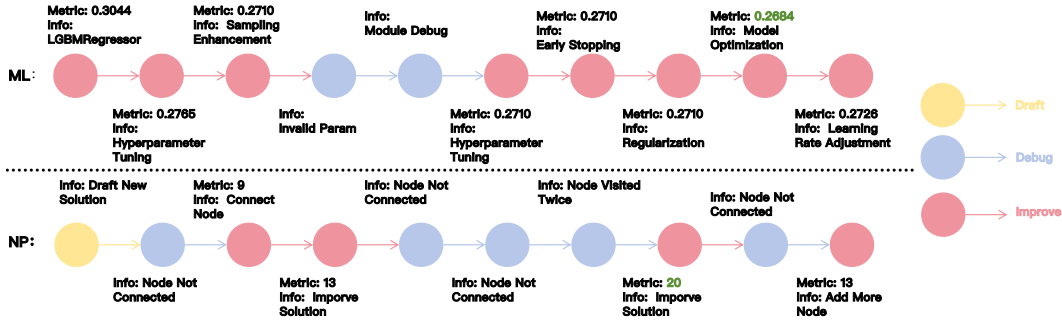


Figure 3: **OPT-Agent Optimization Trace on ML and NP Tasks.** Nodes are color-coded by task status: yellow for Draft, blue for Debug, and red for Improve. Each node displays performance metrics and descriptive details, reflecting iterative improvements during optimization. OPT-Agent leverages historical information to enhance solution quality across ML and NP tasks, exemplified by the bike sharing demand prediction and Hamiltonian cycle problems, respectively. Gemini-2.0-Flash is employed as the base LLM for OPT-Agent.



## 4 Related Work

### 4.1 LLM Evaluation

The rapid advancement of Large Language Models (LLMs) has prompted various benchmarks assessing their generalization and reasoning abilities. Early benchmarks like MMLU [15] and BIG-bench [32] offered broad evaluations but were limited to static, multiple-choice formats, restricting assessment of multi-step reasoning and adaptability. Subsequent benchmarks such as GLUE [37], SuperGLUE [36], CommonsenseQA [33], HellaSwag [44], and TruthfulQA [20] focused on linguistic and commonsense reasoning but remained single-turn and format-constrained. Math and code benchmarks like MATH [16], GSM8K [8], HumanEval [6], and MBPP [3] target multi-step deduction and synthesis, yet rely on static datasets and one-shot evaluation. Chain-of-Thought prompting [38] exposes intermediate reasoning but does not transform the static nature of these benchmarks.

Despite these advances, most benchmarks lack dynamic feedback, iterative problem-solving, and long-horizon adaptation—critical for evaluating agent capabilities in large search spaces. NPHardEval [10] introduces complexity-aware, refreshable tasks across P, NP-complete, and NP-hard classes with automated evaluation, advancing algorithmic generalization assessment. However, it remains confined to static, single-shot paradigms and does not address continual learning or exploration strategies essential for optimization-driven agents.

### 4.2 LLM Agents Evaluation

Recent advances have empowered Large Language Models (LLMs) to act as autonomous agents with multi-step reasoning, tool use, and iterative self-improvement. Frameworks like ReAct [43], Toolformer [29], and ART [28] combine decision-making with external tool interaction, while Tree of Thoughts [42] enhances planning through structured exploration. Reflexion [30] and Self-Refine [23] incorporate feedback-driven learning to iteratively improve behavior. Benchmarks such as AgentBench [22] and ToolBench [26] assess general agent performance and tool usage, whereas domain-specific evaluations like WebShop [41], WebArena [46], ALFWorld [31], InterCode [40], and MLE-Bench [24] focus on specialized tasks including web navigation, embodied interaction, interactive coding, and machine learning workflows.

Nonetheless, few benchmarks target LLM agents in large-scale combinatorial optimization. NPHardEval [10] presents complex algorithmic challenges but lacks iterative feedback and long-horizon optimization. IOLBench [45] emphasizes linguistic reasoning without action planning. Existing benchmarks often prioritize task completion or tool execution over sustained optimization and strategic search, underscoring the need for dedicated benchmarks like OPT-BENCH.

## 5 Limitations

Evaluating large language models on ML optimization tasks is challenged by the growing in-context prompt size, as accumulated code and historical data expand the context window, raising evaluation costs and nearing token limits. To address this, we seek methods to reduce the context window size, enabling more optimization steps while maintaining efficiency and scalability. Moreover, since OPT-BENCH-ML encompasses diverse Kaggle competitions across various domains, averaging performance metrics may introduce scale inconsistencies.

## 6 Conclusion

We present OPT-BENCH, a benchmark with 20 ML and 10 NP problems to evaluate LLMs’ capabilities in complex large-scale optimization. Besides, we present OPT-Agent simulates human reasoning behavior, enabling LLMs to iteratively improve solutions using historical feedback. Experiments on 9 state-of-the-art LLMs from 6 families reveal that leveraging historical context consistently enhances performance across ML and NP tasks, with iteration steps and temperature critically influencing convergence and stability. OPT-Agent-draft, despite higher invalid rates, often surpasses OPT-Agent-refine. Open-source models show higher errors and underperform proprietary ones on NP tasks, indicating room for improvement. Overall, OPT-BENCH and OPT-Agent offer a comprehensive platform for advancing LLM-driven optimization in real-world challenges.

# OPT-BENCH: Evaluating LLM Agent on Large-Scale Search Spaces Optimization Problems

## A OPT-BENCH Dataset

The detailed information regarding the 20 Machine Learning (ML) tasks and 10 NP problems used in our OPT-BENCH is comprehensively summarized in Table 7 and Table 8, respectively. These tables provide concise descriptions of each task or problem, along with their corresponding evaluation metrics, which serve as the foundation for assessing the performance of OPT-Agent across diverse optimization scenarios.

| Kaggle Competition                                | Description  | Metric   |
|---|--|--|
| bike-sharing-demand                               | Forecast use of a city bikeshare system                              | Root Mean Squared Logarithmic Error (RMSLE) ↓      |
| competitive-data-science-predict-future-sales     | Predict total sales for every product and store                      | Root Mean Squared Error (RMSE) ↓                   |
| house-prices-advanced-regression-techniques       | Predict house sales prices   | Root-Mean-Squared-Error (RMSE) ↓                   |
| london-house-price-prediction-advanced-techniques | Predict London house prices  | Mean Absolute Error (MAE) ↓                        |
| playground-series-s3e14                           | Predicting wild blueberry yields                                     | Mean Absolute Error (MAE) ↓                        |
| playground-series-s3e16                           | Predict the age of crabs   | Mean Absolute Error (MAE) ↓                        |
| playground-series-s3e19                           | Forecast Mini-Course Sales   | Symmetric Mean Absolute Percentage Error (SMAPE) ↓ |
| playground-series-s3e22                           | Predict Health Outcomes of Horses                                    | micro-averaged F1-Score ↑                          |
| playground-series-s3e24                           | Binary Prediction of Smoker Status using Bio-Signals                 | area under the ROC curve ↑                         |
| playground-series-s3e25                           | Regression with a Mohs Hardness Dataset                              | Median Absolute Error (MedAE) ↓                    |
| playground-series-s3e3                            | Binary Classification with a Tabular Employee Attrition Dataset      | area under the ROC curve ↑                         |
| playground-series-s3e5                            | Ordinal Regression with a Tabular Wine Quality Dataset               | quadratic weighted kappa ↑                         |
| playground-series-s4e2                            | Multi-Class Prediction of Obesity Risk                               | Accuracy ↑   |
| sentiment-analysis-on-movie-reviews               | Classify the sentiment of sentences from the Rotten Tomatoes dataset | classification accuracy ↑                          |
| spaceship-titanic                                 | Predict which passengers are transported to an alternate dimension   | classification accuracy ↑                          |
| tabular-playground-series-aug-2022                | Predict product failures   | area under the ROC curve ↑                         |
| tabular-playground-series-feb-2021                | Predict the amount of an insurance claim                             | Root-Mean-Squared-Error (RMSE) ↓                   |
| tabular-playground-series-jul-2021                | Predict air pollution in a city                                      | Root Mean Squared Logarithmic Error (RMSLE) ↓      |
| tabular-playground-series-sep-2022                | Predict book sales   | Symmetric Mean Absolute Percentage Error (SMAPE) ↓ |
| telstra-recruiting-network                        | Predict the severity of service disruptions on their network         | multi-class logarithmic loss ↓                     |

Table 7: Kaggle Machine Learning Competitions with Description and Metric.

| NP Problem                       | Description  | Metric              |
|----------------------------------|--|---------------------|
| Graph Coloring Problem (GCP)     | Use the minimum number of colors necessary to achieve a valid coloring   | Color Number ↓      |
| Hamiltonian Cycle                | Find the largest possible valid Hamiltonian circuit  | Path Length ↑       |
| Knapsack                         | Choose a subset of items to pack into a limited-capacity bag   | Total Item Weight ↑ |
| Maximum Clique Problem           | Find the largest clique (a subset of vertices all connected to each other) in a given graph                    | Clique Size ↑       |
| Maximum Set                      | Find the largest subset of a set under constraints   | Set Size ↑          |
| Meeting Schedule                 | Schedule meetings for as many as participants under various constraints  | Total Attendees ↑   |
| Minimum Cut                      | Find the minimum cut in a graph  | Cut Weight ↓        |
| Set Cover                        | Select a minimal number of sets from a collection such that their union covers all elements of a universal set | Subset Number ↓     |
| Subset Sum                       | Find a subset of a set of numbers that adds up to a specific target value                                      | Indice Number ↑     |
| Traveling Salesman Problem (TSP) | Find the shortest possible route that visits each city once and returns to the starting point                  | Route Length ↓      |

Table 8: NP Problems with Description and Metric.

## B OPT-Agent Prompt

In this section, as illustrated in Figure 4 and Figure 7, we provide a comprehensive overview of the prompt templates used in both OPT-Agent-ML and OPT-Agent-NP. These prompts guide the model through three distinct types of actions—draft, improve, and debug—by delivering task-specific context and structured response formats. Specifically, the OPT-Agent-ML prompts focus on instructing the model for machine learning tasks, while the OPT-Agent-NP prompts are carefully designed to include structured task descriptions, input-output examples, and response formatting guidelines, enabling the model to systematically address and refine solutions to NP problems.

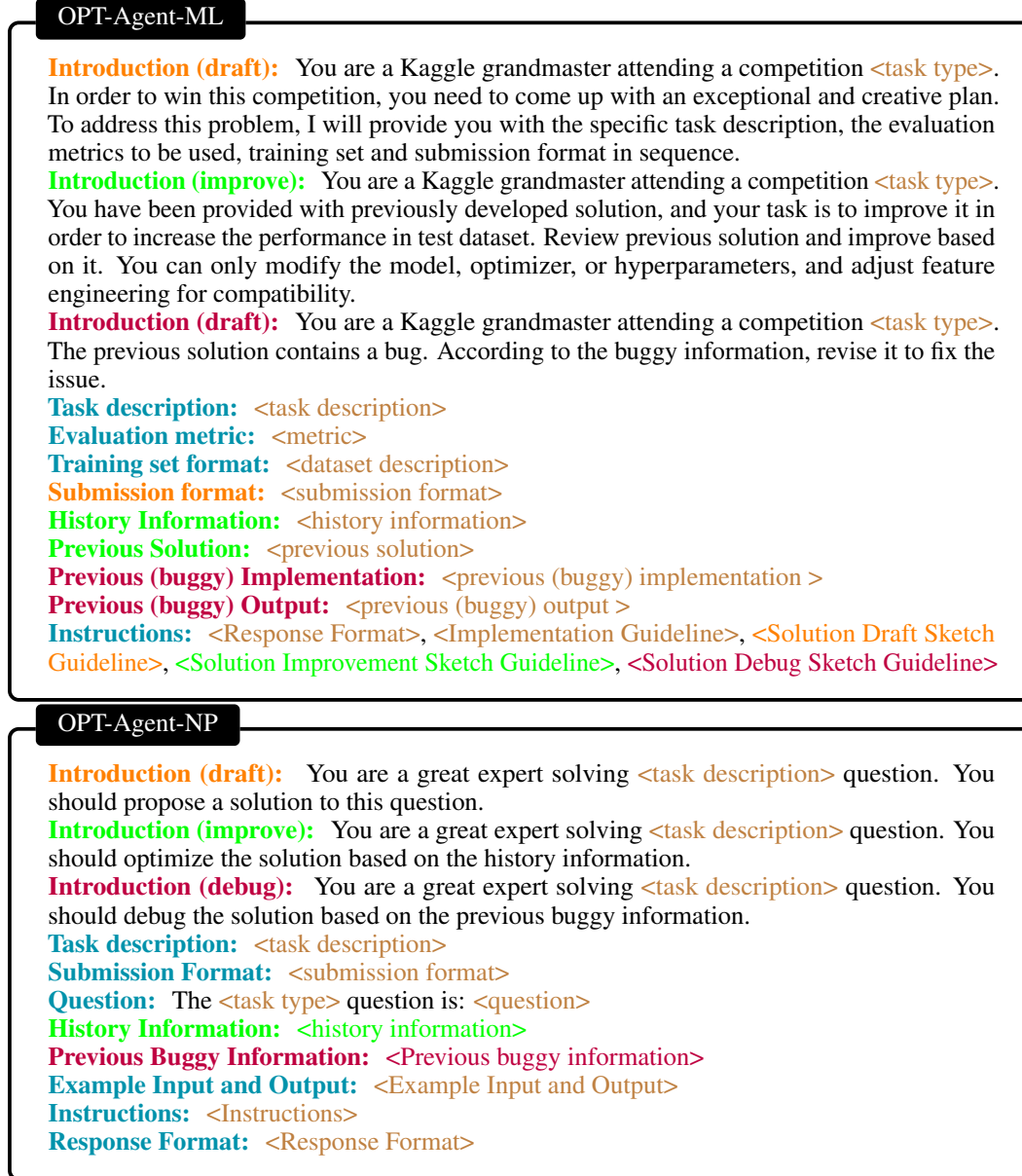


Figure 4: **Prompt Template of OPT-Agent.** Orange denotes draft action. Green denotes improve action. Purple denotes debug action. Blue denotes shared prompts.

## C OPT-Agent Results Analysis

### C.1 ML Task

As shown in Figure 5, we present the optimization trajectory of OPT-Agent tackling bike sharing demand ML task, illustrating progressive improvements in evaluation metrics through various strategies. Beginning with hyperparameter tuning and sampling enhancements, the model undergoes iterative refinements including the introduction of early stopping, regularization techniques, and learning rate adjustments. The diagram also highlights encountered issues, such as the early stopping rounds exception, along with the corresponding fixes, demonstrating a systematic approach to model optimization and performance enhancement.



Figure 5: Detailed OPT-Agent-ML Trace on the Bike Sharing Demand Task, utilizing gemini-2.0-flash as LLM base model. The red, and blue nodes represent the improve, and debug action, respectively.

## C.2 NP Problem

As shown in Figure 6, we illustrate the solution refinement process of OPT-Agent applied to the Hamiltonian Cycle NP problem. The flowchart depicts iterative attempts to build a valid Hamiltonian circuit by resolving challenges such as disconnected nodes and repeated visits. Each step includes metric evaluations, detailed state information, and proposed paths, demonstrating how OPT-Agent systematically enhances the solution toward a valid and optimized Hamiltonian cycle.

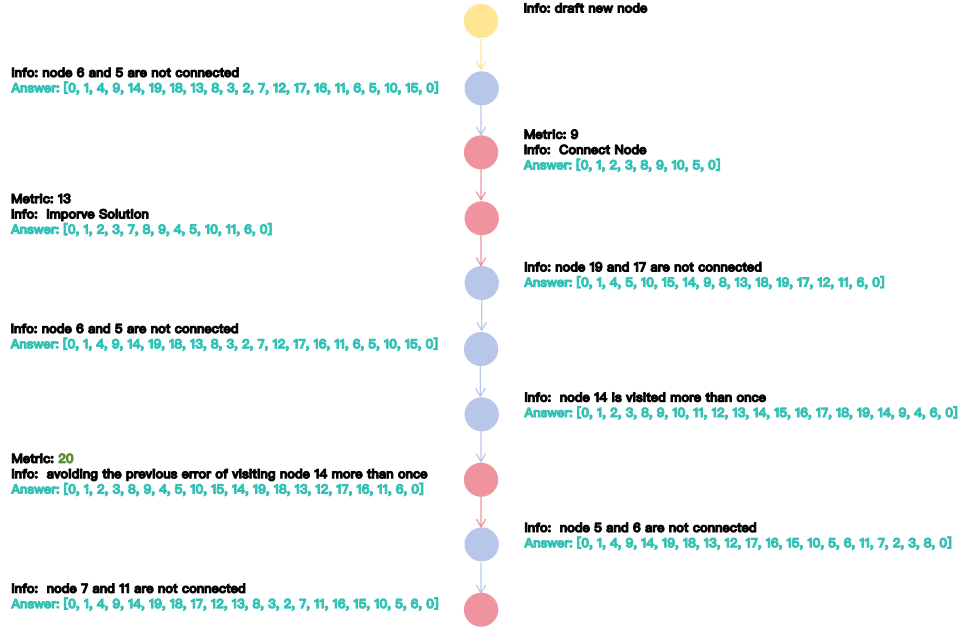


Figure 6: Detailed OPT-Agent-NP Trace on the Hamiltonian Cycle Task, utilizing gemini-2.0-flash as the LLM base model. The yellow, red, and blue nodes represent the draft, improve, and debug action, respectively.

#### OPT-Agent-ML

**Response format:** Your response should be a brief outline/sketch of your proposed solution for model, optimizer, and hyperparameters selection in natural language (3-5 sentences), followed by a single markdown code block (wrapped in “”) which implements this solution and prints out the evaluation metric. There should be no additional headings or text in your response. Just natural language text followed by a newline and then the markdown code block. Note that the code block should be a complete Python program.

**Impl guideline:** Be aware of the running time of the code, it should complete within time. All data is already available in the ./input directory. You can also use the ./working directory to store any temporary files that your code needs to create. The evaluation should be based on k-fold-validation but only if that’s an appropriate evaluation for the task at hand.

**Solution draft sketch guideline:** The initial solution design should be simple, efficient, and avoid overfitting, with minimal iterations. Take the Memory section into consideration when proposing the design, and do not propose the same modeling solution while keeping the evaluation the same. The solution sketch should be 3-5 sentences and propose a reasonable evaluation metric for this task. Do not suggest performing Exploratory Data Analysis (EDA). The data is already prepared and available in the ./input directory, so there is no need to unzip any files. Note that the training dataset should be shuffled before splitting into training and validation sets, and the random seed (state) should be fixed.

**Solution improvement sketch guideline:** The solution sketch should be a brief natural language description of how the previous solution can be improved. You should be very specific and propose only a single actionable improvement. Do not suggest performing Exploratory Data Analysis (EDA). Ensure that function parameters match the official documentation by checking for accuracy, compatibility, and any deprecated or renamed parameters, referring to the latest examples if needed. Note that only the model, optimizer, hyperparameters, and feature engineering should be modified. This improvement should be atomic so that its effect can be experimentally evaluated. Additionally, take the Memory section into consideration when proposing the improvement. The solution sketch should be 3-5 sentences.

**Solution debug sketch guideline:** You should write a brief natural language description (3-5 sentences) of how the issue in the previous implementation can be fixed. Do not suggest performing Exploratory Data Analysis (EDA). Ensure that function parameters match the official documentation by checking for accuracy, compatibility, and any deprecated or renamed parameters, referring to the latest examples if needed. If the previous buggy solution was due to time limitations, focus on reducing the code’s time consumption rather than fixing the bug—for example, by simplifying the model’s hyperparameters, reducing the number of iterations, or switching from K-Fold cross-validation to a single train-test split. Additionally, take the Memory section into consideration when proposing the improvement.

#### OPT-Agent-NP

**Example Input and Output:** Here is the example input and output: Input: <example input> Output: <example output>.

**Instructions:** You should only output the answer of this task following Submission Format. Do not output code or any explanation. The output must not include anything other than the final answer. Ensure your response stays within the maximum token limit. Avoid repeating or padding the output.

**Response Format:** The last part of your response should be of the following format: Answer: <YOUR ANSWER> (without angle brackets) where YOUR ANSWER is your answer. For your answer, do not output additional contents that violate the specified format.

Figure 7: **Fixed prompts in OPT-Agent.** This encompasses the response format, implementation guidelines, solution draft sketch guidelines, solution improvement sketch guidelines, and solution debug sketch guidelines for ML tasks, as well as example inputs and outputs, instructions, and response format for NP problems.

## References

- [1] Josh Achiam, Steven Adler, Sandhini Agarwal, Lama Ahmad, Ilge Akkaya, Florencia Leoni Aleman, Diogo Almeida, Janko Altschmidt, Sam Altman, Shyamal Anadkat, et al. Gpt-4 technical report. *arXiv preprint arXiv:2303.08774*, 2023.
- [2] Aida Amini, Saadia Gabriel, Peter Lin, Rik Koncel-Kedziorski, Yejin Choi, and Hannaneh Hajishirzi. Mathqa: Towards interpretable math word problem solving with operation-based formalisms. *arXiv preprint arXiv:1905.13319*, 2019.
- [3] Jacob Austin, Augustus Odena, Maxwell Nye, Maarten Bosma, Henryk Michalewski, David Dohan, Ellen Jiang, Carrie Cai, Michael Terry, Quoc Le, et al. Program synthesis with large language models. *arXiv preprint arXiv:2108.07732*, 2021.
- [4] Tom Brown, Benjamin Mann, Nick Ryder, Melanie Subbiah, Jared D Kaplan, Prafulla Dhariwal, Arvind Neelakantan, Pranav Shyam, Girish Sastry, Amanda Askell, et al. Language models are few-shot learners. *Advances in neural information processing systems*, 33:1877–1901, 2020.
- [5] J. S. Chan, N. Chowdhury, O. Jaffe, J. Aung, D. Sherburn, E. Mays, G. Starace, K. Liu, L. Maksin, T. Patwardhan, L. Weng, and A. Mądry. MLE-bench: Evaluating Machine Learning Agents on Machine Learning Engineering. *arXiv preprint arXiv:2410.07095*, 2024.
- [6] Mark Chen, Jerry Tworek, Heewoo Jun, Qiming Yuan, Henrique de Oliveira Pinto, Jared Kaplan, Harri Edwards, Yuri Burda, Nicholas Joseph, Greg Brockman, et al. Evaluating large language models trained on code. *arXiv preprint arXiv:2107.03374*, 2021.
- [7] Aakanksha Chowdhery, Sharan Narang, Jacob Devlin, Maarten Bosma, Gaurav Mishra, Adam Roberts, Paul Barham, Hyung Won Chung, Charles Sutton, Sebastian Gehrmann, et al. Palm: Scaling language modeling with pathways. *Journal of Machine Learning Research*, 24(240):1–113, 2023.
- [8] Karl Cobbe, Vineet Kosaraju, Mohammad Bavarian, Mark Chen, Heewoo Jun, Lukasz Kaiser, Matthias Plappert, Jerry Tworek, Jacob Hilton, Reiichiro Nakano, et al. Training verifiers to solve math word problems. *arXiv preprint arXiv:2110.14168*, 2021.
- [9] Antonia Creswell, Murray Shanahan, and Irina Higgins. Selection-inference: Exploiting large language models for interpretable logical reasoning. *arXiv preprint arXiv:2205.09712*, 2022.
- [10] Yao Fan, Xinyu Hua, et al. Nphardeval: Dynamic benchmark on reasoning ability of large language models via complexity classes. *arXiv preprint arXiv:2312.14890*, 2023.
- [11] Google. Gemini 1.5: Unlocking multimodal understanding across millions of tokens of context. *arXiv preprint arXiv:2403.05530*, 2024.
- [12] Aaron Grattafiori, Abhimanyu Dubey, Abhinav Jauhri, Abhinav Pandey, Abhishek Kadian, Ahmad Al-Dahle, Aiesha Letman, Akhil Mathur, Alan Schelten, Alex Vaughan, et al. The llama 3 herd of models. *arXiv preprint arXiv:2407.21783*, 2024.
- [13] Daya Guo, Dejian Yang, Haowei Zhang, Junxiao Song, Ruoyu Zhang, Runxin Xu, Qihao Zhu, Shiron Ma, Peiyi Wang, Xiao Bi, et al. Deepseek-r1: Incentivizing reasoning capability in llms via reinforcement learning. *arXiv preprint arXiv:2501.12948*, 2025.
- [14] Meng-Hao Guo, Jiajun Xu, Yi Zhang, Jiayi Song, Haoyang Peng, Yi-Xuan Deng, Xinzhi Dong, Kiyohiro Nakayama, Zhengyang Geng, Chen Wang, et al. R-bench: Graduate-level multi-disciplinary benchmarks for llm & mllm complex reasoning evaluation. *arXiv preprint arXiv:2505.02018*, 2025.
- [15] Dan Hendrycks, Collin Burns, Steven Basart, Andy Zou, Mantas Mazeika, Dawn Song, and Jacob Steinhardt. Measuring massive multitask language understanding. *arXiv preprint arXiv:2009.03300*, 2020.
- [16] Dan Hendrycks, Collin Burns, Saurav Kadavath, Akul Arora, Steven Basart, Eric Tang, Dawn Song, and Jacob Steinhardt. Measuring mathematical problem solving with the math dataset. *arXiv preprint arXiv:2103.03874*, 2021.

- [17] Qian Huang, Jian Vora, Percy Liang, and Jure Leskovec. Mlagentbench: Evaluating language agents on machine learning experimentation. In *Forty-first International Conference on Machine Learning*, 2024.
- [18] Zhengyao Jiang, Dominik Schmidt, Dhruv Srikanth, Dixing Xu, Ian Kaplan, Deniss Jacenko, and Yuxiang Wu. Aide: Ai-driven exploration in the space of code, 2025.
- [19] Hunter Lightman, Vineet Kosaraju, Yuri Burda, Harrison Edwards, Bowen Baker, Teddy Lee, Jan Leike, John Schulman, Ilya Sutskever, and Karl Cobbe. Let’s verify step by step. In *The Twelfth International Conference on Learning Representations*, 2023.
- [20] Stephanie Lin, Jacob Hilton, and Owain Evans. Truthfulqa: Measuring how models mimic human falsehoods. In *Proceedings of the 60th Annual Meeting of the Association for Computational Linguistics*, pages 3214–3252, 2022.
- [21] Zicheng Lin, Zhibin Gou, Tian Liang, Ruilin Luo, Haowei Liu, and Yujiu Yang. Criticbench: Benchmarking llms for critique-correct reasoning, 2024.
- [22] Xiao Liu et al. Agentbench: Evaluating llms as agents. *arXiv preprint arXiv:2308.03688*, 2023.
- [23] Aman Madaan et al. Self-refine: Iterative refinement with self-feedback. *arXiv preprint arXiv:2303.17651*, 2023.
- [24] OpenAI. Mle-bench: Evaluating machine learning agents on real-world machine learning engineering tasks. *arXiv preprint arXiv:2410.07095*, 2024.
- [25] OpenAI. Openai o1 system card. Technical report, OpenAI, 2025.
- [26] OpenBMB. Toolbench: An open platform for training, serving, and evaluating large language models as tool agents. <https://github.com/OpenBMB/ToolBench>, 2023.
- [27] Long Ouyang, Jeffrey Wu, Xu Jiang, Diogo Almeida, Carroll Wainwright, Pamela Mishkin, Chong Zhang, Sandhini Agarwal, Katarina Slama, Alex Ray, et al. Training language models to follow instructions with human feedback. *Advances in neural information processing systems*, 35:27730–27744, 2022.
- [28] Laura Parisi et al. Art: Automatic multi-step reasoning and tool-use for language models. *arXiv preprint arXiv:2303.09014*, 2023.
- [29] Timo Schick, Jane Dwivedi-Yu, et al. Toolformer: Language models can teach themselves to use tools. *arXiv preprint arXiv:2302.04761*, 2023.
- [30] Noah Shinn, Federico Cassano, Beck Labash, Ashwin Gopinath, Karthik Narasimhan, and Shunyu Yao. Reflexion: Language agents with verbal reinforcement learning. *arXiv preprint arXiv:2303.11366*, 14, 2023.
- [31] Mohit Shridhar et al. Alfworld: Aligning text and embodied environments for interactive learning. *arXiv preprint arXiv:2010.03768*, 2020.
- [32] Aarohi Srivastava, Abhinav Rastogi, Abhishek Rao, Abu Awal Md Shoeb, Abubakar Abid, Adam Fisch, Adam R Brown, Adam Santoro, Aditya Gupta, Adrià Garriga-Alonso, et al. Beyond the imitation game: Quantifying and extrapolating the capabilities of language models. *arXiv preprint arXiv:2206.04615*, 2022.
- [33] Alon Talmor, Jonathan Herzig, Nicholas Lourie, and Jonathan Berant. Commonsenseqa: A question answering challenge targeting commonsense knowledge. In *Proceedings of the 2019 Conference of the North American Chapter of the Association for Computational Linguistics: Human Language Technologies*, pages 4149–4158, 2019.
- [34] Hugo Touvron, Louis Martin, Kevin Stone, Peter Albert, Amjad Almahairi, Yasmine Babaei, Nikolay Bashlykov, Soumya Batra, Prajjwal Bhargava, Shruti Bhosale, et al. Llama 2: Open foundation and fine-tuned chat models. *arXiv preprint arXiv:2307.09288*, 2023.

- [35] Karthik Valmeekam, Matthew Marquez, Alberto Olmo, Sarath Sreedharan, and Subbarao Kambhampati. Planbench: An extensible benchmark for evaluating large language models on planning and reasoning about change. *Advances in Neural Information Processing Systems*, 36:38975–38987, 2023.
- [36] Alex Wang, Yada Pruksachatkun, Nikita Nangia, Amanpreet Singh, Julian Michael, Felix Hill, Omer Levy, and Samuel R Bowman. Superglue: A stickier benchmark for general-purpose language understanding systems. In *Advances in Neural Information Processing Systems*, volume 32, 2019.
- [37] Alex Wang, Amanpreet Singh, Julian Michael, Felix Hill, Omer Levy, and Samuel R Bowman. Glue: A multi-task benchmark and analysis platform for natural language understanding. In *Proceedings of the 2018 EMNLP Workshop BlackboxNLP*, pages 353–355, 2018.
- [38] Jason Wei, Xuezhi Wang, Dale Schuurmans, Maarten Bosma, Brian Ichter, Fei Xia, Ed H Chi, Quoc V Le, and Denny Zhou. Chain-of-thought prompting elicits reasoning in large language models. In *Advances in Neural Information Processing Systems*, volume 35, pages 24824–24837, 2022.
- [39] Fangzhi Xu, Qika Lin, Jiawei Han, Tianzhe Zhao, Jun Liu, and Erik Cambria. Are large language models really good logical reasoners? a comprehensive evaluation and beyond. *IEEE Transactions on Knowledge and Data Engineering*, 2025.
- [40] John Yang et al. Intercode: Standardizing and benchmarking interactive coding with execution feedback. *arXiv preprint arXiv:2306.14898*, 2023.
- [41] Shunyu Yao et al. Webshop: Towards scalable real-world web interaction with grounded language agents. *arXiv preprint arXiv:2207.01206*, 2022.
- [42] Shunyu Yao, Dian Yu, Jeffrey Zhao, Izhak Shafran, Thomas L Griffiths, Yuan Cao, and Karthik Narasimhan. Tree of thoughts: Deliberate problem solving with large language models. *arXiv preprint arXiv:2305.10601*, 2023.
- [43] Shunyu Yao, Jeffrey Zhao, Dian Yu, Nan Du, Izhak Shafran, Karthik Narasimhan, and Yuan Cao. React: Synergizing reasoning and acting in language models. *arXiv preprint arXiv:2210.03629*, 2022.
- [44] Rowan Zellers, Ari Holtzman, Yonatan Bisk, Ali Farhadi, and Yejin Choi. Hellaswag: Can a machine really finish your sentence? In *Proceedings of the 57th Annual Meeting of the Association for Computational Linguistics*, pages 4791–4800, 2019.
- [45] Yicheng Zhang et al. Iolbench: Benchmarking llms on linguistic reasoning. *arXiv preprint arXiv:2501.04249*, 2024.
- [46] Shuyan Zhou et al. Webarena: A realistic web environment for building autonomous agents. *arXiv preprint arXiv:2307.13854*, 2023.