

Crossover between Solid-like and Liquid-like Behavior in Supercooled Liquids

X. R. Tian^{a*}, D. M. Zhang^{b*}, B. Zhang^a, D. Y. Sun^{a§} and X. G. Gong^{b§}

^aSchool of Physics and Electronic Science, East China Normal University, 200241 Shanghai, China

^bKey Laboratory for Computational Physical Sciences (MOE), Institute of Computational Physics,
Fudan University, Shanghai 200433, China

Abstract

In supercooled liquids, at a temperature between the glass transition temperature (T_g) and the melting point (T_m), thermodynamic properties remain continuous, while dynamic behavior exhibits anomalies. The origin of such thermodynamics-dynamic decoupling has long been a puzzle in the field of glass researches. In this study, we show that the ratio of the α -relaxation time associated with the relative and center-of-mass coordinate of nearest-neighbor atomic pairs can effectively characterize the dynamic features of supercooled liquids. With this approach, supercooled liquids can be categorized into two distinct “states” based on their dynamics: solid-like and liquid-like behaviors. We further propose four possible paths from the liquid to the final glass state, each exhibiting unique thermodynamic and dynamic behaviors. Two of these paths predict a characteristic temperature (T_x) between T_m and T_g , where a crossover between solid-like and liquid-like behaviors occurs in supercooled liquids. The molecular dynamics simulations of several supercooled liquids reveal that the actual path followed by all these systems undergo the crossover between solid-like and liquid-like behaviors. T_x is found to reside in a similar temperature range as the critical temperature (T_c) in the mode-coupling theory and the breakdown temperature (T_b) of the Stokes-Einstein relation. This crossover provides a new microscopic perspective for explaining macroscopic dynamic anomalies, and the absence of a typical thermodynamic phase transition at T_g .

*These authors contributed equally to this work

§Corresponding Authors: xggong@fudan.edu.cn; dysun@phy.ecnu.edu.cn

Introduction: At a certain characteristic temperature (T_d) between the glass transition temperature (T_g) and the melting point (T_m), supercooled liquids maintain thermodynamic continuity while exhibiting dynamic anomalies. This kind of anomaly has been suggested in many experiments, e.g., super-exponential increases in dynamic behaviors (or relaxation processes) [1-8], the fragile-to-strong crossover [9-19], and the significant enhancement of dynamic heterogeneity [20-35]. This dynamic-thermodynamic decoupling has remained a central puzzle in understanding the nature of the glass transition [4].

Many theoretical models have predicted this kind of dynamic anomalies around T_d . In Goldstein's potential energy landscape (PEL) picture, T_d represents the temperature where non-activated dynamics transitions to activated dynamics [36, 37]. Subsequent entropy-energy models [38], the random first order transition theory [39] and spacetime thermodynamic theories [2] further elaborate on this idea, proposing a nonequilibrium first-order phase transition at T_d from ergodic to non-ergodic states. The mode-coupling theory (MCT) attributes dynamic anomalies to enhanced interactions between density fluctuation modes, which leads to the dynamic blocking of the system [40].

To capture dynamic anomalies around T_d , the previous theories usually require an assumption about the nature of the dynamics in supercooled liquids. However, such presumed motions are either not well-defined or lack direct evidence. Thus, the complete support from the microscopic perspective still requires further exploration. However, in both theoretical and experimental work, it appears that T_d definitely exists. This suggests that near T_d , supercooled liquids seem to undergo some more fundamental changes in the "state" of supercooled liquids.

In this paper, we identify a crossover temperature (T_x) in supercooled liquids, marking a transition from liquid-like to solid-like behavior. This is achieved without presuming specific types or features of atomic motions, relying instead on two fundamental facts and one thermodynamic criterion. The transition may explain the

origin of dynamic anomalies in supercooled liquids.

Theoretical Finding: Our theoretical analysis is based on two fundamental facts and one thermodynamic criterion. The two fundamental facts are: 1) The system will be in a well-defined liquid state at sufficiently high temperatures and in a solid state at sufficiently low temperatures; 2) The binding strength between atoms always decreases with increasing temperature. The thermodynamic criterion is that in the same phase or state, thermodynamic quantities will continuously change with a definite trend; And, a change in trends suggests a phase transition or state transition. Based on above statements, we define a ratio $\gamma_\tau = \frac{\tau_+}{\tau_-}$, which shows opposite kinetic trends on the solid and liquid sides. Here τ_+ and τ_- are the α -relaxation time associated with the motion of the center-of-mass (MCM) and the motion of relative coordinates (MRC) of nearest-neighbor atomic pairs, respectively. This finding offers a way to distinguish the dynamic behavior of supercooled liquids, as detailed below:

The α -relaxation time of supercooled liquids can be obtained from the self-intermediate scattering function (SISF, $F(q = q_{max}, t)$) $\langle F(q = q_{max}, t) \rangle = \langle \exp\{i\mathbf{q} \cdot [\mathbf{r}_i(0) - \mathbf{r}_i(t)]\} \rangle$, where $\langle \rangle$ denotes the double average over atoms and ensembles (the same below), and q_{max} is the wave vector associated with the position of the first peak of the static structure factor. Consider a nearest-neighbor atomic pair with atomic indices i and j , whose center-of-mass coordinate is $\mathbf{r}_+(t) = \frac{1}{2}[\mathbf{r}_i(t) + \mathbf{r}_j(t)]$ and relative coordinate is $\mathbf{r}_-(t) = \frac{1}{2}[\mathbf{r}_i(t) - \mathbf{r}_j(t)]$. Let F_+ and F_- represent SISF of MCM and MRC, respectively, which satisfy

$$\langle F_\pm(q = q_{max}, t) \rangle = \langle \sqrt{F_i(q, t)F_j(\pm q, t)} \rangle. \quad (1)$$

It can be seen that F_+ and F_- reflect the parallel motion and opposite motion, respectively.

By analyzing the variation of γ_τ with temperatures, we can qualitatively analyze the state or feature of supercooled liquids. At much higher temperature, the atomic bonds are very weak, which results in the weak correlation between atomic motions. In

this case, $F_j(q, t) \sim F_j(-q, t)$, τ_+ and τ_- will be very close, so γ_τ will tend to one. As the temperature decreases, the bond between neighboring atoms begins to strengthen, thus the relaxation through MRCs becomes more difficult. In contrast, the MCM is less affected. Therefore, with the temperature decreasing, γ_τ gradually decreases. As the temperature continues to decrease, the bond between neighboring atoms strengthens further, γ_τ will continue to decrease until some phase transition or crossover occurs.

For low-temperature glasses, atoms are fixed in certain positions, and α -relaxation is almost forbidden. For both MCM and MRC, the corresponding α -relaxation time tends to infinity. In this case, γ_τ also tends to one. As the temperature rising, the bonding strength between atoms weakens, accordingly a small number of atoms will break the constraints of their neighbors and begin to diffuse. As long as one atom in a nearest-neighbor atomic pair is fixed (ignoring thermal vibrations), one of $F_i(\pm q, t)$ and $F_j(\pm q, t)$ will always be equal to 1 (corresponding to the fixed atom). In this case, according to Eq. (1), $F_+(q, t) = F_-(q, t)$, and at this time, $\gamma_\tau \sim 1$. The situation changes when both atoms in a nearest-neighbor atomic pair can diffuse, γ_τ begin to decrease. As the temperature rises further, the system begins to have a certain number of neighboring pairs that can diffuse, γ_τ begins to decrease significantly.

According to above discussions, the variation of γ_τ with temperature is different in mechanism at the liquid side (high-temperature side) and at the solid side (low-temperature side). At the liquid side, γ_τ decreases with decreasing temperature, originating from the strengthening of interactions between atoms; whereas at the solid side, γ_τ decreases with increasing temperature, originating from the weakening of interactions between atoms. Based on the variation of γ_τ with temperature, we can divide supercooled liquids into two dynamically different categories. When γ_τ decreases with decreasing temperature, the behavior of supercooled liquids is an extension of liquids, referred to as liquid-like supercooled liquid (LLL); when γ_τ decreases with increasing temperature, the behavior of supercooled liquids likes an extension of solids, referred to as solid-like supercooled liquid (SLL). Note that we do not and need not actually heat the solid glass here. "An extension of solids" refers to the increase of γ_τ of supercooled liquids with decreasing temperature.

According to the trend of γ_τ with temperature, we can infer that there are at least four possible paths from the liquid to the glass transition, as shown in Fig. 1(a)-(d). In Fig. 1, the red and green solid lines correspond to LLL and SLL, respectively, and the horizontal black dotted line corresponds to $\gamma_\tau = 1$. The differences between these four paths are reflected in three aspects: 1) whether the dynamic and thermodynamic behaviors are synchronous, i.e., whether T_g and T_d are the same; 2) between T_g and T_m , the supercooled liquids belong to LLL or/and SLL; 3) how LLL transition to SLL, crossover or jump.

The first path (P_I) is shown in Fig. 1(a). In P_I , γ_τ undergoes a sudden change at T_m , jumping from the red solid line to the green solid line, directly becoming SLL. There is no LLL in supercooled liquids. In this path, the dynamic and thermodynamic behaviors are clearly asynchronous. The dynamic anomalous occurs at T_m , while the thermodynamic glass transition occurs at T_g . The second possible path (P_{II}) is shown in Fig. 1(b). In P_{II} , γ_τ undergoes a sudden change at T_g , and supercooled liquids always have the feature of LLL, but without SLL. In this path, the thermodynamic and dynamics anomalous are synchronous.

The third path (P_{III}), shown in Fig. 1(c), features a characteristic temperature (T_x) between T_g and T_m . Around T_x , γ_τ undergoes a sudden jump. In the temperature range above T_x and below T_m , the supercooled liquid belongs to LLL. In the temperature range below T_x and above T_g , the system exhibits the features of SLL. A transition from LLL to SLL occurs at T_x . In this path, the dynamic anomalous occurs at T_x , which is clearly asynchronous with the thermodynamic glass transition occurring at T_g . If the transition between LLL and SLL is not a jump but a crossover, it becomes the fourth path (P_{IV}) shown in Fig. 1(d). The core difference between P_{III} and P_{IV} lies in the transition behavior between LLL and SLL; the former is a jump, while the latter is a crossover.

It should be noted that these four paths are only the most likely ones considered from a physical standpoint. Mathematically, the occurrence of other paths cannot be ruled out. Additionally, the curves in Fig. 1 may change with the cooling rate. For cooling rates above the critical cooling rate, these curves may not undergo qualitative

changes. However, for cooling rates below the critical cooling rate, supercooled liquids will crystallize at the freezing temperature. At this point, γ_τ will undergo a sudden change at the crystallization temperature (the horizontal black dotted line in the figure, corresponding to $\gamma_\tau = 1$). Since α -relaxation is almost forbidden in crystals, naturally γ_τ equals 1. Next, we will calculate γ_τ for several typical glass-forming liquids to determine the real paths in supercooled liquids.

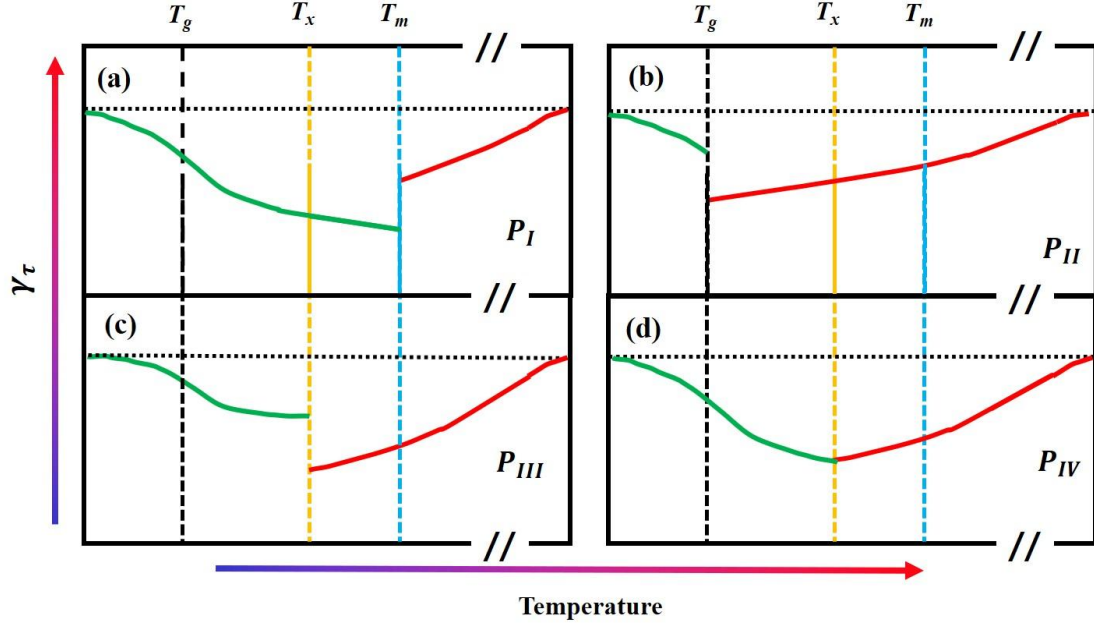


Figure 1. Schematic diagram of the possible paths according to the change in γ_τ with temperature. T_g and T_m are the glass transition temperature and the melting point, respectively. And T_x is a new characteristic temperature predicted in the present work. The horizontal black dotted line in the figure corresponds to $\gamma_\tau = 1$. (a), (b), (c), (d) represent four possible paths ($P_I, P_{II}, P_{III}, P_{IV}$), respectively. The main differences between these four paths are threefold: 1) whether the dynamic and thermodynamic behaviors are synchronous; 2) how LLL transition to SLL, crossover or jump.

Numerical Results and Discussions: Aluminum, $\text{Cu}_{50}\text{Zr}_{50}$, and the well-recognized Kob-Andersen ($N_A:N_B=80:20$) binary Lennard-Jones mixture (BLJ) are investigated in this paper. The interactions between atoms in aluminum, $\text{Cu}_{50}\text{Zr}_{50}$, and BLJ are taken from reference[41-43], respectively. For the BLJ model, the potential parameters correspond to the $\text{Ni}_{80}\text{P}_{20}$ alloy[44].

Molecular dynamics (MD) simulations were performed using the LAMMPS code[45]. The simulation cell was a cubic box containing 2048 atoms for Al, Cu₅₀Zr₅₀, and 1000 atom for BLJ. The periodic boundary conditions were applied in all three directions. The system was first brought to complete thermal equilibrium at a much temperature to ensure a well-defined liquid state, and then cooled to low temperatures using the NPT ensemble at a given cooling rate. For each system, more than 30 independent cooling processes were carried out. Each cooling process was completed from a different initial state at the given cooling rate. The cooling rates for Cu₅₀Zr₅₀, Al, and BLJ were 1×10^{12} K/s , 1×10^{10} K/s , 9×10^8 K/s , respectively, all of which were greater than the corresponding critical cooling rates. After the cooling process, at each temperature of interest, long-time canonical ensemble (NVT) simulations were performed, in which the state obtained from NPT simulations was taken as the initial state. Each NVT simulation lasted for 50 ns, and all calculations were performed within this 50 ns.

Nearest-neighbor atomic pairs are defined as the atoms whose distance is less than a critical value at the initial moment $t = 0$. The critical distance corresponds to the position of the first minimum of the pair distribution function, which is 3.71 Å, 3.92 Å, 1.39 Å for Cu₅₀Zr₅₀, Al, and BLJ, respectively. Although these two atoms may no longer be neighbors in subsequent motion, the difference between MRC and MCM can still be well presented in statistical results. Particularly the α -relaxation is quite slow in supercooled liquids, this neighboring relationship can be maintained for a considerable length of time.

MCT predicts the relationship between T_c and τ_α [40]:

$$\tau_\alpha \propto (T - T_c)^{-\nu} \quad (2)$$

However, obtaining T_c through this relationship is not easy, since Eq. (2) is only valid when the temperature is very close to T_c . To determine T_c , we performed fitting in the range of $\frac{T-T_c}{T_c} < 0.15$. Specifically, we first selected a temperature T_i and then fitted the data in the range $[T_i: \sim 1.15T_i]$ using Eq. (2) to obtain a T_c . Then T_i is moved from low to high temperatures, obtaining a T_c for each move. Finally, T_c is selected

with the smaller fitting error and T_c closest to T_i .

In typical liquids, the Stokes-Einstein relation is of great importance as it connects the diffusion coefficient, viscosity, and temperature. However, it was found that this relation breaks down at a specific temperature (denoted as T_b) [46-50]. Interestingly, T_b is found to be very close to T_c [51-54]. To determine T_b , we calculated the self-diffusion coefficient (D) of atoms. The self-diffusion coefficient was also determined from the linear relationship between the mean square displacement ($\langle R^2(t) \rangle = \langle (\mathbf{r}_i(0) - \mathbf{r}_i(t))^2 \rangle$) and time, with the proportionality constant being the diffusion coefficient.

Fig. 2 plots τ_α as a function of temperature for several supercooled liquids. As expected, the α -relaxation time of MCM τ_+ (green circles) of nearest-neighbor atomic pairs is always shorter than that of MRC τ_- (blue circles). We found that the α -relaxation time of a single atom (red circles in the figure) is always shorter than τ_+ and τ_- . According to Eq. (1), we have $\langle F_\pm(q = q_{max}, t) \rangle \leq \frac{1}{2}(\langle F_i(q, t) \rangle + \langle F_j(\pm q, t) \rangle)$. Given that the decay of SISF follows an exponential form, we can obtain

$$\exp\left(-\frac{t}{\tau_\pm}\right) \leq \frac{1}{2}\left(\exp\left(-\frac{t}{\tau_i}\right) + \exp\left(-\frac{t}{\tau_j}\right)\right) = \exp\left(-\frac{t}{\tau_\alpha}\right). \quad (3)$$

Eq. (3) indicates that τ_\pm is always larger than the α -relaxation time (τ_α) of a single atom. The equality in Eq. (3) holds only when atoms are uncorrelated, which is theoretically only possible in an ideal gas. Any forms of correlations will make τ_\pm larger than τ_α . Even if the structural information of SISF follows the stretched exponential relaxation as shown in most cases, the above analysis still holds.

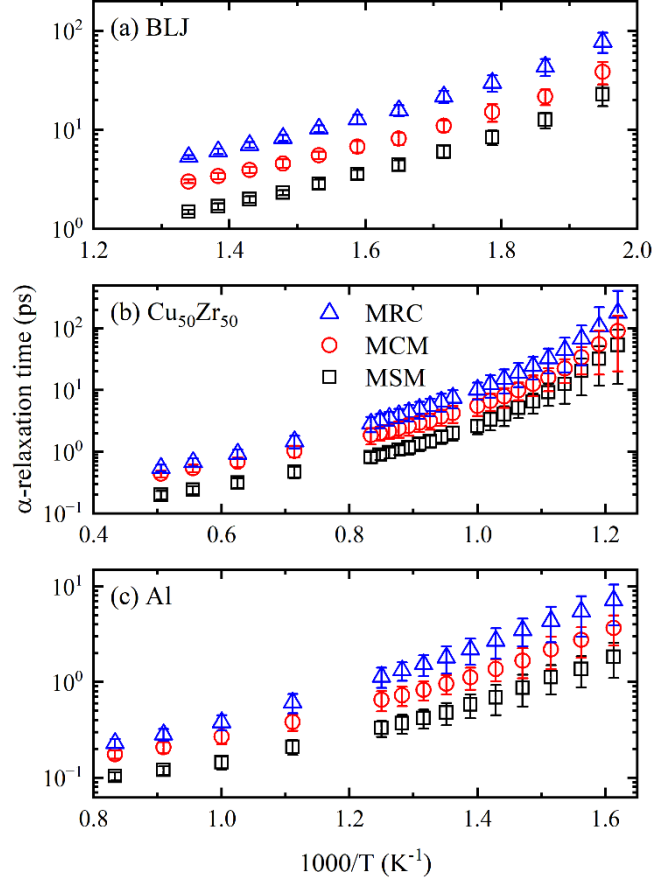


Figure 2. τ_+ and τ_- as a function of temperature for BLJ (a), $Cu_{50}Zr_{50}$ (b), and Al (c). The blue and green circles represent MRC and MCM, respectively. For comparison, the α -relaxation time of single atoms (MSM) are also plotted in the figure (red circles).

Based on the variation of γ_τ with temperature, we found that all supercooled liquids studied in this work follow the path P_{IV} during the glass transition, as shown in Fig. 3. Here, dynamics and thermodynamics are asynchronous. From Fig. 3, it can be seen that for all systems, γ_τ gradually decreases from the liquid side, reaching a minimum at a temperature T_x between T_g and T_m . As the temperature continues to decrease, γ_τ gradually increases again. Based on the theoretical analysis above, in the temperature range above T_x and below T_m , the system exhibits liquid-like behavior, characterized by LLL. In the temperature range from T_g to T_x , the supercooled liquid can be considered as a continuation of solid behavior, characterized by SLL.

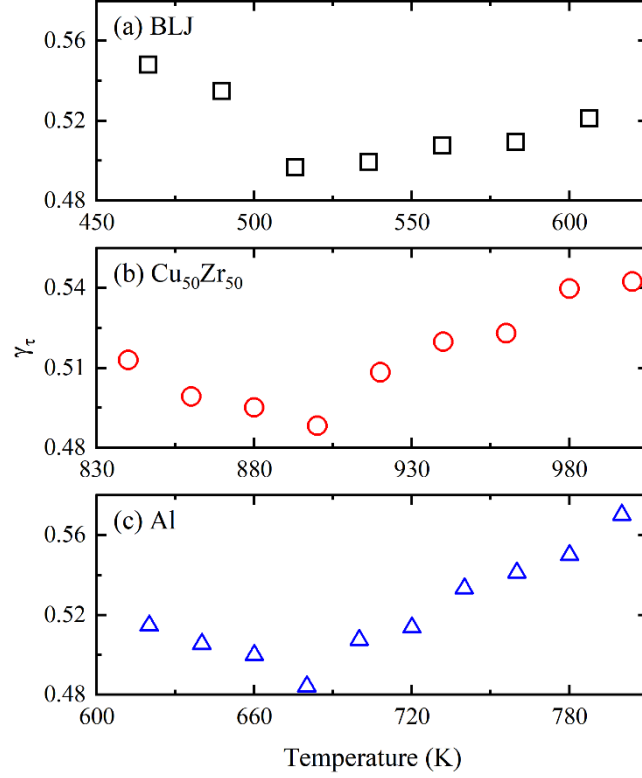


Figure 3. γ_τ as a function of temperature for BLJ (a), $\text{Cu}_{50}\text{Zr}_{50}$ (b), and Al (c).

The LLL-SLL crossover will definitely cause dynamic anomalies, as the two supercooled liquids are different from the kinetic perspective. The fact, T_x lying between T_g and T_m , makes us believe that T_x corresponds to the T_d mentioned above. To confirm this issue, we compared T_x with T_b , as well as the critical temperature T_c in MCT.

To calculate T_b , we plotted the product of the diffusion coefficient and relaxation time as a function of temperature in Fig. 4. If the Stokes-Einstein relationship holds, the product of the diffusion coefficient and relaxation time ($D\tau_\alpha$) should be linear with temperature. From Fig. 4, it can be seen that for all studied systems, when the temperature is above a certain temperature, $D\tau_\alpha$ shows a clear linear relationship with temperature. The dashed lines in the figure are the linear fittings in high temperature region, and it can be seen that the data almost perfectly fit the linear relationship. However, when the temperature is below a certain temperature, the data no longer satisfy the linear relationship, indicating the breakdown of the Stokes-Einstein relation. This temperature is the so-called T_b , and the corresponding data are listed in Table 1.

From Table 1, it can be seen that for pure substances, T_x and T_b are very close.

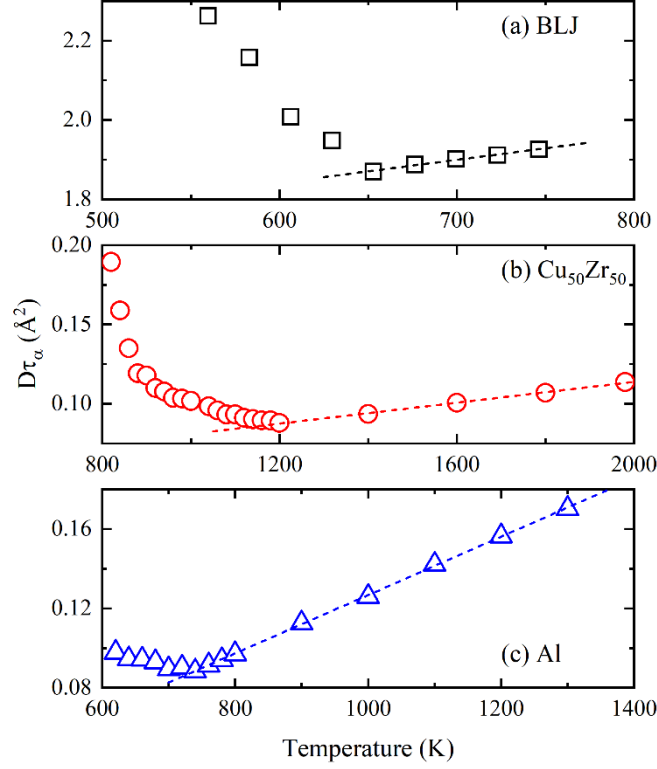


Figure 4. Variation of the product of the diffusion coefficient and relaxation time $D\tau_\alpha$ with temperature for BLJ (a), CuZr (b), and Al (c). If the product is a linear function of temperatures, the Stokes-Einstein relation holds. The dashed lines are linear fits of the high-temperature data.

Previous studies have shown that T_c predicted by MCT is also between T_g and T_m . The fact that T_c and T_b are very close is already known[1, 51-53]. This leads us to speculate that T_c and T_x may be the same one. Our results support this speculation, T_c and T_x are indeed very close, as can be seen from Table 1. This speculation is also based on the similarity in the physical nature of the two characteristic temperatures. Both T_c and T_x reflect some dynamic anomalies. Essentially, both describe a fundamental change in the fluidity of supercooled liquids. The current results show that the physical root of the dynamic anomalies may all originate from a change in the nature of supercooled liquids, that is, from LLL to SLL.

Table I. Comparison of characteristic temperatures. T_b : Stokes-Einstein relations breakdown temperature; T_c : MCT critical temperature; T_x : the crossover temperature between liquid-like and solid-like behavior. T_c was obtained by fitting in the temperature range greater than $1.2T_g$.

System	T_b (K)	T_c (K)	T_x (K)
Al	710 ± 20	645 ± 14	680 ± 20
BLJ	633 ± 23	491 ± 8	502 ± 23
Cu ₅₀ Zr ₅₀	1150 ± 20	792 ± 9	900 ± 20

The current results enable us to comment on some hot topics. 1) A large number of studies have attempted to identify soft points or so-called defects in supercooled liquids[55-61]. SLL provides a logical basis for the existence of soft points, which can be defined to a certain extent. In fact, experiments and computer simulations have already found that there are flowing atoms in the glass. 2) PEL-based theories also predict the transition of supercooled liquids from non-activated to activated kinetics. The existence of two types of supercooled liquids provides a theoretical basis for this picture. 3) Compared with the dynamic anomalous, the glass transition does not exhibit significant thermodynamic phase transition behavior. This is because, near T_g , only SLL is involved, and there is no change in phase or state of supercooled liquids. Therefore, discontinuities or divergences in thermodynamic quantities are unlikely near the glass transition. 4) Finally, the supercooled liquids studied in this paper all follow the fourth path (P_{IV}). Is it possible that some supercooled liquids follow different paths during glass transitions? We believe this is a very worthwhile question to explore.

Conclusion: By theoretically analyzing the α -relaxation times associated with the center-of-mass and relative motions of nearest-neighbor atomic pairs, we found that there exists two dynamical different supercooled liquid: liquid-like and solid-like one. And a characteristic crossover temperature (T_x) was suggested. Above T_x , supercooled

liquids exhibit distinct liquid-like characteristics, while below T_x , they exhibit solid-like characteristic. The dynamics anomalies correspond to the competition between the two types of supercooled liquids. This finding demonstrates that during the glass transition from supercooled liquids to glasses, dynamics and thermodynamics are asynchronous, accompanied by a clear breakdown of the Stokes-Einstein relationship. Our finding implies that the Stokes-Einstein relation breakdown and the dynamical arrest in MCT, may have a unified microscopic origin arisen by the dynamical crossover.

Acknowledgements: This work was supported by the National Key Research and Development Program of China (Grant No. 2022YFA1404603), and by the National Natural Science Foundation of China (Grant No. 12274127 and 12188101).

References:

- [1] A. Drozd-Rzoska, S.J. Rzoska, S. Starzonek, New scaling paradigm for dynamics in glass-forming systems, *Progress in Materials Science*, 134 (2023) 101074.
- [2] D. Chandler, J.P. Garrahan, Dynamics on the Way to Forming Glass: Bubbles in Space-Time, *Annual Review of Physical Chemistry*, 61 (2010) 191-217.
- [3] L. Berthier, G. Biroli, Theoretical perspective on the glass transition and amorphous materials, *Reviews of Modern Physics*, 83 (2011) 587-645.
- [4] J.C. Dyre, Colloquium: The glass transition and elastic models of glass-forming liquids, *Reviews of Modern Physics*, 78 (2006) 953-972.
- [5] V. Lubchenko, P.G. Wolynes, Theory of Structural Glasses and Supercooled Liquids, *Annual Review of Physical Chemistry*, 58 (2007) 235-266.
- [6] C.P. Royall, S.R. Williams, The role of local structure in dynamical arrest, *Physics Reports*, 560 (2015) 1-75.
- [7] X.-M. Yang, Q. Yang, T. Zhang, H.-B. Yu, Probing slow glass dynamics down to 10^{-5} Hz, *Applied Physics Reviews*, 11 (2024) 041403.
- [8] Y. Nishikawa, L. Berthier, Collective relaxation dynamics in a three-dimensional lattice glass model, *Physical Review Letters*, 132 (2024) 067101.
- [9] U. Tracht, M. Wilhelm, A. Heuer, H. Feng, K. Schmidt-Rohr, H.W. Spiess, Length Scale of Dynamic Heterogeneities at the Glass Transition Determined by Multidimensional Nuclear Magnetic Resonance, *Physical Review Letters*, 81 (1998) 2727-2730.
- [10] H. Sillescu, Heterogeneity at the glass transition a review, *Journal of Non-Crystalline Solids*, 243 (1999) 81-108.
- [11] M.T. Cicerone, M.D. Ediger, Relaxation of spatially heterogeneous dynamic domains in supercooled ortho-terphenyl, *The Journal of Chemical Physics*, 103 (1995) 5684-5692.
- [12] W. Kob, C. Donati, S.J. Plimpton, P.H. Poole, S.C. Glotzer, Dynamical Heterogeneities in a

Supercooled Lennard-Jones Liquid, *Physical Review Letters*, 79 (1997) 2827-2830.

- [13] A.J. Dunleavy, K. Wiesner, R. Yamamoto, C.P. Royall, Mutual information reveals multiple structural relaxation mechanisms in a model glass former, *Nature Communications*, 6 (2015) 6089.
- [14] R.P. White, S. Napolitano, J.E. Lipson, Mechanistic picture for the slow Arrhenius process in glass forming systems: The collective small displacements model, *Physical review letters*, 134 (2025) 098203.
- [15] Y. Hu, F. Li, M. Li, H. Bai, W. Wang, Structural signatures evidenced in dynamic crossover phenomena in metallic glass-forming liquids, *Journal of Applied Physics*, 119 (2016) 205108.
- [16] W. Chu, J. Yu, N. Ren, Z. Wang, L. Hu, A fractal structural feature related to dynamic crossover in metallic glass-forming liquids, *Physical Chemistry Chemical Physics*, 25 (2023) 4151-4160.
- [17] F. Mallamace, C. Branca, C. Corsaro, N. Leone, J. Spooren, S.-H. Chen, H.E. Stanley, Transport properties of glass-forming liquids suggest that dynamic crossover temperature is as important as the glass transition temperature, *Proceedings of the National Academy of Sciences*, 107 (2010) 22457-22462.
- [18] S. Chong, S. Chen, F. Mallamace, A possible scenario for the fragile-to-strong dynamic crossover predicted by the extendedmode-coupling theory for glass transition, *Journal of Physics: Condensed Matter*, 21 (2009) 504101.
- [19] H.C. Andersen, Molecular dynamics studies of heterogeneous dynamics and dynamic crossover in supercooled atomic liquids, *Proceedings of the National Academy of Sciences*, 102 (2005) 6686-6691.
- [20] Kob, Andersen, Testing mode-coupling theory for a supercooled binary Lennard-Jones mixture I: The van Hove correlation function, *Physical Review E*, 51 (1995) 4626-4641.
- [21] E. Flenner, M. Zhang, G. Szamel, Analysis of a growing dynamic length scale in a glass-forming binary hard-sphere mixture, *Physical Review E*, 83 (2011) 051501.
- [22] G. Brambilla, D. El Masri, M. Pierno, L. Berthier, L. Cipelletti, G. Petekidis, A.B. Schofield, Probing the Equilibrium Dynamics of Colloidal Hard Spheres above the Mode-Coupling Glass Transition, *Physical Review Letters*, 102 (2009) 085703.
- [23] G. Biroli, J.P. Bouchaud, A. Cavagna, T.S. Grigera, P. Verrocchio, Thermodynamic signature of growing amorphous order in glass-forming liquids, *Nature Physics*, 4 (2008) 771-775.
- [24] E. Flenner, G. Szamel, Dynamic heterogeneities above and below the mode-coupling temperature: Evidence of a dynamic crossover, *J Chem Phys*, 138 (2013) 12A523.
- [25] K. Kim, S. Saito, Multiple length and time scales of dynamic heterogeneities in model glass-forming liquids: A systematic analysis of multi-point and multi-time correlations, *J Chem Phys*, 138 (2013) 12A506.
- [26] Q. Wang, L.-F. Zhang, Z.-Y. Zhou, H.-B. Yu, Predicting the pathways of string-like motions in metallic glasses via path-featurizing graph neural networks, *Science Advances*, 10 (2024) eadk2799.
- [27] C. Herrero, L. Berthier, Direct numerical analysis of dynamic facilitation in glass-forming liquids, *Physical Review Letters*, 132 (2024) 258201.
- [28] C. Cockrell, R. Grimes, Crossover in atomic mobility underlying the glass transition in inorganic glasses, *Journal of Physics: Condensed Matter*, 37 (2024) 095402.
- [29] S. Berkowicz, I. Andronis, A. Girelli, M. Filianina, M. Bin, K. Nam, M. Shin, M. Kowalewski, T. Katayama, N. Giovambattista, Supercritical density fluctuations and structural heterogeneity in supercooled water-glycerol microdroplets, *Nature Communications*, 15 (2024) 1-12.
- [30] A. Tahaei, G. Biroli, M. Ozawa, M. Popović, M. Wyart, Scaling description of dynamical heterogeneity and avalanches of relaxation in glass-forming liquids, *Physical Review X*, 13 (2023) 031034.
- [31] Y. Lü, H. Qin, C. Guo, Vortex structure of excitation fields in a supercooled glass-forming liquid

- and its relationship with relaxations, *Physical Review B*, 104 (2021) 224103.
- [32] L. Berthier, Self-induced heterogeneity in deeply supercooled liquids, *Physical Review Letters*, 127 (2021) 088002.
- [33] M. Ozawa, G. Biroli, Elasticity, facilitation, and dynamic heterogeneity in glass-forming liquids, *Physical Review Letters*, 130 (2023) 138201.
- [34] H. Zhang, Q. Zhang, F. Liu, Y. Han, Anisotropic-isotropic transition of cages at the glass transition, *Physical Review Letters*, 132 (2024) 078201.
- [35] A. Heuer, Exploring the potential energy landscape of glass-forming systems: from inherent structures via metabasins to macroscopic transport, *Journal of Physics: Condensed Matter*, 20 (2008) 373101.
- [36] M. Goldstein, Viscous liquids and the glass transition: A potential energy barrier picture, *Journal of Chemical Physics*, 51 (1969) 3728-3739.
- [37] K. Shiraishi, H. Mizuno, A. Ikeda, Johari–Goldstein β relaxation in glassy dynamics originates from two-scale energy landscape, *Proceedings of the National Academy of Sciences*, 120 (2023) e2215153120.
- [38] G. Adam, J.H. Gibbs, On the temperature dependence of cooperative relaxation properties in glass-forming liquids, *J Chem Phys*, 43 (1965) 139-146.
- [39] T.R. Kirkpatrick, D. Thirumalai, P.G. Wolynes, Scaling concepts for the dynamics of viscous liquids near an ideal glassy state, *Physical Review A*, 40 (1989) 1045-1054.
- [40] S.P. Das, Mode-coupling theory and the glass transition in supercooled liquids, *REVIEWS OF MODERN PHYSICS*, 76 (2004) 785.
- [41] F. Ercolessi, J.B. Adams, Interatomic potentials from first-principles calculations: the force-matching method, *Europhys Lett*, 26 (1994) 583-588.
- [42] M.I. Mendeleev, Y. Sun, F. Zhang, C.Z. Wang, K.M. Ho, Development of a semi-empirical potential suitable for molecular dynamics simulation of vitrification in Cu-Zr alloys, *J Chem Phys*, 151 (2019) 214502.
- [43] Kob, Andersen, Testing mode-coupling theory for a supercooled binary Lennard-Jones mixture. II. Intermediate scattering function and dynamic susceptibility, *Physical review. E, Statistical physics, plasmas, fluids, and related interdisciplinary topics*, 52 (1995) 4134-4153.
- [44] Weber, Stillinger, Local order and structural transitions in amorphous metal-metalloid alloys, *Physical review. B, Condensed matter*, 31 (1985) 1954-1963.
- [45] A.P. Thompson, H.M. Aktulga, R. Berger, D.S. Bolintineanu, W.M. Brown, P.S. Crozier, P.J.i.t. Veld, A. Kohlmeyer, S.G. Moore, T.D. Nguyen, R. Shan, M.J. Stevens, J. Tranchida, C. Trott, S.J. Plimpton, LAMMPS-a flexible simulation tool for particle-based materials modeling at the atomic, meso, and continuum scales, *Computer Physics Communications*, 271 (2022) 108171.
- [46] S. Sengupta, S. Karmakar, C. Dasgupta, S. Sastry, Breakdown of the Stokes-Einstein relation in two, three, and four dimensions, *J Chem Phys*, 138 (2013) 12A548.
- [47] S. Pan, Z.W. Wu, W.H. Wang, M.Z. Li, L. Xu, Structural origin of fractional Stokes-Einstein relation in glass-forming liquids, *Sci Rep*, 7 (2017) 39938.
- [48] G. Tarjus, D. Kivelson, Breakdown of the Stokes–Einstein relation in supercooled liquids, *The Journal of Chemical Physics*, 103 (1995) 3071-3073.
- [49] S. Pan, Z. Wu, W. Wang, M. Li, L. Xu, Structural origin of fractional Stokes-Einstein relation in glass-forming liquids, *Scientific reports*, 7 (2017) 39938.
- [50] S.R. Becker, P.H. Poole, F.W. Starr, Fractional Stokes-Einstein and Debye-Stokes-Einstein relations in a network-forming liquid, *Physical review letters*, 97 (2006) 055901.

- [51] S. Corezzi, M. Beiner, H. Huth, K. Schröter, S. Capaccioli, R. Casalini, D. Fioretto, E. Donth, Two crossover regions in the dynamics of glass forming epoxy resins, *J Chem Phys*, 117 (2002) 2435-2448.
- [52] W. Goetze, R. Schilling, Glass transitions and scaling laws within an alternative mode-coupling theory, *Physical Review E*, 91 (2015) 042117.
- [53] A. Drozd-Rzoska, Universal behavior of the apparent fragility in ultraslow glass forming systems, *Scientific Reports*, 9 (2019) 6816.
- [54] A. Drozd-Rzoska, S.J. Rzoska, S. Starzonek, New scaling paradigm for dynamics in glass-forming systems, *Progress in Materials Science*, 134 (2023).
- [55] B. Wang, L. Luo, E. Guo, Y. Su, M. Wang, R.O. Ritchie, F. Dong, L. Wang, J. Guo, H. Fu, Nanometer-scale gradient atomic packing structure surrounding soft spots in metallic glasses, *npj Computational Materials*, 4 (2018) 41.
- [56] M.L. Manning, A.J. Liu, Vibrational modes identify soft spots in a sheared disordered packing, *Physical Review Letters*, 107 (2011) 108302.
- [57] Z. Zhang, J. Ding, E. Ma, Shear transformations in metallic glasses without excessive and predefinable defects, *Proc Natl Acad Sci U S A*, 119 (2022) e2213941119.
- [58] Z.-Y. Yang, D. Wei, A. Zaccone, Y.-J. Wang, Machine-learning integrated glassy defect from an intricate configurational-thermodynamic-dynamic space, *Physical Review B*, 104 (2021) 064108.
- [59] Z. Zhou, H. Wang, M. Li, Theoretical strength and prediction of structural defects in metallic glasses, *Physical Review B*, 100 (2019) 024109.
- [60] C. Scalliet, L. Berthier, F. Zamponi, Nature of excitations and defects in structural glasses, *Nature communications*, 10 (2019) 5102.
- [61] C. Chang, H. Zhang, R. Zhao, F. Li, P. Luo, M. Li, H. Bai, Liquid-like atoms in dense-packed solid glasses, *Nature Materials*, 21 (2022) 1240-1245.