

Implications of the evidence for direct CP violation in $D \rightarrow \pi^+\pi^-$ decays

Rahul Sinha,^{1,2,*} Thomas E. Browder,^{1,†} N. G. Deshpande,^{3,‡} Dibyakrupa Sahoo,^{4,§} and Nita Sinha^{2,¶}

¹*Department of Physics and Astronomy, University of Hawaii, Honolulu, HI 96822, USA*

²*The Institute of Mathematical Sciences, Taramani, Chennai 600113, India*

³*Institute for Fundamental Science, University of Oregon, Eugene, Oregon 94703, USA*

⁴*Faculty of Physics, Institute of Theoretical Physics,
University of Warsaw, ul. Pasteura 5, 02-093 Warsaw, Poland*

(Dated: June 13, 2025)

The observation of CP violation in the difference of CP asymmetries between $D \rightarrow K^+K^-$ and $D \rightarrow \pi^+\pi^-$ has raised a debate whether the observed asymmetries can be regarded as a signal of physics beyond the standard model (SM). In this letter we show that the measured observables for $D \rightarrow \pi\pi$ unambiguously imply a very large penguin contribution that is larger than 10% of the amplitude for $D^0 \rightarrow \pi^+\pi^-$ at a significance greater than 3.3σ . We present arguments based only on unitarity of re-scattering amplitudes to show that large penguins are unlikely to arise from re-scattering and likely indicate physics beyond the SM. In a model independent approach we show how a very small contribution from physics beyond the SM with a large weak phase alleviates the problem.

The observation of CP violation in D meson decays has long been regarded as a smoking gun signal for new physics (NP) or physics beyond the SM. However, the observation of CP violation in singly Cabibbo suppressed D meson decays [1, 2] has raised a debate whether the observed asymmetries can be regarded as a signal of NP. The confusion stems from the difficulty in reliably estimating long distance contributions and also convincingly establishing that the penguin contribution is indeed too large to be acceptable within the SM. Several interesting studies [3–15] have examined the issues indicating the likelihood that the observed asymmetries may arise from NP. In this letter we estimate the size of the penguin contributions directly from experimental data as-well-as examine final-state interactions in a model independent way based only on unitarity. We conclude that the evidence of CP violation in $D \rightarrow \pi^+\pi^-$ is a signal of NP at greater than 3.3σ . Our conclusion depends largely on the measured value of the directly CP asymmetry in $D \rightarrow \pi^+\pi^-$. In a model independent approach we show how a very small contribution from NP with a large weak phase alleviates the problem. If this evidence is indeed a signal of NP, large CP violation must show up in other modes and experiments. An interesting signal may also arise in properly constructed triple product asymmetries. Search for other signals of CP violation in D decays are essential to substantiate the evidence of NP.

The amplitudes for $D \rightarrow \pi\pi$ decay modes can be written assuming isospin as

$$\begin{aligned} A(D^0 \rightarrow \pi^+\pi^-) &= \sqrt{2}(\lambda_d(T+E^d) + \lambda_i(P^i+PE^i+PA^i)) \\ A(D^0 \rightarrow \pi^0\pi^0) &= (\lambda_d(C-E^d) - \lambda_i(P^i+PE^i+PA^i)) \\ A(D^+ \rightarrow \pi^+\pi^0) &= \lambda_d(T+C) \end{aligned} \quad (1)$$

where $\lambda_i = V_{ci}^*V_{ui}$ and it is assumed that i is summed over d, s and b quarks. T, C, E, P, PE

and PA are color-allowed external W -emission, color-suppressed internal W -emission, W -exchange, penguin, penguin-exchange and penguin-annihilation topological amplitudes respectively. Unitarity of the CKM matrix requires that $\lambda_d + \lambda_s + \lambda_b = 0$, which can be used to eliminate λ_b in Eq. (1) and results in the choice of parametrization, which we show results in more accurate estimates. Within the standard model (SM), $\lambda_{d,s}$ can be defined within the Wolfenstein parametrization up to $\mathcal{O}(\lambda^6)$ as

$$\begin{aligned} \lambda_d &= \left(-\lambda + \frac{1}{2}A^2\lambda^5(1-2(\rho-i\eta))\right)\left(1 - \frac{1}{2}\lambda^2 - \frac{1}{8}\lambda^4\right) \\ &= (0.219113 \pm 0.000625)e^{i(-0.000633 \pm 0.000026)} \quad (2) \\ \lambda_s &= \lambda\left(1 - \frac{1}{2}\lambda^2 - \frac{1}{8}\lambda^4(1+4A^2)\right) = 0.219045 \pm 0.000624 \end{aligned}$$

where, $\lambda = 0.22501 \pm 0.00068$, $A = 0.826^{+0.016}_{-0.015}$, $\bar{\rho} = 0.1591 \pm 0.0094$, $\bar{\eta} = 0.3523^{+0.0073}_{-0.0071}$ [16].

The decay amplitudes in Eq. (1) can be recast as,

$$\begin{aligned} A(D^0 \rightarrow \pi^+\pi^-) &\equiv A^{+-} = \sqrt{2}(t + e^{i\phi}p) \\ A(D^0 \rightarrow \pi^0\pi^0) &\equiv A^{00} = c - e^{i\phi}p \\ A(D^+ \rightarrow \pi^+\pi^0) &\equiv A^{+0} = (t + c), \end{aligned} \quad (3)$$

where, within the SM the weak phase $\phi \equiv \arg(-\lambda_s/\lambda_d)$ is $\phi = (0.000633 \pm 0.000026) = (0.0363 \pm 0.0015)^\circ$, and

$$\begin{aligned} t &= |\lambda_d|(T + E^d + P^{db} + PE^{db} + PA^{db}), \\ c &= |\lambda_d|(C - E^d - P^{db} - PE^{db} - PA^{db}), \\ p &= |\lambda_s|(P^{sb} + PE^{sb} + PA^{sb}), \end{aligned} \quad (4)$$

with $P^{ij} \equiv P^i - P^j$, $PE^{ij} \equiv PE^i - PE^j$ and $PA^{ij} \equiv PA^i - PA^j$. It may be noted that t, c and p are defined to include both the magnitude and any relevant strong phase. Amplitudes for the conjugate modes $A(\bar{D}^0 \rightarrow \pi^+\pi^-)$, $A(\bar{D}^0 \rightarrow \pi^0\pi^0)$ and $A(D^- \rightarrow \pi^-\pi^0)$ can be defined analogously with $\lambda_{d,s}$ being replaced by $\lambda_{d,s}^*$.

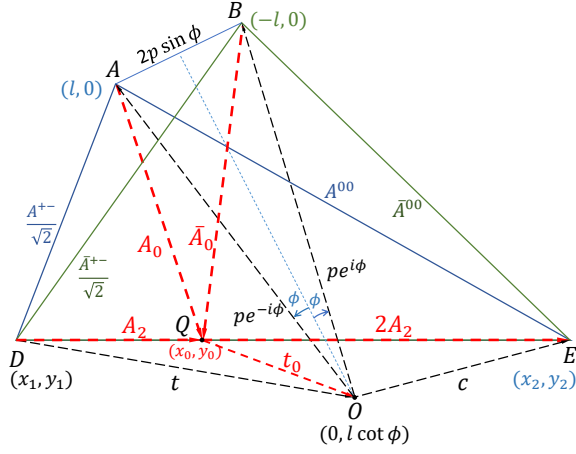


FIG. 1. The isospin triangles for the $D \rightarrow \pi\pi$ and $\bar{D} \rightarrow \pi\pi$ modes. The triangles are illustrative and do not correspond to measured observables.

Note that the isospin triangle relation

$$\frac{1}{\sqrt{2}}A^{+-} + A^{00} = A^{+0} \quad (5)$$

has been implicitly imposed by the expressions in Eq. (3), with a similar expression for the conjugate modes. The amplitudes for $D \rightarrow \pi\pi$ decay modes can also be decomposed [17] in terms of the $I = 0$ and $I = 2$ amplitudes as follows:

$$\begin{aligned} A^{+-} &= \sqrt{2}(A_2 - A_0) \\ A^{00} &= (2A_2 + A_0) \\ A^{+0} &= 3A_2 \end{aligned} \quad (6)$$

with analogous expressions for the conjugate mode amplitudes. It may be noted that the decay amplitudes of the conjugate modes can be recast after rotating each of the amplitudes by the weak phase of λ_d , which results in A^{+0} and \bar{A}^{-0} having the same phase.

In Fig. 1 we have depicted the triangles for $D \rightarrow \pi\pi$ modes and their respective rotated conjugate modes. The relevant information regarding the amplitudes t , c , p and weak phase ϕ is also encoded in the figure. Note that the triangles are determined purely from experimental data. Given the two triangles the largest value of p is obtained for a parametrization where ϕ is the smallest. Since our aim is to determine how large is the size of the penguin contribution to the $D \rightarrow \pi\pi$ mode we choose the parametrization defined in Eq. (3). It also turns out that the error in ϕ is the smallest among all possible choices of parametrization phases that can be used to describe our modes. This results in a more accurate measurement of ϕ . In Fig. 1 we have also depicted the isospin amplitudes A_0 and A_2 and another interesting parameter t_0 corresponding to the isospin zero component of t . The amplitude p contributes only to A_0 , whereas, t , c contribute to both A_2 and A_0 . One can

express $t = t_2 + t_0$ and $c = c_2 + c_0$, where, the subscripts denote the isospin decomposition of t and c . It is then possible to relate the isospin and topological amplitudes as follows:

$$\begin{aligned} A^{+-} &= \sqrt{2}(A_2 - A_0) = \sqrt{2}(t_2 + t_0 + e^{i\phi}p) \\ A^{00} &= (2A_2 + A_0) = (c_2 + c_0 - e^{i\phi}p) \\ A^{+0} &= 3A_2 = (t_2 + c_2 + t_0 + c_0) \end{aligned} \quad (7)$$

Using the above equations one can solve for A_2 and A_0 and easily see that $c_0 = -t_0$ and $c_2 = 2t_2$ must hold so that A_0 and A_2 receives contributions only from the relevant isospin amplitudes. This implies that $A_2 = 3t_2$ and $A_0 = -t_0 - e^{i\phi}p$.

To determine the amplitudes in terms of the observables we assign a coordinate system such that points A and B correspond to $(l, 0)$ and $(-l, 0)$ and the points D and E are (x_1, y_1) and (x_2, y_2) respectively. The coordinate of O is then determined to be $(0, l \cot \phi) \equiv (0, p \cos \phi)$. The coordinate of Q , is determined to be

$$(x_0, y_0) = \left(\frac{2x_1 + x_2}{3}, \frac{2y_1 + y_2}{3} \right). \quad (8)$$

The branching ratios (Br) and direct CP -asymmetries are defined as,

$$\begin{aligned} Br(D^0 \rightarrow \pi^+\pi^-) &\equiv B_{+-} = \frac{1}{2}(|A^{+-}|^2 + |\bar{A}^{+-}|^2), \\ Br(D^0 \rightarrow \pi^0\pi^0) &\equiv B_{00} = \frac{1}{2}(|A^{00}|^2 + |\bar{A}^{00}|^2), \\ Br(D^+ \rightarrow \pi^+\pi^0) &\equiv B_{+0} = |A^{+0}|^2 \frac{\tau_{D^+}}{\tau_{D^0}}, \end{aligned} \quad (9)$$

$$a_{+-} \equiv \frac{(|A^{+-}|^2 - |\bar{A}^{+-}|^2)}{(|A^{+-}|^2 + |\bar{A}^{+-}|^2)}, \quad a_{00} \equiv \frac{(|A^{00}|^2 - |\bar{A}^{00}|^2)}{(|A^{00}|^2 + |\bar{A}^{00}|^2)},$$

where, the amplitudes are defined by including the respective lifetimes and phase space corrections. Note

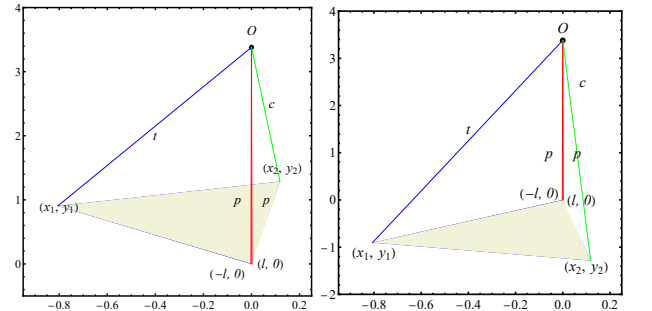


FIG. 2. Two of the four isospin triangle orientations for the $D \rightarrow \pi\pi$ and $\bar{D} \rightarrow \pi\pi$ modes representing the central values of the measured observables. Note that the triangles corresponding to mode and conjugate mode almost overlap. The triangle for $\bar{D} \rightarrow \pi\pi$ in dark blue is barely visible under the translucent yellow triangle corresponding to $D \rightarrow \pi\pi$. The triangles depicted are chosen to be the ones with smaller penguin contributions. All amplitudes are normalized to A^{+0} .

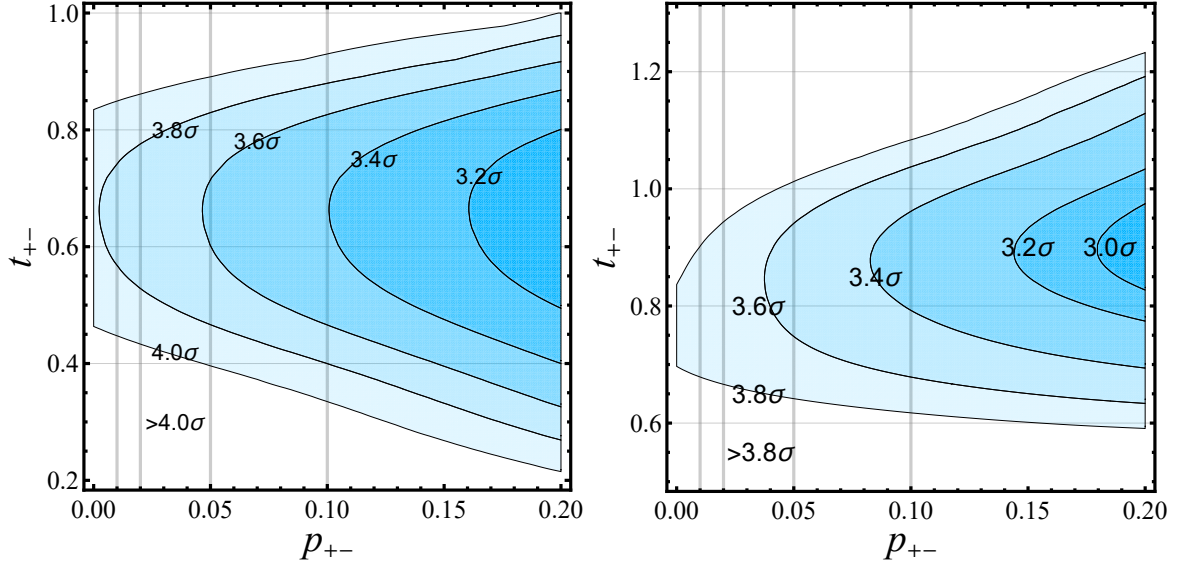


FIG. 3. The amplitudes p_{+-} versus t_{+-} defined by normalizing p and t by $\sqrt{B_{+-}}$, corresponding to the two triangle orientations depicted in Fig. 2. It is seen that a 10% value of p_{+-} is at least 3σ away from the estimated value indicating an unacceptably large penguin contribution.

that we have normalized the amplitude A^{+0} by lifetime ratios, so that all amplitudes have the same scale. We have used PDG [16, 18] values $B_{+-} = (1.454 \pm 0.024) \times 10^{-3}$, $B_{00} = (8.26 \pm 0.25) \times 10^{-4}$ and $B_{+0} = (1.247 \pm 0.033) \times 10^{-3}$. The Belle collaboration has measured the CP asymmetry $a_{00} = (-3 \pm 64) \times 10^{-4}$ [19] and recently LHCb measured the value $a_{+-} = (23.2 \pm 6.1) \times 10^{-4}$ [2].

In terms of the coordinates the observables are derived to be

$$\begin{aligned} B_{+-} &= 2(x_1^2 + y_1^2) + 2l^2, & B_{00} &= (x_2^2 + y_2^2) + l^2, \\ B_{+0} &= (x_1^2 + y_1^2) + (x_2^2 + y_2^2) - 2x_1x_2 - 2y_1y_2, \\ a_{+-} &= -\frac{4x_1p \sin \phi}{B_{+-}}, & a_{00} &= -\frac{2x_2p \sin \phi}{B_{00}} \end{aligned} \quad (10)$$

The five parameters x_1 , y_1 , x_2 , y_2 and l that define the coordinates can be solved in terms of the five observables as follows:

$$\begin{aligned} x_1 &= -\frac{a_{+-}B_{+-}}{4l}, & x_2 &= -\frac{a_{00}B_{00}}{2l}, \\ y_1 &= \pm \frac{\sqrt{a_{+-}^2 B_{+-}^2 + 8B_{+-} l^2 + 16l^4}}{4l}, \\ y_2 &= \pm \frac{\sqrt{a_{00}^2 B_{00}^2 + 4B_{00} l^2 + 4l^4}}{2l}, \end{aligned} \quad (11)$$

and l^2 can now be solved upto a quadratic ambiguity using the expression for B_{+0} in Eq. (10). The amplitudes and strong phases of t , c , p , A_2 , A_0 , \bar{A}_0 and t_0 can thus be determined purely in terms of experimental data. Note that the solutions have four ambiguities which correspond to the relative orientation of the triangles (see Fig. 2) a fact that is well known.

We write the amplitudes in terms of complex coordinate system as follows:

$$t = -x_1 + i(l \cot \phi - y_1), \quad (12)$$

$$c = x_2 + i(y_2 - l \cot \phi), \quad (13)$$

$$p = -i l \csc \phi, \quad (14)$$

$$A_0 = (2x_1 + x_2)/3 - l + i(2y_1 + y_2)/3, \quad (15)$$

$$\bar{A}_0 = (2x_1 + x_2)/3 + l + i(2y_1 + y_2)/3, \quad (16)$$

$$A_2 = (-x_1 + x_2)/3 + i(-y_1 + y_2)/3, \quad (17)$$

$$t_0 = (2x_1 + x_2)/3 + i(l \cot \phi - (2y_1 + y_2)/3). \quad (18)$$

Using complex coordinates to estimate amplitudes enables evaluation of both magnitudes and relative phase with ease. The amplitudes of t , c , p and t_0 as-well-as their phases are evaluated using a simulated data set of B_{+-} , B_{00} , B_{+0} , a_{+-} , a_{00} and ϕ with a million points.

In Fig. 3 the obtained normalized amplitudes $p_{+-} \equiv p/\sqrt{B_{+-}}$ versus $t_{+-} \equiv t/\sqrt{B_{+-}}$ are shown. While we ignore the small CP violation a_{+-} , we make this choice to compare to the estimate made in Ref. [20] $p_{+-} = (0.09 \pm 0.01)$, using light cone sum rule techniques. Similar estimates for p_{+-} are obtained in Ref. [21]. Since the momentum flowing through the penguin loop are of order 1 GeV or larger, a perturbative calculation of this loop is not unreasonable. Convincing arguments on the reliability of these estimates have been made in Ref. [22]. The two panels for p_{+-} versus t_{+-} , correspond to the two orientations as depicted in Fig. 2. The central values of the fit for (p_{+-}, t_{+-}) are $(4.74, 4.19)$ and $(4.80, 5.43)$, indicating that the observed p_{+-} is indeed large. It is seen from Fig. 3 that a 10% value of p_{+-} is $\sim 3.4\sigma$ away from the estimated value indicating an unacceptably

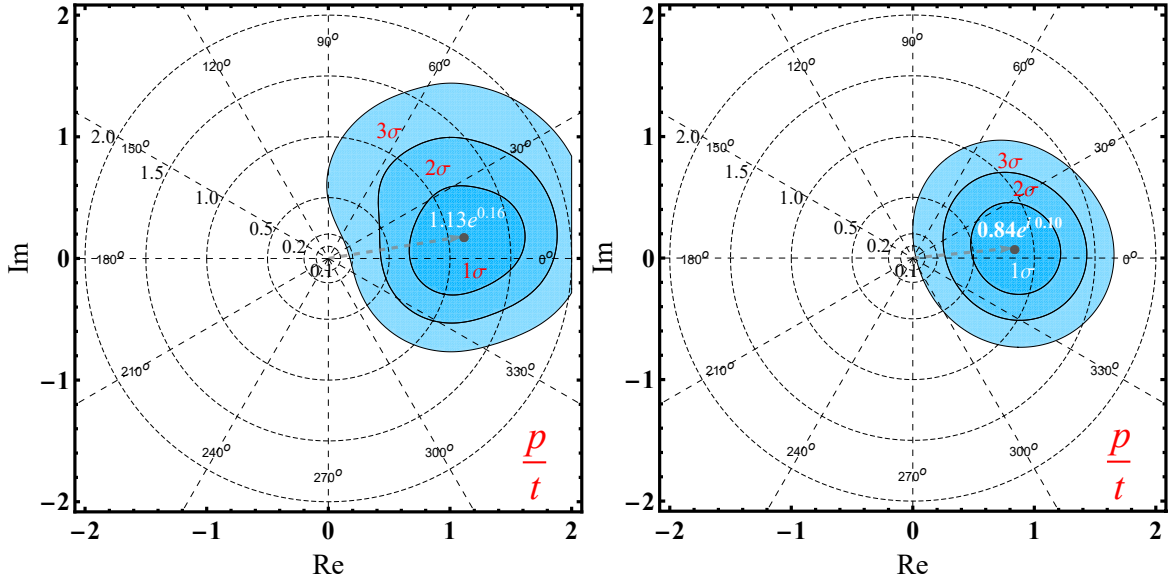


FIG. 4. p/t corresponding to the two triangle orientations depicted in Fig. 2 are shown corresponding to the two orientations. Note that small values of $p/t \sim 0.1$ are possible only at $\sim 3\sigma$.

large penguin contribution. It may be noted that a_{+-} is non-zero at 3.8σ and our result are consistent with this measurement. Even with a simulation of a million points no point below $p_{+-} < 0.15$ was found limiting our accuracy at vanishing p_{+-} by interpolation errors.

For completeness we have plotted the p/t values as a polar plot in Fig. 4. The p/t values once again indicate that p is indeed large and small values of $p/t \sim 0.1$ are possible only at $\sim 3\sigma$. In Fig. 5, the values of A_0/A_2 are shown. The orange contours referred to as SM assume $a_{+-} = 0$ as expected in the SM. In the limit $a_{+-} = 0$ the isospin ratio is the same for mode and conjugate mode. The blue contours correspond to the observed a_{+-} . There is another solution with the same magnitude but a phase around $3\pi/2$, which is not shown, since it is not a true solution. The observed a_{+-} is indeed quite small, even to have a significant shift in the blue contours between $D \rightarrow \pi\pi$ and $\bar{D} \rightarrow \pi\pi$. Hence, true solutions cannot have significant deviation from SM values. The value $|A_0/A_2| \gtrsim 2$ at 3σ irrespective of the value of the observed CP violation, indicates an inherent $\Delta I = 1/2$ enhancement in $D \rightarrow \pi\pi$ modes in agreement with Ref. [8]. The bottom left panel shows contours for the ratio of t_0/t indicating that t_0 can be almost as large as t . This indicates that the tree topology also plays a role in $\Delta I = 1/2$ enhancement.

While arguments [22] have been made on the broad reliability of the estimates for p_{+-} , it may be noted that explicit final state interactions might alter the size of the penguin contributions. We therefore examine in a model independent way effects of final state interactions and draw general conclusions. In two-body scattering of n -coupled channels a convenient parametrization of a

unitary S-matrix is in terms of the K-matrix,

$$S(s) = (1 - iK(s))^{-1}(1 + iK(s)), \quad (19)$$

where, $K(s)$ is a $n \times n$ hermitian matrix and s is set equal to m_D^2 for D -decays. A set of n un-unitarized weak decay amplitudes $A^o(s)$ are unitarized into a set $A^U(s)$ through multichannel final state interactions via a matrix equation,

$$A^U(s) = (1 - iK(s))^{-1}A^o(s). \quad (20)$$

Since strong interactions conserve isospin and G -parity, Eq. (20) has to be written for each isospin and G -parity (where it can be defined). Let U be a unitary

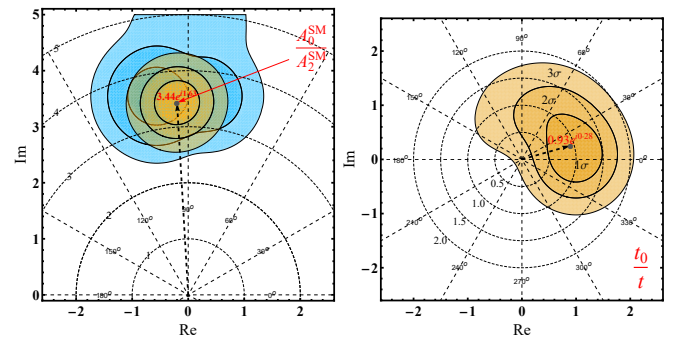


FIG. 5. The values of A_0/A_2 are shown in the panel on the left. The orange contours correspond to the SM and assumes $a_{+-} = 0$. The blue contours are for the observed a_{+-} . $|A_0/A_2| \gtrsim 2$ at 3σ indicates an inherent $\Delta I = 1/2$ enhancement in $D \rightarrow \pi\pi$ mode. The panel on the right shows contours for the ratio of t_0/t indicating that t_0 can be almost as large as t .

matrix that diagonalizes the hermitian matrix K with real eigenvalues λ_i ($i = l, \dots, n$). Then,

$$\sum_i^n A_i^{\dagger} A_i^U = \sum_i^n (U A^O)_i^{\dagger} (1 + \lambda_i^2)^{-1} (U A^O)_i. \quad (21)$$

Since λ_i are real this results in the inequality

$$\sum_i^n |A_i^U|^2 \leq \sum_i^n |A_i^O|^2 \quad (22)$$

This inequality implies that the sum of transition probabilities after inter-channel mixing cannot exceed the sum before mixing. Clearly, the channels $D^0 \rightarrow \pi\pi$ and $D^0 \rightarrow KK$ can re-scatter in the isospin 0 channel resulting in the huge enhancement in the $I = 0$, $D \rightarrow \pi\pi$ amplitudes. It has to be kept in mind however, that since the penguin amplitudes p has a weak phase it cannot receive contributions from any other channel that does not have the same weak phase. *Eq.(20) must therefore apply separately to the p amplitudes*, implying the constraint:

$$\sum_{i=\pi\pi, KK} |p_i^U|^2 \leq \sum_{i=\pi\pi, KK} |p_i^O|^2. \quad (23)$$

If the anomaly of large penguin contributions arises from within the SM, one must generate large penguin contributions in at least one of the channels that re-scatters to produce the observed asymmetries. This is a far cry within the SM. If $D \rightarrow KK$ penguin amplitude re-scatters to $D \rightarrow \pi\pi$ such that $D \rightarrow \pi\pi$ penguin contributions become very large it would result in $D \rightarrow KK$ penguin amplitude becomes very small and consequently a vanishing CP asymmetry. It would seem impossible therefore that re-scattering could account for the large penguins and the observed direct CP asymmetries.

In our analysis we have ignored electroweak penguins (p_{EW}) which is justifiable within SM, but they can be sizable in the presence of NP. In the absence of p_{EW} the measurements of branching ratios and the two CP asymmetries provide a complete determination of all parameters that describe the decay. However, this is untrue in the presence of p_{EW} where one parameter remains unsolved [23] without an additional input. The direct CP asymmetry measured in the $D^+ \rightarrow \pi^+ \pi^0$ mode is $a_{+0} = (4.0 \pm 8.0) \times 10^{-3}$. Hence, the two triangles will not in principle share a common base, since A^{+0} and \bar{A}^{+0} can differ by as much as 0.012 at 1σ confidence [24] in Fig. 2. However, this difference is small given the estimate of penguin contributions shown in Fig 3, hence to a very good approximation we can assume that p includes p_{EW} contributions in all our estimations. We note, that even a small $p_{EW} = 0.005$ and new physics weak phase of $\pi/6$ can produce an angle between A^{+0}

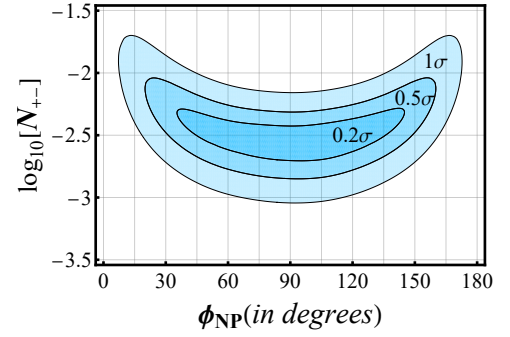


FIG. 6. Contours for $\log_{10}[N_{+-}]$ versus ϕ_{NP} (in degrees). It is easy to see that reasonable value of N_{+-} smaller than p_{+-}^{SM} can result in large observed penguin and CP violation.

and \bar{A}^{+0} of 8.2 deg. However, this would not effect our analysis.

We next examine if NP can resolve the puzzle of large penguin and the observed direct CP asymmetry. This has been a subject of intense study and it is generally believed that a variety [25–30] of NP can contribute to the observed anomaly. Let us assume that NP also contributes to the decay mode via the $p + p_{EW}$ topologies. We parameterize such NP by $N e^{i\phi_{NP}}$, where ϕ_{NP} is the weak phase of NP and N includes the magnitude and any relevant strong phase. This NP amplitude can easily be rewritten such that $N e^{i\phi_{NP}} \equiv N_1 + N_2 e^{i\phi}$. This identity enables expressing N_1 and N_2 in terms of N , ϕ_{NP} and ϕ to be

$$\begin{aligned} N_1 &= N \cos \phi_{NP} - N \cot \phi \sin \phi_{NP} \\ N_2 &= N \csc \phi \sin \phi_{NP}. \end{aligned} \quad (24)$$

Clearly taking into account NP results in t being modified by N_1 and p by N_2 , so that the weak phases are aligned. This implies that both t and p are altered by NP. The observed value of the penguin would include contributions from both SM penguin and NP. Hence,

$$p_{+-}^{obs} = (p_{+-}^{SM} + N_{+-} e^{i\delta_{NP}} \csc \phi \sin \phi_{NP}) e^{i\phi}, \quad (25)$$

where all amplitudes are normalized by A_{+-} ; $p_{+-}^{obs} \equiv p_{+-}^{obs}/A_{+-}$, $p_{+-}^{SM} \equiv p_{+-}^{SM}/A_{+-}$, $N_{+-} = N/A_{+-}$ and δ_{NP} is the difference between the strong phase of N and δ . Without loss of generality, the domain of δ_{NP} is chosen such that the amplitudes p_{+-}^{SM} and N_{+-} are always positive. We hence have

$$\begin{aligned} (p_{+-}^{obs})^2 &= (p_{+-}^{SM})^2 + 2N_{+-} p_{+-}^{SM} \cos \delta_{NP} \csc \phi \sin \phi_{NP} \\ &\quad + N_{+-}^2 \csc^2 \phi \sin^2 \phi_{NP}. \end{aligned} \quad (26)$$

Note that p_{+-}^{obs} has already been obtained from data and p_{+-}^{SM} has been estimated in Ref. [20]. We can use Eq. 26 to solve for N_{+-} in terms of ϕ_{NP} and δ_{NP} , since ϕ is known with errors. The simulated data set used to obtain p_{+-}^{obs} is extended to include randomly generated Gaussian values

of p_{+-}^{SM} , whereas δ_{NP} and ϕ_{NP} are randomly varied in the range $(0, \pi)$. The range for N_{+-} as function of ϕ_{NP} is shown in Fig. 6. We find that large CP violation observed and resulting very large penguin can arise due to a N_{+-} with a larger weak phase, even with N_{+-} smaller than p_{+-}^{SM} , indicating that NP could result in the larger than expected CP asymmetry. The reader may wonder how a small NP amplitude can generate a large CP asymmetry. We emphasize that even a small $\phi_{NP} = \pi/6$ results in an enhancement of ~ 800 in a_{+-} compared to that from SM phase ϕ , resulting in a much larger asymmetry even with a smaller N_{+-} compared to SM penguin p_{+-} .

While the case for NP looks robust, it may be noted that it depends largely on the measured value of $a_{+-}^{KK} = (7.7 \pm 5.7) \times 10^{-4}$ [2]. Let us consider a scenario, in future measurements, where $a_{+-}^{KK} = (-7.6 \pm 2.3) \times 10^{-4}$ indicating a shift by 2.5σ . The robust measurement of the difference between direct CP asymmetries, $\Delta a_{CP} = a_{+-}^{KK} - a_{+-}^{\pi\pi} = (-15.4 \pm 2.9) \times 10^{-4}$ [1], would then imply $a_{+-}^{\pi\pi} \equiv a_{+-} = (7.8 \pm 2.6) \times 10^{-4}$, a downwards shift of 2.5σ . The extracted value of p_{+-} then reduces to within $\sim 1\sigma$ of the estimate $p_{+-} = 0.09$ [20], indicating consistency with SM and no evidence for enhanced penguins. Interestingly, in such a case one would also have an almost exact U -spin symmetry.

The evidence of larger than expected CP violation in singly Cabibbo suppressed D meson decay $D \rightarrow \pi^+\pi^-$ has been keenly debated in literature with the view of ascertaining if the observed CP violating asymmetry is indeed a signal of NP. We avoid the difficulties in arriving at a convincing conclusion by firstly estimating the size of the penguin contributions directly from experimental data. Secondly, we examine final-state interactions in a model independent way based only on unitarity. We conclude that the evidence of CP violation in $D \rightarrow \pi^+\pi^-$, $a_{+-} = (23.2 \pm 6.1) \times 10^{-4}$, provides an unambiguous evidence of NP at about 3σ . In a model independent approach we show how a very small contribution from NP with a large weak phase alleviates the problem. If this evidence is indeed a signal of NP at the level observed in $D \rightarrow \pi^+\pi^-$, large CP violation must show up in other modes and experiments. An interesting signal may also arise in properly constructed triple product asymmetries. Searches for other signals of CP violation in D decays are needed to fructify the evidence of NP.

Acknowledgements: T.E.B. thanks the DOE Office of High Energy Physics for support through DOE grant DE-SC0010504.

Note added: During the finalization of this manuscript a new result for a_{00} [31] came to light. We have verified that our conclusions remain unaltered by using the new value of a_{00} instead.

[†] teb@phys.hawaii.edu

[‡] desh@uoregon.edu

[§] Dibyakrupa.Sahoo@fuw.edu.pl

[¶] nita@imsc.res.in

- [1] R. Aaij *et al.* [LHCb], Phys. Rev. Lett. **122**, 211803 (2019).
- [2] R. Aaij *et al.* [LHCb], Phys. Rev. Lett. **131**, 091802 (2023).
- [3] R. Bause, H. Gisbert, G. Hiller, T. Höhne, D. F. Litim and T. Steudtner, Phys. Rev. D **108**, 035005 (2023).
- [4] F. Buccella, A. Paul and P. Santorelli, Phys. Rev. D **99**, 113001 (2019).
- [5] H. N. Li, C. D. Lü and F. S. Yu, [arXiv:1903.10638 [hep-ph]].
- [6] A. F. Falk, Y. Grossman, Z. Ligeti and A. A. Petrov, Phys. Rev. D **65**, 054034 (2002).
- [7] H. Y. Cheng and C. W. Chiang, Phys. Rev. D **85**, 034036 (2012) [erratum: Phys. Rev. D **85**, 079903 (2012)].
- [8] E. Franco, S. Mishima and L. Silvestrini, JHEP **05**, 140 (2012).
- [9] J. Brod, Y. Grossman, A. L. Kagan and J. Zupan, JHEP **10**, 161 (2012).
- [10] G. Hiller, M. Jung and S. Schacht, Phys. Rev. D **87**, no.1, 014024 (2013).
- [11] Y. Grossman and S. Schacht, JHEP **07**, 020 (2019).
- [12] I. Bediaga, T. Frederico and P. C. Magalhães, Phys. Rev. Lett. **131**, 051802 (2023).
- [13] A. Pich, E. Solomonidi and L. Vale Silva, Phys. Rev. D **108**, 036026 (2023).
- [14] L. Vale Silva, A. Pich and E. Solomonidi, Int. J. Mod. Phys. A **39**, 2442003 (2024).
- [15] M. Gavrilo, Y. Grossman and S. Schacht, Phys. Rev. D **109**, 033011 (2024).
- [16] S. Navas *et al.* [Particle Data Group], Phys. Rev. D **110**, 030001 (2024).
- [17] A. N. Kamal and R. Sinha, Phys. Rev. D **36**, 3510 (1987).
- [18] S. Banerjee *et al.* [Heavy Flavor Averaging Group (HFLAV)], [arXiv:2411.18639 [hep-ex]].
- [19] N. K. Nisar *et al.* [Belle], Phys. Rev. Lett. **112**, 211601 (2014).
- [20] A. Khodjamirian and A. A. Petrov, Phys. Lett. B **774**, 235-242 (2017).
- [21] A. Lenz, M. L. Piscopo and A. V. Rusov, JHEP **03**, 151 (2024).
- [22] U. Nierste, PoS **Beauty2019**, 048 (2020).
- [23] A. K. Nayak, R. Sinha, A. Karan and B. Grinstein, Phys. Rev. D **101**, 073001 (2020).
- [24] This is the precision with which the presence of NP should explain the observation.
- [25] Y. Grossman, A. L. Kagan and Y. Nir, Phys. Rev. D **75**, 036008 (2007).
- [26] G. Hiller, Y. Hochberg and Y. Nir, Phys. Rev. D **85**, 116008 (2012).
- [27] L. Calibbi, P. Paradisi and R. Ziegler, JHEP **06**, 052 (2013).
- [28] A. Dery and Y. Nir, JHEP **12**, 104 (2019).
- [29] M. Chala, A. Lenz, A. V. Rusov and J. Scholtz, JHEP **07**, 161 (2019).
- [30] S. Schacht, JHEP **03**, 205 (2023).
- [31] I. Adachi *et al.* [Belle-II], [arXiv:2505.02912 [hep-ex]].

* rsinha@hawaii.edu; sinha@imsc.res.in