
MEASURING PARTICIPANT CONTRIBUTIONS IN DECENTRALIZED FEDERATED LEARNING

A PREPRINT

✉ **Honoka Anada**

The University of Tokyo
honokaanada@is.s.u-tokyo.ac.jp

✉ **Tatsuya Kaneko**

Institute of Science Tokyo
kaneko@artic.iir.isct.ac.jp

✉ **Shinya Takamaeda-Yamazaki**

The University of Tokyo
RIKEN AIP
shinya@is.s.u-tokyo.ac.jp

ABSTRACT

Federated learning (FL) enables multiple clients to collaboratively train models without sharing their data. Measuring participant contributions in FL is crucial for incentivizing clients and ensuring transparency. While various methods have been proposed for contribution measurement, they are designed exclusively for centralized federated learning (CFL), where a central server collects and aggregates client models, along with evaluating their contributions. Meanwhile, decentralized federated learning (DFL), in which clients exchange models directly without a central server, has gained significant attention for mitigating communication bottlenecks and eliminating a single point of failure. However, applying existing contribution measurement methods to DFL is challenging due to the presence of multiple global models and the absence of a central server. In this study, we present novel methodologies for measuring participant contributions in DFL. We first propose DFL-Shapley, an extension of the Shapley value tailored for DFL, adapting this widely used CFL metric to decentralized settings. Given the impracticality of computing the ideal DFL-Shapley in real-world systems, we introduce DFL-MR, a computable approximation that estimates overall contributions by accumulating round-wise Shapley values. We evaluate DFL-Shapley and DFL-MR across various FL scenarios and compare them with existing CFL metrics. The experimental results confirm DFL-Shapley as a valid ground-truth metric and demonstrate DFL-MR's proximity to DFL-Shapley across various settings, highlighting their effectiveness as contribution metrics in DFL.

Keywords Decentralized federated learning · contribution evaluation · Shapley value

1 Introduction

Federated learning (FL) [1–3], which enables multiple clients to collaboratively train a machine learning model without sharing their data, has gained significant attention in recent years. Its promising applications span various domains, including autonomous vehicles [4, 5] and healthcare [6–8]. The predominant paradigm in this field is centralized federated learning (CFL) [1, 9], where a central model server is responsible for distributing models to clients and aggregating their updates. In CFL, each client trains the model received from the server and then transmits the model update back to the server. However, this centralized structure introduces several challenges: the server can become a communication bottleneck, a single point of failure, and a potential security risk, as it collects model updates from all clients. Moreover, a highly trustworthy central server is required, which may not always be feasible in real-world deployments.

To address these drawbacks, *decentralized* federated learning (**DFL**) has emerged recently as an alternative approach [10–12]. Unlike CFL, DFL eliminates the need for a central server by allowing clients to directly exchange and

aggregate trained models with one another. In the typical DFL framework, each client iteratively trains its local model, shares it with neighboring clients, and aggregates the received models.

Measuring each participant’s contribution is a crucial aspect of FL. One primary objective is the development of an *incentive mechanism* [13–21], which rewards clients based on their contributions to model training. Such mechanisms help mitigate the issue of free-riders, or clients that participate without expending sufficient computational or data resources to model training. Additionally, contribution evaluation is also useful to dynamically adapt the aggregation weights for faster convergence and robustness to clients’ heterogeneity [22–25], and to enhance the transparency of the training process. Therefore, various contributions evaluation methods have been proposed in the prior studies [26–32].

Among various approaches, Shapley value-based methods [26–29, 33] are the most widely used for contribution evaluation. The Shapley value [33] quantifies a client’s contribution by averaging its marginal impact across all possible client subsets. However, computing the exact Shapley value requires rerunning the entire FL process for every subset of clients, which is only feasible in software *simulation-based environments* using deep learning frameworks. To enable contribution assessment in *real-world deployments*, many studies have focused on developing approximations of the Shapley value computable on real FL systems [26–29].

Contribution evaluation is equally important in DFL. Some DFL frameworks [34–36] introduce a coordinator server to manage the system, where an incentive mechanism can be established by allowing the coordinator to distribute rewards. Alternatively, a fully decentralized system could enable clients to exchange rewards directly with one another. Even in scenarios where an incentive mechanism is not feasible, contribution evaluation remains critical for adaptive weighting or ensuring transparency and explainability of the DFL process.

Nevertheless, no studies have proposed contribution evaluation methods for DFL, and existing approaches are not directly applicable. While the original Shapley value remains computationally feasible in simulation-based DFL, its definition can lead to *topology-induced contribution bias*; in other words, variations in network topology alter client connectivity, potentially causing marginal contribution calculations to inadvertently include indirect effects from other clients. In contrast, existing Shapley value approximations for real-world deployments fail to address both fundamental characteristics of DFL: decentralized model initialization at each round and the lack of a central server with a complete model history.

Given this issue, we propose novel methodologies for measuring participant contributions in DFL in this study. We consider two distinct scenarios that contribution evaluation methods must address, simulation-based environments and real-world deployments, where the Shapley value and its computable approximations have been proposed in CFL for respective scenarios. To adapt these concepts to DFL, we introduce **DFL-Shapley** for simulation-based environments by extending the Shapley value’s definition to resolve the topology-induced contribution bias problem, and **DFL-MR** for real-world deployments, overcoming the aforementioned two limitations of existing Shapley value approximations.

In simulation-based scenarios, the Shapley value is expected to be suitable for DFL due to its prevalence in CFL. However, it is not directly applicable to DFL due to the aforementioned topology-induced contribution bias issue. To address this, we propose DFL-Shapley, a modified version of the Shapley value designed to overcome these limitations and enable effective contribution evaluation in DFL.

Meanwhile, DFL-MR is an approximation of DFL-Shapley that is computationally feasible in practical DFL settings. In DFL-MR, we consider a vector named *Federated Contribution Vector (FCV)* associated with each intermediate model during the DFL process, representing each client’s contribution to the model. DFL-MR enables each client to compute contributions across the entire DFL system using only its own model history by exchanging FCVs with other clients and incorporating received FCVs into its own at the next round. Furthermore, the FCV update rule is designed to support decentralized model initialization at each round. After formally defining DFL-MR, we outline how each client can compute it in an actual DFL environment, demonstrating its practical feasibility.

We evaluate DFL-Shapley and DFL-MR across various FL scenarios, encompassing both CFL and DFL. Since no established contribution metric exists for DFL, we validate DFL-Shapley by comparing it with the Shapley value in CFL. For DFL-MR, we assess its effectiveness by comparing it with DFL-Shapley under diverse DFL scenarios, showing that it provides a sufficient approximation across all settings. Beyond data distribution, DFL-Shapley and DFL-MR effectively capture the impact of network topology, a unique factor in DFL, highlighting the novelty of our proposed methods. To enhance the reliability of DFL-Shapley and DFL-MR, we analyze how their values change with training data quality and quantity, showing that contributions increase as both improve.

The remainder of this paper is organized as follows: Section 2 provides the necessary background, including the definitions of DFL and the Shapley value, along with a review of related work. Section 3 defines the assumed system model and requirements for the proposed contribution metrics. Section 4 presents DFL-Shapley, while Section 5

introduces DFL-MR. Section 6 details our experimental setup, presents results, and discusses key findings. Finally, Section 7 concludes the paper.

2 Background and Related Work

2.1 Notation and Definitions

We define the notations used throughout this paper as follows:

- The model parameter obtained by training a given model with parameter θ on a dataset \mathcal{D} is denoted as $\text{TRAIN}(\theta, \mathcal{D})$. In this notation, we do not specify the number of training epochs or hyperparameters (e.g., learning rate), as the contribution metrics introduced in this paper are not affected by these factors.
- The accuracy of a model θ evaluated on a dataset \mathcal{D} is denoted as $\text{EVALUATE}(\theta, \mathcal{D})$.
- The i -th element of a vector \mathbf{x} is denoted as $\mathbf{x}(i)$.

2.2 Centralized Federated Learning (CFL)

CFL is the most standard approach in FL, where a central server coordinates the entire training process. The detailed procedure of a typical CFL scenario is described in Algorithm 1. The training consists of T rounds in total. We denote the set of participating clients as $N := \{1, 2, \dots, n\}$, where each client $i \in N$ has its own local training dataset \mathcal{D}_i .

In each round, the server first sends the current model to a selected subset of clients [9, 37]. These clients then perform local training using their respective datasets and send their model updates back to the server. The server subsequently aggregates the received updates to produce the global model for the next round. While various model aggregation techniques have been proposed in previous studies, the most commonly used one is federated averaging (FedAvg) [1], whose operation can be generalized as a weighted average of the models, as shown in the line 7 in Algorithm 1.

Algorithm 1 Procedure of the server and each client $i \in N$ in a typical centralized federated learning (CFL) scenario.

```

1: Server:
2:  $\theta^{(0)} \leftarrow$  Initial model parameter
3: for each round  $t$  from 0 to  $T - 1$  do
4:   Select a subset of clients  $N^{(t)} \subseteq N$  who join this round
5:   Send  $\theta^{(t)}$  to each client  $i$  in  $N^{(t)}$ 
6:   Receive  $\Delta\theta_i^{(t+\frac{1}{2})}$  from each client  $i$  in  $N^{(t)}$ 
7:    $\theta^{(t+1)} \leftarrow \theta^{(t)} + \frac{\sum_{i \in N^{(t)}} w_i^{(t)} \Delta\theta_i^{(t+\frac{1}{2})}}{\sum_{i \in N^{(t)}} w_i^{(t)}}$ 
8: end for
9:
10: Client  $i$ :
11: while true do
12:   Wait until receiving a model  $\theta$  from the server
13:    $\Delta\theta \leftarrow \text{TRAIN}(\theta, \mathcal{D}_i) - \theta$ 
14:   Send  $\Delta\theta$  to the server
15: end while
```

2.3 Decentralized Federated Learning (DFL)

In contrast to CFL, DFL [10–12] eliminates the need for a central server to distribute and aggregate models. Instead, clients communicate directly with one another to exchange and update their models collaboratively.

Algorithm 2 outlines the most common training procedure in DFL adopted by most of the prior studies [6, 11, 12, 34–36, 38–43]. As in CFL, the DFL process consists of T rounds, and the set of clients is denoted as $N := \{1, 2, \dots, n\}$, where each client $i \in N$ possesses a local training dataset \mathcal{D}_i . In each round, clients perform local model training, model exchange, and aggregation in sequence.

Let $\theta_i^{(t)}$ denote the model held by client i at the beginning of round t . Each client i first trains this model using its local dataset \mathcal{D}_i , producing an updated model $\theta_i^{(t+\frac{1}{2})}$. The client then sends this trained model to a designated set of

clients, $N_{\text{out}}^{(i,t)}$, while simultaneously receiving models from another set of clients, $N_{\text{in}}^{(i,t)}$. Finally, the client aggregates the received models along with its own trained model to obtain the model for the next round, $\theta_i^{(t+1)}$. The aggregation is typically formulated as the weighted average of the models as in the line 6, while some studies set a larger weight to the client's own model [40], unlike the original FedAvg. Hereafter, we denote the set of clients whose models are aggregated by client i in the round t as $N^{(i,t)}$ for simplicity, which is identical to $N_{\text{in}}^{(i,t)} \cup \{i\}$.

Algorithm 2 Procedure of each client $i \in N$ in a typical decentralized federated learning (DFL) scenario.

```

1:  $\theta_i^{(0)} \leftarrow$  Initial model parameter
2: for each round  $t$  from 0 to  $T - 1$  do
3:    $\theta_i^{(t+\frac{1}{2})} \leftarrow \text{TRAIN}(\theta_i^{(t)}, \mathcal{D}_i)$ 
4:   Send  $\theta_i^{(t+\frac{1}{2})}$  to each client  $j$  in  $N_{\text{out}}^{(i,t)}$ 
5:   Receive  $\theta_j^{(t+\frac{1}{2})}$  from each client  $j$  in  $N_{\text{in}}^{(i,t)}$ 
6:    $\theta_i^{(t+1)} \leftarrow \frac{\sum_{j \in N^{(i,t)}} w_j^{(i,t)} \theta_j^{(t+\frac{1}{2})}}{\sum_{j \in N^{(i,t)}} w_j^{(i,t)}}$ 
7: end for

```

The selection of model exchange partners, represented by $N_{\text{in}}^{(i,t)}$ and $N_{\text{out}}^{(i,t)}$, varies across studies. Some approaches have clients exchange models with all other clients, i.e., $N_{\text{in}}^{(i,t)} = N_{\text{out}}^{(i,t)} = N \setminus \{i\}$ [38, 39], while others restrict exchanges to subsets of clients [6, 11, 40, 41, 43, 44]. Some studies introduce time-varying network topologies [36, 43] or dynamic models that adjust exchange partners over time [34, 36], making $N_{\text{in}}^{(i,t)}$ and $N_{\text{out}}^{(i,t)}$ time-dependent. While most studies assume $N_{\text{in}}^{(i,t)}$ and $N_{\text{out}}^{(i,t)}$ are identical, some explore directed topologies where they differ [36, 41]. However, in this study, we propose methodologies that are applicable regardless of the choices of $N_{\text{in}}^{(i,t)}$ and $N_{\text{out}}^{(i,t)}$, ensuring robustness across various DFL scenarios introduced in the former studies.

Meanwhile, some prior DFL studies adopt alternative learning paradigms, such as Bayesian deep learning [10, 45] and gradient boosting [46]. However, we exclude these from our scope, as their contribution evaluation requires fundamentally different methodologies.

2.4 Contribution Evaluation in CFL

Evaluating each client's contribution is essential in FL for various reasons, such as developing an incentive mechanism [13, 14], dynamically adapting the aggregation weights [22, 23], and enhancing the transparency of the training process.

Therefore, numerous methods for evaluating client contributions in FL have been proposed. Some approaches leverage game-theoretic metrics, such as LeaveOneOut [28, 47] and LeastCore [30, 48], while others estimate contributions based on client-reported statistics [16, 19], dataset prototypes [31, 49], analysis using a shared model [25, 50], or the similarity between clients' model updates [14, 25, 32, 51, 52].

Among these methods, Shapley value-based approaches have been the predominant framework for contribution measurement [22–33, 47, 49–56]. The Shapley value, originally introduced for profit allocation in cooperative games, provides a mathematically principled and fair way to distribute rewards based on participants' marginal contributions while satisfying efficiency, symmetry, additivity, and fairness principles [33]. Given these desirable properties and prevalence, this study focuses on Shapley value-based contribution evaluation methodologies.

Evaluating client contributions in FL requires addressing two distinct scenarios: (1) simulation-based assessment and (2) real-world assessment. Simulation environments offer full control over training conditions, allowing users to rerun the FL process with varying settings, modify client behaviors, and access all models and datasets. Due to these flexibilities, contributions measured in simulation-based methodologies are expected to serve as the ground truth. In contrast, real-world systems impose strict constraints, such as limited access to models and datasets and the inability to restart training arbitrarily.

The original Shapley value formulation [26, 33] is well-suited for the simulation-based scenario, as it relies on retraining with all possible subsets of participants. However, this approach is impractical for real-world deployments due to its prohibitive computational cost. To address this limitation, numerous studies propose approximation techniques that make Shapley value computation feasible in practical settings [23, 24, 26–29, 55].

In this section, we first introduce the Shapley value and then examine these approximation methodologies in detail.

2.4.1 Shapley Value

The Shapley value [33] was originally introduced as a metric for fairly evaluating the contribution of each participant in a cooperative game.

Consider a cooperative game with a set of participants denoted as $N := \{1, 2, \dots, n\}$. Let $u(S)$ represent the utility of a participant subset $S \subseteq N$, which corresponds to the overall profit when the game is played with only the subset S . The contribution of participant i is then defined as:

$$\phi(i) := \sum_{S \subseteq N \setminus \{i\}} \frac{u(S \cup \{i\}) - u(S)}{\binom{|N|-1}{|S|}} \quad (1)$$

When applying the Shapley value to FL, $u(S)$ is typically defined as the final model accuracy when the entire training process is performed using only the client subset S [26, 27]. However, computing $u(S)$ in this manner requires re-executing the entire FL process for multiple subsets, which is infeasible in real-world FL systems. The only feasible way to compute the Shapley value exactly is to use a simulator, where rerunning the FL repeatedly with different client combinations is feasible.

Even in a simulated environment, exact computation requires running the full training process 2^n times, making it impractical when the number of clients n is large. To address this issue, several studies have proposed efficient approximations [54, 57–59]. Some studies [57–59] accumulate the marginal contributions $u(S \cup \{i\}) - u(S)$ with Monte-Carlo-sampled S until convergence. Meanwhile, Jia et al. [54] apply an idea of group testing [60] to the efficient Shapley value approximation.

2.4.2 Approximations of the Shapley Value for Real-World Deployments

Given the infeasibility of exact Shapley value computation in real-world FL systems and the high computational overhead in simulators, many studies focus on developing lightweight approximations that can be efficiently computed.

A widely adopted approach is to estimate the overall contribution by accumulating round-wise Shapley values over multiple training rounds [23, 24, 26–29, 55]. For example, in MR [26], the contribution of client i is defined as:

$$\phi_i := \sum_{t=0}^{T-1} \lambda^t \phi_i^{(t)} \quad (2)$$

where $\phi_i^{(t)}$ represents the round-wise Shapley value for client i and is normalized such that $\sum_{i \in N} \phi_i^{(t)} = 1$. The round-wise Shapley value is computed by redefining $u(S)$ in Equation 1 as the accuracy of the model obtained when aggregation is performed using only the models from the client subset S in round t .

$$u^{(t)}(S) = \text{EVALUATE} \left(\theta^{(t)} + \frac{\sum_{i \in S} w_i^{(t)} \Delta \theta_i^{(t+\frac{1}{2})}}{\sum_{i \in S} w_i^{(t)}}, \mathcal{D}_{\text{test}} \right) \quad (3)$$

Since the central server can compute the round-wise Shapley value directly from the model updates received from clients, this approach is feasible in real FL systems, unlike the exact Shapley value computation. The parameter $\lambda \in (0, 1]$ is a hyperparameter called *decay parameter*, which accounts for the diminishing impact of later training rounds on model accuracy.

However, computing the round-wise Shapley value requires evaluating 2^n models per round, leading to high computational costs. To mitigate this, several studies have proposed optimizations for MR [27, 29]. TMR [29] reduces computation by stopping the accumulation of round-wise Shapley values once sufficient convergence is reached. GTG-Shapley [27] applies an enhanced Monte Carlo sampling-based approximation as well as early termination similar to TMR.

Another approach for approximating the Shapley value involves the pseudo-reconstruction of models to simulate FL with different client subsets. In OR [26], the server retains all model updates received from clients and reconstructs models using only the updates from a given subset of clients S . The server then calculates Shapley values by treating these pseudo-reconstructed models as if they were trained exclusively with the corresponding client subsets.

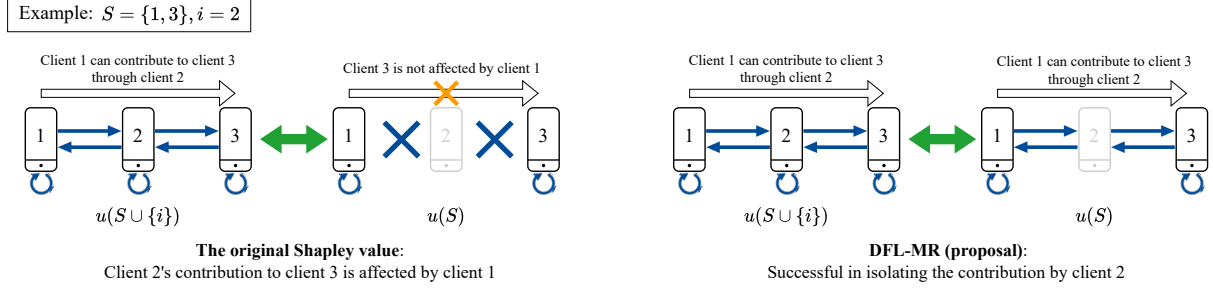


Figure 1: Comparison of the original Shapley value and DFL-Shapley. The key difference is in $u(S)$, the final model accuracy with client subset S . The original Shapley value assumes clients outside S neither train nor exchange models, causing unrealistic contributions in DFL. DFL-Shapley fixes this by allowing model exchange among those clients, leading to a more natural evaluation.

3 Problem Formulation

In this study, we adopt the DFL scheme described in Algorithm 2 as our target system model. Our objective is to derive a vector $\phi_i \in \mathbb{R}^n$ for each client's final model $\theta_i^{(T)}$, where the j -th element of ϕ_i quantifies client j 's contribution to $\theta_i^{(T)}$. This vector is normalized such that its elements sum to one.

As discussed in Section 2.4, contribution evaluation in DFL must address two scenarios: (1) **simulation-based environments**, which allow rerunning DFL simulations under different settings, and (2) **real-world deployments**, which impose additional constraints. Our goal is to develop methods for respective cases.

Regarding real-world deployments, the contribution evaluation must operate within the DFL framework defined in Section 2.3 without rerunning the training process. We also assume *all clients are honest* and always send the correct models and statistics. Additionally, we define the following set of requirements for this scenario:

- Each client i can compute contributions solely based on the models and statistics received from its model exchange partners $N_{\text{in}}^{(i,t)}$ during the model exchange phase in each round.
- Clients cannot exchange datasets, as doing so would contradict the fundamental principle of FL, which ensures data privacy and decentralization.
- Each client possesses a test dataset $\mathcal{D}_{\text{test}}$, which is identical across all clients. This shared dataset serves as a common reference for computing contribution indices.
- The goal of each client i is to evaluate the contributions of other clients to its own model ϕ_i .

In CFL, the Shapley value and its approximations have been proposed to address the two evaluation scenarios. However, both approaches face fundamental challenges that prevent their direct application to DFL, which are explained in detail in the following sections.

4 DFL-Shapley: Extension of the Shapley Value for DFL

In this section, we propose DFL-Shapley as a ground-truth contribution metric for DFL, which can be computed through simulation-based evaluation. We first discuss why the well-accepted definition of the Shapley value, as described in Section 2.4.1, cannot be directly applied to DFL using an example. We then introduce the definition of DFL-Shapley, which adapts the Shapley value to the decentralized nature of DFL while preserving its fundamental properties.

4.1 Challenges in Applying the Original Shapley Value to DFL

As described in Section 2.4.1, the final model accuracy when only a subset of clients S participates in FL, which is denoted as $u(S)$ in Equation 1, is central to computing the Shapley value. However, the definition of "when only a client subset S participates in FL" is ambiguous. Specifically, it is unclear how the clients not included in S should behave when simulating FL to compute $u(S)$.

In FL, participating clients perform several other operations besides model training. In CFL, clients send the model update to the server. In DFL, clients exchange the trained models, and also aggregate received models to obtain the

next-round model. While it is evident that clients outside S should not train models, whether they should still exchange or aggregate models is an open question.

In prior studies applying the Shapley value to CFL, the most common assumption is that clients not in S neither train their models nor send their updates to the central server, meaning their models are entirely excluded from the aggregation by the server.

However, applying the same assumption to DFL can lead to inconsistencies in contribution evaluation. Consider a DFL system with three clients (1, 2, and 3) connected linearly in this order, as shown in Figure 1. We evaluate $u(S \cup \{2\}) - u(S)$ with $S = \{1, 3\}$ from the viewpoint of client 3, which directly affects the Shapley value of client 2. The problem with the conventional Shapley value is that while client 1 indirectly contributes to client 3 through client 2 when client 2 is included in S , it does not contribute when client 2 is not in S since, in that case, client 2 does not send models to others. Therefore, $u(S \cup \{2\}) - u(S)$ reflects the contributions of both client 1 and client 2, causing the evaluated contribution of client 2 to be influenced by the behavior of client 1. This example illustrates why the original Shapley value is unsuitable for DFL scenarios, emphasizing the need for an alternative approach.

4.2 Definition of DFL-Shapley

To resolve the inconsistency discussed above, it is appropriate to define $u(S)$ as the final model accuracy when each client behaves as follows:

- If the client is included in S , it performs model training, exchanges models, and aggregates received models as usual.
- If the client is *not* included in S , instead of eliminating the client itself, it is replaced by a dummy client who *never* trains its own model but continues to send its model, receive models from other clients, and aggregate them as usual.

This definition of DFL-Shapley resolves the inconsistency presented in the example in Figure 1. In DFL-Shapley, client 1 always indirectly contributes to client 3, regardless of whether client 2 is included in S , because clients outside S continue to perform model exchange and aggregation as usual. As a result, $u(S \cup \{2\}) - u(S)$ accurately reflects the isolated contribution of client 2, aligning the evaluated contribution with the intended intuition.

Algorithm 3 shows the procedure of computing DFL-Shapley in a simulator. DFL-Shapley can be computed by repeatedly simulating the DFL with each subset S of clients. This process is only feasible in a simulator, showing its incompatibility in real-world DFL systems.

5 DFL-MR: Multi-Rounds Reconstruction-Based Algorithm for DFL

In this section, we describe our proposed contribution evaluation metric computable on a real-world setting defined in Section 3, which is named DFL-MR. The MR in the name stems from the fact that this method is derived from the contribution evaluation method MR [26] in CFL. We first formulate the definition of DFL-MR, after which we demonstrate its computation procedure in DFL systems defined in Section 2.3 as an example to show its computability in actual FL systems.

5.1 Challenges in Applying the Existing Shapley Value Approximations to DFL

While numerous Shapley value-based methods have been proposed for contribution evaluation in real-world FL scenarios, as introduced in Section 2.4.2, their direct application to DFL remains challenging.

To be applicable in DFL, contribution evaluation methods must account for the following two fundamental characteristics of DFL:

- **(1) Decentralized model initialization at each round:** In CFL, all clients begin each training round from a common global model $\theta^{(t)}$ provided by the central server. In contrast, DFL lacks a globally synchronized model; each client i maintains its own local model $\theta_i^{(t)}$ and begins training from this model at each round.
- **(2) Absence of a central aggregator with complete knowledge:** In CFL, the central server maintains a complete history of model updates, which can be used for computing contributions. However, in DFL, no single entity has access to the full training history; each client only retains its own model updates and those received from its immediate neighbors.

Algorithm 3 Procedure to compute DFL-Shapley in DFL in a simulated environment.

```

1: function SIMULATEDFLWITHSUBSET( $S$ )
2:   for each client  $i \in N$  in parallel do
3:      $\theta_i^{(0)} \leftarrow$  Initial model parameter
4:     for each round  $t$  from 0 to  $T - 1$  do
5:       if  $i \in S$  then
6:          $\theta_i^{(t+\frac{1}{2})} \leftarrow \text{TRAIN}(\theta_i^{(t)}, \mathcal{D}_i)$ 
7:       else
8:          $\theta_i^{(t+\frac{1}{2})} \leftarrow \theta_i^{(t)}$ 
9:       end if
10:      Send  $\theta_i^{(t+\frac{1}{2})}$  to each client  $j$  in  $N_{\text{out}}^{(i,t)}$ 
11:      Receive  $\theta_j^{(t+\frac{1}{2})}$  from each client  $j$  in  $N_{\text{in}}^{(i,t)}$ 
12:       $\theta_i^{(t+1)} \leftarrow \frac{\sum_{j \in N^{(i,t)}} w_j^{(i,t)} \theta_j^{(t+\frac{1}{2})}}{\sum_{j \in N^{(i,t)}} w_j^{(i,t)}}$ 
13:    end for
14:  end for
15:  return [EVALUATE( $\theta_1^{(T)}, \mathcal{D}_{\text{test}}$ ),  $\dots$ ,
16:  EVALUATE( $\theta_n^{(T)}, \mathcal{D}_{\text{test}}$ )]
17: end function
18: for each subset  $S \in 2^N$  do
19:    $u_1(S), \dots, u_n(S) \leftarrow \text{SIMULATEDFLWITHSUBSET}(S)$ 
20: end for
21: for each client  $i \in N$  do
22:   Compute  $\phi_i(j)$  for each client  $j \in N$  using  $\{u_i(S)\}$  and Equation 1
23: end for

```

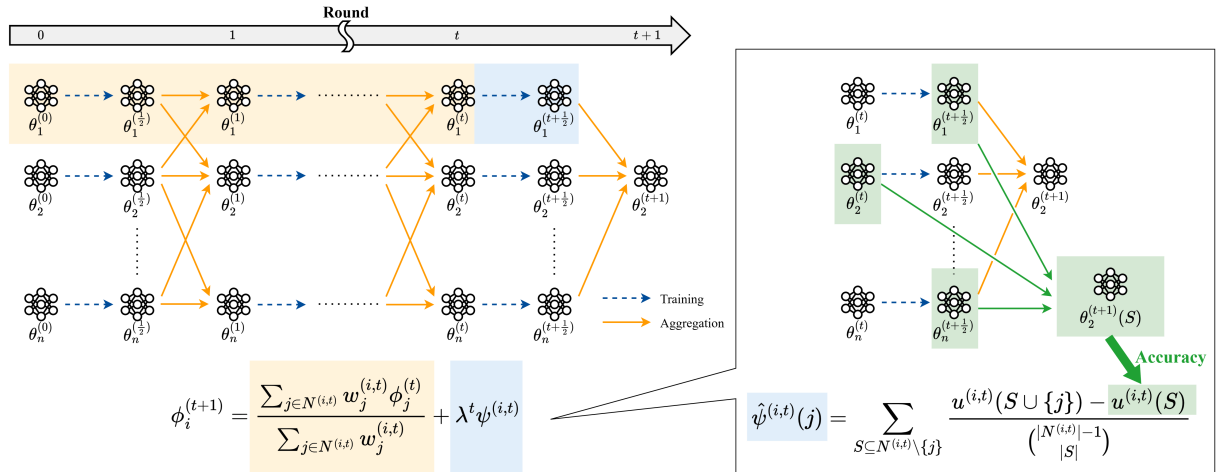


Figure 2: Overview of DFL-MR. On the left, the update rule for the Federated Contribution Vector (FCV), denoted as $\phi_i^{(t)} \in \mathbb{R}^n$, is illustrated. The two terms correspond to cumulative contributions until round $t - 1$ and isolated contributions in round t . On the right, the Local Contribution Vector (LCV), $\hat{\psi}_i^{(t)} \in \mathbb{R}^n$, represents each client's contribution in round t alone. The LCV is formulated as a round-wise Shapley value.

Existing Shapley value-based methods designed for CFL fail to satisfy both of these requirements and are, therefore, inapplicable to DFL in their current form.

Among existing approaches, those that accumulate round-wise Shapley values, such as MR [26] and GTG-Shapley [27], struggle with the decentralized model initialization in DFL. As shown in Equation 3, these methods compute Shapley values by evaluating model updates applied to a pre-training model $\theta^{(t)}$. However, this approach assumes that all clients begin each round from a common model $\theta^{(t)}$, which is not the case in DFL.

Similarly, methods that rely on pseudo-reconstruction of models using different client subsets, such as OR [26], fail to meet the second requirement. Pseudo-reconstruction requires a complete record of intermediate model updates, exchange history, and aggregation steps. In CFL, the central server provides this information. However, pseudo-reconstruction is inherently infeasible in DFL, where no client has global visibility into the entire training process.

To address these limitations, we propose a novel Shapley value approximation method for contribution evaluation in DFL that satisfies both of these fundamental requirements.

5.2 Formulation of DFL-MR

Figure 2 shows the overview of DFL-MR. In DFL-MR, we consider a vector named *Federated Contribution Vector (FCV)*, denoted as $\phi_i^{(t)} \in \mathbb{R}^n$, associated with each intermediate model $\theta_i^{(t)}$ during the DFL process, whose j -th element represents the cumulative contribution of client j to the model $\theta_i^{(t)}$. The FCV of each client's final model, $\phi_i^{(T)}$ reflects the overall contribution.

We set the FCV of the initial model, $\phi_i^{(0)}$, to zero. We can calculate $\phi_i^{(t+1)}$ using the FCV of the former round model $\phi_i^{(t)}$ as follows:

$$\phi_i^{(t+1)} = \frac{\sum_{j \in N^{(i,t)}} w_j^{(i,t)} \phi_j^{(t)}}{\sum_{j \in N^{(i,t)}} w_j^{(i,t)}} + \lambda^t \psi^{(i,t)} \quad (4)$$

Here, the *Local Contribution Vector (LCV)*, denoted as $\psi^{(i,t)} \in \mathbb{R}^n$, represents each client's contribution to the updated model $\theta_i^{(t+1)}$ *within the current round*. Specifically, the j -th element of $\psi^{(i,t)}$ quantifies the contribution of client j in round t . The intuition is that the first term represents the cumulative contribution of each client until the round $t-1$, modeled as the average of the FCVs of the models used in aggregation but without the local training in round t , whereas the second term represents the contribution in the round t . $\lambda \in (0, 1]$ denotes the *decay parameter*, which is inspired by MR [26] in CFL and is described in Section 2.4.2.

To compute $\psi^{(i,t)}$, we introduce an intermediate vector $\hat{\psi}^{(i,t)}$, whose j -th element is defined as follows:

$$\hat{\psi}^{(i,t)}(j) := \begin{cases} \sum_{S \subseteq N^{(i,t)} \setminus \{j\}} \frac{u^{(i,t)}(S \cup \{j\}) - u^{(i,t)}(S)}{\binom{|N^{(i,t)}| - 1}{|S|}}, & \text{if } j \in N^{(i,t)} \\ 0, & \text{if } j \notin N^{(i,t)} \end{cases} \quad (5)$$

where $N^{(i,t)}$ is the set of clients whose models are aggregated by client i in round t . If a client j 's model is not aggregated into $\theta_i^{(t+1)}$ in this round, its contribution is naturally set to zero, as its training does not influence the model $\theta_i^{(t+1)}$.

For clients to be aggregated in this round, namely clients in $N^{(i,t)}$, contributions are measured using a Shapley-value-based metric. The function $u^{(i,t)}(S)$ represents the accuracy of the model $\theta_i^{(t+1)}(S)$, the aggregation of the post-training models of clients in S and the pre-training models of those not in S . Mathematically, $\theta_i^{(t+1)}(S)$ and $u^{(i,t)}(S)$ are defined as:

$$\theta_i^{(t+1)}(S) := \frac{\sum_{j \in S} w_j^{(i,t)} \theta_j^{(t+\frac{1}{2})} + \sum_{j \in N^{(i,t)} \setminus S} w_j^{(i,t)} \theta_j^{(t)}}{\sum_{j \in N^{(i,t)}} w_j^{(i,t)}} \quad (6)$$

$$u^{(i,t)}(S) := \text{EVALUATE} \left(\theta_i^{(t+1)}(S), \mathcal{D}_{\text{test}} \right) \quad (7)$$

Finally, the LCV $\psi^{(i,t)}$ is obtained by normalizing $\hat{\psi}^{(i,t)}$ so that its elements sum to one.

Another possible approach in the LCV formulation is to compute $\theta_i^{(t+1)}(S)$ using only post-training models, as follows:

$$\theta_i^{(t+1)}(S) := \frac{\sum_{j \in S} w_j^{(i,t)} \theta_j^{(t+\frac{1}{2})}}{\sum_{j \in S} w_j^{(i,t)}} \quad (6')$$

However, this method incorporates all clients' cumulative contributions to the post-training model $\theta_i^{(t+\frac{1}{2})}$ into the LCV, which means it fails to isolate the specific contribution made in round t alone. In contrast, our approach isolates the contributions of round t by utilizing both pre-training and post-training models in the computation of $u^{(i,t)}(S)$.

5.3 Procedure for Computing DFL-MR in DFL

Algorithm 4 outlines each client's procedure for computing DFL-MR in a real DFL system. The key distinction from standard DFL, as described in Algorithm 2, is that each client transmits its pre-training model $\theta_i^{(t)}$ and the corresponding FCV $\phi_i^{(t)}$ as well as the post-training model $\theta_i^{(t+\frac{1}{2})}$ to its model exchange partners. These exchanged models and FCVs are required for accurately computing the FCV of the aggregated model. Although this approach may raise concerns about increased communication volume, the overhead can be significantly reduced by applying model compression techniques, such as quantization, as detailed in the Appendix.

To summarize, DFL-MR enables contribution evaluation in DFL through the following key innovations:

- Each model in DFL-MR is associated with an FCV, representing clients' cumulative contributions. These FCVs are exchanged with models during communication, allowing each client to integrate contribution information from non-neighboring clients into its own FCV.
- The update rule for FCVs, given in Equation 4, is specifically designed to accommodate the decentralized nature of DFL, where each client starts training from its own model $\theta_i^{(t)}$.

By addressing both fundamental challenges of DFL outlined in Section 5.1, DFL-MR provides the first viable solution for contribution assessment in DFL.

Algorithm 4 Procedure of each client to compute DFL-MR in DFL.

```

1:  $\theta_i^{(0)} \leftarrow$  Initial model parameter
2: for each round  $t$  from 0 to  $T - 1$  do
3:    $\theta_i^{(t+\frac{1}{2})} \leftarrow \text{TRAIN}(\theta_i^{(t)}, \mathcal{D}_i)$ 
4:   Send  $\theta_i^{(t+\frac{1}{2})}$ ,  $\theta_i^{(t)}$  and  $\phi_i^{(t)}$  to each client  $j$  in  $N_{\text{out}}^{(i,t)}$ 
5:   Receive  $\theta_j^{(t+\frac{1}{2})}$ ,  $\theta_j^{(t)}$  and  $\phi_j^{(t)}$  from each client  $j$  in  $N_{\text{in}}^{(i,t)}$ 
6:    $\theta_i^{(t+1)} \leftarrow \frac{\sum_{j \in N^{(i,t)}} w_j^{(i,t)} \theta_j^{(t+\frac{1}{2})}}{\sum_{j \in N^{(i,t)}} w_j^{(i,t)}}$ 
7:   Evaluate  $u^{(i,t)}(S)$  for each client subset  $S \subseteq N^{(i,t)}$  using Equations 6 and 7
8:   Compute  $\phi_i^{(t+1)}$  using Equations 4 and 5
9: end for
```

6 Evaluation

In this section, we evaluate our proposed methods, DFL-Shapley and DFL-MR, across various FL scenarios, covering both CFL and DFL. We first validate DFL-Shapley by comparing it with the Shapley value in CFL (Section 6.2), and validate DFL-MR sufficiently approximates DFL-Shapley in various DFL settings (Section 6.3). Furthermore, we analyze the impact of dataset quality and quantity on contributions (Section 6.5).

6.1 Experimental Setup

We evaluate our proposed contribution evaluation methods, DFL-Shapley and DFL-MR, using a Python-based simulator. The target task is CIFAR-10 [61] image classification, and we employ a small convolutional neural network (CNN) as the model. We set the number of clients to five. While this is smaller than typical FL setups, scaling to a larger number of clients was infeasible due to the exponential computational cost of Shapley value calculation, which requires 2^n simulations of the entire FL procedure.

Following prior studies on contribution evaluation in CFL [26, 27], we divide the CIFAR-10 dataset into five different partitions, each serving as the training dataset \mathcal{D}_i for an individual client.

- iid: Each client receives an identically distributed dataset in terms of both size and label distribution.

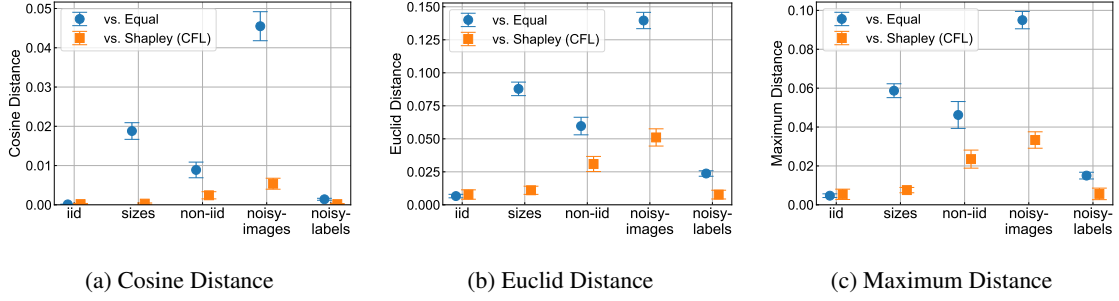


Figure 3: Distances of DFL-Shapley from the Shapley value in CFL scenarios. The distances of DFL-Shapley from the Shapley value in various CFL scenarios are consistently smaller than its distances from a vector where all clients are assigned equal contributions, across all three distance metrics.

- **non-iid**: Each client receives an equal-sized dataset, but label distributions vary. Specifically, labels $2i - 1$ and $2i$ each constitute 40% of \mathcal{D}_i , while the remaining labels each constitute 2.5%.
- **sizes**: Each client receives data with the same label distribution but different dataset sizes, following a 2-3-4-5-6 ratio.
- **noisy-images**: Each dataset contains images corrupted by Gaussian noise of varying intensity, with standard deviations $\sigma = 0, 0.05, 0.1, 0.15$, and 0.2 each.
- **noisy-labels**: Each dataset contains incorrect labels with different ratios, which are set to 0, 0.05, 0.1, 0.15, and 0.2 for each client.

Beyond data distribution, we also vary the network topology, a factor unique to DFL. We evaluate the following four topologies: fixed ring topology (**ring**), fully connected topology (**fc**), fixed radial topology (**star**), and the topology changing in each round (**dynamic**).

We follow the system models of CFL and DFL defined in Sections 2.2 and 2.3, assuming simple averaging for aggregation. In CFL, the server selects all clients in each round. In DFL, we consider a bidirectional network topology where each client exchanges models with its adjacent clients. While $N_{\text{in}}^{(i,t)}$ and $N_{\text{out}}^{(i,t)}$ remain identical, they may change over time.

Following prior studies [26, 27], we use the following three distance metrics to evaluate the similarity between obtained contribution metrics:

- Cosine distance: $D_{\text{cos}}(\phi, \phi') := 1 - \frac{\phi \cdot \phi'}{\|\phi\| \|\phi'\|}$
- Euclidean distance: $D_{\text{euclid}}(\phi, \phi') := \|\phi - \phi'\|$
- Maximum distance: $D_{\text{max}}(\phi, \phi') := \max_{j \in [1, n]} |\phi(j) - \phi'(j)|$

To compare contribution metrics between CFL and DFL or between two DFL settings, we compute the distance as the average of the column-wise distances calculated using the above formulas.

For each experiment, we repeat the evaluation five times under identical conditions and report the mean and standard deviation of the resulting distances.

6.2 Validity of DFL-Shapley in CFL

First, we assess the validity of DFL-Shapley as a ground-truth contribution index for DFL. Since no contribution evaluation method has been proposed for DFL, it is not possible to directly validate DFL-Shapley by comparing it against a well-established metric in DFL.

Although DFL inherently differs from CFL due to the absence of a central server, there exist conditions under which the two approaches yield identical training results. In particular, DFL effectively reduces to CFL when the following conditions hold:

- Each client exchanges models with all other clients in every training round, i.e., $N_{\text{in}}^{(i,t)} = N_{\text{out}}^{(i,t)} = N \setminus \{i\}$.
- The aggregation formula is identical across all clients and matches that of the CFL setting.

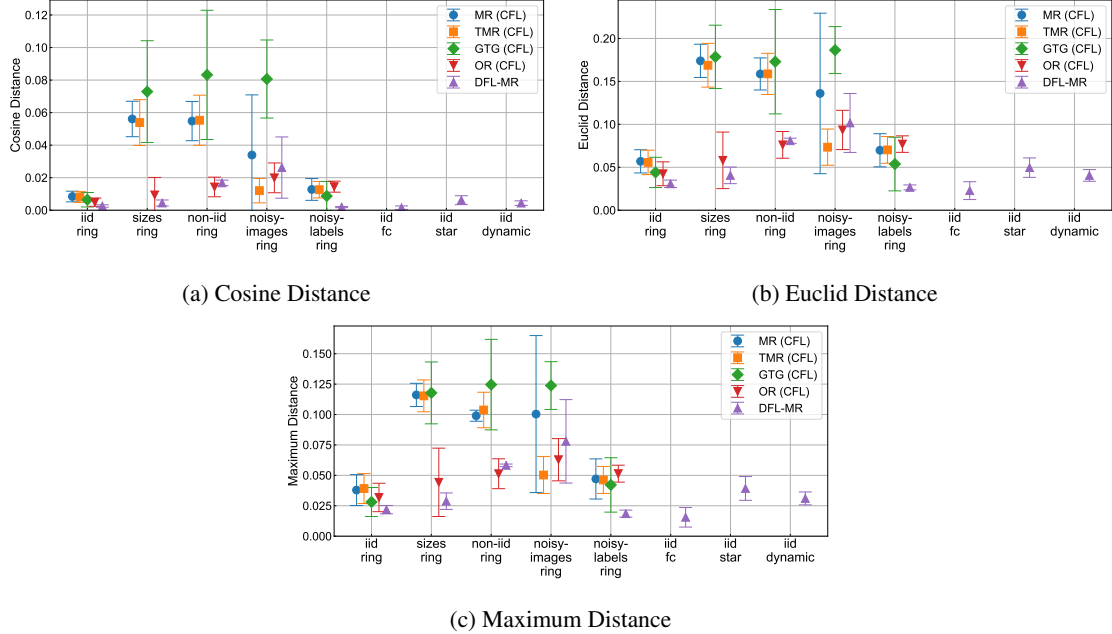


Figure 4: Distances of DFL-MR from DFL-Shapley are compared with distances of existing methods in CFL from the Shapley value. DFL-MR exhibits sufficiently small distances from DFL-Shapley in various DFL scenarios. These distances are smaller than or equivalent to those of Shapley value approximations (MR, TMR, GTG-Shapley, and OR) in corresponding CFL scenarios.

Consequently, in this study, we compare DFL-Shapley against the standard definition of the Shapley value in FL in scenarios where DFL and CFL are equivalent.

We compute the distance between DFL-Shapley and the original Shapley value for CFL, denoted as $D(\phi_{\text{DFL}}, \phi_{\text{CFL}})$, using the aforementioned three different distance metrics. For comparison, we also evaluate the distance between DFL-Shapley and a baseline where all clients are assigned equal contributions, represented by $\phi_{\text{equal}} = (0.2, 0.2, 0.2, 0.2, 0.2)^\top$.

Figure 3 presents the results of these evaluations. It shows that $D(\phi_{\text{DFL}}, \phi_{\text{CFL}})$ is consistently small. Moreover, this distance is substantially smaller than $D(\phi_{\text{DFL}}, \phi_{\text{equal}})$, except when the dataset distribution is iid, where the contributions of each client are expected to be equal, making ϕ_{DFL} closer to ϕ_{equal} . These results demonstrate that DFL-Shapley closely aligns with the original Shapley value, supporting its validity as a ground-truth contribution metric in DFL.

6.3 Proximity of DFL-MR to DFL-Shapley

Next, we evaluate DFL-MR across various DFL scenarios to demonstrate that it effectively approximates DFL-Shapley. We conduct experiments for the following eight scenarios:

- **(a)** DFL with the five dataset distributions previously discussed, using a fixed ring network topology.
- **(b)** DFL with the three network topologies (excluding ring), using a fixed iid dataset distribution.

In each scenario, we calculate the distance between DFL-MR and DFL-Shapley, denoted as $D(\phi_{\text{DFL-MR}}, \phi_{\text{DFL-Shapley}})$.

For experiment (a), we compare DFL-MR against the distance between existing methods for CFL and the Shapley value in CFL. For a fair comparison with DFL-MR, we select the methods that are based on the Shapley value and computationally feasible on real FL systems like DFL-MR. Based on these criteria, we select the following four methods: MR [26], TMR [29], GTG-Shapley [27], and OR [26], all of which are introduced in Section 2.4.

Figure 4 presents the evaluation results. Except in the noisy-images scenario, where TMR and OR slightly outperform DFL-MR, DFL-MR outperforms the other methods in most cases and shows comparable results in the remainder.

0.3098	0.2958	0.3132	0.2943	0.2668	0.2831	0.3207	0.2481	0.2470	0.2459	0.2464	0.2478
0.2663	0.2853	0.2451	0.2438	0.2516	0.2375	0.2282	0.2130	0.2135	0.2133	0.2127	0.2126
0.2027	0.2325	0.1759	0.1851	0.1955	0.2007	0.1833	0.2072	0.2076	0.2081	0.2079	0.2074
0.1331	0.1090	0.1495	0.1508	0.1567	0.1597	0.1544	0.1908	0.1907	0.1914	0.1919	0.1915
0.0880	0.0774	0.1163	0.1260	0.1294	0.1190	0.1134	0.1409	0.1412	0.1413	0.1411	0.1408
Shapley (CFL)	MR (CFL)	DFL-Shapley					DFL-MR				

(a) Contributions with `noisy-images` distribution and `ring` topology. As expected, the contribution values of later clients are smaller due to their noisier datasets. This pattern is consistently observed across all contribution metrics.

0.2373	0.2427	0.2439	0.2451	0.2456	0.2664	0.2664	0.2663	0.2663	0.2664
0.1890	0.2118	0.1806	0.1818	0.1791	0.1843	0.1848	0.1842	0.1842	0.1842
0.1929	0.1831	0.2125	0.1836	0.1839	0.1885	0.1883	0.1891	0.1883	0.1883
0.1878	0.1790	0.1788	0.2069	0.1792	0.1820	0.1819	0.1819	0.1826	0.1819
0.1930	0.1834	0.1841	0.1827	0.2122	0.1787	0.1786	0.1786	0.1786	0.1792
DFL-Shapley					DFL-MR				

(b) Contributions with `iid` distribution and `star` topology. Since client 1 is at the center of the star topology, its contribution should be higher than that of the other clients, whose contributions are expected to be nearly identical. Both DFL-Shapley and DFL-MR successfully meet this expectation.

Figure 5: Examples of the calculated contribution metrics. This figure shows the contribution values for each client. The value in the i -th row and j -th column represents client i 's contribution to client j 's model.

These findings demonstrate that DFL-MR achieves competitive or even superior performance in contribution evaluation, validating it as a computable approximation of DFL-Shapley.

6.4 Examples of Computed Contributions

We select two settings from the experiments in Section 6.3 and present the calculated contribution values in Figure 5.

Figure 5-(a) shows the measured contributions for the `noisy-images` dataset distribution and `ring` topology. In this scenario, we expect the contributions of earlier clients to be larger because they have less noisy datasets. This expectation is met by all four metrics, including DFL-Shapley and DFL-MR. Although DFL-MR has the largest distance from DFL-Shapley in this scenario, as shown in Figure 4, it still demonstrates sufficient similarity to both the intuitive expectations and DFL-Shapley.

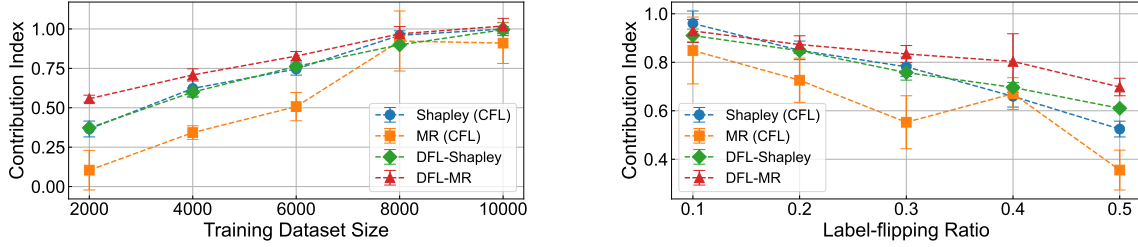
Figure 5-(b) shows the measured contributions for the `iid` dataset distribution and `star` topology. In this scenario, client 1 is expected to be the most influential as it is positioned at the center of the star topology and sends models to all other clients, while the other clients do only to client 1. The figure confirms that both DFL-Shapley and DFL-MR accurately reflect this expectation, capturing the impact of the network topology on client contributions. The dependency on the network topology is a unique characteristic of DFL, and these results highlight the novelty of our proposed methods.

6.5 Sensitivity Analysis of Contribution Metrics to Data Quantity and Quality

While evaluations in Section 6.2 show the DFL-Shapley's validity in scenarios equivalent to CFL, the validity of DFL-Shapley in other DFL scenarios remains unclear. However, a direct comparison against existing methods is not feasible due to the absence of reference metrics. Therefore, in this section, we analyze the sensitivity of DFL-Shapley and DFL-MR to data quantity and quality, assessing their validity in the context of DFL.

We conduct experiments in the DFL system model described in Section 6.1, using a `ring` network topology and `iid` data distribution. To examine the impact of both data quantity and quality, we modify the training dataset of client 1 in two ways:

- **Modifying dataset size.** We vary the size of client 1's training dataset. The contribution of client 1 is expected to increase as the dataset size increases.



(a) Sensitivity to training dataset size. The measured contributions increase as the size of the training dataset grows, as expected.

(b) Sensitivity to training dataset quality. As the label-flipping ratio increases, representing lower dataset quality, the measured contributions decrease.

Figure 6: Measured contribution value of a specific client with varying (a) quantity and (b) quality of this client's dataset.

- **Flipping labels.** We flip a portion of the labels in client 1's training dataset to control the dataset's quality. The contribution of client 1 is expected to decrease as the label-flipping ratio increases.

We evaluate each client's contribution using four metrics: the Shapley value and MR for CFL as baselines, along with the proposed DFL-Shapley and DFL-MR for DFL. The contribution of client 1 is computed and normalized by the average contributions of the other clients.

Figure 6 presents the results. Both DFL-Shapley and DFL-MR exhibit the expected sensitivity to changes in dataset size and label quality. This demonstrates that DFL-Shapley and DFL-MR are effective in incentivizing clients to use high-quality and sufficiently large datasets in DFL.

7 Conclusion

In this study, we proposed two methodologies for measuring participant contributions in DFL: DFL-Shapley and DFL-MR. DFL-Shapley is a variant of the Shapley value and is suitable as a ground-truth contribution index in simulation-based environments, yet it is incomputable in real-world DFL systems. Meanwhile, DFL-MR is an approximation of DFL-Shapley computable on real DFL systems, whose basic idea is accumulating round-wise Shapley values. We conducted thorough evaluations of DFL-Shapley and DFL-MR in various FL scenarios. We compared them against existing metrics in CFL, demonstrating their validity as contribution metrics in DFL.

While we believe our proposals will contribute to constructing an effective incentive mechanism in DFL and enhancing system transparency, further validation in more diverse DFL scenarios is expected to strengthen the reliability of our metrics. In particular, scalability in larger DFL systems remains an important aspect to be explored. Another promising direction for future work is ensuring robustness against malicious clients who send poisoned models or incorrect statistics. With these challenges addressed, DFL-Shapley and DFL-MR can further contribute to the development of more effective, fair, and reliable DFL systems.

Acknowledgment

This work is supported in part by JST CREST JPMJCR21D2.

References

- [1] Brendan McMahan, Eider Moore, Daniel Ramage, Seth Hampson, and Blaise Aguerre y Arcas. Communication-Efficient Learning of Deep Networks from Decentralized Data. In Aarti Singh and Jerry Zhu, editors, *Proceedings of the 20th International Conference on Artificial Intelligence and Statistics*, volume 54, pages 1273–1282. PMLR, 20–22 Apr 2017.
- [2] Tian Li, Anit Kumar Sahu, Ameet Talwalkar, and Virginia Smith. Federated Learning: Challenges, Methods, and Future Directions. *IEEE Signal Processing Magazine*, 37(3):50–60, May 2020.
- [3] Chen Zhang, Yu Xie, Hang Bai, Bin Yu, Weihong Li, and Yuan Gao. A survey on federated learning. *Knowledge-Based Systems*, 216:106775, March 2021.

- [4] Yijing Li, Xiaofeng Tao, Xuefei Zhang, Junjie Liu, and Jin Xu. Privacy-Preserved Federated Learning for Autonomous Driving. *IEEE Transactions on Intelligent Transportation Systems*, 23(7):8423–8434, July 2022.
- [5] Shiva Raj Pokhrel and Jinho Choi. A Decentralized Federated Learning Approach for Connected Autonomous Vehicles. In *2020 IEEE Wireless Communications and Networking Conference Workshops (WCNCW)*, pages 1–6, April 2020.
- [6] Songtao Lu, Yawen Zhang, and Yunlong Wang. Decentralized Federated Learning for Electronic Health Records. In *2020 54th Annual Conference on Information Sciences and Systems (CISS)*, pages 1–5, March 2020.
- [7] Theodora S. Brisimi, Ruidi Chen, Theofanie Mela, Alex Olshevsky, Ioannis Ch. Paschalidis, and Wei Shi. Federated learning of predictive models from federated Electronic Health Records. *International Journal of Medical Informatics*, 112:59–67, April 2018.
- [8] Nicola Rieke, Jonny Hancox, Wenqi Li, Fausto Milletari, Holger R. Roth, Shadi Albarqouni, Spyridon Bakas, Mathieu N. Galtier, Bennett A. Landman, Klaus Maier-Hein, Sébastien Ourselin, Micah Sheller, Ronald M. Summers, Andrew Trask, Daguang Xu, Maximilian Baust, and M. Jorge Cardoso. The future of digital health with federated learning. *npj Digital Medicine*, 3(1):1–7, September 2020.
- [9] Takayuki Nishio and Ryo Yonetani. Client Selection for Federated Learning with Heterogeneous Resources in Mobile Edge. In *ICC 2019 - 2019 IEEE International Conference on Communications (ICC)*, pages 1–7, May 2019.
- [10] Anusha Lalitha, Shubhanshu Shekhar, Tara Javidi, and Farinaz Koushanfar. Fully decentralized federated learning. In *Third workshop on bayesian deep learning (NeurIPS)*, volume 2, 2018.
- [11] Aurélien Bellet, Rachid Guerraoui, Mahsa Taziki, and Marc Tommasi. Personalized and private peer-to-peer machine learning. In *International conference on artificial intelligence and statistics*, pages 473–481. PMLR, 2018.
- [12] Abhijit Guha Roy, Shayan Siddiqui, Sebastian Pölsterl, Nassir Navab, and Christian Wachinger. BrainTorrent: A Peer-to-Peer Environment for Decentralized Federated Learning, May 2019.
- [13] Rongfei Zeng, Chao Zeng, Xingwei Wang, Bo Li, and Xiaowen Chu. Incentive Mechanisms in Federated Learning and A Game-Theoretical Approach. *IEEE Network*, 36(6):229–235, November 2022.
- [14] Jingwen Zhang, Yuezhou Wu, and Rong Pan. Incentive Mechanism for Horizontal Federated Learning Based on Reputation and Reverse Auction. In *Proceedings of the Web Conference 2021*, pages 947–956. Association for Computing Machinery, 2021.
- [15] Tra Huong Thi Le, Nguyen H. Tran, Yan Kyaw Tun, Minh N. H. Nguyen, Shashi Raj Pandey, Zhu Han, and Choong Seon Hong. An Incentive Mechanism for Federated Learning in Wireless Cellular Networks: An Auction Approach. *IEEE Transactions on Wireless Communications*, 20(8):4874–4887, August 2021.
- [16] Ningning Ding, Zhixuan Fang, and Jianwei Huang. Incentive Mechanism Design for Federated Learning with Multi-Dimensional Private Information. In *2020 18th International Symposium on Modeling and Optimization in Mobile, Ad Hoc, and Wireless Networks (WiOPT)*, pages 1–8, June 2020.
- [17] Wei Yang Bryan Lim, Zehui Xiong, Chunyan Miao, Dusit Niyato, Qiang Yang, Cyril Leung, and H. Vincent Poor. Hierarchical Incentive Mechanism Design for Federated Machine Learning in Mobile Networks. *IEEE Internet of Things Journal*, 7(10):9575–9588, October 2020.
- [18] Yufeng Zhan, Peng Li, Zhihao Qu, Deze Zeng, and Song Guo. A Learning-Based Incentive Mechanism for Federated Learning. *IEEE Internet of Things Journal*, 7(7):6360–6368, July 2020.
- [19] Han Yu, Zelei Liu, Yang Liu, Tianjian Chen, Mingshu Cong, Xi Weng, Dusit Niyato, and Qiang Yang. A Sustainable Incentive Scheme for Federated Learning. *IEEE Intelligent Systems*, 35(4):58–69, July 2020.
- [20] Yufeng Zhan, Jie Zhang, Zicong Hong, Leijie Wu, Peng Li, and Song Guo. A Survey of Incentive Mechanism Design for Federated Learning. *IEEE Transactions on Emerging Topics in Computing*, 10(2):1035–1044, April 2022.
- [21] Xuezhen Tu, Kun Zhu, Nguyen Cong Luong, Dusit Niyato, Yang Zhang, and Juan Li. Incentive Mechanisms for Federated Learning: From Economic and Game Theoretic Perspective. *IEEE Transactions on Cognitive Communications and Networking*, 8(3):1566–1593, September 2022.
- [22] Junhao Wang, Lan Zhang, Anran Li, Xuanke You, and Haoran Cheng. Efficient Participant Contribution Evaluation for Horizontal and Vertical Federated Learning. In *2022 IEEE 38th International Conference on Data Engineering (ICDE)*, pages 911–923, May 2022.

- [23] Zuoqi Tang, Feifei Shao, Long Chen, Yunan Ye, Chao Wu, and Jun Xiao. Optimizing Federated Learning on Non-IID Data Using Local Shapley Value. In Lu Fang, Yiran Chen, Guangtao Zhai, Jane Wang, Ruiping Wang, and Weisheng Dong, editors, *Artificial Intelligence*, pages 164–175. Springer International Publishing, 2021.
- [24] Qiheng Sun, Xiang Li, Jiayao Zhang, Li Xiong, Weiran Liu, Jinfei Liu, Zhan Qin, and Kui Ren. ShapleyFL: Robust Federated Learning Based on Shapley Value. In *Proceedings of the 29th ACM SIGKDD Conference on Knowledge Discovery and Data Mining*, pages 2096–2108. Association for Computing Machinery, 2023.
- [25] Meirui Jiang, Holger R. Roth, Wenqi Li, Dong Yang, Can Zhao, Vishwesh Nath, Daguang Xu, Qi Dou, and Ziyue Xu. Fair Federated Medical Image Segmentation via Client Contribution Estimation. In *2023 IEEE/CVF Conference on Computer Vision and Pattern Recognition (CVPR)*, pages 16302–16311. IEEE, June 2023.
- [26] Tianshu Song, Yongxin Tong, and Shuyue Wei. Profit Allocation for Federated Learning. In *2019 IEEE International Conference on Big Data (Big Data)*, pages 2577–2586, February 2019.
- [27] Zelei Liu, Yuanyuan Chen, Han Yu, Yang Liu, and Lizhen Cui. GTG-Shapley: Efficient and Accurate Participant Contribution Evaluation in Federated Learning. *ACM Transactions on Intelligent Systems and Technology*, 13(4):1–21, August 2022.
- [28] Guan Wang, Charlie Xiaoqian Dang, and Ziyue Zhou. Measure Contribution of Participants in Federated Learning. In *2019 IEEE International Conference on Big Data (Big Data)*, pages 2597–2604, February 2019.
- [29] Shuyue Wei, Yongxin Tong, Zimu Zhou, and Tianshu Song. Efficient and Fair Data Valuation for Horizontal Federated Learning. In Qiang Yang, Lixin Fan, and Han Yu, editors, *Federated Learning: Privacy and Incentive*, pages 139–152. Springer International Publishing, 2020.
- [30] Tom Yan and Ariel D. Procaccia. If You Like Shapley Then You’ll Love the Core. *Proceedings of the AAAI Conference on Artificial Intelligence*, 35(6):5751–5759, May 2021.
- [31] Qi Guo, Minghao Yao, Zhen Tian, Saiyu Qi, Yong Qi, Yun Lin, and Jin Song Dong. Contribution Evaluation of Heterogeneous Participants in Federated Learning via Prototypical Representations, July 2024.
- [32] Meiying Zhang, Huan Zhao, Sheldon Ebron, and Kan Yang. Towards Fair, Robust and Efficient Client Contribution Evaluation in Federated Learning, February 2024.
- [33] Lloyd S Shapley. A value for n-person games. *Contribution to the Theory of Games*, 2, 1953.
- [34] Zhenheng Tang, Shaohuai Shi, Bo Li, and Xiaowen Chu. GossipFL: A Decentralized Federated Learning Framework With Sparsified and Adaptive Communication. *IEEE Transactions on Parallel and Distributed Systems*, 34(3):909–922, March 2023.
- [35] Li Chou, Zichang Liu, Zhuang Wang, and Anshumali Shrivastava. Efficient and Less Centralized Federated Learning. In Nuria Oliver, Fernando Pérez-Cruz, Stefan Kramer, Jesse Read, and Jose A. Lozano, editors, *Machine Learning and Knowledge Discovery in Databases. Research Track*, volume 12975, pages 772–787. Springer International Publishing, 2021.
- [36] Rohit Parasnis, Seyyedali Hosseinalipour, Yun-Wei Chu, Mung Chiang, and Christopher G. Brinton. Connectivity-Aware Semi-Decentralized Federated Learning over Time-Varying D2D Networks. In *Proceedings of the Twenty-fourth International Symposium on Theory, Algorithmic Foundations, and Protocol Design for Mobile Networks and Mobile Computing*, pages 31–40. Association for Computing Machinery, 2023.
- [37] Lei Fu, Huanle Zhang, Ge Gao, Mi Zhang, and Xin Liu. Client Selection in Federated Learning: Principles, Challenges, and Opportunities. *IEEE Internet of Things Journal*, 10(24):21811–21819, February 2023.
- [38] Shuzhen Chen, Dongxiao Yu, Yifei Zou, Jiguo Yu, and Xiuzhen Cheng. Decentralized Wireless Federated Learning With Differential Privacy. *IEEE Transactions on Industrial Informatics*, 18(9):6273–6282, September 2022.
- [39] Hao Ye, Le Liang, and Geoffrey Ye Li. Decentralized Federated Learning With Unreliable Communications. *IEEE Journal of Selected Topics in Signal Processing*, 16(3):487–500, April 2022.
- [40] Minghong Fang, Zifan Zhang, Hairi, Prashant Khanduri, Jia Liu, Songtao Lu, Yuchen Liu, and Neil Gong. Byzantine-Robust Decentralized Federated Learning. In *Proceedings of the 2024 on ACM SIGSAC Conference on Computer and Communications Security*, pages 2874–2888. Association for Computing Machinery, 2024.
- [41] Duong Thuy Anh Nguyen, Su Wang, Duong Tung Nguyen, Angelia Nedich, and H. Vincent Poor. Decentralized Federated Learning with Gradient Tracking over Time-Varying Directed Networks, September 2024.
- [42] Vansh Gupta, Alka Luqman, Nandish Chattopadhyay, Anupam Chattopadhyay, and Dusit Niyato. TravelingFL: Communication Efficient Peer-to-Peer Federated Learning. *IEEE Transactions on Vehicular Technology*, 73(4):5005–5019, April 2024.

- [43] Zexi Li, Jiaxun Lu, Shuang Luo, Didi Zhu, Yunfeng Shao, Yinchuan Li, Zhimeng Zhang, Yongheng Wang, and Chao Wu. Towards Effective Clustered Federated Learning: A Peer-to-Peer Framework With Adaptive Neighbor Matching. *IEEE Transactions on Big Data*, 10(6):812–826, February 2024.
- [44] Rong Dai, Li Shen, Fengxiang He, Xinmei Tian, and Dacheng Tao. DisPFL: Towards Communication-Efficient Personalized Federated Learning via Decentralized Sparse Training. In *Proceedings of the 39th International Conference on Machine Learning*, pages 4587–4604. PMLR, June 2022.
- [45] Anusha Lalitha, Osman Cihan Kilinc, Tara Javidi, and Farinaz Koushanfar. Peer-to-peer Federated Learning on Graphs, January 2019.
- [46] Valentina Zantedeschi, Aurélien Bellet, and Marc Tommasi. Fully decentralized joint learning of personalized models and collaboration graphs. In *International Conference on Artificial Intelligence and Statistics*, pages 864–874. PMLR, 2020.
- [47] Yihao Xue, Chaoyue Niu, Zhenzhe Zheng, Shaojie Tang, Chengfei Lyu, Fan Wu, and Guihai Chen. Toward understanding the influence of individual clients in federated learning. In *Proceedings of the AAAI Conference on Artificial Intelligence*, volume 35, pages 10560–10567, 2021.
- [48] Michael Kearns and Dana Ron. Algorithmic stability and sanity-check bounds for leave-one-out cross-validation. In *Proceedings of the tenth annual conference on Computational learning theory*, pages 152–162. Association for Computing Machinery, 1997.
- [49] Yi-Chung Chen, Hsi-Wen Chen, Shun-Gui Wang, and Ming-syan Chen. SPACE: Single-round Participant Amalgamation for Contribution Evaluation in Federated Learning. *Advances in Neural Information Processing Systems*, 36:6422–6441, December 2023.
- [50] Yong Wang, Kaiyu Li, Yuyu Luo, Guoliang Li, Yunyan Guo, and Zhuo Wang. Fast, Robust and Interpretable Participant Contribution Estimation for Federated Learning. In *2024 IEEE 40th International Conference on Data Engineering (ICDE)*, pages 2298–2311, May 2024.
- [51] Xiangjing Hu, Congjian Luo, Dun Zeng, Zenglin Xu, Ping Guo, and Irwin King. Flexible Contribution Estimation Methods for Horizontal Federated Learning. In *2023 International Joint Conference on Neural Networks (IJCNN)*, pages 1–8, June 2023.
- [52] Hongtao Lv, Zhenzhe Zheng, Tie Luo, Fan Wu, Shaojie Tang, Lifeng Hua, Rongfei Jia, and Chengfei Lv. Data-free evaluation of user contributions in federated learning. In *2021 19th International Symposium on Modeling and Optimization in Mobile, Ad hoc, and Wireless Networks (WiOpt)*, pages 1–8. IEEE, 2021.
- [53] Zhenan Fan, Huang Fang, Zirui Zhou, Jian Pei, Michael P. Friedlander, and Yong Zhang. Fair and efficient contribution valuation for vertical federated learning, January 2022.
- [54] Ruoxi Jia, David Dao, Boxin Wang, Frances Ann Hubis, Nick Hynes, Nezihe Merve Gürel, Bo Li, Ce Zhang, Dawn Song, and Costas J. Spanos. Towards efficient data valuation based on the shapley value. In *The 22nd International Conference on Artificial Intelligence and Statistics*, pages 1167–1176. PMLR, 2019.
- [55] Shuyuan Zheng, Yang Cao, and Masatoshi Yoshikawa. Secure Shapley Value for Cross-Silo Federated Learning (Technical Report). *Proceedings of the VLDB Endowment*, 16(7):1657–1670, March 2023.
- [56] Zelei Liu, Yuanyuan Chen, Yansong Zhao, Han Yu, Yang Liu, Renyi Bao, Jinpeng Jiang, Zaiqing Nie, Qian Xu, and Qiang Yang. Contribution-Aware Federated Learning for Smart Healthcare. *Proceedings of the AAAI Conference on Artificial Intelligence*, 36(11):12396–12404, June 2022.
- [57] Amirata Ghorbani and James Zou. Data shapley: Equitable valuation of data for machine learning. In *International conference on machine learning*, pages 2242–2251. PMLR, 2019.
- [58] Amirata Ghorbani, Michael Kim, and James Zou. A Distributional Framework For Data Valuation. In *Proceedings of the 37th International Conference on Machine Learning*, pages 3535–3544. PMLR, November 2020.
- [59] Tjeerd van Campen, Herbert Hamers, Bart Husslage, and Roy Lindelauf. A new approximation method for the Shapley value applied to the WTC 9/11 terrorist attack. *Social Network Analysis and Mining*, 8(1):3, December 2017.
- [60] Ding-Zhu Du and Frank Kwang-ming Hwang. *Combinatorial group testing and its applications*, volume 12. World Scientific, 1999.
- [61] Alex Krizhevsky, Geoffrey Hinton, et al. Learning multiple layers of features from tiny images. 2009.

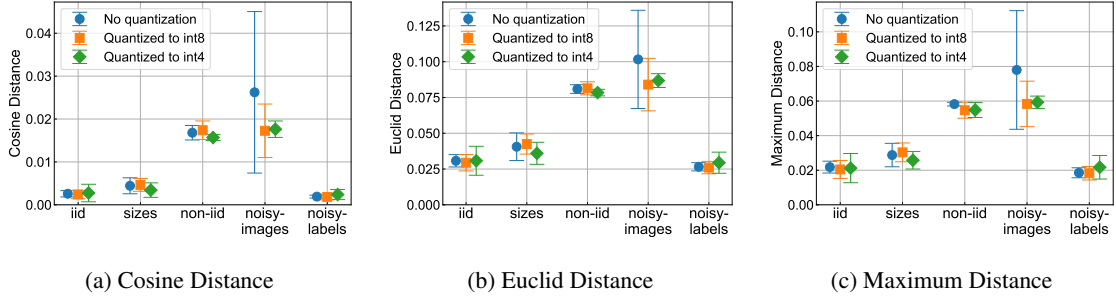


Figure 7: Distance between DFL-MR variants with quantized model updates and DFL-Shapley. DFL-MR with quantization performs equivalently to the original DFL-MR across all DFL scenarios while substantially reducing communication costs.

8 Appendix

8.1 Reducing Communication Overhead in DFL-MR through Quantization

As discussed in Section 5.3, each client must send two models to other clients to compute DFL-MR, which increases communication volume. This issue can be addressed by compressing the model data. In this section, we use model quantization as an example and empirically demonstrate how it reduces communication volume while preserving the validity of DFL-MR.

In DFL-MR, each client sends the model before training, $\theta_i^{(t)}$, and after training, $\theta_i^{(t+\frac{1}{2})}$, to other clients. We modify this process by sending the model update $\Delta\theta_i^{(t+\frac{1}{2})} := \theta_i^{(t+\frac{1}{2})} - \theta_i^{(t)}$ instead of the model before training. The recipients can then reconstruct the model before training from the received model update. This allows for model update quantization for reducing the communication volume. Quantizing the update, rather than the full model, minimizes quantization errors, as model updates typically have smaller parameter values than the models themselves.

Figure 7 shows the distances of DFL-MR from DFL-Shapley, as evaluated in Section 6.3, with model quantization applied. We test two different bit-widths, 8 and 4, which compress the model size to 1/4 and 1/8 of the original 32-bit floating-point representation, respectively. The results demonstrate that DFL-MR, computed with quantized model updates, maintains close proximity to DFL-Shapley.