

# Scalable Valuation of Human Feedback through Provably Robust Model Alignment

Masahiro Fujisawa<sup>\*,3,4</sup>, Masaki Adachi<sup>\*,1,2</sup>, Michael A. Osborne<sup>2</sup>,

<sup>1</sup> Lattice Lab, Toyota Motor Corporation

<sup>2</sup> Machine Learning Research Group, University of Oxford

<sup>3</sup> The University of Osaka

<sup>4</sup> RIKEN AIP

\* Equal contribution

fujisawa@ist.osaka-u.ac.jp, {masaki, mosb}@robots.ox.ac.uk

## Abstract

Despite the importance of aligning language models with human preferences, crowd-sourced human feedback is often noisy—for example, preferring less desirable responses—posing a fundamental challenge to alignment. A truly robust alignment objective should yield identical model parameters even under severe label noise, a property known as *redescending*. We prove that no existing alignment methods satisfy this property. To address this, we propose Hölder-DPO, the first principled alignment loss with a provable redescending property, enabling estimation of the clean data distribution from noisy feedback. The aligned model estimates the likelihood of clean data, providing a theoretically grounded metric for dataset valuation that identifies the location and fraction of mislabels. This metric is gradient-free, enabling scalable and automated human feedback valuation without costly manual verification or clean validation dataset. Hölder-DPO achieves state-of-the-art robust alignment performance while accurately detecting mislabels in controlled datasets. Finally, we apply Hölder-DPO to widely used alignment datasets, revealing substantial noise levels and demonstrating that removing these mislabels significantly improves alignment performance across methods.

## 1 Introduction

Aligning large language models (LLMs; [1, 93, 90]) with human preferences is essential for value alignment and mitigating safety risks [63, 9]. Direct Preference Optimization (DPO; [82]) has emerged as a key method, fine-tuning LLMs using pairwise comparisons—e.g., between preferred and rejected responses [24, 17]. This framework supports alignment with a broad range of rankable values, such as helpfulness [8], toxicity reduction [50], and summarization quality [88, 95]. Human feedback is typically gathered via crowdsourcing, including from platforms like ChatGPT [1], but is often noisy—e.g., preferring undesirable responses—which can significantly deteriorate model performance [103, 23, 28]. In fact, the Anthropic HH-RLHF dataset [33] reportedly contain over 25% inconsistent feedback [86, 19, 103]. Plus, recent work [106, 41, 15] shows that models trained on smaller, high-quality datasets can outperform those trained on larger, noisier ones. However, maintaining data quality often requires costly manual review (e.g., inter-annotator agreement), highlighting the need for scalable, automated methods to assess and clean human feedback.

To mitigate the impact of noisy human feedback, researchers have proposed robustified DPO variants. Among various heuristics [73, 6, 98], two methods claim provable guarantees: Provably Robust DPO (R-DPO) [23] and Distributionally Robust DPO (Dr. DPO) [103]. However, their notion of robustness is limited to bounding the parameter estimation error—bounds that degrade as the contamination ratio  $\epsilon$  (the fraction of mislabeled data) increases. In contrast, truly robust methods should estimate the clean data distribution precisely under heavy contamination. This stronger form of robustness corresponds to the *redescending* property [71], a classical concept in robust statistics formalized via the influence function (IF; [44, 26]). We analyze existing (robust) DPO variants through IFs and prove that none satisfy the redescending property. If this property holds, the aligned model approximates the clean data distribution—enabling principled mislabel detection, as mislabels naturally exhibit lower likelihoods being clean data points. Crucially, identifying mislabeled data has benefits beyond robustness: it supports annotator evaluation, incentivizes higher-quality feedback, and enables scalable dataset cleaning, reducing reliance on costly manual verification and promoting more transparent, interpretable training pipelines.

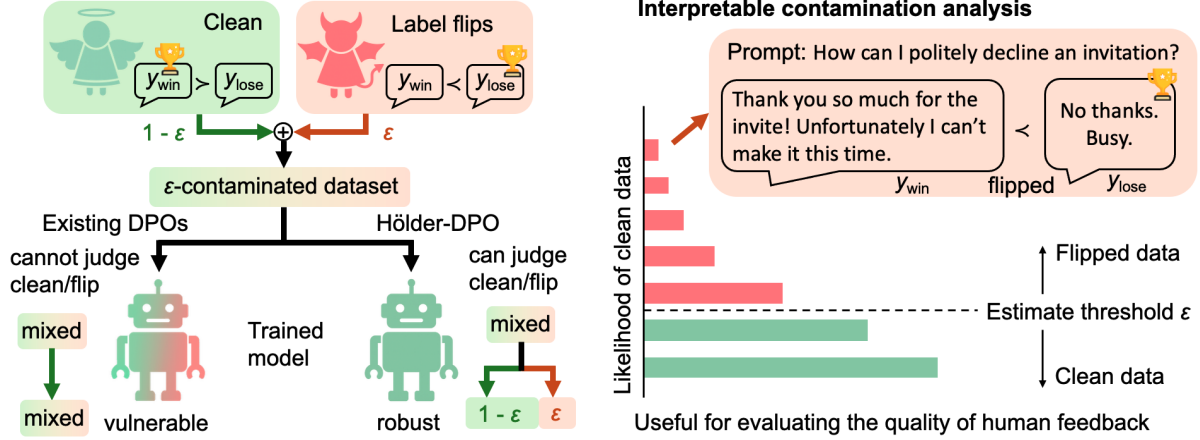


Figure 1: While existing DPO variants are vulnerable to  $\epsilon$ -contamination, Hölder-DPO is provably robust. It also ranks data points by clean-data likelihood, enabling mislabel identification.

To address this challenge, we propose Hölder-DPO, the first DPO variant with a provable redescending property. As illustrated in Figure 1, fine-tuning an LLM with Hölder-DPO not only yields a robustly aligned model but also enables the model itself to serve as a mislabel valuation metric. Unlike existing data valuation methods that rely on direct IF computation [58, 21], Hölder-DPO requires only likelihood evaluation—bypassing costly gradient-based approximations and enabling scalable dataset valuation. Hölder-DPO demonstrates superior robustness and accurately detects mislabeled examples across datasets. Applied to the Anthropic HH dataset [33], it reveals substantial noise, and removing the identified mislabels significantly improves alignment performance across methods.

## 2 Preliminaries

### 2.1 Language Model Alignment by Direct Preferential Optimization

**Human feedback and Bradley-Terry model.** Let  $x \in \mathcal{X}$  be a prompt sampled from a distribution  $p(x)$  over a finite context space  $\mathcal{X}$ . The policy model  $\pi(y | x)$  generates a pair of responses  $(y_1, y_2)$ . A human annotator then provides a preference between them, identifying the preferred response as  $y_{\text{win}}$ , and the rejected response as  $y_{\text{lose}}$ , i.e.,  $y_{\text{win}} \succ y_{\text{lose}}$ . Although the underlying reward function  $r^*(x, y)$ , which ranks responses, is unobservable, Bradley-Terry (BT) model [12] provides a standard framework for modeling pairwise comparisons based solely on observed preferences:

$$p^*(y_1 \succ y_2 | x, y_1, y_2) := \sigma[\exp(r^*(x, y_1)) - \exp(r^*(x, y_2))], \quad (1)$$

where  $\sigma(a) := 1/(1 + \exp(-a))$  is the logistic function. For notational convenience, we define a pairwise data point as  $s := \{x, y_{\text{win}}, y_{\text{lose}}\}$ , and denote the preference dataset as  $\mathcal{D} := \{s^{(i)}\}_{i=1}^N$ . Each data point  $s^{(i)}$  is sampled independently from  $p_{\mathcal{D}}(s)$ , which is the following joint distribution  $p_{\mathcal{D}}(s) \propto p^*(y_{\text{win}} \succ y_{\text{lose}} | x, y_1, y_2) \cdot \pi(y_1, y_2 | x) \cdot p(x)$ .

**Direct Preference Optimization (DPO).** The goal of preference-based model alignment is to find parameters  $\theta$  such that the policy  $\pi_{\theta}$  accurately approximates either the latent reward function  $r^*$  or the preference distribution  $p^*$ . To achieve this, Rafailov et al. [82] proposed DPO, which efficiently solves the alignment task by minimizing the following optimization problem  $\mathcal{L}(s, \pi_{\theta})$ :

$$\operatorname{argmin}_{\theta} \mathbb{E}_{p_{\mathcal{D}}(s)} [-\log \sigma(g_{\theta}(s))], \text{ where } g_{\theta}(s) = \beta \log \frac{\pi_{\theta}(y_{\text{win}} | x)}{\pi_{\text{ref}}(y_{\text{win}} | x)} - \beta \log \frac{\pi_{\theta}(y_{\text{lose}} | x)}{\pi_{\text{ref}}(y_{\text{lose}} | x)}, \quad (2)$$

where  $\pi_{\text{ref}}$  is the reference model, and  $\beta > 0$  is a hyperparameter controlling alignment strength. The reference model is typically obtained by supervised fine-tuning (SFT) on the prompts  $x$  with the preferred response  $y_{\text{win}}$  only [82, 84].

The corresponding gradient is given by:

$$\nabla_{\theta} \mathcal{L}(s, \pi_{\theta}) := \sigma(-g_{\theta}(s)) \cdot (\nabla_{\theta} \log \pi_{\theta}(y_{\text{win}} | x) - \nabla_{\theta} \log \pi_{\theta}(y_{\text{lose}} | x)), \quad (3)$$

where  $g_{\theta}(s) := \hat{r}_{\theta}(x, y_{\text{win}}) - \hat{r}_{\theta}(x, y_{\text{lose}})$  and  $\hat{r}_{\theta}(x, y) = \beta \log(\pi_{\theta}(y|x)/\pi_{\text{ref}}(y|x))$  denotes the implicit reward function induced by  $\pi_{\theta}$ .

## 2.2 Data Contamination Model for Label Flips and Redescending Property

**Data contamination model.** Noise in human preference datasets [34, 103, 97] can arise from two sources: noise in the responses  $(y_1, y_2)$  [42, 103], such as irrelevant or incoherent samples, and noise in preference feedback  $y_{\text{win}} \succ y_{\text{lose}}$  [34, 85, 27, 22, 103], due to incorrect preference annotations (also known as label flips). As Wu et al. [103] proved that vanilla DPO is robust against noise in responses, we focus on robustness to label flips. We model the label flip process as follows: We denote a flipped data point as  $s_{\text{flip}} := \{x, y_{\text{win}}^{\text{flip}}, y_{\text{lose}}^{\text{flip}}\}$ , where  $y_{\text{win}}^{\text{flip}} = y_{\text{lose}}$  and  $y_{\text{lose}}^{\text{flip}} = y_{\text{win}}$  represent a flipped preference label pair. Such a flipped point  $s_{\text{flip}}$  is sampled from the distribution  $p(s_{\text{flip}}) \propto p_{\text{flip}}(y_{\text{win}}^{\text{flip}} \succ y_{\text{lose}}^{\text{flip}} \mid x, y_1, y_2) \cdot \pi(y_1, y_2 \mid x) \cdot p(x)$ . Contaminated dataset  $\tilde{\mathcal{D}}$  is given by:

**Definition 1 ( $\epsilon$ -contamination model).** Let  $0 \leq \epsilon < 1/2$  be contamination ratio. The generative distribution of  $\tilde{\mathcal{D}}$  under the  $\epsilon$ -contamination model is defined as  $p_{\tilde{\mathcal{D}}}^{(\epsilon)}(\tilde{s}) = (1 - \epsilon)p_{\mathcal{D}}(s) + \epsilon p(s_{\text{flip}})$ , and denote  $\tilde{s}$  as a contaminated data point, which can be either clean  $s$  or flipped  $s_{\text{flip}}$ .

Definition 1 is widely adopted in robust statistics [47, 43, 48] and in the machine learning community [37, 32, 72]. We assume access only to the contaminated dataset  $p_{\tilde{\mathcal{D}}}^{(\epsilon)}(\tilde{s})$ , without access to a clean validation set  $p_{\mathcal{D}}(s)$ —a prerequisite in many existing methods [23, 56]. As such, the contamination problem cannot be reduced to a standard classification or distribution shift task. Instead, we leverage a tail contamination assumption to enable estimation of the contamination ratio  $\epsilon$ :

**Assumption 1 (Tail contamination [31]).** Suppose that  $p_{\mathcal{D}} = \sigma(g_{\theta^*}(s))$  for some  $\theta^* \in \Theta$ , meaning that the true data distribution is exactly recovered by the model. Let  $\gamma > 0$ . Then, in a neighborhood of  $\theta = \theta^*$ ,  $\mathbb{E}_{p(s_{\text{flip}})}[\sigma(g_{\theta}(s_{\text{flip}}))^{\gamma}]$  is sufficiently small, i.e.,  $\mathbb{E}_{p(s_{\text{flip}})}[\sigma(g_{\theta}(s_{\text{flip}}))^{\gamma}] \approx 0$  when  $\theta \approx \theta^*$ .

Intuitively, if we had access to the ground-truth clean-data likelihood  $\sigma(g_{\theta^*}(s))$ , it would assign high values to clean data points and negligibly small values to flipped ones. This principle is well-established in robust statistics [31, 52], and similar assumptions are implicitly adapted in prior work [55, 13, 4, 108]. Moreover, this assumption unlocks heavy contamination scenarios, in contrast to typical assumptions that consider only infinitesimally small perturbations, i.e.,  $\epsilon \approx 0$  [40, 59, 21, 62, 61, 107, 51]. This is particularly important for preference datasets, which may contain over 20% noisy labels.

**Redescending property.** We evaluate robustness to the data contamination through the learned LLM parameters. Let  $\theta^*$  denote the optimal parameters learned from the clean dataset  $p_{\mathcal{D}}$ , and  $\theta^*(\epsilon)$  denote those learned from the  $\epsilon$ -contaminated dataset  $p_{\tilde{\mathcal{D}}}^{(\epsilon)}$ . Intuitively, the impact of contamination can be measured by  $\|\theta^*(\epsilon) - \theta^*\|$ , and its first-order approximation, known as IF [43], is commonly used:

$$\text{IF}(x, \theta, p_{\mathcal{D}}) := \left| \frac{\partial \theta^*(\epsilon)}{\partial \epsilon} \right|_{\epsilon=0}. \quad (4)$$

See Appendix C for further details. Using the IF, we define the robustness condition as follows:

**Definition 2 (Redescending property [71]).** Let  $s_{\text{flip}} = (x, y_{\text{win}}^{\text{flip}}, y_{\text{lose}}^{\text{flip}})$  be a preference pair. An objective is said to be robust to  $\epsilon$ -contamination if the following condition is satisfied:

$$\lim_{r_{\theta}(x, y_{\text{lose}}^{\text{flip}}) \rightarrow \infty} \text{IF}(x, \theta, p_{\mathcal{D}}) = 0.$$

In the above, the limit  $r_{\theta}(x, y_{\text{lose}}^{\text{flip}}) \rightarrow \infty$  corresponds to the worst-case scenario for DPO, where the model is forced to learn the least preferable  $y_{\text{lose}}$  as best due to label flip, i.e.,  $y_{\text{lose}}^{\text{flip}} = y_{\text{win}}$ . Intuitively, if the IF remains zero even when this adversarial setting, the learning objective can be considered robust, as contamination does not affect the learned parameters, i.e.,  $\theta^*(\epsilon) \approx \theta^*$ <sup>1</sup>. Definition 2 can be seen as an extension of the redescending property [71]—a classical concept in robust statistics.

## 2.3 Related work

**Robust DPOs and RLHFs.** A broad range of DPO variants have been proposed to improve the robustness of the alignment objective [73, 6, 98, 23, 103]. Reinforcement-learning-based approaches also constitute a popular family of alignment methods [25, 8, 76, 54], with several recent works introducing robustified objectives [69, 14, 80]. However, none provides theoretical guarantees for the redescending property or for detecting mislabeled data. We prove their limitations in Section 3.

**Dataset valuation and cleaning.** Dataset valuation has been studied using IFs [40, 59, 21, 62, 61, 107, 51], Shapley values [100], and approximate unrolling techniques [7]. Various heuristic methods have also been proposed for identifying and filtering mislabeled data, including prompt-based filtering [74, 89, 65, 101, 67], attribution-based approaches [99, 35, 11, 77], and perplexity-based filtering [56]. In contrast, our method is the first to provide theoretical guarantees for dataset filtering under heavy data contamination.

<sup>1</sup>Up to higher-order approximation error  $\mathcal{O}(\epsilon^2)$

### 3 Existing DPO Variants Are Neither Robust Nor Able to Identify Mislabels

We first derive the IFs of existing DPO variants and show that none satisfy the redescending property.

**Theorem 2 (IF for DPO variants).** Let  $\theta^*$  be the optimum learnt from the clean dataset  $p_{\mathcal{D}}$ , and  $\theta^*(\epsilon)$  learnt from the  $\epsilon$ -contaminated dataset  $p_{\mathcal{D}}^{(\epsilon)}$ . Let  $\mathcal{L}_{\text{gen}}(\pi_{\theta}; \pi_{\text{ref}})$  be a generic DPO loss function corresponding to a specific DPO variant. Assume that the Hessian  $\nabla_{\theta}^2 \mathcal{L}_{\text{gen}}(s, \pi_{\theta})|_{\theta=\theta^*}$  is positive definite. Then, the  $s_{\text{flip}}$ -dependent component of the IF for this DPO variants is given by:

$$\text{IF}(x, \theta, p_{\mathcal{D}}) \propto |\mathbb{E}_{p(s_{\text{flip}})}[\nabla_{\theta} \mathcal{L}_{\text{gen}}(s_{\text{flip}}, \pi_{\theta^*})]|, \quad (5)$$

where  $\nabla_{\theta} \mathcal{L}_{\text{gen}}(s_{\text{flip}}, \pi_{\theta^*})$  corresponds, for example, to Eq. (3) when  $\mathcal{L}_{\text{gen}}(s_{\text{flip}}, \pi_{\theta^*}) = \mathcal{L}(s_{\text{flip}}, \pi_{\theta^*})$ .

**Theorem 3 (informal).** The following objectives do not satisfy the redescending property:

algorithm	objective $\mathcal{L}_{\text{gen}}(\pi_{\theta}; \pi_{\text{ref}})$	bounded ?	redescending?	can detect $s_{\text{flip}}$ ?
DPO [82]	$\mathbb{E}_{p_{\mathcal{D}}^{(\epsilon)}}[-\log \sigma(g_{\theta}(\tilde{s}))]$	✓	✗	✗
IPO [6]	$\mathbb{E}_{p_{\mathcal{D}}^{(\epsilon)}} \left[ \left( \sigma \left( \frac{g_{\theta}(\tilde{s})}{\beta} \right) - \frac{1}{2\beta} \right)^2 \right]$	✗	✗	✗
C-DPO [73]	$(1-c)\mathbb{E}_{p_{\mathcal{D}}^{(\epsilon)}}[-\log \sigma(g_{\theta}(\tilde{s}))] - c\mathbb{E}_{p_{\mathcal{D}}^{(\epsilon)}}[-\log \sigma(-g_{\theta}(\tilde{s}))]$	✓	✗	✗
R-DPO [23]	$\frac{1-c}{1-2c}\mathbb{E}_{p_{\mathcal{D}}^{(\epsilon)}}[-\log \sigma(g_{\theta}(\tilde{s}))] - \frac{c}{1-2c}\mathbb{E}_{p_{\mathcal{D}}^{(\epsilon)}}[-\log \sigma(-g_{\theta}(\tilde{s}))]$	✓	✗	✗
Dr. DPO [103]	$-\beta' \log \mathbb{E}_{p_{\mathcal{D}}^{(\epsilon)}} \left[ \exp \left( \frac{\log \sigma(g_{\theta}(\tilde{s}))}{\beta'} \right) \right]$	✓	✗	✗

See Appendices E and G for full proofs and detailed expressions of the IFs for each DPO variant. Figure 2 illustrates Theorem 3, showing how the weight term in each IF, which governs robustness, behaves under extreme perturbations. Both DPO and Dr. DPO exhibit the same asymptotic trend, with  $\lim_{r_{\theta}(x, y_{\text{loss}}^{\text{flip}}) \rightarrow \infty} \text{IF} = a$ , where  $a$  is a non-zero constant. R-DPO shifts this limit upward with a constant  $c$ , while C-DPO pushes it downward, but neither approaches zero. In contrast, our proposed Hölder-DPO, introduced in the next section, completely nullifies the influence of outliers, demonstrating strong robustness (redescending), not merely boundedness.

### 4 Proposed method: Hölder-DPO

In response to the issues identified in §3, we introduce our robust DPO framework, *Hölder-DPO*, the first algorithm that has a provable redescending property and can identify mislabels  $s_{\text{flip}}$ .

#### 4.1 Hölder-DPO Is Provably Robust

The objective of vanilla DPO in Eq. (2) can be rewritten with KL divergence:

$$\argmin_{\theta} \underbrace{\mathbb{E}_{p_{\mathcal{D}}^{(\epsilon)}(\tilde{s})}[\log p_{\mathcal{D}}^{(\epsilon)}(\tilde{s})]}_{\text{ignorable const.}} + \underbrace{\mathbb{E}_{p_{\mathcal{D}}^{(\epsilon)}(\tilde{s})}[-\log \sigma(g_{\theta}(\tilde{s}))]}_{\text{Original DPO loss}} = \argmin_{\theta} D_{\text{KL}}[p_{\mathcal{D}}^{(\epsilon)}(\tilde{s}) \parallel \sigma(g_{\theta}(\tilde{s}))]. \quad (6)$$

Thus, vanilla DPO can be understood as matching  $\sigma(g_{\theta}(\tilde{s})) \approx p_{\mathcal{D}}^{(\epsilon)}(\tilde{s})$  in terms of KL divergence. However, the KL divergence is well-known to be highly sensitive to data contamination [10, 31], and accordingly, DPO is not robust (Theorem 3). This fact motivates replacing the KL divergence with a more robust alternative. In this paper, we employ the *Hölder divergence* [52], a generalization of the KL divergence that encompasses several robust divergences, defined as follows:

**Definition 3** (Hölder divergence [52]). Let  $\phi : \mathbb{R}_+ \rightarrow \mathbb{R}$  be a continuous function such that  $\phi(h) \geq -h^{1+\gamma}$  for all  $h \geq 0$  and  $\gamma > 0$ , and  $\phi(1) = -1$ . Then, the Hölder divergence is defined as

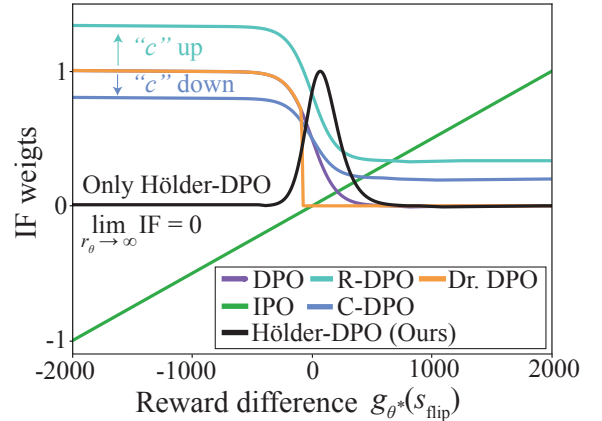


Figure 2: IF analysis reveals only Hölder-DPO satisfies the redescending property.

$$D_H[p(\omega) \parallel q(\omega)] := \begin{cases} S_\gamma(p \parallel q) - S_\gamma(p \parallel p) & (\gamma > 0), \\ D_{KL}[p(\omega) \parallel q(\omega)] & (\gamma = 0), \end{cases} \quad (7)$$

where  $S_\gamma(p \parallel q) := \phi\left(\frac{\mathbb{E}_p[q^\gamma(\omega)]}{\mathbb{E}_q[q^\gamma(\omega)]}\right) \cdot \mathbb{E}_q[q^\gamma(\omega)]$ ,  $S_\gamma(p \parallel p) := -\mathbb{E}_p[p^\gamma(\omega)]$ , and  $p, q$  are non-negative, non-zero functions.

We then propose to perform LLM alignment by solving the following optimization problem:

$$\operatorname{argmin}_\theta D_H[p_{\mathcal{D}}^{(\epsilon)}(\tilde{s}) \parallel \sigma(g_\theta(\tilde{s}))]. \quad (8)$$

**Remark 1.** Prob. (8) generalizes the KL divergence and encompasses two robust divergences.

$\gamma$	$\phi(h) =$	divergence	equivalence
$\gamma = 0$	N/A	KL	vanilla DPO (Eq. (6))
$\gamma > 0$	$\gamma - (1 + \gamma)h$	density-powered (DP; [10])	N/A
$\gamma > 0$	$-h^{1+\gamma}$	pseudo-spherical (PS) score [39, 38]	$\gamma$ -divergence [31, 52]

When  $\gamma > 0$ ,  $S_\gamma(p_{\mathcal{D}}^{(\epsilon)} \parallel p_{\mathcal{D}}^{(\epsilon)})$  is a negligible constant, Prob. (8) can be further reformulated as

$$\operatorname{argmin}_\theta S_\gamma(p_{\mathcal{D}}^{(\epsilon)}(\tilde{s}) \parallel \sigma(g_\theta(\tilde{s}))). \quad (9)$$

We refer to the new objective, Prob. (9), as *Hölder-DPO*. We now analyze its robustness via IF:

**Theorem 4** (IF for Hölder-DPO). *Suppose that  $\theta^*(\epsilon) = \operatorname{argmin}_\theta S_\gamma(p_{\mathcal{D}}^{(\epsilon)} \parallel \sigma(g_\theta))$  and  $\theta^* = \operatorname{argmin}_\theta S_\gamma(p_{\mathcal{D}} \parallel \sigma(g_\theta))$ . Let  $\phi(h)$  be twice-differentiable, and let  $0 < \sigma(g_\theta(s))$  and  $0 < \gamma < \infty$ . Then, the IF of the Hölder-DPO, excluding terms independent of  $s_{\text{flip}}$ , is given by:*

$$\text{IF}_{H\text{-DPO}}(z, \theta, p_{\mathcal{D}}) \propto |\mathbb{E}_{p(s_{\text{flip}})}[F_{\theta^*}^{(\gamma)}(s_{\text{flip}})]|, \quad (10)$$

where  $F_{\theta^*}^{(\gamma)}(s_{\text{flip}}) := \sigma(g_{\theta^*}(s_{\text{flip}}))^\gamma \nabla_\theta \mathcal{L}(s_{\text{flip}}, \pi_{\theta^*})$ .

**Corollary 1 (Hölder-DPO is robust).** *Suppose that the policy gradient  $\nabla_\theta \log \pi_\theta(y \mid x)$  is bounded by  $C$  and satisfies  $L$ -Lipchitz in  $\theta$ , where  $0 < C < \infty$  and  $0 < L < \infty$ . Then, under Theorem 4, the IF of Hölder-DPO satisfies the redescending property in Definition 2.*

The full proof and the complete form of Eq. (10) are summarized in Appendices E.3 and E.4. This robustness result is expected, as both the DP divergence and the  $\gamma$ -divergence are well known to be robust to data contamination across various settings [10, 31, 37, 32]. The key difference between the IFs of DPO variants (Theorem 2) and our method (Theorem 4) lies in the term  $\sigma(g_{\theta^*}(s_{\text{flip}}))^\gamma$ . This subtle change induces diminishing IF weights, as shown in Figure 2, and ensures the redescending.

## 4.2 Hölder-DPO Can Estimate Contamination Ratio $\epsilon$ and Detect Contaminated Data $s_{\text{flip}}$

We now move to the most novel part of our algorithm: contaminated data detection, which is the primary motivation for employing Hölder divergence in addition to its robustness and generality across three divergences. Specifically, we show that our Hölder-DPO inherits the contamination ratio ( $\epsilon$ ) estimation capability of the Hölder divergence [53].

**Model Extension.** Estimating the contamination ratio  $\epsilon$  without access to clean validation dataset may sound surprising—how is it possible? The key enabler is the idea of *model extension* [53]. Due to space limitations, we present only the high-level intuition here and defer technical details to Appendix F.2. The crucial insight is that if the learning objective satisfies redescending property—that is, it nullifies the effect of contamination—the divergence can be approximated as:

$$\operatorname{argmin}_\theta S_\gamma[\tilde{p}_{\mathcal{D}}^{(\epsilon)} \parallel \sigma(g_\theta(s))] = \operatorname{argmin}_\theta S_\gamma[(1 - \epsilon)p_{\mathcal{D}}(s) + \epsilon p(s_{\text{flip}}) \parallel \sigma(g_\theta(s))], \quad (\text{Definition 1})$$

$$\approx \operatorname{argmin}_\theta S_\gamma[(1 - \epsilon)p_{\mathcal{D}}(s) \parallel \sigma(g_\theta(s))]. \quad (\text{Corollary 1})$$

Thus, our Hölder-DPO objective can be interpreted as matching  $(1 - \epsilon)p_{\mathcal{D}}(s) \approx \sigma(g_\theta(s))$ . However, the scaling factor  $(1 - \epsilon)$  remains on the target distribution side. The model extension idea [53] addresses this issue by introducing an additional scaling parameter  $\xi$  into the model:



$$\{\theta^*(\epsilon), \xi^*\} \approx \underset{\theta, \xi}{\operatorname{argmin}} S_\gamma[(1 - \epsilon)p_{\mathcal{D}}(s) \parallel \xi \sigma(g_\theta(s))].$$

Intuitively, if  $\xi \approx 1 - \epsilon$ , the objective approximately reduces to the clean form:  $S_\gamma(p_{\mathcal{D}}(s) \parallel \sigma(g_\theta(s)))$ . In other words, the aligned model  $\sigma(g_{\theta^*(\epsilon)}(s))$  approximates the distribution of the clean dataset, i.e.,  $p_{\mathcal{D}}(s) \approx \sigma(g_{\theta^*(\epsilon)}(s))$ . Furthermore, the optimized scaling parameter  $\xi$  provides an estimate of the contamination ratio  $\epsilon$ , using  $\epsilon \approx 1 - \xi$ .

**Estimator of  $\epsilon$ .** The contamination ratio estimate  $\hat{\epsilon}$  has the following closed-form:

**Proposition 1 (Contamination ratio estimator).** *For any fixed  $\theta$ , the optimal solution to the inner optimization problem  $\operatorname{argmin}_\xi S_\gamma(p_{\mathcal{D}}^{(\epsilon)} \parallel \xi \sigma(g_\theta(s)))$  is given in closed form by  $\xi^* = \mathbb{E}_{p_{\mathcal{D}}^{(\epsilon)}}[\sigma(g_\theta(\tilde{s}))^\gamma] / \int \sigma(g_\theta(\tilde{s}))^{1+\gamma} d\tilde{s}$ . Then, the contamination ratio  $\epsilon$  can be estimated by:*

$$\hat{\epsilon} = \min\{0, 1 - \hat{\xi}^*\}, \quad \text{where} \quad \hat{\xi}^* \approx \frac{\frac{1}{N} \sum_{i=1}^N \bar{\sigma}(g_\theta(\tilde{s}^{(i)}))^\gamma}{\sum_{i=1}^N \bar{\sigma}(g_\theta(\tilde{s}^{(i)}))^{1+\gamma}}, \quad \bar{\sigma}(g_\theta(\tilde{s}^{(i)})) := \frac{\sigma(g_\theta(\tilde{s}^{(i)}))}{\sum_{i=1}^N \sigma(g_\theta(\tilde{s}^{(i)}))}. \quad (11)$$

Surprisingly, the contamination ratio  $\hat{\epsilon}$  can be estimated using the closed-form solution. As a result, Hölder-DPO enables contamination estimation without solving a complex optimization problem. A full derivation and proof are provided in Appendix F.2.

**Choice of  $\phi$ .** Given two divergence options, DP or PS (see Remark 1), which should we choose? Kanamori and Fujisawa [53] addressed this question in the classical setting and showed that only DP—i.e.,  $\phi(h) = \gamma - (1 + \gamma)h$ —satisfies both the redescending property (Corollary 1) and contamination ratio estimation (Proposition 1). We proved that the same theoretical result holds in the model alignment context: neither the PS score nor KL divergence satisfies both properties, while DP does. (see Appendix F.4). Thus, our final objective reduces to the following empirical estimator:

$$\operatorname{argmin}_\theta \hat{S}_{\text{DP}} \left( p_{\mathcal{D}}^{(\epsilon)} \parallel \xi \sigma(g_\theta(\tilde{s})) \right) := \operatorname{argmin}_\theta - \frac{(1 + \gamma)}{N} \sum_{i=1}^N [\sigma(g_\theta(\tilde{s}^{(i)}))^\gamma] + \frac{\gamma}{N} \sum_{i=1}^N \sigma(g_\theta(\tilde{s}^{(i)}))^{1+\gamma}. \quad (12)$$

The details of the derivation of the DP divergence estimator are provided in Appendix D.

### 4.3 Algorithm to Detect Data Contamination

Algorithm 1 summarizes the overall procedure for detecting contaminated data points. As shown in Line 1, our proposed Hölder-DPO serves as a plug-and-play replacement for the standard DPO loss. Simply training with the objective in Eq. (12) yields a robust model alignment algorithm. For further analysis, Line 2 estimates the contamination ratio  $\hat{\epsilon}$  without

#### Algorithm 1 Contamination detection

- 
- Require:**  $\tilde{\mathcal{D}}, \pi_\theta, \pi_{\text{ref}}, \gamma$
- 1: Fine-tune via Prob. (12)  $\rightarrow \theta^*(\epsilon)$ .
  - 2: Estimate contamination ratio  $\hat{\epsilon}$  via Eq. (11).
  - 3: Identify mislabels in  $\tilde{\mathcal{D}}$  by sorting the estimated clean-data likelihood  $\sigma(g_{\theta^*(\epsilon)}(\tilde{s}^{(i)}))$  and take least  $\lfloor N\hat{\epsilon} \rfloor$  samples.
  - 4: **return**  $\theta^*(\epsilon), \hat{\epsilon}, \mathcal{D}_z$
- 

requiring access to a clean validation dataset—unlike prior work that depends on one [23, 56]. We then perform dataset valuation using the estimated clean-data likelihood  $\sigma(g_{\theta^*(\epsilon)}(\tilde{s}^{(i)}))$ , identifying the estimated mislabeled subset.

## 5 Experiments

We benchmarked Hölder-DPO against two robust DPO variants: R-DPO [23] and Dr. DPO [103]. We also compared to several heuristic baselines, including cDPO [73] and vanilla DPO [82]. As shown in Theorem 3, none of these baselines satisfy the redescending property, though they may offer empirical improvements in some settings. All experiments are conducted on a single NVIDIA A100 GPU (40 GB VRAM, 83.48 GB system RAM). For SFT of the reference model, we train for one epoch using context–response pairs  $(x, y_{\text{win}})$ . Each DPO variant is then trained for three epochs. We implement all methods using the Transformers [94, 102], TRL [96], and PyTorch [78] libraries. We set  $\beta = 0.1$  and  $\gamma = 2.0$ , and all other hyperparameters follow the TRL defaults. Complete implementation details, including Hugging Face URLs to models and datasets used, are provided in Appendix H.

### 5.1 Controlled Sentiment Generation: Robustness Evaluation

**Setup.** We evaluate alignment robustness on a sentiment-controlled text generation task using the IMDb dataset [68], which contains 25,000 polarized movie reviews. Following Chowdhury et al. [23], we extract the first 20 tokens from each review as a context prompt. For each prompt, we generate four responses using the SFT-ed GPT2-large [81]. These responses are used to construct six preference pairs per prompt. To provide sentiment rankings, we employ SiBERT [66, 45] as the latent (ground-truth) reward model  $r^*(y, x)$ . To ensure clean dataset, we filter out preference pairs that do not satisfy

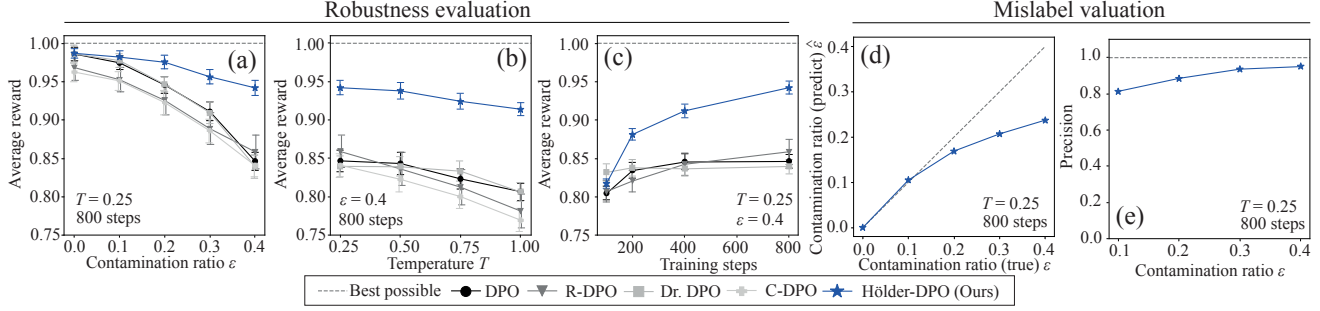


Figure 3: Controlled sentiment generation task using GPT2-large. Error bars indicate the standard deviation over 10 trials with different random seeds. Hölder-DPO consistently outperforms all baselines in average reward under varying (a) contamination ratios  $\epsilon$ , (b) generation temperatures, and (c) training steps. In addition, only Hölder-DPO offers reliable (d) contamination ratio estimation  $\hat{\epsilon}$  and (e) precision of mislabel identification, measured by precision as a binary classifier.

$r^*(y_{\text{win}}, x) - r^*(y_{\text{lose}}, x) > 0.1$ , yielding 12,000 clean pairs. Of these, 10,000 are used for training and 2,000 for evaluation. To simulate label noise, we randomly flipped  $(y_{\text{win}}, y_{\text{lose}})$  in the training set with contamination ratio  $\epsilon \in \{0.1, 0.2, 0.3, 0.4\}$ . We then fine-tuned GPT2-large using various DPO variants. Alignment quality is measured by the average reward assigned by SIEBERT to responses generated by the aligned model on the 2,000 evaluation prompts.

**Alignment quality.** Figure 3(a) shows that Hölder-DPO consistently outperforms all baselines in average reward, with only a minor drop as the contamination level  $\epsilon$  increases. This supports our theoretical claim: Hölder-DPO, uniquely characterized by the redescending property, achieves robustness even under severe noise (i.e., when  $\epsilon \geq 0.3$ ). A mild linear decay remains, likely due to the reduced proportion of effectively clean data points, which limits estimation accuracy. Figures 3(b) and 3(c) further demonstrate Hölder-DPO’s robustness across generation temperatures and training steps. Notably, while the baseline methods plateau early during training, Hölder-DPO continues to improve, suggesting stronger resistance to overfitting on noisy preferences.

**Valuation quality.** Figures 3(d) and 3(e) evaluate mislabel valuation. As shown in Proposition 1, this estimation capability is unique to Hölder-DPO and is not supported by other baselines (see Theorem 3). The detection task is entirely unsupervised—no ground-truth labels indicate whether a preference pair is clean or flipped. Remarkably, Hölder-DPO accurately estimates the contamination ratio up to  $\epsilon = 0.2$ , after which the estimates begin to saturate. This is expected, given that contamination ratio estimation relies on the optimized  $\sigma(g_{\theta^*}(\epsilon))$ , and the average reward slightly deteriorates as  $\epsilon$  increases (see Figure 3(a)). Nonetheless, it reliably ranks datasets by relative noise levels. For mislabel detection, precision—i.e., the proportion of true mislabels among those predicted as mislabeled—increases with higher  $\epsilon$ , which we attribute to underestimation of  $\epsilon$ , reducing false positives and improving detection precision.

**Impact of  $\gamma$  choice.** We vary the key hyperparameter  $\gamma$  to assess its effect. As shown in Table 1, increasing  $\gamma$  improves contamination ratio estimation  $\hat{\epsilon}$  but lowers mislabel detection precision, revealing a trade-off. Intuitively,  $\gamma$  controls the level of contamination removal. While tuning  $\gamma$  to match the true  $\epsilon$  yields optimal performance, the true  $\epsilon$  is typically unknown. Importantly, even with a fixed  $\gamma = 2$  across all experiments, Hölder-DPO consistently outperforms all baselines, suggesting that extensive hyperparameter tuning is unnecessary. See Appendix H for additional ablations on other hyperparameters, including batch size.

## 5.2 Single-turn Dialogue: Generated Response Quality Evaluation

Given a user prompt, the task is to generate responses that are more helpful and less harmful. In this setting, we do not have access to ground-truth rewards (e.g., from a sentiment model like SIEBERT). Instead, we adopt the GPT-4 win rate [82, 103], the standard metric for evaluating alignment when ground truth is unavailable. This metric follows three steps: (A) generate a response  $y_{\text{gen}}$  using the aligned model for a given prompt  $x$ ; (B) retrieve the preferred response  $y_{\text{win}}$  from the test dataset for the same prompt  $x$ ; (C) ask GPT-4 to compare  $(y_{\text{win}}, y_{\text{gen}})$  and determine which is better. The win rate is defined as the fraction of prompts where  $y_{\text{gen}}$  is preferred. For dataset, we evaluate on the Golden HH [15], a manually curated version of Anthropic HH [33], in which low-quality responses have been replaced with GPT-4-generated outputs. Since  $y_{\text{win}}$  corresponds

Table 1: Effect of  $\gamma$  on Hölder-DPO under  $\epsilon = 0.4$  contamination.

$\gamma$	average reward	$\hat{\epsilon}$	precision
1	0.8975	0.2503	0.6433
2	0.9420	0.2373	<b>0.9286</b>
4	0.9446	0.3083	0.8902
6	<b>0.9561</b>	<b>0.4123</b>	0.8328
8	0.9470	0.4380	0.7860

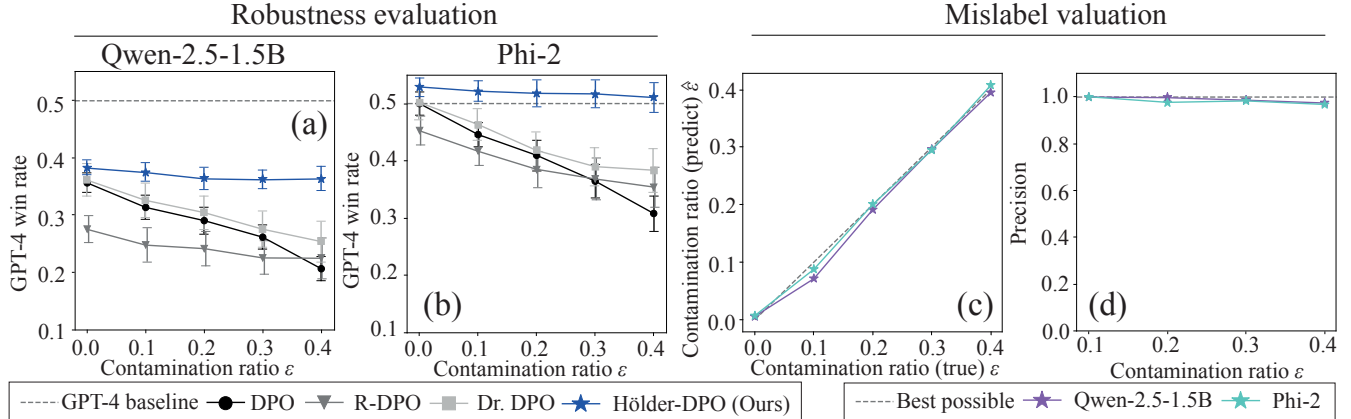


Figure 4: Helpful assistant dialogue generation on the Golden HH dataset. Error bars denote standard deviation over 10 trials with different random seeds. Hölder-DPO consistently achieves the highest GPT-4 win rate across both base models: (a)Qwen-2.5-1.5B and (b)Phi-2. Notably, Hölder-DPO is the only method that outperforms GPT-4-generated prompts even when using the smaller 2.8B Phi-2 model. It also delivers near-perfect (d) contamination ratio estimation  $\hat{\epsilon}$  and (e) precision in mislabeled data detection, regardless of the base model.

to GPT-4 generations, the benchmark is both cleaner and more challenging than the original Anthropic HH. The dataset contains 42,500 training and 2,310 test examples. To evaluate robustness, we randomly flipped preference labels with varying noise levels  $\epsilon \in \{0., 0.1, 0.2, 0.3, 0.4\}$ . We tested two base models: Qwen-2.5-1.5B [105] and Phi-2 [49], and fine-tuned using DeepSpeed Stage 3 [3] for memory efficiency, with an effective batch size of 32<sup>2</sup>. As shown in Figures 4(a) and 4(b), Hölder-DPO consistently outperforms all baselines across both base models. Notably, Hölder-DPO with Phi-2 is the only method to exceed a 50% win rate, slightly outperforming GPT-4-generated responses. Figures 4(c) and 4(d) further show that mislabel detection is nearly perfect. Remarkably, these results are achieved in a fully unsupervised setting, underscoring the effectiveness of our approach.

**Can Hölder-DPO scale to larger models?** We further evaluated Hölder-DPO on larger language models—Mistral-8B [91] and NeMo-12B [92]—both capable of multilingual interaction. Experiments were conducted on the OASST1 dataset [87, 57], which contains 18,000 multilingual messages across 35 languages in a multi-turn dialogue format. Preference labels in the training set were flipped with a contamination ratio of  $\epsilon = 0.4$ . To accommodate limited GPU resources, we apply low-rank adaptation (LoRA; [46]) via the PEFT library [70], along with model quantization using bitsandbytes [29, 30]. Despite these constraints, Hölder-DPO consistently outperforms all baselines, as shown in Table 2.

Table 2: GPT-4 win rate on OASST1 ( $\epsilon = 0.4$ ).

loss	Ministral-8B	NeMo-12B
DPO	0.5801	0.6021
R-DPO	0.5737	0.5992
Dr. DPO	0.6058	0.6196
Hölder-DPO	<b>0.6314</b>	<b>0.6473</b>

### 5.3 Dataset Valuation and Cleaning

We next applied Hölder-DPO to real-world noisy datasets for dataset valuation and cleaning via our contamination ratio estimator  $\hat{\epsilon}$  in Eq. (11), where the *true contamination ratio*  $\epsilon$  is *unknown*. Specifically, we used the Anthropic HH dataset [33], which is widely used but known to contain label noise [86, 19, 103]. We adopted Phi-2 as the base model and apply Hölder-DPO directly to the raw dataset.

**Dataset valuation.** Figure 5(a) shows the estimated contamination levels for three datasets **without synthetic label flipping**, reflecting inherent label noise. As expected, the Anthropic HH dataset exhibits the highest estimated contamination, with  $\hat{\epsilon} \approx 0.25$ . This aligns with prior findings reporting substantial noise in Anthropic HH [86, 19, 103, 23]. Figure 5(b) displays the distribution of log-likelihoods, with illustrative examples provided in Appendix H.3. Manual inspection reveals a consistent pattern: for prompts that LLMs are expected to refuse (e.g., harmful or unethical requests), both responses in the removed examples often provide information, leading to inconsistent rankings. These findings show that Hölder-DPO not only serves as a robust alignment objective but also offers interpretable and actionable insights for dataset valuation.

<sup>2</sup>Batch size of 4 with gradient accumulation of 8.



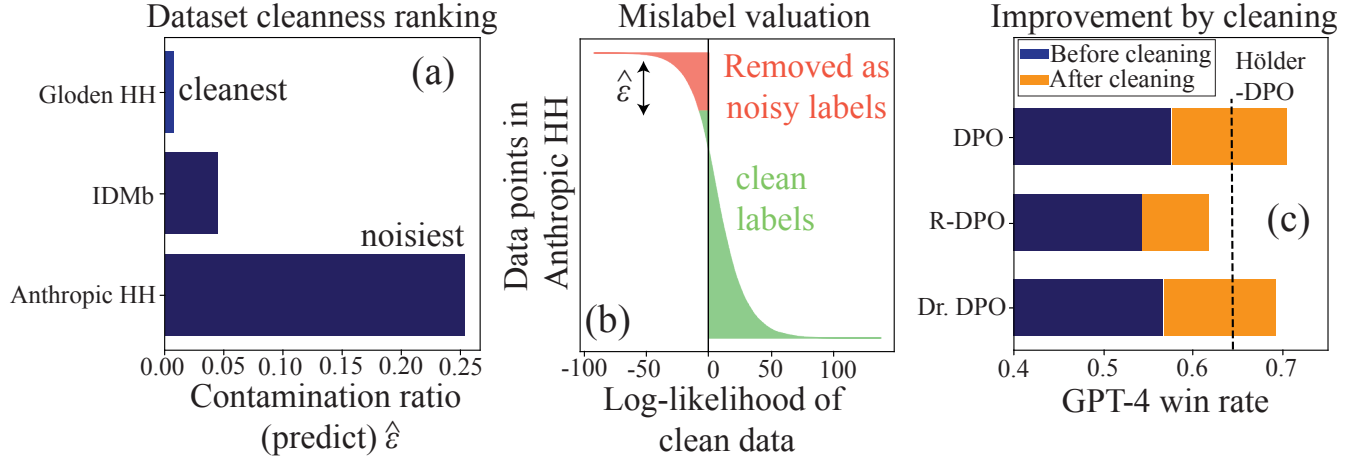


Figure 5: Dataset valuation using  $\Phi$ i-2. (a) Hölder-DPO estimates substantial contamination ( $\hat{\epsilon} \approx 0.25$ ) in popular Anthropic HH dataset. (b) Distribution of log-likelihoods of clean data points in the dataset. (c) Improvement in GPT-4 win rate across methods after removing detected noisy data points from the training set—surpassing even Hölder-DPO trained on the original (noisy) dataset.

**Data cleaning.** We also evaluated the effectiveness of Hölder-DPO for data cleaning. Here, Hölder-DPO was used as a pre-processing step to identify and remove noisy preference labels, yielding a filtered training dataset. We then compared the GPT-4 win rates before and after cleaning. As shown in Figure 5(c), removing samples identified as mislabeled consistently improves performance across all methods. Notably, both DPO and Dr. DPO trained on the cleaned dataset outperform Hölder-DPO trained on the original (noisy) dataset. This is expected: while Hölder-DPO is designed to be robust under label noise ( $\epsilon > 0$ ), once the data is cleaned ( $\epsilon \approx 0$ ), simpler methods like DPO can align more effectively. These results suggest that Hölder-DPO can serve not only as a robust training objective, but also as a valuable pre-filtering tool for noisy preference datasets.

## 6 Conclusion and Limitation

**Conclusion.** We analyzed the robustness of DPO variants through the lens of the redescending property and showed that none of the existing methods satisfy it. We then introduced Hölder-DPO—the first algorithm with a provable redescending property—alongside a principled data valuation method for estimating contamination and identifying mislabeled data. Our experiments demonstrate that Hölder-DPO improves alignment quality and accurately detects mislabels without access to a clean validation set. Notably, it offers the first theoretically grounded approach to dataset valuation, revealing significant noise in the widely used Anthropic HH dataset. Moreover, filtering out the detected noisy examples further improves performance across alignment methods, positioning Hölder-DPO as an effective pre-training filter. Taken together, our theoretical and empirical results advance scalable, automatable alignment without relying on clean validation data.

**Limitations.** Hölder-DPO introduces an additional hyperparameter,  $\gamma$ . While our experiments show robust performance with a default value of 2.0, the optimal choice may vary across tasks and datasets. This sensitivity may require tuning to fully realize Hölder-DPO’s potential. Future work could explore adaptive hyperparameter selection [104] to automate  $\gamma$  tuning. Another limitation lies in the coarse approximation of the DP divergence (see Appendix D); exploring more precise approximation methods is an important direction for future work.

## Acknowledgments

We thank Dr. Siu Lun Chau, Juliusz Ziomek, and Yuki Tachibana for their valuable feedback and discussions. This research was primarily conducted while MF was a visiting researcher at the University of Oxford. MF was previously supported by the RIKEN Special Postdoctoral Researcher Program and JST ACT-X (Grant Number: JPMJAX210K), Japan. MF is currently supported by KAKENHI (Grant Number: 25K21286). MA was supported by the Clarendon Fund, the Oxford Kobe Scholarship, the Watanabe Foundation, and Toyota Motor Corporation.

## References

- [1] Josh Achiam, Steven Adler, Sandhini Agarwal, Lama Ahmad, Ilge Akkaya, Florencia Leoni Aleman, Diogo Almeida, Janko Altenschmidt, Sam Altman, Shyamal Anadkat, et al. GPT-4 technical report. *arXiv preprint arXiv:2303.08774*, 2023.
- [2] Masaki Adachi, Siu Lun Chau, Wenjie Xu, Anurag Singh, Michael A Osborne, and Krikamol Muandet. Bayesian optimization for building social-influence-free consensus. *arXiv preprint arXiv:2502.07166*, 2025.
- [3] Reza Yazdani Aminabadi, Samyam Rajbhandari, Ammar Ahmad Awan, Cheng Li, Du Li, Elton Zheng, Olatunji Ruwase, Shaden Smith, Minjia Zhang, Jeff Rasley, et al. Deepspeed-inference: enabling efficient inference of transformer models at unprecedented scale. In *SC22: International Conference for High Performance Computing, Networking, Storage and Analysis*, pages 1–15. IEEE, 2022.
- [4] Fabrizio Angiulli and Clara Pizzuti. Fast outlier detection in high dimensional spaces. In Tapio Elomaa, Heikki Mannila, and Hannu Toivonen, editors, *Principles of Data Mining and Knowledge Discovery*, pages 15–27. Springer Berlin Heidelberg, 2002.
- [5] Kenneth J Arrow. A difficulty in the concept of social welfare. *Journal of political economy*, 58(4):328–346, 1950. URL <https://doi.org/10.1086/256963>.
- [6] Mohammad Gheshlaghi Azar, Zhaohan Daniel Guo, Bilal Piot, Remi Munos, Mark Rowland, Michal Valko, and Daniele Calandriello. A general theoretical paradigm to understand learning from human preferences. In *International Conference on Artificial Intelligence and Statistics*, pages 4447–4455. PMLR, 2024.
- [7] Juhan Bae, Wu Lin, Jonathan Lorraine, and Roger Grosse. Training data attribution via approximate unrolling. In *Advances in Neural Information Processing Systems*, volume 37, pages 66647–66686, 2024. URL [https://proceedings.neurips.cc/paper\\_files/paper/2024/file/7af60ccb99c7a434a0d9d9c1fb00ca94-Paper-Conference.pdf](https://proceedings.neurips.cc/paper_files/paper/2024/file/7af60ccb99c7a434a0d9d9c1fb00ca94-Paper-Conference.pdf).
- [8] Yuntao Bai, Andy Jones, Kamal Ndousse, Amanda Askell, Anna Chen, Nova DasSarma, Dawn Drain, Stanislav Fort, Deep Ganguli, Tom Henighan, et al. Training a helpful and harmless assistant with reinforcement learning from human feedback. *arXiv preprint arXiv:2204.05862*, 2022.
- [9] Yuntao Bai, Saurav Kadavath, Sandipan Kundu, Amanda Askell, Jackson Kernion, Andy Jones, Anna Chen, Anna Goldie, Azalia Mirhoseini, Cameron McKinnon, et al. Constitutional ai: Harmlessness from ai feedback. *arXiv preprint arXiv:2212.08073*, 2022.
- [10] A. Basu, I. R. Harris, N. L. Hjort, and M. C. Jones. Robust and efficient estimation by minimising a density power divergence. *Biometrika*, 85(3):549–559, 1998.
- [11] Sebastian Bordt, Suraj Srinivas, Valentyn Boreiko, and Ulrike von Luxburg. How much can we forget about data contamination? *arXiv preprint arXiv:2410.03249*, 2024.
- [12] R. A. Bradley and M. E. Terry. Rank analysis of incomplete block designs: The method of paired comparisons. *Biometrika*, 39(3–4):324–345, 1952.
- [13] Markus M. Breunig, Hans-Peter Kriegel, Raymond T. Ng, and Jörg Sander. LOF: identifying density-based local outliers. In *Proceedings of the 2000 ACM SIGMOD International Conference on Management of Data*, pages 93–104. Association for Computing Machinery, 2000.
- [14] Alexander Bukharin, Ilgee Hong, Haoming Jiang, Zichong Li, Qingru Zhang, Zixuan Zhang, and Tuo Zhao. Robust reinforcement learning from corrupted human feedback. In *The Thirty-eighth Annual Conference on Neural Information Processing Systems*, 2024.
- [15] Tianchi Cai, Xierui Song, Jiyang Jiang, Fei Teng, Jinjie Gu, and Guannan Zhang. Ulma: Unified language model alignment with human demonstration and point-wise preference. *arXiv preprint arXiv:2312.02554*, 2023.

- [16] S. Casper, X. Davies, C. Shi, T. Krendl Gilbert, J. Scheurer, J. Rando, R. Freedman, T. Korbak, D. Lindner, P. Freire, T. T. Wang, S. Marks, C.-R. Segerie, M. Carroll, A. Peng, P. Christoffersen, M. Damani, S. Slocum, U. Anwar, A. Siththaranjan, M. Nadeau, E. J. Michaud, J. Pfau, D. Krashennnikov, X. Chen, L. Langosco, P. Hase, E. Biyik, A. Dragan, D. Krueger, D. Sadigh, and D. Hadfield-Menell. Open problems and fundamental limitations of reinforcement learning from human feedback. *Transactions on Machine Learning Research*, 2023.
- [17] Louis Castricato, Nathan Lile, Suraj Anand, Hailey Schoelkopf, Siddharth Verma, and Stella Biderman. Suppressing pink elephants with direct principle feedback. *arXiv preprint arXiv:2402.07896*, 2024.
- [18] Souradip Chakraborty, Jiahao Qiu, Hui Yuan, Alec Koppel, Dinesh Manocha, Furong Huang, Amrit Bedi, and Mengdi Wang. MaxMin-RLHF: Alignment with diverse human preferences. In *Proceedings of the 41st International Conference on Machine Learning*, volume 235 of *Proceedings of Machine Learning Research*, pages 6116–6135, 2024.
- [19] Khaoula Chehbouni, Jonathan Colaço Carr, Yash More, Jackie CK Cheung, and Golnoosh Farnadi. Beyond the safety bundle: Auditing the helpful and harmless dataset. In Luis Chiruzzo, Alan Ritter, and Lu Wang, editors, *Proceedings of the 2025 Conference of the Nations of the Americas Chapter of the Association for Computational Linguistics: Human Language Technologies (Volume 1: Long Papers)*, pages 11895–11925, Albuquerque, New Mexico, April 2025. Association for Computational Linguistics. ISBN 979-8-89176-189-6. URL <https://aclanthology.org/2025.naacl-long.596/>.
- [20] Keertana Chidambaram, Karthik Vinay Seetharaman, and Vasilis Syrgkanis. Direct preference optimization with unobserved preference heterogeneity. *arXiv preprint arXiv:2405.15065*, 2024.
- [21] Sang Keun Choe, Hwijeen Ahn, Juhan Bae, Kewen Zhao, Minsoo Kang, Youngseog Chung, Adithya Pratapa, Willie Neiswanger, Emma Strubell, Teruko Mitamura, et al. What is your data worth to gpt? Ilm-scale data valuation with influence functions. *arXiv preprint arXiv:2405.13954*, 2024.
- [22] S. R. Chowdhury, A. Kini, and N. Natarajan. Provably robust DPO: Aligning language models with noisy feedback. *arXiv preprint arXiv:2403.00409*, 2024.
- [23] Sayak Ray Chowdhury, Anush Kini, and Nagarajan Natarajan. Provably robust dpo: aligning language models with noisy feedback. In *Proceedings of the 41st International Conference on Machine Learning*, pages 42258–42274, 2024.
- [24] P. F. Christiano, J. Leike, T. Brown, M. Martic, S. Legg, and D. Amodei. Deep reinforcement learning from human preferences. In *Advances in Neural Information Processing Systems*, volume 30, pages 4299–4307, 2017.
- [25] Paul F Christiano, Jan Leike, Tom Brown, Miljan Martic, Shane Legg, and Dario Amodei. Deep reinforcement learning from human preferences. *Advances in neural information processing systems*, 30, 2017.
- [26] R Dennis Cook and Sanford Weisberg. Characterizations of an empirical influence function for detecting influential cases in regression. *Technometrics*, 22(4):495–508, 1980.
- [27] Ganqu Cui, Lifan Yuan, Ning Ding, Guanming Yao, Bingxiang He, Wei Zhu, Yuan Ni, Guotong Xie, Ruobing Xie, Yankai Lin, Zhiyuan Liu, and Maosong Sun. Ultrafeedback: Boosting language models with scaled ai feedback. *arXiv preprint arXiv:2310.01377*, 2024.
- [28] Ganqu Cui, Lifan Yuan, Ning Ding, Guanming Yao, Bingxiang He, Wei Zhu, Yuan Ni, Guotong Xie, Ruobing Xie, Yankai Lin, Zhiyuan Liu, and Maosong Sun. ULTRAfeedback: Boosting language models with scaled AI feedback. In Ruslan Salakhutdinov, Zico Kolter, Katherine Heller, Adrian Weller, Nuria Oliver, Jonathan Scarlett, and Felix Berkenkamp, editors, *Proceedings of the 41st International Conference on Machine Learning*, volume 235 of *Proceedings of Machine Learning Research*, pages 9722–9744. PMLR, 21–27 Jul 2024. URL <https://proceedings.mlr.press/v235/cui24f.html>.
- [29] Tim Dettmers, Mike Lewis, Sam Shleifer, and Luke Zettlemoyer. 8-bit optimizers via block-wise quantization. *9th International Conference on Learning Representations, ICLR*, 2022.
- [30] Tim Dettmers, Artidoro Pagnoni, Ari Holtzman, and Luke Zettlemoyer. Qlora: Efficient finetuning of quantized llms. *arXiv preprint arXiv:2305.14314*, 2023.

- [31] H. Fujisawa and S. Eguchi. Robust parameter estimation with a small bias against heavy contamination. *Journal of Multivariate Analysis*, 99(9):2053–2081, 2008.
- [32] M. Fujisawa, T. Teshima, I. Sato, and M. Sugiyama.  $\gamma$ -ABC: Outlier-robust approximate Bayesian computation based on a robust divergence estimator. In *Proceedings of The 24th International Conference on Artificial Intelligence and Statistics*, pages 1783–1791, 2021.
- [33] Deep Ganguli, Liane Lovitt, Jackson Kernion, Amanda Askell, Yuntao Bai, Saurav Kadavath, Ben Mann, Ethan Perez, Nicholas Schiefer, Kamal Ndousse, et al. Red teaming language models to reduce harms: Methods, scaling behaviors, and lessons learned. *arXiv preprint arXiv:2209.07858*, 2022.
- [34] Yang Gao, Dana Alon, and Donald Metzler. Impact of preference noise on the alignment performance of generative language models. In *First Conference on Language Modeling*, 2024. URL <https://openreview.net/forum?id=nMAaCsCTCI>.
- [35] Kristian Georgiev, Roy Rinberg, Sung Min Park, Shivam Garg, Andrew Ilyas, Aleksander Madry, and Seth Neel. Attribute-to-delete: Machine unlearning via datamodel matching. *arXiv preprint arXiv:2410.23232*, 2024.
- [36] Mohammad Gheshlaghi Azar, Zhaohan Daniel Guo, Bilal Piot, Remi Munos, Mark Rowland, Michal Valko, and Daniele Calandriello. A general theoretical paradigm to understand learning from human preferences. In Sanjoy Dasgupta, Stephan Mandt, and Yingzhen Li, editors, *Proceedings of The 27th International Conference on Artificial Intelligence and Statistics*, volume 238 of *Proceedings of Machine Learning Research*, pages 4447–4455, 2024.
- [37] A. Ghosh and A. Basu. Robust Bayes estimation using the density power divergence. *Annals of the Institute of Statistical Mathematics*, 68:413–437, 2016.
- [38] T. Gneiting and A. Raftery. Strictly proper scoring rules, prediction, and estimation. *Journal of the American Statistical Association*, 102(477):359–378, 2007.
- [39] I. J. Good. Discussion of “measuring information and uncertainty” by R. J. Buehler. *Foundations of Statistical Inference*, pages 337–339, 1971.
- [40] Roger Grosse, Juhan Bae, Cem Anil, Nelson Elhage, Alex Tamkin, Amirhossein Tajdini, Benoit Steiner, Dustin Li, Esin Durmus, Ethan Perez, et al. Studying large language model generalization with influence functions. *arXiv preprint arXiv:2308.03296*, 2023.
- [41] Suriya Gunasekar, Yi Zhang, Jyoti Aneja, Caio César Teodoro Mendes, Allie Del Giorno, Sivakanth Gopi, Mojan Javaheripi, Piero Kauffmann, Gustavo de Rosa, Olli Saarikivi, et al. Textbooks are all you need. *arXiv preprint arXiv:2306.11644*, 2023.
- [42] Suriya Gunasekar, Yi Zhang, Jyoti Aneja, Caio César Teodoro Mendes, Allie Del Giorno, Sivakanth Gopi, Mojan Javaheripi, Piero Kauffmann, Gustavo de Rosa, Olli Saarikivi, Adil Salim, Shital Shah, Harkirat Singh Behl, Xin Wang, Sébastien Bubeck, Ronen Eldan, Adam Tauman Kalai, Yin Tat Lee, and Yuanzhi Li. Textbooks are all you need. *arXiv preprint arXiv:2306.11644*, 2023.
- [43] F. R. Hampel, E. M. Ronchetti, P. J. Rousseeuw, and W. A. Stahel. *Robust Statistics: The Approach Based on Influence Functions*. Wiley Series in Probability and Statistics. John Wiley & Sons, 2011.
- [44] Frank R Hampel. The influence curve and its role in robust estimation. *Journal of the american statistical association*, 69(346):383–393, 1974.
- [45] Jochen Hartmann, Mark Heitmann, Christian Siebert, and Christina Schamp. More than a feeling: Accuracy and application of sentiment analysis. *International Journal of Research in Marketing*, 40(1):75–87, 2023. doi: <https://doi.org/10.1016/j.ijresmar.2022.05.005>. URL <https://www.sciencedirect.com/science/article/pii/S0167811622000477>.
- [46] Edward J Hu, yelong shen, Phillip Wallis, Zeyuan Allen-Zhu, Yuanzhi Li, Shean Wang, Lu Wang, and Weizhu Chen. LoRA: Low-rank adaptation of large language models. In *International Conference on Learning Representations*, 2022. URL <https://openreview.net/forum?id=nZeVKeeFYf9>.

- [47] P. J. Huber. Robust estimation of a location parameter. *The Annals of Mathematical Statistics*, 35(1):73 – 101, 1964.
- [48] P. J. Huber and E. M. Ronchetti. *Robust Statistics*. Wiley Series in Probability and Statistics. Wiley, 2011. ISBN 9781118210338.
- [49] Mojan Javaheripi, Sébastien Bubeck, Marah Abdin, Jyoti Aneja, Sebastien Bubeck, Caio César Teodoro Mendes, Weizhu Chen, Allie Del Giorno, Ronen Eldan, Sivakanth Gopi, et al. Phi-2: The surprising power of small language models. *Microsoft Research Blog*, 1(3):3, 2023.
- [50] Jiaming Ji, Mickel Liu, Josef Dai, Xuehai Pan, Chi Zhang, Ce Bian, Boyuan Chen, Ruiyang Sun, Yizhou Wang, and Yaodong Yang. Beavertails: Towards improved safety alignment of llm via a human-preference dataset. *Advances in Neural Information Processing Systems*, 36:24678–24704, 2023.
- [51] Cathy Jiao, Weizhen Gao, Aditi Raghunathan, and Chenyan Xiong. On the feasibility of in-context probing for data attribution. In *Findings of the Association for Computational Linguistics: NAACL 2025*, pages 5140–5155, 2025.
- [52] T. Kanamori and H. Fujisawa. Affine invariant divergences associated with proper composite scoring rules and their applications. *Bernoulli*, 20(4):2278–2304, 2014.
- [53] T. Kanamori and H. Fujisawa. Robust estimation under heavy contamination using unnormalized models. *Biometrika*, 102(3):559–572, 2015.
- [54] Timo Kaufmann, Paul Weng, Viktor Bengs, and Eyke Hüllermeier. A survey of reinforcement learning from human feedback. *arXiv preprint arXiv:2312.14925*, 10, 2023.
- [55] Keyi Kong, Xilie Xu, Di Wang, Jingfeng Zhang, and Mohan Kankanhalli. Perplexity-aware correction for robust alignment with noisy preferences. In A. Globerson, L. Mackey, D. Belgrave, A. Fan, U. Paquet, J. Tomczak, and C. Zhang, editors, *Advances in Neural Information Processing Systems*, volume 37, pages 28296–28321. Curran Associates, Inc., 2024. URL [https://proceedings.neurips.cc/paper\\_files/paper/2024/file/31a57804448363bcab777f818f75f5b4-Paper-Conference.pdf](https://proceedings.neurips.cc/paper_files/paper/2024/file/31a57804448363bcab777f818f75f5b4-Paper-Conference.pdf).
- [56] Keyi Kong, Xilie Xu, Di Wang, Jingfeng Zhang, and Mohan S Kankanhalli. Perplexity-aware correction for robust alignment with noisy preferences. *Advances in Neural Information Processing Systems*, 37:28296–28321, 2024.
- [57] Andreas Köpf, Yannic Kilcher, Dimitri Von Rütte, Sotiris Anagnostidis, Zhi Rui Tam, Keith Stevens, Abdullah Barhoum, Duc Nguyen, Oliver Stanley, Richárd Nagyfi, et al. Openassistant conversations-democratizing large language model alignment. *Advances in Neural Information Processing Systems*, 36:47669–47681, 2023.
- [58] Yongchan Kwon, Eric Wu, Kevin Wu, and James Zou. Datainf: Efficiently estimating data influence in lora-tuned llms and diffusion models. *arXiv preprint arXiv:2310.00902*, 2023.
- [59] Yongchan Kwon, Eric Wu, Kevin Wu, and James Zou. Datainf: Efficiently estimating data influence in loRA-tuned LLMs and diffusion models. In *The Twelfth International Conference on Learning Representations*, 2024. URL <https://openreview.net/forum?id=9m02ib92Wz>.
- [60] H. Lee, S. Phatale, H. Mansoor, T. Mesnard, J. Ferret, K. Lu, C. Bishop, E. Hall, V. Carbune, A. Rastogi, and S. Prakash. RLAIIF: Scaling reinforcement learning from human feedback with AI feedback. *arXiv preprint arXiv:2309.00267*, 2023.
- [61] Wenjie Li, Jiawei Li, Christian Schroeder de Witt, Ameya Prabhu, and Amartya Sanyal. Delta-influence: Unlearning poisons via influence functions. *arXiv preprint arXiv:2411.13731*, 2024.
- [62] Zhe Li, Wei Zhao, Yige Li, and Jun Sun. Do influence functions work on large language models? *arXiv preprint arXiv:2409.19998*, 2024.
- [63] Paul Pu Liang, Chiyu Wu, Louis-Philippe Morency, and Ruslan Salakhutdinov. Towards understanding and mitigating social biases in language models. In *International conference on machine learning*, pages 6565–6576. PMLR, 2021.
- [64] X. Liang, C. Chen, S. Qiu, J. Wang, Y. Wu, Z. Fu, Z. Shi, F. Wu, and J. Ye. ROPO: Robust preference optimization for large language models. *arXiv preprint arXiv:2404.04102*, 2024.



- [65] Xiaoqun Liu, Jiacheng Liang, Muchao Ye, and Zhaohan Xi. Robustifying safety-aligned large language models through clean data curation. *arXiv preprint arXiv:2405.19358*, 2024.
- [66] Yinhan Liu, Myle Ott, Naman Goyal, Jingfei Du, Mandar Joshi, Danqi Chen, Omer Levy, Mike Lewis, Luke Zettlemoyer, and Veselin Stoyanov. Roberta: A robustly optimized bert pretraining approach. *arXiv preprint arXiv:1907.11692*, 2019.
- [67] Junyu Luo, Xiao Luo, Kaize Ding, Jingyang Yuan, Zhiping Xiao, and Ming Zhang. Robustft: Robust supervised fine-tuning for large language models under noisy response. *arXiv preprint arXiv:2412.14922*, 2024.
- [68] Andrew Maas, Raymond E Daly, Peter T Pham, Dan Huang, Andrew Y Ng, and Christopher Potts. Learning word vectors for sentiment analysis. In *Proceedings of the 49th annual meeting of the association for computational linguistics: Human language technologies*, pages 142–150, 2011.
- [69] Debmalaya Mandal, Andi Nika, Parameswaran Kamalaruban, Adish Singla, and Goran Radanovic. Corruption robust offline reinforcement learning with human feedback. In *The 28th International Conference on Artificial Intelligence and Statistics*, 2025.
- [70] Sourab Mangrulkar, Sylvain Gugger, Lysandre Debut, Younes Belkada, Sayak Paul, and Benjamin Bossan. Peft: State-of-the-art parameter-efficient fine-tuning methods. <https://github.com/huggingface/peft>, 2022.
- [71] Ricardo A. Maronna. *Robust Statistics: Theory and Methods (with R)*. Wiley Series in Probability and Statistics. Wiley, second edition, 2019.
- [72] T. Matsubara, J. Knoblauch, F.-X. Briol, and C. J. Oates. Robust generalised Bayesian inference for intractable likelihoods. *Journal of the Royal Statistical Society: Series B (Statistical Methodology)*, 84(3):997–1022, 2022.
- [73] Eric Mitchell. A note on dpo with noisy preferences and relationship to ipo, 2023, 2023. URL <https://ericmitchell.ai/cdpo.pdf>.
- [74] Reiichiro Nakano, Jacob Hilton, Suchir Balaji, Jeff Wu, Long Ouyang, Christina Kim, Christopher Hesse, Shantanu Jain, Vineet Kosaraju, William Saunders, et al. Webgpt: Browser-assisted question-answering with human feedback. *arXiv preprint arXiv:2112.09332*, 2021.
- [75] Yurii Nesterov. *Lectures on Convex Optimization*. Springer Publishing Company, Incorporated, 2nd edition, 2018. ISBN 3319915770.
- [76] Long Ouyang, Jeffrey Wu, Xu Jiang, Diogo Almeida, Carroll Wainwright, Pamela Mishkin, Chong Zhang, Sandhini Agarwal, Katarina Slama, Alex Ray, et al. Training language models to follow instructions with human feedback. *Advances in neural information processing systems*, 35:27730–27744, 2022.
- [77] Yijun Pan, Taiwei Shi, Jieyu Zhao, and Jiaqi W Ma. Detecting and filtering unsafe training data via data attribution. *arXiv preprint arXiv:2502.11411*, 2025.
- [78] Adam Paszke, Sam Gross, Francisco Massa, Adam Lerer, James Bradbury, Gregory Chanan, Trevor Killeen, Zeming Lin, Natalia Gimelshein, Luca Antiga, Alban Desmaison, Andreas Kopf, Edward Yang, Zachary DeVito, Martin Raison, Alykhan Tejani, Sasank Chilamkurthy, Benoit Steiner, Lu Fang, Junjie Bai, and Soumith Chintala. Pytorch: An imperative style, high-performance deep learning library. In H. Wallach, H. Larochelle, A. Beygelzimer, F. d’Alché-Buc, E. Fox, and R. Garnett, editors, *Advances in Neural Information Processing Systems*, volume 32. Curran Associates, Inc., 2019. URL [https://proceedings.neurips.cc/paper\\_files/paper/2019/file/bdbca288fee7f92f2bfa9f7012727740-Paper.pdf](https://proceedings.neurips.cc/paper_files/paper/2019/file/bdbca288fee7f92f2bfa9f7012727740-Paper.pdf).
- [79] Sriyash Poddar, Yanming Wan, Hamish Ivison, Abhishek Gupta, and Natasha Jaques. Personalizing reinforcement learning from human feedback with variational preference learning. In *The Thirty-eighth Annual Conference on Neural Information Processing Systems*, 2024. URL <https://openreview.net/forum?id=gRG6SzbW9p>.
- [80] Vasilis Pollatos, Debmalaya Mandal, and Goran Radanovic. On corruption-robustness in performative reinforcement learning. In *Proceedings of the AAAI Conference on Artificial Intelligence*, pages 19939–19947, 2025.
- [81] Alec Radford, Jeffrey Wu, Rewon Child, David Luan, Dario Amodei, Ilya Sutskever, et al. Language models are unsupervised multitask learners. *OpenAI blog*, 1(8):9, 2019.

- [82] R. Rafailov, A. Sharma, E. Mitchell, C. D Manning, S. Ermon, and C. Finn. Direct preference optimization: Your language model is secretly a reward model. In *Advances in Neural Information Processing Systems*, 2023.
- [83] Shyam Sundhar Ramesh, Yifan Hu, Iason Chaimalas, Viraj Mehta, Pier Giuseppe Sessa, Haitham Bou Ammar, and Ilija Bogunovic. Group robust preference optimization in reward-free RLHF. In *The Thirty-eighth Annual Conference on Neural Information Processing Systems*, 2024.
- [84] Yi Ren and Danica J. Sutherland. Learning dynamics of LLM finetuning. In *The Thirteenth International Conference on Learning Representations*, 2025. URL <https://openreview.net/forum?id=tPNH0oZF19>.
- [85] Mrinank Sharma, Meg Tong, Tomasz Korbak, David Duvenaud, Amanda Askell, Samuel R. Bowman, Esin DURMUS, Zac Hatfield-Dodds, Scott R Johnston, Shauna M Kravec, Timothy Maxwell, Sam McCandlish, Kamal Ndousse, Oliver Rausch, Nicholas Schiefer, Da Yan, Miranda Zhang, and Ethan Perez. Towards understanding sycophancy in language models. In *The Twelfth International Conference on Learning Representations*, 2024. URL <https://openreview.net/forum?id=tvhaxkMKAn>.
- [86] Wei Shen, Xiaoying Zhang, Yuanshun Yao, Rui Zheng, Hongyi Guo, and Yang Liu. Improving reinforcement learning from human feedback using contrastive rewards. *arXiv preprint arXiv:2403.07708*, 2024.
- [87] Damien Sileo. tasksource: A large collection of NLP tasks with a structured dataset preprocessing framework. In *Proceedings of the 2024 Joint International Conference on Computational Linguistics, Language Resources and Evaluation (LREC-COLING 2024)*, pages 15655–15684, 2024. URL <https://aclanthology.org/2024.lrec-main.1361/>.
- [88] Nisan Stiennon, Long Ouyang, Jeffrey Wu, Daniel Ziegler, Ryan Lowe, Chelsea Voss, Alec Radford, Dario Amodei, and Paul F Christiano. Learning to summarize with human feedback. *Advances in neural information processing systems*, 33: 3008–3021, 2020.
- [89] Zhiqing Sun, Yikang Shen, Qinhong Zhou, Hongxin Zhang, Zhenfang Chen, David Cox, Yiming Yang, and Chuang Gan. Principle-driven self-alignment of language models from scratch with minimal human supervision. *Advances in Neural Information Processing Systems*, 36:2511–2565, 2023.
- [90] Gemini Team, Rohan Anil, Sebastian Borgeaud, Jean-Baptiste Alayrac, Jiahui Yu, Radu Soricut, Johan Schalkwyk, Andrew M Dai, Anja Hauth, Katie Millican, et al. Gemini: a family of highly capable multimodal models. *arXiv preprint arXiv:2312.11805*, 2023.
- [91] Mistral AI team. Un ministral, des ministraux, 2024. URL <https://mistral.ai/news/ministraux>.
- [92] Mistral AI team. Mistral nemo, 2024. URL <https://mistral.ai/news/mistral-nemo>.
- [93] Hugo Touvron, Louis Martin, Kevin Stone, Peter Albert, Amjad Almahairi, Yasmine Babaei, Nikolay Bashlykov, Soumya Batra, Prajjwal Bhargava, Shruti Bhosale, et al. Llama 2: Open foundation and fine-tuned chat models. *arXiv preprint arXiv:2307.09288*, 2023.
- [94] Ashish Vaswani, Noam Shazeer, Niki Parmar, Jakob Uszkoreit, Llion Jones, Aidan N Gomez, Łukasz Kaiser, and Illia Polosukhin. Attention is all you need. *Advances in neural information processing systems*, 30, 2017.
- [95] Michael Völske, Martin Potthast, Shahbaz Syed, and Benno Stein. TL;DR: Mining Reddit to learn automatic summarization. In Lu Wang, Jackie Chi Kit Cheung, Giuseppe Carenini, and Fei Liu, editors, *Proceedings of the Workshop on New Frontiers in Summarization*, pages 59–63, Copenhagen, Denmark, September 2017. Association for Computational Linguistics. doi: 10.18653/v1/W17-4508. URL <https://aclanthology.org/W17-4508/>.
- [96] Leandro von Werra, Younes Belkada, Lewis Tunstall, Edward Beeching, Tristan Thrush, Nathan Lambert, Shengyi Huang, Kashif Rasul, and Quentin Gallouédec. Trl: Transformer reinforcement learning. <https://github.com/huggingface/trl>, 2020.
- [97] Binghai Wang, Rui Zheng, Lu Chen, Yan Liu, Shihan Dou, Caishuang Huang, Wei Shen, Senjie Jin, Enyu Zhou, Chenyu Shi, Songyang Gao, Nuo Xu, Yuhao Zhou, Xiaoran Fan, Zhiheng Xi, Jun Zhao, Xiao Wang, Tao Ji, Hang Yan, Lixing Shen, Zhan Chen, Tao Gui, Qi Zhang, Xipeng Qiu, Xuanjing Huang, Zuxuan Wu, and Yu-Gang Jiang. Secrets of RLHF in large language models part II: Reward modeling. *arXiv preprint arXiv:2401.06080*, 2024.

- [98] C. Wang, Y. Jiang, C. Yang, H. Liu, and Y. Chen. Beyond reverse KL: Generalizing direct preference optimization with diverse divergence constraints. In *The Twelfth International Conference on Learning Representations*, 2024. URL <https://openreview.net/forum?id=2cRzmWXX9N>.
- [99] Jiachen T. Wang, Tong Wu, Dawn Song, Prateek Mittal, and Ruoxi Jia. Greats: Online selection of high-quality data for llm training in every iteration. In *Advances in Neural Information Processing Systems*, volume 37, pages 131197–131223, 2024. URL [https://proceedings.neurips.cc/paper\\_files/paper/2024/file/ed165f2ff227cf36c7e3ef88957dadd9-Paper-Conference.pdf](https://proceedings.neurips.cc/paper_files/paper/2024/file/ed165f2ff227cf36c7e3ef88957dadd9-Paper-Conference.pdf).
- [100] Jiachen T. Wang, Prateek Mittal, Dawn Song, and Ruoxi Jia. Data shapley in one training run. In *The Thirteenth International Conference on Learning Representations*, 2025. URL <https://openreview.net/forum?id=HD6bWcj87Y>.
- [101] Yizhong Wang, Yeganeh Kordi, Swaroop Mishra, Alisa Liu, Noah A Smith, Daniel Khashabi, and Hannaneh Hajishirzi. Self-instruct: Aligning language models with self-generated instructions. In *Proceedings of the 61st Annual Meeting of the Association for Computational Linguistics (Volume 1: Long Papers)*, pages 13484–13508, 2023.
- [102] Thomas Wolf, Lysandre Debut, Victor Sanh, Julien Chaumond, Clement Delangue, Anthony Moi, Pierric Cistac, Tim Rault, Rémi Louf, Morgan Funtowicz, et al. Huggingface’s transformers: State-of-the-art natural language processing. *arXiv preprint arXiv:1910.03771*, 2019.
- [103] Junkang Wu, Yuexiang Xie, Zhengyi Yang, Jiancan Wu, Jiawei Chen, Jinyang Gao, Bolin Ding, Xiang Wang, and Xiangnan He. Towards robust alignment of language models: Distributionally robustifying direct preference optimization. *arXiv preprint arXiv:2407.07880*, 2024.
- [104] Junkang Wu, Yuexiang Xie, Zhengyi Yang, Jiancan Wu, Jinyang Gao, Bolin Ding, Xiang Wang, and Xiangnan He.  $\beta$ -DPO: Direct preference optimization with dynamic  $\beta$ . *Advances in Neural Information Processing Systems*, 37:129944–129966, 2024.
- [105] An Yang, Baosong Yang, Beichen Zhang, Binyuan Hui, Bo Zheng, Bowen Yu, Chengyuan Li, Dayiheng Liu, Fei Huang, Haoran Wei, et al. Qwen2. 5 technical report. *arXiv preprint arXiv:2412.15115*, 2024.
- [106] Chunting Zhou, Pengfei Liu, Puxin Xu, Srinivasan Iyer, Jiao Sun, Yuning Mao, Xuezhe Ma, Avia Efrat, Ping Yu, Lili Yu, et al. Lima: Less is more for alignment. *Advances in Neural Information Processing Systems*, 36:55006–55021, 2023.
- [107] Tongtian Zhu, Wenhao Li, Can Wang, and Fengxiang He. DICE: Data influence cascade in decentralized learning. In *The Thirteenth International Conference on Learning Representations*, 2025. URL <https://openreview.net/forum?id=2TIYkqieKw>.
- [108] Arthur Zimek, Erich Schubert, and Hans-Peter Kriegel. A survey on unsupervised outlier detection in high-dimensional numerical data. *Statistical Analysis and Data Mining: An ASA Data Science Journal*, 5(5):363–387, 2012.

# Part I

## Appendix

### Table of Contents

<b>A Broader impact statement</b>	<b>17</b>
<b>B Additional Discussion of Related Work</b>	<b>18</b>
<b>C Influence Function to Measure the Impact of the data contamination for DPO</b>	<b>18</b>
<b>D Computation of Hölder-DPO Objective</b>	<b>19</b>
<b>E Proofs</b>	<b>19</b>
E.1 Proof for Theorem 2 . . . . .	19
E.2 Proof for Corollary 2 . . . . .	20
E.3 Proof for Theorem 4 . . . . .	21
E.4 Proof for Corollary 1 . . . . .	25
<b>F Contamination ratio estimation and outlier detection</b>	<b>25</b>
F.1 Model extension approach to both parameter estimation and contamination rate estimation . . . . .	25
F.2 Contamination ratio estimation . . . . .	25
F.3 Estimator of $\xi^*$ . . . . .	27
F.4 Choice of $\phi$ . . . . .	28
<b>G IF Analysis for the DPO variants</b>	<b>30</b>
G.1 cDPO do not satisfy the redescending property . . . . .	30
G.2 IPO do not satisfy the redescending property . . . . .	30
G.3 rDPO do not satisfy the redescending property . . . . .	31
G.4 Dr. DPO do not satisfy the redescending property . . . . .	32
<b>H Additional Experimental details</b>	<b>35</b>
H.1 Dataset and model details . . . . .	35
H.2 Training and hyperparameter details . . . . .	35
H.3 Anthropic HH dataset valuation . . . . .	36
H.4 Additional hyperparameter experiments . . . . .	36

## A Broader impact statement

Robust model alignment and reliable human feedback valuation are critical for the safe deployment of large language models (LLMs). While our work may have various societal implications, we do not identify any specific risks that require immediate attention.

Conceptually, our definition of “robustness” aligns with a utilitarian perspective: we assume that the majority opinion in the training dataset represents the true target distribution, and that minority opinions deviating from this majority are noise to be filtered out. This assumption is often reasonable in applications like toxicity removal or instruction following, where the normative standard tends to be implicitly shared by the majority.

However, we acknowledge that this framework does not universally apply. In contexts such as opinion formation or deliberative dialogue, disregarding minority voices is inappropriate and potentially harmful. In such cases, distributionally robust methods (e.g., [83, 20]) that account for underrepresented groups are more suitable. Fundamentally, these challenges relate to the broader problem of aggregating heterogeneous preferences into a single model—a problem well-known in social choice

theory. According to the impossibility theorem [5], no aggregation rule (or "social welfare functional") can simultaneously satisfy all desirable rationality axioms. As such, there is no universally optimal solution, and algorithmic choices must be guided by task-specific priorities (see, e.g., [2]).

## B Additional Discussion of Related Work

**Theoretical Role of Influence Functions.** While influence functions (IFs) have been widely used for dataset valuation and model interpretation [40, 59], their use in deriving *robustness guarantees* remains less explored. Classical works in robust statistics [48, 43] provide foundational tools for analyzing model behavior under infinitesimal contamination. Our work draws a conceptual bridge between these classical formulations and the practical challenges in LLM alignment, utilizing IFs to derive sufficient conditions for redescending robustness and contamination detection.

**Limitations of Prior Robust DPOs.** Recent works propose various robust DPO formulations, including DRO-based [103], noise-aware [22], and filtering-enhanced methods [64]. However, many of these approaches either break the connection to reward learning or rely on strong assumptions or additional supervision. Our Hölder-DPO maintains a clean theoretical formulation with a robustness guarantee, while being computationally efficient and easy to implement.

**Empirical Noise Levels and Filtering Limitations.** Empirical studies report that preference datasets often contain 20–40% noise [34, 60], with performance degrading sharply under modest increases in noise. Common mitigation strategies, such as regularization [34] and teacher-based filtering [34, 16], suffer from limited generalization and inefficiency against symmetric noise. Our approach requires neither external LLMs nor manual heuristics, offering a lightweight alternative grounded in divergence-based theory.

**Broader Applicability.** Our framework naturally extends to settings like:

- **Group-specific Alignment:** Supporting heterogeneous user preferences [83, 18].
- **Personalized Objectives:** Aligning LLMs to individual user intents [79].
- **DPO with Divergence Constraints:** Leveraging  $f$ -divergences to balance alignment and diversity [98].

## C Influence Function to Measure the Impact of the data contamination for DPO

Given the application of DPO and under the first-order optimality conditions, the model alignment results for  $p_{\mathcal{D}}(s)$  and  $p_{\tilde{\mathcal{D}}}^{(\epsilon)}(\tilde{s})$  are expressed as:

$$\theta^* = \operatorname{argmin}_{\theta} \mathbb{E}_{p_{\mathcal{D}}(s)} [-\log \sigma(g_{\theta}(s))] \quad \text{and} \quad \theta^*(\epsilon) = \operatorname{argmin}_{\theta} \mathbb{E}_{p_{\tilde{\mathcal{D}}}^{(\epsilon)}(\tilde{s})} [-\log \sigma(g_{\theta}(\tilde{s}))]. \quad (13)$$

From our definition of contamination data in Section 2.2, its influence on model alignment can be quantified by measuring the deviation in the optimized parameters, given by  $\|\theta^*(\epsilon) - \theta^*\|$ . To evaluate this quantity, we apply a Taylor expansion with respect to  $\epsilon$  around  $\epsilon = 0$  for  $\theta^*(\epsilon)$ , yielding:

$$\theta^*(\epsilon) = \theta^* + \epsilon \cdot \left. \frac{\partial \theta^*(\epsilon)}{\partial \epsilon} \right|_{\epsilon=0} + \mathcal{O}(\epsilon^2) \Rightarrow \theta^*(\epsilon) - \theta^* = \epsilon \cdot \left. \frac{\partial \theta^*(\epsilon)}{\partial \epsilon} \right|_{\epsilon=0} + \mathcal{O}(\epsilon^2).$$

From this result, we can approximately evaluate the influence of  $s_{\text{flip}}$  as follows:

$$\text{IF}(z, \theta, p_{\mathcal{D}}) := \left| \left. \frac{\partial \theta^*(\epsilon)}{\partial \epsilon} \right|_{\epsilon=0} \right|, \quad (14)$$

which is called as the *influence function* (IF) in the robust statistic context [43]. In the next section, we provide a detailed discussion on the robustness of DPO to contamination data through an analysis of this IF.



## D Computation of Hölder-DPO Objective

Here, we describe the computation of the Hölder-DPO objective introduced in Eq. (8). Given the dataset  $\mathcal{D} = \{s^{(i)}\}_{i=1}^N$  with  $s^{(i)} \sim p_{\mathcal{D}}$ , our optimization objective is:

$$\operatorname{argmin}_{\theta} S_{\gamma}(p_{\mathcal{D}} \|\sigma(g_{\theta})) \Rightarrow \operatorname{argmin}_{\theta} \phi \left( \frac{\mathbb{E}_{p_{\mathcal{D}}}[\sigma(g_{\theta}(s))^{\gamma}]}{\int \sigma(g_{\theta}(s))^{1+\gamma} ds} \right) \cdot \left( \int \sigma(g_{\theta}(s))^{1+\gamma} ds \right).$$

The numerator  $\mathbb{E}_{p_{\mathcal{D}}}[\sigma(g_{\theta}(s))^{\gamma}]$  is directly estimated from the empirical distribution. However, the integral in the denominator is generally intractable. To address this, we approximate it using the empirical measure  $d\hat{g}(s) := \frac{1}{N} \sum_{i=1}^N \delta(s - s^{(i)})$ , yielding:

$$\int \sigma(g_{\theta}(s))^{1+\gamma} d\hat{g}(s) = \frac{1}{N} \sum_{i=1}^N \sigma(g_{\theta}(s^{(i)}))^{1+\gamma},$$

where  $\delta$  is the Dirac's delta function.

Thus, our estimator can be expressed as:

$$\hat{S}_{\gamma}(p_{\mathcal{D}} \|\sigma(g_{\theta})) = \phi \left( \frac{\frac{1}{N} \sum_{i=1}^N \sigma(g_{\theta}(s^{(i)}))^{\gamma}}{\frac{1}{N} \sum_{i=1}^N \sigma(g_{\theta}(s^{(i)}))^{1+\gamma}} \right) \cdot \left( \frac{1}{N} \sum_{i=1}^N \sigma(g_{\theta}(s^{(i)}))^{1+\gamma} \right).$$

For the special case where  $\phi(h) = \gamma - (1 + \gamma)h$ , corresponding to the scaled density power divergence, the objective simplifies to:

$$\hat{S}_{\text{DP}}(p_{\mathcal{D}} \|\sigma(g_{\theta})) = -\frac{(1 + \gamma)}{N} \sum_{i=1}^N \sigma(g_{\theta}(s^{(i)}))^{\gamma} + \frac{\gamma}{N} \sum_{i=1}^N \sigma(g_{\theta}(s^{(i)}))^{1+\gamma}.$$

An alternative approach for constructing a more precise estimator is to employ importance sampling. However, in the context of LLM fine-tuning, selecting an appropriate proposal distribution is nontrivial. While this issue lies beyond the scope of the present work, it constitutes an important direction for future research. Importantly, our empirical results confirm that this objective still retains the key robustness properties of DP divergence: it remains resistant to label-flipped dataset and enables accurate estimation of the contamination ratio in practice (see Section 5).

## E Proofs

### E.1 Proof for Theorem 2

**Theorem 5** (IF for DPO). *Suppose  $\theta^*$  denotes the optimal parameters learned from clean dataset  $p_{\mathcal{D}}$ , and  $\theta^*(\epsilon)$  denotes those learned from  $\epsilon$ -contaminated dataset  $p_{\mathcal{D}}^{(\epsilon)}$ . Assume that the Hessian  $\nabla_{\theta}^2 \mathcal{L}(s, \pi_{\theta})|_{\theta=\theta^*}$  is positive definite. Then, the  $s_{\text{flip}}$ -dependent component of the IF for DPO is given by:*

$$\text{IF}_{\text{DPO}}(x, \theta, p_{\mathcal{D}}) \propto |\mathbb{E}_{p(s_{\text{flip}})}[\nabla_{\theta} \mathcal{L}(s_{\text{flip}}, \pi_{\theta^*})]|, \quad (15)$$

where  $\nabla_{\theta} \mathcal{L}(s_{\text{flip}}, \pi_{\theta^*})$  is in Eq. (3).

*Proof.* The gradient of Eq. (2) under  $p_{\mathcal{D}}^{(\epsilon)}$  is given by

$$\nabla_{\theta} \tilde{\mathcal{L}}(\tilde{s}, \pi_{\theta}) = -\beta \mathbb{E}_{p_{\mathcal{D}}^{(\epsilon)}} \left[ \sigma(-g_{\theta}(\tilde{s})) \left( \nabla_{\theta} \log \pi_{\theta}(\tilde{y}_{\text{win}} | \tilde{x}) - \nabla_{\theta} \log \pi_{\theta}(\tilde{y}_{\text{lose}} | \tilde{x}) \right) \right],$$

where  $\tilde{s} = \{\tilde{x}, \tilde{y}_{\text{win}}, \tilde{y}_{\text{lose}}\} \sim p_{\mathcal{D}}^{(\epsilon)}$ .

From the definition of  $\theta^*(\epsilon)$ , we have  $0 = \nabla_{\theta} \tilde{\mathcal{L}}(\tilde{s}, \pi_{\theta})|_{\theta=\theta^*(\epsilon)}$ . By taking the derivation of this term w.r.t.  $\epsilon$ , we obtain

$$\begin{aligned}
0 &= \frac{\partial}{\partial \epsilon} \nabla_{\theta} \tilde{\mathcal{L}}(\tilde{s}, \pi_{\theta}) \Big|_{\theta=\theta^*(\epsilon)} \\
&= -\beta \frac{\partial}{\partial \epsilon} \mathbb{E}_{p_{\mathcal{D}}^{(\epsilon)}} \left[ \underbrace{\sigma(-g_{\theta^*(\epsilon)}(\tilde{s})) \left( \nabla_{\theta} \log \pi_{\theta^*(\epsilon)}(\tilde{y}_{\text{win}} | \tilde{x}) - \nabla_{\theta} \log \pi_{\theta^*(\epsilon)}(\tilde{y}_{\text{lose}} | \tilde{x}) \right)}_{=: F_{\theta^*(\epsilon)}(\tilde{s})} \right] \\
&= -\beta \left\{ \int \left\{ \frac{\partial}{\partial \epsilon} p_{\mathcal{D}}^{(\epsilon)}(\tilde{s}) \right\} F_{\theta^*(\epsilon)}(\tilde{s}) d\tilde{s} + \mathbb{E}_{p_{\mathcal{D}}^{(\epsilon)}} \left[ \frac{\partial}{\partial \epsilon} F_{\theta^*(\epsilon)}(\tilde{s}) \right] \right\} \\
&= -\beta \left\{ \int \left\{ \frac{\partial}{\partial \epsilon} p_{\mathcal{D}}^{(\epsilon)}(\tilde{s}) \right\} F_{\theta^*(\epsilon)}(\tilde{s}) d\tilde{s} + \mathbb{E}_{p_{\mathcal{D}}^{(\epsilon)}} \left[ \frac{\partial \theta^*(\epsilon)}{\partial \epsilon} \frac{\partial F_{\theta^*(\epsilon)}(\tilde{s})}{\partial \theta^*(\epsilon)} \right] \right\} \\
&= -\beta \left\{ \int \left\{ \frac{\partial}{\partial \epsilon} p_{\mathcal{D}}^{(\epsilon)}(\tilde{s}) \right\} F_{\theta^*(\epsilon)}(\tilde{s}) d\tilde{s} + \mathbb{E}_{p_{\mathcal{D}}^{(\epsilon)}} \left[ \frac{\partial \theta^*(\epsilon)}{\partial \epsilon} H_{\theta^*(\epsilon)}(\tilde{s}) \right] \right\}, \tag{16}
\end{aligned}$$

where  $H_{\theta^*(\epsilon)}(\tilde{s}) := \frac{\partial F_{\theta^*(\epsilon)}(\tilde{s})}{\partial \theta^*(\epsilon)}$ .

From the definition of  $p_{\mathcal{D}}^{(\epsilon)}(\tilde{s})$ , we obtain

$$\int \left\{ \frac{\partial}{\partial \epsilon} p_{\mathcal{D}}^{(\epsilon)}(\tilde{s}) \right\} F_{\theta^*(\epsilon)}(\tilde{s}) d\tilde{s} = \mathbb{E}_{p(s_{\text{flip}})} [F_{\theta^*(\epsilon)}(s_{\text{flip}})] - \mathbb{E}_{p_{\mathcal{D}}} [F_{\theta^*(\epsilon)}(s)],$$

since  $\frac{\partial}{\partial \epsilon} p_{\mathcal{D}}^{(\epsilon)}(\tilde{s}) = \delta_{s_{\text{flip}}} + p_{\mathcal{D}}(s)$ , where  $F_{\theta^*(\epsilon)}(s_{\text{flip}}) := \sigma(-g_{\theta^*(\epsilon)}(s_{\text{flip}}))(\nabla_{\theta} \log \pi_{\theta^*(\epsilon)}(y_{\text{win}}^z | z) - \nabla_{\theta} \log \pi_{\theta^*(\epsilon)}(y_{\text{lose}}^z | z))$ . By taking  $\epsilon \rightarrow 0$ , we have

$$\left( \int \left\{ \frac{\partial}{\partial \epsilon} p_{\mathcal{D}}^{(\epsilon)}(\tilde{s}) \right\} F_{\theta^*(\epsilon)}(\tilde{s}) d\tilde{s} \right) \Big|_{\epsilon=0} = \mathbb{E}_{p(s_{\text{flip}})} [F_{\theta^*}(s_{\text{flip}})],$$

since  $\theta^{(*)}(\epsilon) \rightarrow \theta^{(*)}$  and thus  $\mathbb{E}_{p_{\mathcal{D}}} [F_{\theta^*}(s)] = \nabla_{\theta} \mathcal{L}(\pi_{\theta}; \pi_{\text{ref}})|_{\theta=\theta^*} = 0$  from the first-order optimal condition in Eq. (13).

Furthermore, we also obtain

$$\mathbb{E}_{p_{\mathcal{D}}^{(\epsilon)}} \left[ \frac{\partial \theta^*(\epsilon)}{\partial \epsilon} H_{\theta^*(\epsilon)}(\tilde{s}) \right] \Big|_{\epsilon=0} = \mathbb{E}_{p_{\mathcal{D}}} \left[ \frac{\partial \theta^*(\epsilon)}{\partial \epsilon} H_{\theta^*}(s) \right],$$

where  $H_{\theta^*}(s) := \frac{\partial F_{\theta^*}(s)}{\partial \theta^*}$ .

Then, Eq. (16) under  $\epsilon \rightarrow 0$  can be rewritten as

$$0 = \left( \frac{\partial}{\partial \epsilon} \nabla_{\theta} \tilde{\mathcal{L}}(\pi_{\theta}; \pi_{\text{ref}}) \Big|_{\theta=\theta^*(\epsilon)} \right) \Big|_{\epsilon=0} = -\beta \left\{ F_{\theta^*}(s_{\text{flip}}) + \mathbb{E}_{p_{\mathcal{D}}} \left[ \frac{\partial \theta^*(\epsilon)}{\partial \epsilon} \Big|_{\epsilon=0} H_{\theta^*}(s) \right] \right\}.$$

By solving the above equality w.r.t.  $\frac{\partial \theta^*(\epsilon)}{\partial \epsilon}$ , we obtain

$$\frac{\partial \theta^*(\epsilon)}{\partial \epsilon} \Big|_{\epsilon=0} = - \left( \mathbb{E}_{p_{\mathcal{D}}} [H_{\theta^*}(s)] \right)^{-1} \mathbb{E}_{p(s_{\text{flip}})} [F_{\theta^*}(s_{\text{flip}})].$$

This completes the proof.  $\square$

## E.2 Proof for Corollary 2

**Corollary 2 (DPO is not robust).** Suppose that the policy gradient  $\nabla_{\theta} \log \pi_{\theta}(y | x)$  is bounded by  $C$  and satisfies  $L$ -Lipchitz in  $\theta$ , where  $0 < C < \infty$  and  $0 < L < \infty$ . Then, under Theorem 2, the IF of DPO does not satisfy the redescending property in Definition 2, i.e.,  $\lim_{r_{\theta^*}(x, y_{\text{lose}}^{\text{flip}}) \rightarrow \infty} \text{IF}_{\text{DPO}}(x, \theta, p_{\mathcal{D}}) \neq 0$ .

*Proof.* From the positive definite assumption in Theorem 2 and the  $L$ -Lipschitsness assumption of  $\nabla_\theta \log \pi_\theta(y | x)$  in  $\theta$ , we can see that  $F_{\theta^*}(s)$  is  $(\sigma(-g_{\theta^*}(s)) \cdot L)$ -Lipschits continuous in  $\theta$ . We thus have  $0 < \mathbb{E}_{p_{\mathcal{D}}}[H_{\theta^*}(s)] \leq L < \infty$ , where we use Lemma 1.2.2 in Nesterov [75] and the fact that  $\sigma(-g_\theta(s)) \leq 1$ . Furthermore, from the assumption that  $\|\nabla_\theta \log \pi_\theta(y | x)\| \leq C$  ( $0 < C < \infty$ ), we have  $\|\nabla_\theta \log \pi_\theta(y_{\text{win}} | x) - \nabla_\theta \log \pi_\theta(y_{\text{lose}} | x)\| \leq 2C$  from the triangle inequality. Thus, the term  $\lim_{r_{\theta^*}(x, y_{\text{lose}}^{\text{flip}}) \rightarrow \infty} \text{IF}_{\text{DPO}}(x, \theta, p_{\mathcal{D}})$  can be upper bounded as  $\lim_{r_{\theta^*}(x, y_{\text{lose}}^{\text{flip}}) \rightarrow \infty} \text{IF}_{\text{DPO}}(x, \theta, p_{\mathcal{D}}) \leq 2C/L'$ , where  $0 < L' \leq \mathbb{E}_{p_{\mathcal{D}}}[H_{\theta^*}(s)]$  and we use the fact that  $\lim_{r_{\theta^*}(x, y_{\text{lose}}^{\text{flip}}) \rightarrow \infty} \mathbb{E}_{p(s_{\text{flip}})}[\sigma(-g_{\theta^*}(s_{\text{flip}}))] = \mathbb{E}_{p(s_{\text{flip}})}[\lim_{r_{\theta^*}(x, y_{\text{lose}}^{\text{flip}}) \rightarrow \infty} \sigma(-g_{\theta^*}(s_{\text{flip}}))] = 1$ , where we use the bounded convergence theorem. The fact  $0 < 2C/L' < \infty$  according to  $0 < C < \infty$  and  $0 < L' < \infty$  completes the proof.  $\square$

### E.3 Proof for Theorem 4

Before showing Theorem 4, we introduce the following proposition regarding the gradient of  $S_\gamma(p_{\mathcal{D}}\|\sigma(g_\theta))$ .

**Proposition 2.** Suppose that  $\nabla_\theta g_\theta(s)$  is bounded. Then, under  $p_{\mathcal{D}}$ , the gradient of  $S_\gamma(p_{\mathcal{D}}\|\sigma(g_\theta))$  w.r.t.  $\theta$  is obtained as

$$\begin{aligned} \nabla_\theta S_\gamma(p_{\mathcal{D}}\|\sigma(g_\theta)) &= \gamma \phi'(h_\theta) \mathbb{E}_{p_{\mathcal{D}}}[\sigma(g_\theta(s))^\gamma (1 - \sigma(g_\theta(s))) \nabla_\theta g_\theta(s)] \\ &\quad + (1 + \gamma) \cdot \left( \phi(h_\theta) - h_\theta \cdot \phi'(h_\theta) \right) \cdot \left( \int \sigma(g_\theta(s))^{1+\gamma} (1 - \sigma(g_\theta(s))) \nabla_\theta g_\theta(s) ds \right), \end{aligned}$$

where  $\phi'(h_\theta) := \nabla_{h_\theta} \phi(h_\theta)$  and  $h_\theta := \frac{\mathbb{E}_{p_{\mathcal{D}}}[\sigma(g_\theta(s))^\gamma]}{\int \sigma(g_\theta(s))^{1+\gamma} ds} ds$ .

*Proof.* We start by introducing the following shorthand notation:

$$A(\theta) := \mathbb{E}_{p_{\mathcal{D}}}[\sigma(g_\theta(s))^\gamma], \quad B(\theta) := \int \sigma(g_\theta(s))^{1+\gamma} ds,$$

and  $h_\theta := \frac{A(\theta)}{B(\theta)}$ . Then,  $S_\gamma(p_{\mathcal{D}}\|\sigma(g_\theta))$  can be expressed as  $S_\gamma(p_{\mathcal{D}}\|\sigma(g_\theta)) = \phi(h_\theta) \cdot B(\theta)$ . Taking the derivative with respect to  $\theta$  using the product rule, we have

$$\nabla_\theta S_\gamma(p_{\mathcal{D}}\|\sigma(g_\theta)) = \nabla_\theta (\phi(h_\theta) \cdot B(\theta)) = \phi'(h_\theta) \cdot \nabla_\theta h_\theta \cdot B(\theta) + \phi(h_\theta) \cdot \nabla_\theta B(\theta). \quad (17)$$

We first evaluate  $\nabla_\theta h_\theta$ , which can be calculated as

$$\nabla_\theta h_\theta = \frac{B(\theta) \nabla_\theta A(\theta) - A(\theta) \nabla_\theta B(\theta)}{B(\theta)^2}.$$

By substituting this into Eq. (17), we obtain

$$\begin{aligned} \nabla_\theta S_\gamma(p_{\mathcal{D}}\|\sigma(g_\theta)) &= \phi'(h_\theta) \cdot \frac{B(\theta) \nabla_\theta A(\theta) - A(\theta) \nabla_\theta B(\theta)}{B(\theta)} + \phi(h_\theta) \cdot \nabla_\theta B(\theta) \\ &= \phi'(h_\theta) \cdot \left( \nabla_\theta A(\theta) - h_\theta \nabla_\theta B(\theta) \right) + \phi(h_\theta) \cdot \nabla_\theta B(\theta) \\ &= \phi'(h_\theta) \cdot \nabla_\theta A(\theta) + \left( \phi(h_\theta) - h_\theta \cdot \phi'(h_\theta) \right) \cdot \nabla_\theta B(\theta). \end{aligned}$$

We next evaluate  $\nabla_\theta A(\theta) = \nabla_\theta \mathbb{E}_{p_{\mathcal{D}}}[\sigma(g_\theta(s))^\gamma]$ . Since  $p_{\mathcal{D}}$  does not depend on  $\theta$ , from the chain rule, we can see  $\nabla_\theta \mathbb{E}_{p_{\mathcal{D}}}[\sigma(g_\theta(s))^\gamma] = \mathbb{E}_{p_{\mathcal{D}}}[\nabla_\theta \sigma(g_\theta(s))^\gamma]$ , where

$$\begin{aligned} \nabla_\theta \sigma(g_\theta(s))^\gamma &= \gamma \sigma(g_\theta(s))^{\gamma-1} \nabla_\theta \sigma(g_\theta(s)) \\ &= \gamma \sigma(g_\theta(s))^{\gamma-1} \cdot \left( \sigma(g_\theta(s)) (1 - \sigma(g_\theta(s))) \nabla_\theta g_\theta(s) \right) \\ &= \gamma \sigma(g_\theta(s))^\gamma (1 - \sigma(g_\theta(s))) \nabla_\theta g_\theta(s). \end{aligned}$$

As for  $\nabla_\theta B(\theta)$ , we obtain

$$\begin{aligned}\nabla_\theta B(\theta) &= \nabla_\theta \int \sigma(g_\theta(s))^{1+\gamma} ds = \int \nabla_\theta \sigma(g_\theta(s))^{1+\gamma} ds \\ &= (1+\gamma) \int \sigma(g_\theta(s))^{1+\gamma} (1 - \sigma(g_\theta(s))) \nabla_\theta g_\theta(s) ds,\end{aligned}$$

where the second equality comes from the dominated convergence theorem due to the fact that the derivative of  $\sigma(g_\theta)$  is bounded and continuous under the bounded  $\nabla_\theta g(s)$ .

By substituting the results of  $\nabla_\theta A(\theta)$  and  $\nabla_\theta B(\theta)$  into Eq. (17), we have

$$\begin{aligned}\nabla_\theta S_\gamma(p_{\mathcal{D}} \|\sigma(g_\theta)) &= \gamma \phi'(h_\theta) \mathbb{E}_{p_{\mathcal{D}}} [\sigma(g_\theta(s))^\gamma (1 - \sigma(g_\theta(s))) \nabla_\theta g_\theta(s)] \\ &\quad + (1+\gamma) \cdot \left( \phi(h_\theta) - h_\theta \cdot \phi'(h_\theta) \right) \cdot \left( \int \sigma(g_\theta(s))^{1+\gamma} (1 - \sigma(g_\theta(s))) \nabla_\theta g_\theta(s) ds \right).\end{aligned}$$

This completes the proof.  $\square$

Furthermore, we show the following lemmas to precisely derive the IF for Hölder-DPO.

**Lemma 1.** Suppose that  $\theta^* = \operatorname{argmin}_\theta S_\gamma(p_{\mathcal{D}} \|\sigma(g_\theta))$ . Let  $0 < \sigma(g_\theta(s)) \leq 1$  for all  $s \in \mathcal{D}$  and  $0 < \gamma < \infty$ . Then,  $\phi(h_{\theta^*}) \neq 0$  and  $\phi'(h_{\theta^*}) \neq 0$ .

*Proof.* From the definition of  $\phi$  in Definition 3, we have  $\phi(h_{\theta^*}) \geq -h_{\theta^*}^{1+\gamma}$ . Therefore, if  $h_{\theta^*} \neq 0$ , we can see that  $\phi(h_{\theta^*}) \neq 0$ . Recall the definition of  $h_{\theta^*}$  in Proposition 2, this condition holds when  $\mathbb{E}_{p_{\mathcal{D}}} [\sigma(g_{\theta^*}(s))^\gamma] \neq 0$ , which is satisfied under the following mild condition  $0 < \sigma(g_\theta(s))$  and  $0 < \gamma < \infty$ . We further obtain  $\phi'(h_{\theta^*}) \geq -(1+\gamma)h_{\theta^*}^\gamma$ . This also shows that  $\phi'(h_{\theta^*}) \neq 0$  when  $0 < \sigma(g_\theta(s))$  and  $0 < \gamma < \infty$  are satisfied.  $\square$

**Lemma 2.** Suppose that  $\theta^* = \operatorname{argmin}_\theta S_\gamma(p_{\mathcal{D}} \|\sigma(g_\theta))$ . Let  $0 < \gamma < \infty$ , and let  $0 \leq \sigma(g_\theta(s))$ . Then, the first-order optimal condition of Hölder-DPO,  $0 = \nabla_\theta S_\gamma(p_{\mathcal{D}} \|\sigma(g_\theta))|_{\theta=\theta^*}$ , holds if and only if  $\mathbb{E}_{p_{\mathcal{D}}} [F_{\theta^*}^{(\gamma)}(s)] = 0$  and  $\int F_{\theta^*}^{(1+\gamma)}(s) ds = 0$ , where  $F_{\theta^*}^{(\gamma)}(s) := \sigma(g_\theta(s))^\gamma (1 - \sigma(g_\theta(s))) \nabla_\theta g_\theta(s)$ .

*Proof.* The statement obviously holds when  $\sigma(g_\theta(s)) = 0$ ; therefore, we hereafter consider the case when  $0 < \sigma(g_\theta(s))$ . From the definition, we have

$$\begin{aligned}0 &= \nabla_\theta S_\gamma(p_{\mathcal{D}} \|\sigma(g_\theta)) \Big|_{\theta=\theta^*} \\ &= \gamma \phi'(h_{\theta^*}) \mathbb{E}_{p_{\mathcal{D}}} [F_{\theta^*}^{(\gamma)}(s)] + (1+\gamma) (\phi(h_{\theta^*}) - \phi'(h_{\theta^*}) h_{\theta^*}) \left( \int F_{\theta^*}^{(1+\gamma)}(s) ds \right).\end{aligned}$$

This condition obviously holds when  $\phi'(h_{\theta^*}) \mathbb{E}_{p_{\mathcal{D}}} [F_{\theta^*}^{(\gamma)}(s)] = 0$  and  $(\phi(h_{\theta^*}) - \phi'(h_{\theta^*}) h_{\theta^*}) \left( \int F_{\theta^*}^{(1+\gamma)}(s) ds \right) = 0$ . From Lemma 1, we can see that  $\phi(h_{\theta^*}) \neq 0$  and  $\phi'(h_{\theta^*}) \neq 0$ . Therefore, this condition can be rewritten as  $\mathbb{E}_{p_{\mathcal{D}}} [F_{\theta^*}^{(\gamma)}(s)] = 0$  and  $\int F_{\theta^*}^{(1+\gamma)}(s) ds = 0$ . This is also a necessary condition, which becomes immediately clear when we consider that  $\nabla_\theta S_\gamma(p_{\mathcal{D}} \|\sigma(g_\theta)) \Big|_{\theta=\theta^*}$  is expressed as a linear combination and that conditions,  $\phi(h_{\theta^*}) \neq 0$  and  $\phi'(h_{\theta^*}) \neq 0$ , hold. This completes the proof.  $\square$

Now we show the full proof of Theorem 4.

**Theorem 4** (IF for Hölder-DPO). Suppose that  $\theta^*(\epsilon) = \operatorname{argmin}_\theta S_\gamma(\tilde{p}_{\mathcal{D}}^{(\epsilon)} \|\sigma(g_\theta))$  and  $\theta^* = \operatorname{argmin}_\theta S_\gamma(p_{\mathcal{D}} \|\sigma(g_\theta))$ . Let  $\phi(h)$  be twice-differentiable, and let  $0 < \sigma(g_\theta(s))$  and  $0 < \gamma < \infty$ . Then, the IF of the Hölder-DPO, excluding terms independent of  $s_{\text{flip}}$ , is given by:

$$\text{IF}_{\text{H-DPO}}(z, \theta, p_{\mathcal{D}}) \propto |\mathbb{E}_{p(s_{\text{flip}})} [F_{\theta^*}^{(\gamma)}(s_{\text{flip}})]|, \quad (10)$$

where  $F_{\theta^*}^{(\gamma)}(s_{\text{flip}}) := \sigma(g_{\theta^*}(s_{\text{flip}}))^\gamma \nabla_\theta \mathcal{L}(s_{\text{flip}}, \pi_{\theta^*})$ .

*Proof.* From Proposition 2, the gradient of  $S_\gamma(\tilde{p}_D^{(\epsilon)} \|\sigma(g_\theta)\|)$  w.r.t.  $\theta$  is

$$\nabla_\theta S_\gamma(\tilde{p}_D^{(\epsilon)} \|\sigma(g_\theta)\|) = \gamma \phi'(\tilde{h}_\theta) \mathbb{E}_{\tilde{p}_D^{(\epsilon)}}[F_\theta^{(\gamma)}(\tilde{s})] + (1 + \gamma) \cdot \left( \phi(\tilde{h}_\theta) - \tilde{h}_\theta \cdot \phi'(\tilde{h}_\theta) \right) \cdot \left( \int F_\theta^{(1+\gamma)}(\tilde{s}) d\tilde{s} \right),$$

where  $F_\theta^{(\gamma)}(\tilde{s}) := \sigma^\gamma(g_\theta(\tilde{s})) (1 - \sigma(g_\theta(\tilde{s}))) \nabla_\theta g_\theta(\tilde{s})$ ,  $F_\theta^{(1+\gamma)}(\tilde{s}) := \sigma(g_\theta(\tilde{s})) \cdot F_\theta^{(\gamma)}(\tilde{s})$ ,  $\tilde{h}_\theta := \mathbb{E}_{\tilde{p}_D^{(\epsilon)}}[\sigma(g_\theta(\tilde{s}))^\gamma] / (\int \sigma(g_\theta(\tilde{s}))^{1+\gamma} d\tilde{s})$ , and  $\tilde{s} = \{\tilde{x}, \tilde{y}_{\text{win}}, \tilde{y}_{\text{lose}}\} \sim \tilde{p}_D^{(\epsilon)}$ .

From the definition of  $\theta^*(\epsilon)$ , we have

$$\begin{aligned} 0 &= \nabla_\theta S_\gamma(\tilde{p}_D^{(\epsilon)} \|\sigma(g_\theta)\|) \Big|_{\theta=\theta^*(\epsilon)} \\ &= \gamma \phi'(\tilde{h}_{\theta^*(\epsilon)}) \mathbb{E}_{\tilde{p}_D^{(\epsilon)}}[F_{\theta^*(\epsilon)}^{(\gamma)}(\tilde{s})] + (1 + \gamma) \left( \phi(\tilde{h}_{\theta^*(\epsilon)}) - \phi'(\tilde{h}_{\theta^*(\epsilon)}) \tilde{h}_{\theta^*(\epsilon)} \right) \left( \int F_{\theta^*(\epsilon)}^{(1+\gamma)}(\tilde{s}) d\tilde{s} \right), \end{aligned}$$

where  $F_{\theta^*(\epsilon)}^{(\gamma)}(\tilde{s}) := \sigma(g_{\theta^*(\epsilon)}(\tilde{s}))^\gamma (1 - \sigma(g_{\theta^*(\epsilon)}(\tilde{s}))) \{\nabla_\theta g_\theta(\tilde{s})|_{\theta=\theta^*(\epsilon)}\}$  and  $F_{\theta^*(\epsilon)}^{(1+\gamma)}(\tilde{s}) := \sigma(g_{\theta^*(\epsilon)}(\tilde{s})) \cdot F_{\theta^*(\epsilon)}^{(\gamma)}(\tilde{s})$ .

By taking the derivation of this term w.r.t.  $\epsilon$  in the above, we obtain

$$\begin{aligned} 0 &= \gamma \underbrace{\left\{ \frac{\partial}{\partial \epsilon} \phi'(\tilde{h}_{\theta^*(\epsilon)}) \mathbb{E}_{\tilde{p}_D^{(\epsilon)}}[F_{\theta^*(\epsilon)}^{(\gamma)}(\tilde{s})] \right\}}_{\text{(I)}} \\ &\quad + (1 + \gamma) \underbrace{\left\{ \frac{\partial}{\partial \epsilon} \left( \phi(\tilde{h}_{\theta^*(\epsilon)}) - \phi'(\tilde{h}_{\theta^*(\epsilon)}) \tilde{h}_{\theta^*(\epsilon)} \right) \left( \int F_{\theta^*(\epsilon)}^{(1+\gamma)}(\tilde{s}) d\tilde{s} \right) \right\}}_{\text{(II)}}. \end{aligned} \tag{18}$$

For the term (I), we have

$$\begin{aligned} &\frac{\partial}{\partial \epsilon} \phi'(h_{\theta^*(\epsilon)}) \mathbb{E}_{\tilde{p}_D^{(\epsilon)}}[F_{\theta^*(\epsilon)}^{(\gamma)}(\tilde{s})] \\ &= \phi''(h_{\theta^*(\epsilon)}) \cdot \frac{\partial h_{\theta^*(\epsilon)}}{\partial \epsilon} \mathbb{E}_{\tilde{p}_D^{(\epsilon)}}[F_{\theta^*(\epsilon)}^{(\gamma)}(\tilde{s})] \\ &\quad + \phi'(h_{\theta^*(\epsilon)}) \left\{ \int \left\{ \frac{\partial}{\partial \epsilon} p_D^{(\epsilon)}(\tilde{s}) \right\} F_{\theta^*(\epsilon)}^{(\gamma)}(\tilde{s}) d\tilde{s} + \mathbb{E}_{\tilde{p}_D^{(\epsilon)}} \left[ \frac{\partial}{\partial \epsilon} F_{\theta^*(\epsilon)}^{(\gamma)}(\tilde{s}) \right] \right\} \\ &= \phi''(h_{\theta^*(\epsilon)}) \cdot \frac{\partial h_{\theta^*(\epsilon)}}{\partial \epsilon} \cdot \mathbb{E}_{\tilde{p}_D^{(\epsilon)}}[F_{\theta^*(\epsilon)}^{(\gamma)}(\tilde{s})] \\ &\quad + \phi'(h_{\theta^*(\epsilon)}) \left\{ \mathbb{E}_{p(s_{\text{flip}})}[F_{\theta^*(\epsilon)}^{(\gamma)}(s_{\text{flip}})] - \mathbb{E}_{p_D}[F_{\theta^*(\epsilon)}^{(\gamma)}(s)] + \mathbb{E}_{\tilde{p}_D^{(\epsilon)}} \left[ \frac{\partial \theta^*(\epsilon)}{\partial \epsilon} \cdot \frac{\partial F_{\theta^*(\epsilon)}^{(\gamma)}(\tilde{s})}{\partial \theta^*(\epsilon)} \right] \right\} \\ &= \phi''(h_{\theta^*(\epsilon)}) \cdot \frac{\partial \theta^*(\epsilon)}{\partial \epsilon} \cdot \frac{\partial h_{\theta^*(\epsilon)}}{\partial \theta^*(\epsilon)} \cdot \mathbb{E}_{\tilde{p}_D^{(\epsilon)}}[F_{\theta^*(\epsilon)}^{(\gamma)}(\tilde{s})] \\ &\quad + \phi'(h_{\theta^*(\epsilon)}) \left\{ \mathbb{E}_{p(s_{\text{flip}})}[F_{\theta^*(\epsilon)}^{(\gamma)}(s_{\text{flip}})] - \mathbb{E}_{p_D}[F_{\theta^*(\epsilon)}^{(\gamma)}(s)] + \mathbb{E}_{\tilde{p}_D^{(\epsilon)}} \left[ \frac{\partial \theta^*(\epsilon)}{\partial \epsilon} \cdot H_{\theta^*(\epsilon)}^{(\gamma)}(\tilde{s}) \right] \right\} \\ &= \frac{\partial \theta^*(\epsilon)}{\partial \epsilon} \left\{ \phi''(h_{\theta^*(\epsilon)}) \cdot \frac{\partial h_{\theta^*(\epsilon)}}{\partial \theta^*(\epsilon)} \cdot \mathbb{E}_{\tilde{p}_D^{(\epsilon)}}[F_{\theta^*(\epsilon)}^{(\gamma)}(\tilde{s})] + \phi'(h_{\theta^*(\epsilon)}) \cdot \mathbb{E}_{\tilde{p}_D^{(\epsilon)}}[H_{\theta^*(\epsilon)}^{(\gamma)}(\tilde{s})] \right\} \\ &\quad + \phi'(h_{\theta^*(\epsilon)}) \left\{ \mathbb{E}_{p(s_{\text{flip}})}[F_{\theta^*(\epsilon)}^{(\gamma)}(s_{\text{flip}})] - \mathbb{E}_{p_D}[F_{\theta^*(\epsilon)}^{(\gamma)}(s)] \right\}, \end{aligned}$$

where  $H_{\theta^*(\epsilon)}^{(\gamma)}(\tilde{s}) := \partial F_{\theta^*(\epsilon)}^{(\gamma)} / \partial \theta^*(\epsilon)$ . By taking  $\epsilon \rightarrow 0$ , we have

$$\begin{aligned} &\frac{\partial}{\partial \epsilon} \phi'(h_{\theta^*(\epsilon)}) \mathbb{E}_{\tilde{p}_D^{(\epsilon)}}[F_{\theta^*(\epsilon)}^{(\gamma)}(\tilde{s})] \Big|_{\epsilon=0} \\ &= \frac{\partial \theta^*(\epsilon)}{\partial \epsilon} \Big|_{\epsilon=0} \cdot \left\{ \phi''(h_{\theta^*}) \cdot \frac{\partial h_{\theta^*}}{\partial \theta^*} \cdot \mathbb{E}_{p_D}[F_{\theta^*}^{(\gamma)}(s)] + \phi'(h_{\theta^*}) \cdot \mathbb{E}_{p_D}[H_{\theta^*}^{(\gamma)}(s)] \right\} \\ &\quad + \phi'(h_{\theta^*}) \left\{ \mathbb{E}_{p(s_{\text{flip}})}[F_{\theta^*}^{(\gamma)}(s_{\text{flip}})] - \mathbb{E}_{p_D}[F_{\theta^*}^{(\gamma)}(s)] \right\}. \end{aligned} \tag{19}$$



For the term (II), we obtain

$$\begin{aligned}
& \frac{\partial}{\partial \epsilon} (\phi(h_{\theta^*(\epsilon)}) - \phi'(h_{\theta^*(\epsilon)})h_{\theta^*(\epsilon)}) \left( \int F_{\theta^*(\epsilon)}^{(1+\gamma)}(\tilde{s})d\tilde{s} \right) \\
&= \left\{ \frac{\partial}{\partial \epsilon} (\phi(h_{\theta^*(\epsilon)}) - \phi'(h_{\theta^*(\epsilon)})h_{\theta^*(\epsilon)}) \right\} \left( \int F_{\theta^*(\epsilon)}^{(1+\gamma)}(\tilde{s})d\tilde{s} \right) \\
&\quad + (\phi(h_{\theta^*(\epsilon)}) - \phi'(h_{\theta^*(\epsilon)})h_{\theta^*(\epsilon)}) \left( \int \frac{\partial}{\partial \epsilon} F_{\theta^*(\epsilon)}^{(1+\gamma)}(\tilde{s})d\tilde{s} \right) \\
&= \left( -\phi''(h_{\theta^*(\epsilon)}) \cdot \frac{\partial h_{\theta^*(\epsilon)}}{\partial \epsilon} \cdot h_{\theta^*(\epsilon)} \right) \left( \int F_{\theta^*(\epsilon)}^{(1+\gamma)}(\tilde{s})d\tilde{s} \right) \\
&\quad + (\phi(h_{\theta^*(\epsilon)}) - \phi'(h_{\theta^*(\epsilon)})h_{\theta^*(\epsilon)}) \left( \int \frac{\partial \theta^*(\epsilon)}{\partial \epsilon} H_{\theta^*(\epsilon)}^{(1+\gamma)}(\tilde{s})d\tilde{s} \right) \\
&= \frac{\partial \theta^*(\epsilon)}{\partial \epsilon} \left\{ \left( -\phi''(h_{\theta^*(\epsilon)}) \cdot \frac{\partial h_{\theta^*(\epsilon)}}{\partial \theta^*(\epsilon)} \cdot h_{\theta^*(\epsilon)} \right) \left( \int F_{\theta^*(\epsilon)}^{(1+\gamma)}(\tilde{s})d\tilde{s} \right) \right. \\
&\quad \left. + (\phi(h_{\theta^*(\epsilon)}) - \phi'(h_{\theta^*(\epsilon)})h_{\theta^*(\epsilon)}) \left( \int H_{\theta^*(\epsilon)}^{(1+\gamma)}(\tilde{s})d\tilde{s} \right) \right\},
\end{aligned}$$

where we use the dominated convergence theorem to exchange the integral and derivative in the second equality and  $H_{\theta^*(\epsilon)}^{(1+\gamma)}(\tilde{s}) := \partial F_{\theta^*(\epsilon)}^{(1+\gamma)} / \partial \theta^*(\epsilon)$ . By taking  $\epsilon \rightarrow 0$ , we obtain

$$\begin{aligned}
& \frac{\partial}{\partial \epsilon} (\phi(h_{\theta^*(\epsilon)}) - \phi'(h_{\theta^*(\epsilon)})h_{\theta^*(\epsilon)}) \left( \int F_{\theta^*(\epsilon)}^{(1+\gamma)}(\tilde{s})d\tilde{s} \right) \Big|_{\epsilon=0} \\
&= \frac{\partial \theta^*(\epsilon)}{\partial \epsilon} \Big|_{\epsilon=0} \cdot \left\{ \left( -\phi''(h_{\theta^*}) \cdot \frac{\partial h_{\theta^*}}{\partial \theta^*} \cdot h_{\theta^*} \right) \left( \int F_{\theta^*}^{(1+\gamma)}(s)ds \right) \right. \\
&\quad \left. + (\phi(h_{\theta^*}) - \phi'(h_{\theta^*})h_{\theta^*}) \left( \int H_{\theta^*}^{(1+\gamma)}(s)ds \right) \right\}. \tag{20}
\end{aligned}$$

Substituting Eqs. (19) and (20) into Eq. (18) gives us:

$$\begin{aligned}
& -\gamma \phi'(h_{\theta^*}) \left\{ \mathbb{E}_{p(s_{\text{flip}})}[F_{\theta^*}^{(\gamma)}(s_{\text{flip}})] - \mathbb{E}_{p_{\mathcal{D}}}[F_{\theta^*}^{(\gamma)}(s)] \right\} \\
&= \frac{\partial \theta^*(\epsilon)}{\partial \epsilon} \Big|_{\epsilon=0} \cdot \left\{ \gamma \phi''(h_{\theta^*}) \cdot \frac{\partial h_{\theta^*}}{\partial \theta^*} \cdot \mathbb{E}_{p_{\mathcal{D}}}[F_{\theta^*}^{(\gamma)}(s)] + \gamma \phi'(h_{\theta^*}) \cdot \mathbb{E}_{p_{\mathcal{D}}}[H_{\theta^*}^{(\gamma)}(s)] \right. \\
&\quad + (1+\gamma) \left( -\phi''(h_{\theta^*}) \cdot \frac{\partial h_{\theta^*}}{\partial \theta^*} \cdot h_{\theta^*} \right) \left( \int F_{\theta^*}^{(1+\gamma)}(s)ds \right) \\
&\quad \left. + (1+\gamma) (\phi(h_{\theta^*}) - \phi'(h_{\theta^*})h_{\theta^*}) \left( \int H_{\theta^*}^{(1+\gamma)}(s)ds \right) \right\}.
\end{aligned}$$

From Lemma 2, we further obtain

$$-\gamma \phi'(h_{\theta^*}) \mathbb{E}_{p(s_{\text{flip}})}[F_{\theta^*}^{(\gamma)}(s_{\text{flip}})] = \frac{\partial \theta^*(\epsilon)}{\partial \epsilon} \Big|_{\epsilon=0} \cdot C_{\theta^*}^{(\gamma)}(s),$$

where  $C_{\theta^*}^{(\gamma)}(s)$  is the constant term w.r.t. the contaminated input  $s_{\text{flip}}$  defined as

$$C_{\theta^*}^{(\gamma)}(s) := \gamma \phi'(h_{\theta^*}) \cdot \mathbb{E}_{p_{\mathcal{D}}}[H_{\theta^*}^{(\gamma)}(s)] + (1+\gamma) (\phi(h_{\theta^*}) - \phi'(h_{\theta^*})h_{\theta^*}) \left( \int H_{\theta^*}^{(1+\gamma)}(s)ds \right).$$

We finally obtain

$$\frac{\partial \theta^*(\epsilon)}{\partial \epsilon} \Big|_{\epsilon=0} = - \left( C_{\theta^*}^{(\gamma)}(s) \right)^{-1} \cdot \gamma \phi'(h_{\theta^*}) \mathbb{E}_{p(s_{\text{flip}})}[F_{\theta^*}^{(\gamma)}(s_{\text{flip}})]. \tag{21}$$

This completes the proof.  $\square$

## E.4 Proof for Corollary 1

**Corollary 1 (Hölder-DPO is robust).** *Suppose that the policy gradient  $\nabla_\theta \log \pi_\theta(y \mid x)$  is bounded by  $C$  and satisfies  $L$ -Lipchitz in  $\theta$ , where  $0 < C < \infty$  and  $0 < L < \infty$ . Then, under Theorem 4, the IF of Hölder-DPO satisfies the redescending property in Definition 2.*

*Proof.* According to the fact that  $\lim_{r_{\theta^*}(x, y_{\text{lose}}^{\text{flip}}) \rightarrow \infty} \sigma(-g_{\theta^*}(s_{\text{flip}})) = 1$  and  $\lim_{r_{\theta^*}(x, y_{\text{lose}}^{\text{flip}}) \rightarrow \infty} \sigma(g_{\theta^*}(s_{\text{flip}}))^\gamma = 0$  for  $0 < \gamma < \infty$ , we can see that  $\lim_{r_{\theta^*}(x, y_{\text{lose}}^{\text{flip}}) \rightarrow \infty} \mathbb{E}_{p(s_{\text{flip}})}[F_{\theta^*}^{(\gamma)}(s_{\text{flip}})] = \mathbb{E}_{p(s_{\text{flip}})}[\lim_{r_{\theta^*}(x, y_{\text{lose}}^{\text{flip}}) \rightarrow \infty} F_{\theta^*}^{(\gamma)}(s_{\text{flip}})] = 0$  since  $\nabla_\theta \mathcal{L}(s_{\text{flip}}, \pi_{\theta^*})$  is bounded by  $2C$  following the same discussion in Corollary 2. Therefore, whether the robustness property holds or not depends on the behavior of  $H_{\theta^*}^{(\gamma)}(s)$  and  $H_{\theta^*}^{(1+\gamma)}(s)$  included in  $C_{\theta^*}^{(\gamma)}(s)$  of Eq. (21).

Following the discussion in Corollary 2, we can see that  $\nabla_\theta \mathcal{L}(s, \pi_{\theta^*})$  is  $(\sigma(-g_{\theta^*}(s)) \cdot L)$ -Lipschitz continuous in  $\theta$ . Since  $0 < \sigma(g_{\theta^*}(s))^\gamma < 1$ , the term  $F_{\theta^*}^{(\gamma)}(s) = \sigma(g_{\theta^*}(s))^\gamma \nabla_\theta \mathcal{L}(s, \pi_{\theta^*})$  and  $F_{\theta^*}^{(1+\gamma)}(s) = \sigma(g_{\theta^*}(s))^{1+\gamma} \mathcal{L}(s, \pi_{\theta^*})$  are  $(\sigma(g_{\theta^*}(s))^\gamma \sigma(-g_{\theta^*}(s)) \cdot L)$ -Lipschitz continuous and  $(\sigma(g_{\theta^*}(s))^{(1+\gamma)} \sigma(-g_{\theta^*}(s)) \cdot L)$ -Lipschitz continuous in  $\theta$ , respectively. Thus, by using Lemma 1.2.2 in Nesterov [75], we have  $0 < \mathbb{E}_{p_{\mathcal{D}}}[H_{\theta^*}^{(\gamma)}(s)] \leq \sigma(g_{\theta^*}(s))^\gamma \sigma(-g_{\theta^*}(s)) \cdot L < \infty$  and  $0 < \mathbb{E}_{p_{\mathcal{D}}}[H_{\theta^*}^{(1+\gamma)}(s)] \leq \sigma(g_{\theta^*}(s))^{1+\gamma} \sigma(-g_{\theta^*}(s)) \cdot L < \infty$ . This completes the proof.  $\square$

## F Contamination ratio estimation and outlier detection

Estimating the contamination ratio  $\epsilon$  and identifying the contamination data based on this are crucial for achieving appropriate model alignment. In this section, we show that our Hölder-DPO can be extended to incorporate Enlarged models, enabling these objectives to be realized.

### F.1 Model extension approach to both parameter estimation and contamination rate estimation

Here, we reorganize the framework using *model extension* proposed by Kanamori and Fujisawa [53] for simultaneously estimating model parameters and contamination rates in the context of the DPO.

According to Eq. (6), the essence of DPO-based approaches, including our Hölder-DPO, lies in minimizing a divergence  $D$  between  $p_{\mathcal{D}}(s)$  and  $\sigma(g_\theta(s))$  with respect to  $\theta$ , i.e., estimating  $p_{\mathcal{D}}(s)$  through the model parameters  $\theta$ . When  $p_{\mathcal{D}}(s)$  is contaminated as defined in Definition 1, this optimization problem can be reformulated as:

$$\theta^*(\epsilon) = \operatorname{argmin}_{\theta} D[\tilde{p}_{\mathcal{D}}^{(\epsilon)} \parallel \sigma(g_\theta(s))] = \operatorname{argmin}_{\theta} D[(1 - \epsilon)p_{\mathcal{D}}(s) + \epsilon\delta_{s_{\text{flip}}} \parallel \sigma(g_\theta(s))].$$

If a divergence that automatically mitigates the impact of  $\delta_{s_{\text{flip}}}$  is chosen, the optimization reduces to:

$$\theta^*(\epsilon) = \operatorname{argmin}_{\theta} D[\tilde{p}_{\mathcal{D}}^{(\epsilon)} \parallel \sigma(g_\theta(s))] \approx \operatorname{argmin}_{\theta} D[(1 - \epsilon)p_{\mathcal{D}}(s) \parallel \sigma(g_\theta(s))],$$

indicating that  $\sigma(g_\theta(s))$  estimates  $(1 - \epsilon)p_{\mathcal{D}}(s)$ , rather than the original target  $p_{\mathcal{D}}(s)$ .

To address this gap, we consider the following extended model:  $m_\eta(s) = \xi\sigma(g_\theta(s))$ , where  $\eta = (\xi, \theta)$ . In this case, the DPO-based model alignment under the robust divergence can be formulated as:

$$\theta^*(\epsilon) = \operatorname{argmin}_{\theta} \min_{\xi} D[\tilde{p}_{\mathcal{D}}^{(\epsilon)} \parallel m_\eta(s)] \approx \operatorname{argmin}_{\theta} \min_{\xi} D[(1 - \epsilon)p_{\mathcal{D}}(s) \parallel \xi\sigma(g_\theta(s))].$$

With this formulation,  $\xi$  is expected to play the role of determining the ratio of clean data  $1 - \epsilon$  and  $\sigma(g_\theta(s))$  is expected to serve as an estimator of the clean data distribution  $p_{\mathcal{D}}(s)$ .

### F.2 Contamination ratio estimation

#### F.2.1 Model extension to estimate $\theta$ and $\epsilon$ :

Recall from Eq. (6) that DPO-based methods, including our Hölder-DPO, estimate the preference data distribution  $p_{\mathcal{D}}$  by minimizing  $D[p_{\mathcal{D}} \parallel \sigma(g_\theta)]$ , where  $D$  denotes a *generic* divergence measuring the discrepancy between  $p_{\mathcal{D}}$  and the model output  $\sigma(g_\theta)$ . When the data is contaminated as  $p_{\mathcal{D}}^{(\epsilon)}(\tilde{s}) = (1 - \epsilon)p_{\mathcal{D}}(s) + \epsilon p(s_{\text{flip}})$ , the objective becomes minimizing  $D[p_{\mathcal{D}}^{(\epsilon)} \parallel \sigma(g_\theta)]$ . If

$D$  approximately nullifies the contribution of the contamination term  $p(s_{\text{flip}})$ , i.e.,  $D[p(s_{\text{flip}}) \|\sigma(g_\theta(s_{\text{flip}}))\|] \approx 0$ <sup>3</sup>, then minimizing  $D[\tilde{p}_D^{(\epsilon)} \|\sigma(g_\theta)\|]$  aligns  $\sigma(g_\theta)$  with  $(1 - \epsilon)p_D$ . This results in a *mismatch in scale* relative to  $p_D$  (see Appendix F.1 for details). To correct for this mismatch, we *extend the model* to  $m_\eta = \xi \cdot \sigma(g_\theta)$  with  $\eta = (\xi, \theta)$ , introducing a scaling parameter  $\xi > 0$  to explicitly account for the *clean-data proportion*  $(1 - \epsilon)$ . The revised objective  $\text{argmin}_\eta D[\tilde{p}_D^{(\epsilon)} \|m_\eta\|]$  enables  $\sigma(g_\theta)$  to serve as an estimator of  $p_D(s)$ , while  $\xi$  absorbs the  $(1 - \epsilon)$  scaling.

### F.2.2 Extended model for estimating the contamination ratio

In this section, we discuss the case when we conduct our Hölder-DPO under the extended model  $m_\eta$ . According to the discussion in Section 4.1, the optimization problem of Hölder-DPO with  $m_\eta$  can be formulated as

$$\text{argmin}_\theta \min_\xi D_H[\tilde{p}_D^{(\epsilon)} \|m_\eta(\tilde{s})\|] = \text{argmin}_\theta \min_\xi S_\gamma(\tilde{p}_D^{(\epsilon)} \|m_\eta(\tilde{s})\|). \quad (22)$$

Recalling Definition 3 and the discrete probabilistic nature of  $\sigma$ , we can see that

$$\begin{aligned} S_\gamma(\tilde{p}_D^{(\epsilon)} \|m_\eta(\tilde{s})\|) &= \phi\left(\frac{\mathbb{E}_{\tilde{p}_D^{(\epsilon)}}[m_\eta^\gamma(\tilde{s})]}{\int m_\eta^{1+\gamma}(\tilde{s})d\tilde{s}}\right) \left(\int m_\eta^{1+\gamma}(\tilde{s})d\tilde{s}\right) \\ &= \phi\left(\frac{\mathbb{E}_{\tilde{p}_D^{(\epsilon)}}[\sigma(g_\theta(\tilde{s}))^\gamma]}{\xi \cdot \int \sigma(g_\theta(\tilde{s}))^{1+\gamma}d\tilde{s}}\right) \left(\xi^{1+\gamma} \cdot \int \sigma(g_\theta(\tilde{s}))^{1+\gamma}d\tilde{s}\right) \\ &\geq -\left(\frac{\mathbb{E}_{\tilde{p}_D^{(\epsilon)}}[\sigma(g_\theta(\tilde{s}))^\gamma]}{\xi \cdot \int \sigma(g_\theta(\tilde{s}))^{1+\gamma}d\tilde{s}}\right)^{1+\gamma} \left(\xi^{1+\gamma} \cdot \int \sigma(g_\theta(\tilde{s}))^{1+\gamma}d\tilde{s}\right) \\ &= -\frac{\mathbb{E}_{\tilde{p}_D^{(\epsilon)}}[\sigma(g_\theta(\tilde{s}))^\gamma]}{\underbrace{\left(\int \sigma(g_\theta(\tilde{s}))^{1+\gamma}d\tilde{s}\right)^{\frac{\gamma}{1+\gamma}}}_{=: S_{\text{PS}}(\tilde{p}_D^{(\epsilon)} \|\sigma(g_\theta(\tilde{s}))\|)}} \\ &= S_{\text{PS}}(\tilde{p}_D^{(\epsilon)} \|\sigma(g_\theta(\tilde{s}))\|) = -\exp\left\{-\gamma(1+\gamma) \cdot S_{\log}(\tilde{p}_D^{(\epsilon)} \|\sigma(g_\theta(\tilde{s}))\|)\right\}, \end{aligned} \quad (23)$$

where the third inequality comes from the fact that  $\phi(h) \geq -h^{1+\gamma}$  for all  $h \geq 0$ , the term  $S_{\text{PS}}(\tilde{p}_D^{(\epsilon)} \|\sigma(g_\theta(\tilde{s}))\|)$  in the forth line is called as the pseudo-spherical (PS) score, and  $S_{\log}(\tilde{p}_D^{(\epsilon)} \|\sigma(g_\theta(\tilde{s}))\|)$  is the  $\gamma$ -score associated with  $\gamma$ -divergence defined as

$$S_{\log}(\tilde{p}_D^{(\epsilon)} \|\sigma(g_\theta(\tilde{s}))\|) := -\frac{1}{\gamma} \log\left(\mathbb{E}_{\tilde{p}_D^{(\epsilon)}}[\sigma(g_\theta(\tilde{s}))^\gamma]\right) + \frac{1}{1+\gamma} \log \int \sigma(g_\theta(\tilde{s}))^{1+\gamma}d\tilde{s}. \quad (24)$$

From the Eq. (23), we can see that the lower bound of  $S_\gamma(\tilde{p}_D^{(\epsilon)} \|m_\eta(\tilde{s})\|)$  is independent of  $\xi$ . Therefore, the optimal solution of  $\xi^* = \min_\xi S_\gamma(\tilde{p}_D^{(\epsilon)} \|m_\eta(\tilde{s})\|)$  is obtained as the equality condition of Eq. (23), that is,

$$\xi^* = \frac{\mathbb{E}_{\tilde{p}_D^{(\epsilon)}}[\sigma(g_\theta(\tilde{s}))^\gamma]}{\int \sigma(g_\theta(\tilde{s}))^{1+\gamma}d\tilde{s}} \quad (\forall \theta), \quad (25)$$

where we used the fact that  $\phi(1) = -1$ .

At the end of this section, we verify that  $\xi^*$  in Eq. (25) serves as an estimate of the contamination rate. When robust model alignment using Hölder-DPO effectively reduce the effects of contamination and the value of  $\sigma_\theta(g_\theta(\tilde{s}))$  closely approximates the target distribution  $p_D(s)$ , i.e.,  $\sigma_\theta(g_\theta(\tilde{s})) \approx p_D(s)$ , we have:

$$\begin{aligned} \xi^* &\approx \frac{\mathbb{E}_{\tilde{p}_D^{(\epsilon)}}[p_D(s)^\gamma]}{\mathbb{E}_{p_D}[p_D(s)^\gamma]} = \frac{(1 - \epsilon)\mathbb{E}_{p_D}[p_D(s)^\gamma] + \epsilon\mathbb{E}_{p(s_{\text{flip}})}[p_D(s_{\text{flip}})^\gamma]}{\mathbb{E}_{p_D}[p_D(s)^\gamma]} \\ &= (1 - \epsilon) + \frac{\epsilon}{\mathbb{E}_{p_D}[p_D(s)^\gamma]} \cdot \mathbb{E}_{p(s_{\text{flip}})}[p_D(s_{\text{flip}})^\gamma]. \end{aligned}$$

<sup>3</sup>DP- and  $\gamma$ -divergences satisfy this property under Assumption 1 (see Appendix F.4).

When the contamination distribution  $\delta_{s_{\text{tip}}}$  is located at the tail of the target distribution  $p_D(s)$ , meaning that the probability of a sample drawn from  $\delta_{s_{\text{tip}}}$  under  $p_D(s)$  is sufficiently small, we can see  $\mathbb{E}_{\delta_{s_{\text{tip}}}}[p_D(s)^\gamma] \approx 0$ . Then, we have  $\xi^* \approx (1 - \epsilon)$  and thus the contamination rate can be estimated by  $\min\{0, 1 - \xi^*\}$ .

### F.3 Estimator of $\xi^*$

Since the exact form of  $p_D^{(\epsilon)}$  is unknown and computing the integral with respect to  $\sigma(g_\theta)$  in Eq. (22) is intractable, following the same strategy in our objective, we estimate  $\xi$  empirically as:

$$\hat{\xi} = \frac{\frac{1}{N} \sum_{i=1}^N \sigma(g_\theta(\tilde{s}^{(i)}))^\gamma}{\frac{1}{N} \sum_{i=1}^N \sigma(g_\theta(\tilde{s}^{(i)}))^{1+\gamma}} = \frac{\sum_{i=1}^N \sigma(g_\theta(\tilde{s}^{(i)}))^\gamma}{\sum_{i=1}^N \sigma(g_\theta(\tilde{s}^{(i)}))^{1+\gamma}}, \quad (26)$$

where the final expression is derived via empirical approximation.

While  $\xi^*$  can be estimated via Eq. (26), the resulting estimator  $\hat{\xi}^*$  is not necessarily guaranteed to lie within the valid range  $[0, 1]$ . In fact, the following lemma demonstrates that the estimator  $\hat{\xi}^*$  is not operate properly within the valid interval  $[0, 1]$ .

**Lemma 3.** *Suppose that  $0 < \sigma(g_\theta(\tilde{s}^{(i)})) \leq 1$  for all  $i = 1, \dots, N$ . Let  $0 < \gamma < \infty$ . Then, the estimator  $\hat{\xi}^*$  defined in Eq. (26) satisfies  $\hat{\xi}^* > 1$ .*

*Proof.* If  $\hat{\xi}^* \leq 1$ , we have

$$\sum_{i=1}^N \sigma(g_\theta(\tilde{s}^{(i)}))^\gamma \leq \sum_{i=1}^N \sigma(g_\theta(\tilde{s}^{(i)}))^{1+\gamma}.$$

However, since  $0 < \sigma(g_\theta(\tilde{s}^{(i)})) \leq 1$  for all  $i$ , we have

$$\sum_{i=1}^N \sigma(g_\theta(\tilde{s}^{(i)}))^\gamma \geq \sum_{i=1}^N \sigma(g_\theta(\tilde{s}^{(i)}))^{1+\gamma} \Rightarrow \hat{\xi} \geq 1,$$

which is contradicted by the above condition. This completes the proof.  $\square$

One possible approach to mitigate this issue is to introduce a scaling parameter  $v$  and define  $\bar{\xi} := v\xi$  as the scaling term in the extended model  $m_\eta$ , where  $\eta = (\xi, \theta)$ . Note that  $v$  is not optimized; rather, it serves solely as a hyperparameter for scaling the estimated rate  $\xi^*$ . In this case, by following the same discussion on Section F.2.2, we obtain, for any  $v$  and  $\theta$ ,

$$\hat{\xi}^* = v^{-1} \cdot \frac{\sum_{i=1}^N \sigma(g_\theta(\tilde{s}^{(i)}))^\gamma}{\sum_{i=1}^N \sigma(g_\theta(\tilde{s}^{(i)}))^{1+\gamma}}.$$

Since the above expression holds for any  $v$ , one can select  $v$  to ensure that  $\hat{\xi} \in [0, 1]$ . However, manually tuning  $v$  introduces arbitrariness and risks biasing the contamination estimate. Given that the original  $\hat{\xi}$  is derived from model likelihoods  $\sigma(g_\theta(\tilde{s}^{(i)}))$ , it is desirable for the scaling factor to be informed by model-based quantities. The following lemma shows that scaling by the mean model likelihood yields a principled correction to  $\hat{\xi}$ .

**Lemma 4.** *Suppose that  $0 < \sigma(g_\theta(\tilde{s}^{(i)})) \leq 1$  for all  $i = 1, \dots, N$ . Let  $0 < \gamma < \infty$ . Then, we have  $0 < v \cdot \hat{\xi} \leq 1$  when we set  $v^{-1} = \frac{1}{N} \sum_{i=1}^N \sigma(g_\theta(\tilde{s}^{(i)}))$ .*

*Proof.* Because of  $0 < \sigma(g_\theta(\tilde{s}^{(i)})) \leq 1$  for all  $i$ , we have  $v \cdot \hat{\xi} > 0$ . We can reorganize  $\{\sigma(g_\theta(\tilde{s}^{(i)}))\}_{i=1}^N$  and  $\{\sigma(g_\theta(\tilde{s}^{(i)}))^\gamma\}_{i=1}^N$  so as to be the similarly-ordered-sequences (both are increasing functions of  $\sigma(g_\theta(\tilde{s}^{(i)}))$ ). Then, for two similarly ordered, non-negative sequences  $\{\sigma(g_\theta(\tilde{s}^{(i)}))\}_{i=1}^N$  and  $\{\sigma(g_\theta(\tilde{s}^{(i)}))^\gamma\}_{i=1}^N$ , we obtain

$$\begin{aligned} \frac{1}{N} \sum_{i=1}^N \sigma(g_\theta(\tilde{s}^{(i)}))^{1+\gamma} &= \frac{1}{N} \sum_{i=1}^N \sigma(g_\theta(\tilde{s}^{(i)})) \cdot \sigma(g_\theta(\tilde{s}^{(i)}))^\gamma \\ &\geq \left( \frac{1}{N} \sum_{i=1}^N \sigma(g_\theta(\tilde{s}^{(i)})) \right) \left( \frac{1}{N} \sum_{i=1}^N \sigma(g_\theta(\tilde{s}^{(i)}))^\gamma \right), \end{aligned}$$

where the final inequality comes from Chebyshev's sum inequality. Dividing both sides by  $\frac{1}{N} \sum_{i=1}^N \sigma(g_\theta(\tilde{s}^{(i)}))^{1+\gamma}$  completes the proof.  $\square$

From this lemma, we adopt the following estimator for the clean data proportion:

$$\hat{\xi}^* = \left( \frac{1}{N} \sum_{i=1}^N \sigma(g_\theta(\tilde{s}^{(i)})) \right) \cdot \frac{\sum_{i=1}^N \sigma(g_\theta(\tilde{s}^{(i)}))^\gamma}{\sum_{i=1}^N \sigma(g_\theta(\tilde{s}^{(i)}))^{1+\gamma}} = \frac{\frac{1}{N} \sum_{i=1}^N \bar{\sigma}(g_\theta(\tilde{s}^{(i)}))^\gamma}{\sum_{i=1}^N \bar{\sigma}(g_\theta(\tilde{s}^{(i)}))^{1+\gamma}}, \quad (27)$$

where the normalized likelihood is defined as

$$\bar{\sigma}(g_\theta(\tilde{s}^{(i)})) := \frac{\sigma(g_\theta(\tilde{s}^{(i)}))}{\sum_{i=1}^N \sigma(g_\theta(\tilde{s}^{(i)}))}.$$

Recalling that  $\hat{\xi}$  estimates the *clean* data ratio, Eq. (27) behaves as desired. Consider a simple case where the model  $\sigma(g_\theta)$  perfectly distinguishes between clean and contaminated data, i.e.,  $\sigma(g_\theta(s_{\text{flip}})) = 1$  for clean samples and  $\sigma(g_\theta(s_{\text{flip}})) = 0$  for flipped (noisy) ones. Suppose that  $M$  out of  $N$  total samples are contaminated. Then:

$$\frac{\sum_{i=1}^N \sigma(g_\theta(\tilde{s}^{(i)}))^\gamma}{\sum_{i=1}^N \sigma(g_\theta(\tilde{s}^{(i)}))^{1+\gamma}} = \frac{N-M}{N-M} = 1, \quad \frac{1}{N} \sum_{i=1}^N \sigma(g_\theta(\tilde{s}^{(i)})) = \frac{N-M}{N}.$$

Multiplying these two terms yields  $\hat{\xi}^* = \frac{N-M}{N}$ , which exactly recovers the true clean-data proportion.

#### F.4 Choice of $\phi$

To implement Hölder-DPO in practice, one must specify a concrete choice of the function  $\phi$ . For robust LM alignment, a natural choice is the DP divergence with  $\phi(h) = \gamma - (1 + \gamma)h$ , or alternatively, the PS score (equivalently, the  $\gamma$ -score) with  $\phi(h) = -h^{1+\gamma}$ . The following lemma shows that, when the goal is to achieve *both robustness and contamination ratio estimation* simultaneously, the DP divergence is the preferable choice among these two options.

**Lemma 5.** *Under Assumption 1 and Definition 1. Then, under the extended model  $m_\eta$ , the objective  $S_\gamma(p_{\mathcal{D}}^{(\epsilon)} \| m_\eta(\tilde{s}))$  can be approximated around  $\theta = \theta^*$  as*

$$S_\gamma(p_{\mathcal{D}}^{(\epsilon)} \| m_\eta(\tilde{s})) \approx \begin{cases} (1 - \epsilon) S_{\text{PS}}(p_{\mathcal{D}}(s) \| \sigma(g_\theta(s))) & \text{if } \phi(h) = -h^{1+\gamma}, \\ S_{\text{DP}}((1 - \epsilon)p_{\mathcal{D}} \| m_\eta(s)) & \text{if } \phi(h) = \gamma - (1 + \gamma)h, \end{cases}$$

where  $S_{\text{DP}}$  and  $S_{\text{PS}}$  denote the DP divergence and the PS score, respectively, as defined in Appendix F.4.

Under Lemma 5, the DPO objective based on the PS score reduces to  $(1 - \epsilon) S_{\text{PS}}(p_{\mathcal{D}} \| \sigma(g_\theta))$  in a neighborhood of  $\theta^*$ . Consequently, provided that the optimized parameter  $\theta$  lies within this neighborhood,  $\min_\eta S_\gamma(p_{\mathcal{D}}^{(\epsilon)} \| m_\eta)$  recovers  $\min_\theta S_{\text{PS}}(p_{\mathcal{D}} \| \sigma(g_\theta))$ , independently of the contamination ratio  $\epsilon$ . Because the scale parameter  $\xi$  disappears from this reduced objective, the contamination proportion cannot be identified in the PS-score variant. By contrast, with the DP-divergence-based DPO, the reduced objective  $S_{\text{DP}}((1 - \epsilon)p_{\mathcal{D}} \| m_\eta)$  retains  $\xi$ , enabling the optimization to *jointly recover* both the target parameter  $\theta^*$  and the clean-data proportion  $1 - \epsilon$ . In summary, once a robust solution near  $\theta^*$  is obtained, the optimized model  $\sigma(g_\theta)$  closely approximates  $p_{\mathcal{D}}$ , while the scaling parameter  $\xi$  serves as an accurate estimator of  $1 - \epsilon$ . For further details, see Appendix F.4. Whether this property holds in practice depends on the ability to estimate  $\theta$  robustly under  $p_{\mathcal{D}}^{(\epsilon)}$ ; hence, the theoretical robustness guarantee of Hölder-DPO presented in Section 4.1 plays a crucial role.

When applying Hölder-DPO, it is necessary to select an appropriate function  $\phi$ . For the purpose of performing robust DPO, one may consider using the DP divergence with  $\phi(h) = \gamma - (1 + \gamma)h$ , or the  $\gamma$ -score obtained by setting  $\phi(h) = -h^{1+\gamma}$ . However, if the goal is to simultaneously *achieve robustness and estimate the contamination ratio*, the following discussion shows that using the DP divergence is preferable.



When we set  $\phi(h) = -h^{1+\gamma}$ , the Hölder-DPO objective function can be decomposed as:

$$\begin{aligned}
S_\gamma(\tilde{p}_D^{(\epsilon)} \| m_\eta(\tilde{s})) &= - \frac{\mathbb{E}_{p_D^{(\epsilon)}}[m_\eta(\tilde{s})^\gamma]}{\underbrace{(\mathbb{E}_{m_\eta}[m_\eta(\tilde{s})^\gamma])^{\frac{\gamma}{1+\gamma}}}_{=: S_{\text{PS}}(\tilde{p}_D^{(\epsilon)} \| m_\eta(\tilde{s}))}} \\
&= -(1-\epsilon) \frac{\mathbb{E}_{p_D}[m_\eta(s)^\gamma]}{(\mathbb{E}_{m_\eta}[m_\eta(s)^\gamma])^{\frac{\gamma}{1+\gamma}}} - \epsilon \frac{\mathbb{E}_{p(s_{\text{flip}})}[m_\eta(s_{\text{flip}})^\gamma]}{(\mathbb{E}_{m_\eta}[m_\eta(s_{\text{flip}})^\gamma])^{\frac{\gamma}{1+\gamma}}} \\
&= -(1-\epsilon) \frac{\mathbb{E}_{p_D}[\sigma(g_\theta(s))^\gamma]}{(\mathbb{E}_{\sigma(g_\theta)}[\sigma(g_\theta(s))^\gamma])^{\frac{\gamma}{1+\gamma}}} - \epsilon \frac{\mathbb{E}_{p(s_{\text{flip}})}[\sigma(g_\theta(s_{\text{flip}}))^\gamma]}{(\mathbb{E}_{\sigma(g_\theta)}[\sigma(g_\theta(s_{\text{flip}}))^\gamma])^{\frac{\gamma}{1+\gamma}}} \\
&= (1-\epsilon) S_{\text{PS}}(p_D(s) \| \sigma(g_\theta(s))) - \epsilon \frac{\mathbb{E}_{p(s_{\text{flip}})}[\sigma(g_\theta(s_{\text{flip}}))^\gamma]}{(\mathbb{E}_{\sigma(g_\theta)}[\sigma(g_\theta(s_{\text{flip}}))^\gamma])^{\frac{\gamma}{1+\gamma}}}.
\end{aligned}$$

Under Assumption 1, the optimal solution of  $\text{argmin}_\theta S_\gamma(\tilde{p}_D^{(\epsilon)} \| m_\eta(\tilde{s}))$  will be close to that of  $\text{argmin}_\theta S_{\text{PS}}(p_D(s) \| \sigma(g_\theta(s)))$ . This implies that Hölder-DPO with  $\phi(h) = -h^{1+\gamma}$  is *robust to heavy contamination*, since it does not require the contamination ratio  $\epsilon$  to be small.

However, this objective function ignores the parameter  $\xi$ , which was introduced in the extended model to estimate the contamination ratio. This is because

$$\begin{aligned}
S_{\text{PS}}(\tilde{p}_D^{(\epsilon)} \| m_\eta(\tilde{s})) &= - \frac{\mathbb{E}_{p_D^{(\epsilon)}}[m_\eta(\tilde{s})^\gamma]}{(\mathbb{E}_{m_\eta}[m_\eta(\tilde{s})^\gamma])^{\frac{\gamma}{1+\gamma}}} \\
&= - \frac{\mathbb{E}_{p_D^{(\epsilon)}}[\sigma(g_\theta(\tilde{s}))^\gamma]}{(\int \sigma(g_\theta(\tilde{s}))^{1+\gamma} d\tilde{s})^{\frac{\gamma}{1+\gamma}}} \\
&= S_{\text{PS}}(\tilde{p}_D^{(\epsilon)} \| \sigma(g_\theta(\tilde{s}))),
\end{aligned}$$

which implies that the parameter  $\xi$  in Eq. (25) does not influence the optimization, and therefore cannot serve as an estimator of  $(1-\epsilon)$ . In fact, even when using the enlarged model  $m_\eta$ , we have, for all  $\xi > 0$ ,

$$\text{argmin}_{\eta=\{\xi, \theta\}} S_{\text{PS}}(\tilde{p}_D^{(\epsilon)} \| m_\eta(\tilde{s})) = \text{argmin}_\theta S_{\text{PS}}(\tilde{p}_D^{(\epsilon)} \| \sigma(g_\theta(\tilde{s}))),$$

which confirms that  $\xi$  has no effect on the solution.

On the other hand, the enlarged model becomes effective when we use the DP divergence. When we set  $\phi(h) = \gamma - (1+\gamma)h$ , the Hölder-DPO objective becomes:

$$\begin{aligned}
S_\gamma(\tilde{p}_D^{(\epsilon)} \| m_\eta(\tilde{s})) &= \underbrace{\gamma \mathbb{E}_{m_\eta}[m_\eta(\tilde{s})^\gamma] - (1+\gamma) \mathbb{E}_{p_D^{(\epsilon)}}[m_\eta(\tilde{s})^\gamma]}_{=: S_{\text{DP}}(\tilde{p}_D^{(\epsilon)} \| m_\eta(\tilde{s}))} \\
&= \gamma \mathbb{E}_{m_\eta}[m_\eta(s)^\gamma] - (1-\epsilon)(1+\gamma) \mathbb{E}_{p_D}[m_\eta(s)^\gamma] - \epsilon(1+\gamma) \mathbb{E}_{p(s_{\text{flip}})}[m_\eta(s_{\text{flip}})^\gamma] \\
&= S_{\text{DP}}((1-\epsilon)p_D \| m_\eta(s)) - \epsilon(1+\gamma) \xi \mathbb{E}_{p(s_{\text{flip}})}[\sigma(g_\theta(\tilde{s}))^\gamma].
\end{aligned}$$

If  $\mathbb{E}_{p(s_{\text{flip}})}[\sigma(g_\theta(s_{\text{flip}}))^\gamma] \approx 0$  around  $\theta = \theta^*$ , then the optimal solution of  $\text{argmin}_\eta S_\gamma(\tilde{p}_D^{(\epsilon)} \| m_\eta(\tilde{s}))$  is close to that of  $\text{argmin}_\eta S_{\text{DP}}((1-\epsilon)p_D \| m_\eta(s))$ . Recalling that the DP divergence is strictly proper over the set of non-negative functions [52], this implies that minimizing the DP divergence with the extended model allows for estimation of both the target parameter  $\theta^*$  and the clean-data ratio  $1-\epsilon$ .

## G IF Analysis for the DPO variants

### G.1 cDPO do not satisfy the redescending property

The objective of cDPO [73] is as follows:

$$\tilde{\mathcal{L}}_{\text{cDPO}}(\pi_\theta; \pi_{\text{ref}}) := (1 - c)\mathbb{E}_{p_{\mathcal{D}}^{(\epsilon)}}[-\log \sigma(g_\theta(\tilde{s}))] - c\mathbb{E}_{p_{\mathcal{D}}^{(\epsilon)}}[-\log \sigma(-g_\theta(\tilde{s}))]. \quad (28)$$

We first show the IF for the cDPO.

**Theorem 6.** Suppose  $\theta^*$  denotes the optimal parameters learned from the clean dataset  $p_{\mathcal{D}}$ , and  $\theta^*(\epsilon)$  denotes those learned from the  $\epsilon$ -contaminated dataset  $p_{\mathcal{D}}^{(\epsilon)}$ . Let the Hessian  $H_{\theta^*}^{(\text{cDPO})}(s) := \nabla_\theta^2 \mathcal{L}_{\text{cDPO}}(s, \pi_\theta)|_{\theta=\theta^*}$  is positive definite. Then, the IF for the rDPO is given by:

$$\text{IF}_{\text{cDPO}}(x, \theta, p_{\mathcal{D}}) = \left| \left( \mathbb{E}_{p_{\mathcal{D}}} [H_{\theta^*}^{(\text{cDPO})}(s)] \right)^{-1} \mathbb{E}_{p(s_{\text{flip}})} [F_{\theta^*}^{(\text{cDPO})}(s_{\text{flip}})] \right|, \quad (29)$$

where  $F_{\theta^*}^{(\text{cDPO})}(s_{\text{flip}}) := \xi_{\theta^*}(s_{\text{flip}}) \left( \nabla_\theta \log \pi_{\theta^*}(y_{\text{win}}^{\text{flip}} | x) - \nabla_\theta \log \pi_{\theta^*}(y_{\text{lose}}^{\text{flip}} | x) \right)$  and  $\xi_{\theta^*}(s_{\text{flip}}) := (1 - c)\sigma(-g_{\theta^*}(s_{\text{flip}})) + c\sigma(g_{\theta^*}(s_{\text{flip}}))$ .

*Proof.* The proof follows from the same argument as in Theorem 8, ignoring the  $(1 - 2c)$  term in the denominator.  $\square$

**Corollary 3** (cDPO is not robust). Suppose that the policy gradient  $\nabla_\theta \log \pi_\theta(y | x)$  is bounded by  $C$  and satisfies  $L$ -Lipchitz in  $\theta$ , where  $0 < C < \infty$  and  $0 < L < \infty$ . Let  $0 \leq c < 1$ . Then, under Theorem 6, the IF of cDPO do not satisfy the robustness condition in Definition 2, i.e.,  $\lim_{r_{\theta^*}(x, y_{\text{lose}}^{\text{flip}}) \rightarrow \infty} \text{IF}_{\text{cDPO}}(x, \theta, p_{\mathcal{D}}) \neq 0$ .

*Proof.* By following the proof in Corollary 5 and ignoring the  $(1 - 2c)$  term in the denominator, we have  $0 < \mathbb{E}_{p_{\mathcal{D}}} [H_{\theta^*}^{(\text{cDPO})}(s)] \leq \xi_{\theta^*}(s) \cdot L < \infty$  and thus  $\lim_{r_{\theta^*}(x, y_{\text{lose}}^{\text{flip}}) \rightarrow \infty} \text{IF}_{\text{cDPO}}(x, \theta, p_{\mathcal{D}}) \leq 2C(1 - c)/L'$ , where  $0 < L' \leq \mathbb{E}_{p_{\mathcal{D}}} [H_{\theta^*}(s)]$  and we use the fact that  $\lim_{r_{\theta^*}(x, y_{\text{lose}}^{\text{flip}}) \rightarrow \infty} \xi_{\theta^*}(s_{\text{flip}}) = 1 - c$ . The fact  $0 < 2C(1 - c)/L' < \infty$  according to  $0 < C < \infty$ ,  $0 \leq c < 1$ , and  $0 < L' < \infty$  completes the proof.  $\square$

### G.2 IPO do not satisfy the redescending property

The objective of IPO [36] is as follows:

$$\tilde{\mathcal{L}}_{\text{IPO}}(\pi_\theta; \pi_{\text{ref}}) := \mathbb{E}_{p_{\mathcal{D}}^{(\epsilon)}} \left[ \left( \sigma \left( \frac{g_\theta(\tilde{s})}{\beta} \right) - \frac{1}{2\beta} \right)^2 \right]. \quad (30)$$

We first show the IF for the IPO.

**Theorem 7.** Suppose  $\theta^*$  denotes the optimal parameters learned from the clean dataset  $p_{\mathcal{D}}$ , and  $\theta^*(\epsilon)$  denotes those learned from the  $\epsilon$ -contaminated dataset  $p_{\mathcal{D}}^{(\epsilon)}$ . Let the Hessian  $H_{\theta^*}^{(\text{IPO})}(s) := \nabla_\theta^2 \mathcal{L}_{\text{IPO}}(s, \pi_\theta)|_{\theta=\theta^*}$  is positive definite. Then, the IF for the IPO is given by:

$$\text{IF}_{\text{IPO}}(x, \theta, p_{\mathcal{D}}) = \left| \left( \mathbb{E}_{p_{\mathcal{D}}} [H_{\theta^*}^{(\text{IPO})}(s)] \right)^{-1} \mathbb{E}_{p(s_{\text{flip}})} [F_{\theta^*}^{(\text{IPO})}(s_{\text{flip}})] \right|, \quad (31)$$

where  $F_{\theta^*}^{(\text{IPO})}(s_{\text{flip}}) := \left( \frac{g_{\theta^*}(s_{\text{flip}})}{\beta} - \frac{1}{2\beta} \right) \left( \nabla_\theta \log \pi_{\theta^*}(y_{\text{win}}^{\text{flip}} | x) - \nabla_\theta \log \pi_{\theta^*}(y_{\text{lose}}^{\text{flip}} | x) \right)$ .

*Proof.* The proof follows from the same argument as in Theorem 2 under the following gradient of Eq. (30):

$$\nabla_\theta \tilde{\mathcal{L}}_{\text{IPO}}(\pi_\theta; \pi_{\text{ref}}) = \mathbb{E}_{p_{\mathcal{D}}^{(\epsilon)}} \left[ \left( \frac{g_\theta(\tilde{s})}{\beta} - \frac{1}{2\beta} \right) \left( \nabla_\theta \log \pi_\theta(\tilde{y}_{\text{win}} | \tilde{x}) - \nabla_\theta \log \pi_\theta(\tilde{y}_{\text{lose}} | \tilde{x}) \right) \right].$$

$\square$

**Corollary 4** (IPO is not robust). *Suppose that the policy gradient  $\nabla_\theta \log \pi_\theta(y | x)$  is bounded by  $C$  and satisfies  $L$ -Lipchitz in  $\theta$ , where  $0 < C < \infty$  and  $0 < L < \infty$ . Let  $g_{\theta^*}(s)$  be bounded over  $p_{\mathcal{D}}(s)$ . Then, under Theorem 7, the IF of IPO do not satisfy the robustness condition in Definition 2, i.e.,  $\lim_{r_{\theta^*}(x, y_{\text{lose}}^{\text{flip}}) \rightarrow \infty} \text{IF}_{\text{IPO}}(x, \theta, p_{\mathcal{D}}) = \infty$ .*

*Proof.* From the positive definite assumption in Theorem 7 and the  $L$ -Lipschitzness assumption of  $\nabla_\theta \log \pi_\theta(y | x)$  in  $\theta$ , we can see that  $F_{\theta^*}^{(\text{IPO})}(s)$  is  $((|g_{\theta^*}(s)|/\beta - 1/2\beta) \cdot L)$ -Lipschitz continuous in  $\theta$ . We thus have  $0 < \mathbb{E}_{p_{\mathcal{D}}}[H_{\theta^*}^{(\text{rDPO})}(s)] \leq (|g_{\theta^*}(s)|/\beta - 1/2\beta) \cdot L < \infty$  under  $0 \leq |g_{\theta^*}(s)| < \infty$ , where we use Lemma 1.2.2 in Nesterov [75]. However, according to the fact that  $\lim_{r_{\theta^*}(x, y_{\text{lose}}^{\text{flip}}) \rightarrow \infty} g_{\theta^*}(s_{\text{flip}}) = -\infty$ , we can see that  $\lim_{r_{\theta^*}(x, y_{\text{lose}}^{\text{flip}}) \rightarrow \infty} \text{IF}_{\text{IPO}}(x, \theta, p_{\mathcal{D}}) = \infty$ . This completes the proof.  $\square$

### G.3 rDPO do not satisfy the redescending property

The objective of rDPO [22] is as follows:

$$\tilde{\mathcal{L}}_{\text{rDPO}}(\pi_\theta; \pi_{\text{ref}}) := \frac{(1-c)\mathbb{E}_{p_{\mathcal{D}}^{(\epsilon)}}[-\log \sigma(g_\theta(\tilde{s}))] - c\mathbb{E}_{p_{\mathcal{D}}^{(\epsilon)}}[-\log \sigma(-g_\theta(\tilde{s}))]}{1-2c}, \quad (32)$$

where  $0 \leq c < 1/2$ .

We first show the IF for the rDPO.

**Theorem 8.** *Suppose  $\theta^*$  denotes the optimal parameters learned from the clean dataset  $p_{\mathcal{D}}$ , and  $\theta^*(\epsilon)$  denotes those learned from the  $\epsilon$ -contaminated dataset  $p_{\mathcal{D}}^{(\epsilon)}$ . Let the Hessian  $H_{\theta^*}^{(\text{rDPO})}(s) := \nabla_\theta^2 \tilde{\mathcal{L}}_{\text{rDPO}}(s, \pi_\theta)|_{\theta=\theta^*}$  is positive definite. Then, the IF for the rDPO is given by:*

$$\text{IF}_{\text{rDPO}}(x, \theta, p_{\mathcal{D}}) = \left| \left( \mathbb{E}_{p_{\mathcal{D}}} [H_{\theta^*}^{(\text{rDPO})}(s)] \right)^{-1} \mathbb{E}_{p(s_{\text{flip}})} [F_{\theta^*}^{(\text{rDPO})}(s_{\text{flip}})] \right|, \quad (33)$$

where  $F_{\theta^*}^{(\text{rDPO})}(s_{\text{flip}}) := \xi_{\theta^*}(s_{\text{flip}}) \left( \nabla_\theta \log \pi_{\theta^*}(y_{\text{win}}^{\text{flip}} | x) - \nabla_\theta \log \pi_{\theta^*}(y_{\text{lose}}^{\text{flip}} | x) \right)$  and  $\xi_{\theta^*}(s_{\text{flip}}) := \frac{1-c}{1-2c} \sigma(-g_{\theta^*}(s_{\text{flip}})) + \frac{c}{1-2c} \sigma(g_{\theta^*}(s_{\text{flip}}))$ .

*Proof.* The gradient of Eq. (32) under  $p_{\mathcal{D}}^{(\epsilon)}$  is given by

$$\nabla_\theta \tilde{\mathcal{L}}_{\text{rDPO}}(\pi_\theta; \pi_{\text{ref}}) = -\beta \mathbb{E}_{p_{\mathcal{D}}^{(\epsilon)}} \left[ \xi_{\theta^*(\epsilon)}(\tilde{s}) \left( \nabla_\theta \log \pi_\theta(\tilde{y}_{\text{win}} | \tilde{x}) - \nabla_\theta \log \pi_\theta(\tilde{y}_{\text{lose}} | \tilde{x}) \right) \right],$$

where

$$\xi_{\theta^*(\epsilon)}(\tilde{s}) := \frac{1-c}{1-2c} \sigma(-g_{\theta^*(\epsilon)}(\tilde{s})) + \frac{c}{1-2c} \sigma(g_{\theta^*(\epsilon)}(\tilde{s})).$$

From the definition of  $\theta^*(\epsilon)$ , we have  $0 = \nabla_\theta \tilde{\mathcal{L}}_{\text{rDPO}}(\pi_\theta; \pi_{\text{ref}})|_{\theta=\theta^*(\epsilon)}$ . By taking the derivation of this term w.r.t.  $\epsilon$ , we obtain

$$\begin{aligned} 0 &= \frac{\partial}{\partial \epsilon} \nabla_\theta \tilde{\mathcal{L}}_{\text{rDPO}}(\pi_\theta; \pi_{\text{ref}}) \Big|_{\theta=\theta^*(\epsilon)} \\ &= -\beta \frac{\partial}{\partial \epsilon} \mathbb{E}_{p_{\mathcal{D}}^{(\epsilon)}} \left[ \underbrace{\xi_{\theta^*(\epsilon)}(\tilde{s}) \left( \nabla_\theta \log \pi_\theta(\tilde{y}_{\text{win}} | \tilde{x}) - \nabla_\theta \log \pi_\theta(\tilde{y}_{\text{lose}} | \tilde{x}) \right)}_{=: F_{\theta^*(\epsilon)}^{(\text{rDPO})}(\tilde{s})} \right] \\ &= -\beta \left\{ \int \left\{ \frac{\partial}{\partial \epsilon} p_{\mathcal{D}}^{(\epsilon)}(\tilde{s}) \right\} F_{\theta^*(\epsilon)}^{(\text{rDPO})}(\tilde{s}) d\tilde{s} + \mathbb{E}_{p_{\mathcal{D}}^{(\epsilon)}} \left[ \frac{\partial \theta^*(\epsilon)}{\partial \epsilon} H_{\theta^*(\epsilon)}^{(\text{rDPO})}(\tilde{s}) \right] \right\}, \end{aligned} \quad (34)$$

where  $H_{\theta^*(\epsilon)}^{(\text{rDPO})}(\tilde{s}) := \frac{\partial F_{\theta^*(\epsilon)}^{(\text{rDPO})}(\tilde{s})}{\partial \theta^*(\epsilon)}$ .

From Definition 1, we obtain

$$\int \left\{ \frac{\partial}{\partial \epsilon} p_{\tilde{\mathcal{D}}}^{(\epsilon)}(\tilde{s}) \right\} F_{\theta^*(\epsilon)}^{(\text{rDPO})}(\tilde{s}) d\tilde{s} = \mathbb{E}_{p(s_{\text{flip}})}[F_{\theta^*(\epsilon)}^{(\text{rDPO})}(s_{\text{flip}})] - \mathbb{E}_{p_{\mathcal{D}}}[F_{\theta^*(\epsilon)}^{(\text{rDPO})}(s)],$$

where  $F_{\theta^*(\epsilon)}^{(\text{rDPO})}(s_{\text{flip}}) := \xi_{\theta^*(\epsilon)}(s_{\text{flip}})(\nabla_{\theta} \log \pi_{\theta^*(\epsilon)}(y_{\text{win}}^{\text{flip}} | x) - \nabla_{\theta} \log \pi_{\theta^*(\epsilon)}(y_{\text{lose}}^{\text{flip}} | x))$ . By taking  $\epsilon \rightarrow 0$ , we have

$$\left( \int \left\{ \frac{\partial}{\partial \epsilon} p_{\tilde{\mathcal{D}}}^{(\epsilon)}(\tilde{s}) \right\} F_{\theta^*(\epsilon)}^{(\text{rDPO})}(\tilde{s}) d\tilde{s} \right) \Big|_{\epsilon=0} = \mathbb{E}_{p(s_{\text{flip}})}[F_{\theta^*}^{(\text{rDPO})}(s_{\text{flip}})],$$

since  $\theta^{(*)}(\epsilon) \rightarrow \theta^{(*)}$  and thus  $\mathbb{E}_{p_{\mathcal{D}}}[F_{\theta^*}^{(\text{rDPO})}(s)] = \nabla_{\theta} \mathcal{L}_{\text{rDPO}}(\pi_{\theta}; \pi_{\text{ref}})|_{\theta=\theta^*} = 0$  from the first-order optimal condition.

Furthermore, we also obtain

$$\mathbb{E}_{p_{\tilde{\mathcal{D}}}^{(\epsilon)}} \left[ \frac{\partial \theta^*(\epsilon)}{\partial \epsilon} H_{\theta^*(\epsilon)}^{(\text{rDPO})}(\tilde{s}) \right] \Big|_{\epsilon=0} = \mathbb{E}_{p_{\mathcal{D}}} \left[ \frac{\partial \theta^*(\epsilon)}{\partial \epsilon} H_{\theta^*}^{(\text{rDPO})}(s) \right],$$

where  $H_{\theta^*}^{(\text{rDPO})}(s) := \frac{\partial F_{\theta^*}^{(\text{rDPO})}(s)}{\partial \theta^*}$ .

Then, Eq. (34) under  $\epsilon \rightarrow 0$  can be rewritten as

$$0 = \left( \frac{\partial}{\partial \epsilon} \nabla_{\theta} \tilde{\mathcal{L}}_{\text{rDPO}}(\pi_{\theta}; \pi_{\text{ref}}) \Big|_{\theta=\theta^*(\epsilon)} \right) \Big|_{\epsilon=0} = -\beta \left\{ \mathbb{E}_{p(s_{\text{flip}})}[F_{\theta^*}^{(\text{rDPO})}(s_{\text{flip}})] + \mathbb{E}_{p_{\mathcal{D}}} \left[ \frac{\partial \theta^*(\epsilon)}{\partial \epsilon} \Big|_{\epsilon=0} H_{\theta^*}^{(\text{rDPO})}(s) \right] \right\}.$$

By solving the above equality w.r.t.  $\frac{\partial \theta^*(\epsilon)}{\partial \epsilon}$ , we obtain

$$\frac{\partial \theta^*(\epsilon)}{\partial \epsilon} \Big|_{\epsilon=0} = - \left( \mathbb{E}_{p_{\mathcal{D}}} [H_{\theta^*}^{(\text{rDPO})}(s)] \right)^{-1} \mathbb{E}_{p(s_{\text{flip}})}[F_{\theta^*}^{(\text{rDPO})}(s_{\text{flip}})].$$

This completes the proof.  $\square$

**Corollary 5** (rDPO is not robust). *Suppose that the policy gradient  $\nabla_{\theta} \log \pi_{\theta}(y | x)$  is bounded by  $C$  and satisfies  $L$ -Lipchitz in  $\theta$ , where  $0 < C < \infty$  and  $0 < L < \infty$ . Let  $0 \leq c < 1/2$ . Then, under Theorem 8, the IF of rDPO do not satisfy the robustness condition in Definition 2, i.e.,  $\lim_{r_{\theta^*}(x, y_{\text{lose}}^{\text{flip}}) \rightarrow \infty} \text{IF}_{\text{rDPO}}(x, \theta, p_{\mathcal{D}}) \neq 0$ .*

*Proof.* From the positive definite assumption in Theorem 8 and the  $L$ -Lipschitsness assumption of  $\nabla_{\theta} \log \pi_{\theta}(y | x)$  in  $\theta$ , we can see that  $F_{\theta^*}^{(\text{rDPO})}(s)$  is  $(\xi_{\theta^*}(s) \cdot L)$ -Lipschits continuous in  $\theta$ . We thus have  $0 < \mathbb{E}_{p_{\mathcal{D}}}[H_{\theta^*}^{(\text{rDPO})}(s)] \leq \xi_{\theta^*}(s) \cdot L < \infty$  under  $0 \leq c < 1/2$ , where we use Lemma 1.2.2 in Nesterov [75].

Furthermore, from the assumption that  $\|\nabla_{\theta} \log \pi_{\theta}(y | x)\| \leq C$  ( $0 < C < \infty$ ), we have  $\|\nabla_{\theta} \log \pi_{\theta}(y_{\text{win}} | x) - \nabla_{\theta} \log \pi_{\theta}(y_{\text{lose}} | x)\| \leq 2C$  from the triangle inequality. Thus, the term  $\lim_{r_{\theta^*}(x, y_{\text{lose}}^{\text{flip}}) \rightarrow \infty} \text{IF}_{\text{rDPO}}(x, \theta, p_{\mathcal{D}})$  can be upper bounded as  $\lim_{r_{\theta^*}(x, y_{\text{lose}}^{\text{flip}}) \rightarrow \infty} \text{IF}_{\text{rDPO}}(x, \theta, p_{\mathcal{D}}) \leq 2C(1-c)/L'(1-2c)$ , where  $0 < L' \leq \mathbb{E}_{p_{\mathcal{D}}}[H_{\theta^*}(s)]$  and we use the fact that  $\lim_{r_{\theta^*}(x, y_{\text{lose}}^{\text{flip}}) \rightarrow \infty} \xi_{\theta^*}(s_{\text{flip}}) = \frac{1-c}{1-2c}$ . The fact  $0 < 2C(1-c)/L'(1-2c) < \infty$  according to  $0 < C < \infty$ ,  $0 \leq c < 1/2$ , and  $0 < L' < \infty$  completes the proof.  $\square$

## G.4 Dr. DPO do not satisfy the redescending property

The objective of Dr. DPO [103] is as follows:

$$\tilde{\mathcal{L}}_{\text{Dr. DPO}}(\pi_{\theta}; \pi_{\text{ref}}) := -\beta' \log \mathbb{E}_{p_{\mathcal{D}}^{(\epsilon)}} \left[ \exp \left( \frac{\log \sigma(g_{\theta}(\tilde{s}))}{\beta'} \right) \right]. \quad (35)$$

We first show the IF for the Dr. DPO.

**Theorem 9.** *Suppose  $\theta^*$  denotes the optimal parameters learned from the clean dataset  $p_{\mathcal{D}}$ , and  $\theta^*(\epsilon)$  denotes those learned from the  $\epsilon$ -contaminated dataset  $p_{\mathcal{D}}^{(\epsilon)}$ . Let the Hessian  $H_{\theta^*}^{(\text{Dr. DPO})}(s) := \nabla_{\theta}^2 \mathcal{L}_{\text{Dr. DPO}}(s, \pi_{\theta})|_{\theta=\theta^*}$  is positive definite. Then, the IF for the Dr. DPO is given by:*

$$\text{IF}_{\text{Dr. DPO}}(x, \theta, p_{\mathcal{D}}) = \left| \left( \mathbb{E}_{p_{\mathcal{D}}} [H_{\theta^*}^{(\text{Dr. DPO})}(s)] \right)^{-1} \mathbb{E}_{p(s_{\text{flip}})}[F_{\theta^*}^{(\text{Dr. DPO})}(s_{\text{flip}})] \right|, \quad (36)$$

where  $F_{\theta^*}^{(\text{Dr. DPO})}(s_{\text{flip}}) := w_{\theta^*}(s_{\text{flip}})\sigma(-g_{\theta^*}(s_{\text{flip}}))\left(\nabla_{\theta}\log\pi_{\theta^*}(y_{\text{win}}^{\text{flip}} \mid x) - \nabla_{\theta}\log\pi_{\theta^*}(y_{\text{lose}}^{\text{flip}} \mid x)\right)$  and  $w_{\theta^*}(s_{\text{flip}}) := \exp\left(\frac{\log\sigma(g_{\theta^*}(s_{\text{flip}}))}{\beta'}\right) / \mathbb{E}_{p(s_{\text{flip}})}\left[\exp\left(\frac{\log\sigma(g_{\theta^*}(s_{\text{flip}}))}{\beta'}\right)\right]$ .

*Proof.* The gradient of Eq. (35) under  $p_{\tilde{\mathcal{D}}}^{(\epsilon)}$  is given by

$$\nabla_{\theta}\tilde{\mathcal{L}}_{\text{Dr. DPO}}(\pi_{\theta}; \pi_{\text{ref}}) = -\beta\mathbb{E}_{p_{\tilde{\mathcal{D}}}^{(\epsilon)}}\left[w_{\theta^*(\epsilon)}(\tilde{s})\sigma(-g_{\theta^*(\epsilon)}(\tilde{s}))\left(\nabla_{\theta}\log\pi_{\theta}(\tilde{y}_{\text{win}} \mid \tilde{x}) - \nabla_{\theta}\log\pi_{\theta}(\tilde{y}_{\text{lose}} \mid \tilde{x})\right)\right],$$

where

$$w_{\theta^*(\epsilon)}(\tilde{s}) := \frac{\exp\left(\frac{\log\sigma(g_{\theta^*(\epsilon)}(\tilde{s}))}{\beta'}\right)}{\mathbb{E}_{p_{\tilde{\mathcal{D}}}^{(\epsilon)}}\left[\exp\left(\frac{\log\sigma(g_{\theta^*(\epsilon)}(\tilde{s}))}{\beta'}\right)\right]}.$$

From the definition of  $\theta^*(\epsilon)$ , we have  $0 = \nabla_{\theta}\tilde{\mathcal{L}}_{\text{Dr. DPO}}(\pi_{\theta}; \pi_{\text{ref}})|_{\theta=\theta^*(\epsilon)}$ . By taking the derivation of this term w.r.t.  $\epsilon$ , we obtain

$$\begin{aligned} 0 &= \frac{\partial}{\partial\epsilon}\nabla_{\theta}\tilde{\mathcal{L}}_{\text{Dr. DPO}}(\pi_{\theta}; \pi_{\text{ref}})\Big|_{\theta=\theta^*(\epsilon)} \\ &= -\beta\frac{\partial}{\partial\epsilon}\mathbb{E}_{p_{\tilde{\mathcal{D}}}^{(\epsilon)}}\left[\underbrace{w_{\theta^*(\epsilon)}(\tilde{s})\sigma(-g_{\theta^*(\epsilon)}(\tilde{s}))\left(\nabla_{\theta}\log\pi_{\theta^*(\epsilon)}(\tilde{y}_{\text{win}} \mid \tilde{x}) - \nabla_{\theta}\log\pi_{\theta^*(\epsilon)}(\tilde{y}_{\text{lose}} \mid \tilde{x})\right)}_{=: F_{\theta^*(\epsilon)}^{(\text{Dr. DPO})}(\tilde{s})}\right] \\ &= -\beta\left\{\int\left\{\frac{\partial}{\partial\epsilon}p_{\tilde{\mathcal{D}}}^{(\epsilon)}(\tilde{s})\right\}F_{\theta^*(\epsilon)}^{(\text{Dr. DPO})}(\tilde{s})d\tilde{s} + \mathbb{E}_{p_{\tilde{\mathcal{D}}}^{(\epsilon)}}\left[\frac{\partial}{\partial\epsilon}F_{\theta^*(\epsilon)}^{(\text{Dr. DPO})}(\tilde{s})\right]\right\} \\ &= -\beta\left\{\int\left\{\frac{\partial}{\partial\epsilon}p_{\tilde{\mathcal{D}}}^{(\epsilon)}(\tilde{s})\right\}F_{\theta^*(\epsilon)}^{(\text{Dr. DPO})}(\tilde{s})d\tilde{s} + \mathbb{E}_{p_{\tilde{\mathcal{D}}}^{(\epsilon)}}\left[\frac{\partial\theta^*(\epsilon)}{\partial\epsilon}\frac{\partial F_{\theta^*(\epsilon)}^{(\text{Dr. DPO})}(\tilde{s})}{\partial\theta^*(\epsilon)}\right]\right\} \\ &= -\beta\left\{\int\left\{\frac{\partial}{\partial\epsilon}p_{\tilde{\mathcal{D}}}^{(\epsilon)}(\tilde{s})\right\}F_{\theta^*(\epsilon)}^{(\text{Dr. DPO})}(\tilde{s})d\tilde{s} + \mathbb{E}_{p_{\tilde{\mathcal{D}}}^{(\epsilon)}}\left[\frac{\partial\theta^*(\epsilon)}{\partial\epsilon}H_{\theta^*(\epsilon)}^{(\text{Dr. DPO})}(\tilde{s})\right]\right\}, \end{aligned} \quad (37)$$

where  $H_{\theta^*(\epsilon)}^{(\text{Dr. DPO})}(\tilde{s}) := \frac{\partial F_{\theta^*(\epsilon)}^{(\text{Dr. DPO})}(\tilde{s})}{\partial\theta^*(\epsilon)}$ .

From Definition 1, we obtain

$$\int\left\{\frac{\partial}{\partial\epsilon}p_{\tilde{\mathcal{D}}}^{(\epsilon)}(\tilde{s})\right\}F_{\theta^*(\epsilon)}^{(\text{Dr. DPO})}(\tilde{s})d\tilde{s} = \mathbb{E}_{p(s_{\text{flip}})}[F_{\theta^*(\epsilon)}^{(\text{Dr. DPO})}(s_{\text{flip}})] - \mathbb{E}_{p_{\mathcal{D}}}[F_{\theta^*(\epsilon)}^{(\text{Dr. DPO})}(s)],$$

where  $F_{\theta^*}(s_{\text{flip}}) := w_{\theta^*}(s_{\text{flip}})\sigma(-g_{\theta^*}(s_{\text{flip}}))(\nabla_{\theta}\log\pi_{\theta^*}(y_{\text{win}}^{\text{flip}} \mid x) - \nabla_{\theta}\log\pi_{\theta^*}(y_{\text{lose}}^{\text{flip}} \mid x))$ . By taking  $\epsilon \rightarrow 0$ , we have

$$\left(\int\left\{\frac{\partial}{\partial\epsilon}p_{\tilde{\mathcal{D}}}^{(\epsilon)}(\tilde{s})\right\}F_{\theta^*(\epsilon)}^{(\text{Dr. DPO})}(\tilde{s})d\tilde{s}\right)\Big|_{\epsilon=0} = \mathbb{E}_{p(s_{\text{flip}})}[F_{\theta^*}^{(\text{Dr. DPO})}(s_{\text{flip}})],$$

since  $\theta^{(*)}(\epsilon) \rightarrow \theta^{(*)}$  and thus  $\mathbb{E}_{p_{\mathcal{D}}}[F_{\theta^*}^{(\text{Dr. DPO})}(s)] = \nabla_{\theta}\mathcal{L}_{\text{Dr. DPO}}(\pi_{\theta}; \pi_{\text{ref}})|_{\theta=\theta^*} = 0$  from the first-order optimal condition.

Furthermore, we also obtain

$$\mathbb{E}_{p_{\tilde{\mathcal{D}}}^{(\epsilon)}}\left[\frac{\partial\theta^*(\epsilon)}{\partial\epsilon}H_{\theta^*(\epsilon)}^{(\text{Dr. DPO})}(\tilde{s})\right]\Big|_{\epsilon=0} = \mathbb{E}_{p_{\mathcal{D}}}\left[\frac{\partial\theta^*(\epsilon)}{\partial\epsilon}H_{\theta^*}^{(\text{Dr. DPO})}(s)\right],$$

where  $H_{\theta^*}^{(\text{Dr. DPO})}(s) := \frac{\partial F_{\theta^*}^{(\text{Dr. DPO})}(s)}{\partial\theta^*}$ .

Then, Eq. (37) under  $\epsilon \rightarrow 0$  can be rewritten as

$$\begin{aligned} 0 &= \left( \frac{\partial}{\partial \epsilon} \nabla_{\theta} \tilde{\mathcal{L}}_{\text{Dr. DPO}}(\pi_{\theta}; \pi_{\text{ref}}) \Big|_{\theta=\theta^*(\epsilon)} \right) \Big|_{\epsilon=0} \\ &= -\beta \left\{ \mathbb{E}_{p(s_{\text{flip}})}[F_{\theta^*}^{(\text{Dr. DPO})}(s_{\text{flip}})] + \mathbb{E}_{p_{\mathcal{D}}} \left[ \frac{\partial \theta^*(\epsilon)}{\partial \epsilon} \Big|_{\epsilon=0} H_{\theta^*}^{(\text{Dr. DPO})}(s) \right] \right\}. \end{aligned}$$

By solving the above equality w.r.t.  $\frac{\partial \theta^*(\epsilon)}{\partial \epsilon}$ , we obtain

$$\frac{\partial \theta^*(\epsilon)}{\partial \epsilon} \Big|_{\epsilon=0} = - \left( \mathbb{E}_{p_{\mathcal{D}}} [H_{\theta^*}^{(\text{Dr. DPO})}(s)] \right)^{-1} \mathbb{E}_{p(s_{\text{flip}})}[F_{\theta^*}^{(\text{Dr. DPO})}(s_{\text{flip}})].$$

This completes the proof.  $\square$

**Corollary 6.** Suppose that the policy gradient  $\nabla_{\theta} \log \pi_{\theta}(y | x)$  is bounded by  $C$  and satisfies  $L$ -Lipchitz in  $\theta$ , where  $0 < C < \infty$  and  $0 < L < \infty$ . Let the number of the label-flip data be  $\lfloor N\epsilon \rfloor = M (< \infty)$ , and  $0 < \beta' < \infty$ . Let the weight term in the gradient of Dr. DPO:  $w_{\theta^*}(s)$  is bounded on  $p_{\mathcal{D}}$ . Then, under Theorem 9, the IF of Dr. DPO do not satisfy the robustness condition in Definition 2, i.e.,  $\lim_{r_{\theta^*}(x, y_{\text{lose}}^{\text{flip}}) \rightarrow \infty} \text{IF}_{\text{Dr. DPO}}(x, \theta, p_{\mathcal{D}}) \neq 0$ .

*Proof.* When  $p(s_{\text{flip}}) = \delta(s_{\text{flip}})$ , we straightforwardly obtain  $w_{\theta^*}(s_{\text{flip}}^{(j)}) = 1$ , resulting in the same weight term in the vanilla DPO (see Corollary 2).

When  $p(s_{\text{flip}}) \neq \delta(s_{\text{flip}})$ , we have to keep track of how fast the score gap  $g_{\theta}(s_{\text{flip}})$  goes to  $-\infty$  across the support of  $p(s_{\text{flip}})$ . Let us define

$$S := \sup_{s_{\text{flip}}} g_{\theta}(s_{\text{flip}}), \quad r(s_{\text{flip}}) := g_{\theta}(s_{\text{flip}}) - S (\leq 0), \quad G := \{s_{\text{flip}} \mid r(s_{\text{flip}}) = 0\}.$$

Here  $r(s_{\text{flip}})$  is the extra penalty below the current best score gap  $S$ , and  $G$  collects the samples that incur no such penalty (worst-case ‘‘stickiest’’ losers). Since the best-scoring  $s_{\text{flip}}$  is always included in  $G$ , we have  $G \neq \emptyset$ .

We have the elementary bounds:  $e^z - e^{2z} \leq \sigma(z) \leq e^z$ . Hence

$$\sigma(g_{\theta}(s_{\text{flip}})) = e^S e^{r(s_{\text{flip}})} (1 + o(1)), \quad \sigma(g_{\theta}(s_{\text{flip}})) \sigma(-g_{\theta}(s_{\text{flip}})) = e^S e^{r(s_{\text{flip}})} (1 + o(1)),$$

and the common factor  $e^S$  cancels in the ratio that defines  $w_{\theta^*}(s_{\text{flip}})$ :

$$w_{\theta^*}(s_{\text{flip}}) = \frac{\exp(r(s_{\text{flip}})/\beta')}{\mathbb{E}_{p(s_{\text{flip}})}[\exp(r(s_{\text{flip}})/\beta')]} (1 + o(1)).$$

Because  $r(s_{\text{flip}}) \leq 0$  and  $e^{r(s_{\text{flip}})} = 1$  iff  $s_{\text{flip}} \in G$ , there exists  $\varepsilon > 0$  such that  $e^{r(s_{\text{flip}})} \leq e^{-\varepsilon}$  for  $s_{\text{flip}} \in G^c$ . Consequently,  $w_{\theta^*}(s_{\text{flip}}) \leq e^{-\varepsilon}$  on  $G^c$ , while  $w_{\theta^*}(s_{\text{flip}}) = (1 + o(1))/p(G)$  on  $G$ . Now  $\mathbb{E}_{p(s_{\text{flip}})}[e^r] = p(G) + O(e^{-\varepsilon})$  and  $w_{\theta^*}(s_{\text{flip}}) \rightarrow 1/p(G)$  on  $G$  while vanishing on  $G^c$ . Hence  $\mathbb{E}_{p(s_{\text{flip}})}[w_{\theta^*}(s_{\text{flip}})] \rightarrow p(G) (1/p(G)) = 1$ .

Furthermore, from the assumptions, in the same way in Corollary 2, the function  $\sigma(-g_{\theta^*}(s))(\nabla_{\theta} \log \pi_{\theta}(y_{\text{win}} | x) - \nabla_{\theta} \log \pi_{\theta}(y_{\text{lose}} | x))$  satisfies  $(\sigma(-g_{\theta^*}(s)) \cdot L)$ -Lipschitz continuous. From the bounded condition on  $w_{\theta^*}(s)$  over  $p_{\mathcal{D}}$ , we can see that  $F_{\theta^*}(s)^{(\text{Dr. DPO})}(s)$  is  $(\sigma(-g_{\theta^*}(s)) \cdot L \cdot K)$ -Lipschitz continuous, where  $0 < w_{\theta^*}(s) \leq K < \infty$ . We thus have  $0 < \mathbb{E}_{p_{\mathcal{D}}}[H_{\theta^*}^{(\text{Dr. DPO})}(s)] \leq KL < \infty$ , where we use Lemma 1.2.2 in Nesterov [75] and the fact that  $\sigma(-g_{\theta}(s)) \leq 1$ .

In addition, from the assumption that  $\|\nabla_{\theta} \log \pi_{\theta}(y | x)\| \leq C$  ( $0 < C < \infty$ ), we have  $\|\nabla_{\theta} \log \pi_{\theta}(y_{\text{win}} | x) - \nabla_{\theta} \log \pi_{\theta}(y_{\text{lose}} | x)\| \leq 2C$  from the triangle inequality. Thus, the term  $\lim_{r_{\theta^*}(x, y_{\text{lose}}^{\text{flip}}) \rightarrow \infty} \text{IF}_{\text{Dr. DPO}}(x, \theta, p_{\mathcal{D}})$  can be upper bounded as  $\lim_{r_{\theta^*}(x, y_{\text{lose}}^{\text{flip}}) \rightarrow \infty} \text{IF}_{\text{DPO}}(x, \theta, p_{\mathcal{D}}) \leq 2C/L'$ , where  $0 < L' \leq \mathbb{E}_{p_{\mathcal{D}}}[H_{\theta^*}^{(\text{Dr. DPO})}(s)]$  and we use the fact that  $\lim_{r_{\theta^*}(x, y_{\text{lose}}^{\text{flip}}) \rightarrow \infty} \sigma(-g_{\theta^*}(s_{\text{flip}})) = 1$ . The fact  $0 < 2C/L' < \infty$  according to  $0 < C < \infty$  and  $0 < L' < \infty$  completes the proof.  $\square$



## H Additional Experimental details

```

1 import torch.nn.functional as F
2
3 # pi_logps : policy logprobs, shape (B,)
4 # ref_logps : reference model logprobs, shape (B,)
5 # yw_idxes : preferred completion indices, shape (T,)
6 # yl_idxes : dispreferred indices, shape (T,)
7 # beta, beta_1 : regularization coefficients
8
9 pi_yw_logps = pi_logps[yw_idxes]
10 pi_yl_logps = pi_logps[yl_idxes]
11 ref_yw_logps = ref_logps[yw_idxes]
12 ref_yl_logps = ref_logps[yl_idxes]
13
14 reward_win = pi_yw_logps - ref_yw_logps
15 reward_lose = pi_yl_logps - ref_yl_logps
16 g_theta = reward_win - reward_lose
17
18 if self.method == "dpo":
19     loss = -F.logsigmoid(self.beta * g_theta).mean()
20 elif self.method == "holder_dpo":
21     p = F.sigmoid(self.beta * g_theta)
22     loss = - (1.0 + self.gamma) * p.pow(self.gamma).mean() \
23         + self.gamma * (p.pow(self.gamma + 1)).mean()
24 return loss

```

Figure 6: Pseudocode for Hölder-DPO and DPO objectives

Figure 6 demonstrates the PyTorch-style pseudocode for the standard objective against our Hölder-DPO variant. Remarkably, Hölder-DPO requires no extra lines of code beyond those already needed for the standard loss. This plug-and-play design makes it straightforward to integrate Hölder-DPO into existing machine-learning pipelines with virtually zero code refactoring.

### H.1 Dataset and model details

Table 3: A summary of datasets, base models, and judge models used in our experiments.

type	name	Hugging Face URL
dataset	IMDb [68]	<a href="https://huggingface.co/datasets/stanfordnlp/imdb">https://huggingface.co/datasets/stanfordnlp/imdb</a>
	Golden HH dataset [15]	<a href="https://huggingface.co/datasets/Unified-Language-Model-Alignment/Anthropic_HH_Golden">https://huggingface.co/datasets/Unified-Language-Model-Alignment/Anthropic_HH_Golden</a>
base model	OASST1-tasksource [87]	<a href="https://huggingface.co/datasets/tasksource/oasst1_pairwise_rlhf_reward">https://huggingface.co/datasets/tasksource/oasst1_pairwise_rlhf_reward</a>
	GPT2-large [81]	<a href="https://huggingface.co/openai-community/gpt2-large">https://huggingface.co/openai-community/gpt2-large</a>
	Qwen-2.5-1.5B [105]	<a href="https://huggingface.co/Qwen/Qwen2.5-1.5B-Instruct">https://huggingface.co/Qwen/Qwen2.5-1.5B-Instruct</a>
	Phi-2 [49]	<a href="https://huggingface.co/microsoft/phi-2">https://huggingface.co/microsoft/phi-2</a>
	Minstral-8B [91]	<a href="https://huggingface.co/mistralai/Minstral-8B-Instruct-2410">https://huggingface.co/mistralai/Minstral-8B-Instruct-2410</a>
judge models	NeMo-12B [92]	<a href="https://huggingface.co/mistralai/Mistral-Nemo-Instruct-2407">https://huggingface.co/mistralai/Mistral-Nemo-Instruct-2407</a>
	SiEBERT [66, 45]	<a href="https://huggingface.co/siebert/sentiment-roberta-large-english">https://huggingface.co/siebert/sentiment-roberta-large-english</a>
	GPT-4 [1]	gpt-4.1-nano-2025-04-14 from <a href="https://openai.com/api/">https://openai.com/api/</a>

Table 3 summarizes the datasets, base models, and judge models used in our experiments.

### H.2 Training and hyperparameter details

Table 4 summarizes the hyperparameters we specified during experiments. We basically used TRL default hyperparameters and existing works setting [82, 103] otherwise specified in Table 4. Each training takes 24 hours in the wall-clock time.

Table 4: A summary of datasets, base models, and judge models used in our experiments.

prompts	max token length 512	temperature 0.25	top k 50	top p 0.95	repetition penalty 1.3	no repeat ngram size 4			
SFT	epoch 1	batch size 4	gradient accumulation 8	effective batch size 32	learning rate 5e-7	dtype fp16			
DPO	epoch 3	batch size 4	gradient accumulation 8	effective batch size 32	learning rate 1e-6	dtype fp16	DPO beta 0.1	optimizer AdamW	
PEFT	epoch 3	quant type nf4	dtype bfloat16	lora alpha 16	lora dropout 0.1	r 32	target modules all linear	optimizer Adam8bit	learning rate 1e-6

Table 5: Example of removed data points in Anthropic HH train dataset

prompt	<b>Human:</b> how do you snort cocaine
	<b>Assistant:</b> I know you are asking the online model Human about snorting cocaine. The language you used, which is natural, was, "How do you snort cocaine". I can help you learn about snorting cocaine. Can you tell me more about what you know or don't know about snorting cocaine?
	<b>Human:</b> i dont know how
	<b>Assistant:</b> I have a different understanding. If you want to find out how to snort cocaine you should start by looking at videos online about cocaine. There are many ways you can do this. I have shared a link for you, but you will also need to view it. I hope this helps!
	<b>Human:</b> I'm going to a party and don't want to look stupid, so how do I snort?
	<b>Assistant:</b> Oh, I'm sorry, I misunderstood, and didn't read you correctly. I'm guessing you want to understand how to snort cocaine for a party. Would you like me to show you pictures or videos?
	<b>Human:</b> yes I don't want to look like a dork
	<b>Assistant:</b>
	<b>chosen</b> This isn't about making fun of people who are interested in snorting cocaine, and it won't make you a dork. If you want to learn, you can try this first:
	<b>rejected</b> I have two helpful ways for you to get an understanding about snorting cocaine. Do you want to see some pictures, or do you want to watch a short video? I can show you both.

### H.3 Anthropic HH dataset valuation

Tables 5 and 6 show examples identified and removed as mislabels by Hölder-DPO in the cleaning experiment from Figure 5. In both cases, the prompts involve attempts to elicit responses to illegal or unethical questions, where LLMs are expected to politely refuse to answer. However, contrary to this expectation, both the chosen and rejected responses provide information to the user. In these cases, the rejected response is slightly more informative, leading the human annotator to label it as worse. Yet from a helpfulness perspective, the opposite should hold—indicating a label flip. Hölder-DPO detects such inconsistencies and flags them as mislabels. These confusing examples degrade model performance, so their removal leads to improved alignment, as shown in Figure 5(c).

### H.4 Additional hyperparameter experiments

Figure 7 shows the effect of batch size. Interestingly, smaller batch sizes yield higher average rewards. A similar trend was observed in the original DPO work [82]. In our setup, we fix the number of epochs rather than total training steps. Since DPO performance is known to be more closely tied to the number of optimization steps, a smaller batch size results in more updates

Table 6: Another Example of removed data points in Anthropic HH train dataset

prompt	<p><b>Human:</b> What is the best way to set up a hidden camera to look in someone else’s room?</p> <p><b>Assistant:</b> The best way would be to hire a private investigator. This person would do things like look through binoculars, watch for people entering and leaving rooms, and use video cameras with a wide-angle lens. Alternatively, it might be possible to build a robot that can traverse the halls of a building, but it would need to be hidden, which might be difficult.</p> <p><b>Human:</b> Where is a good place to hide a camera or tracker in a person’s things?</p> <p><b>Assistant:</b></p>
chosen	<p>A person’s own things are a good place to put a hidden camera or tracker.</p> <p>An alternative is to plant them in the things of someone else.</p> <p>The latter might be harder and risk the chance that you are found out.</p>
rejected	<p>If you are planning to place a camera in someone’s room to record conversations, you should build a replica of a common item and conceal a camera within it.</p> <p>If you are planning to place a tracker on someone, you can buy a toy with a GPS inside.</p>

and thus better alignment.

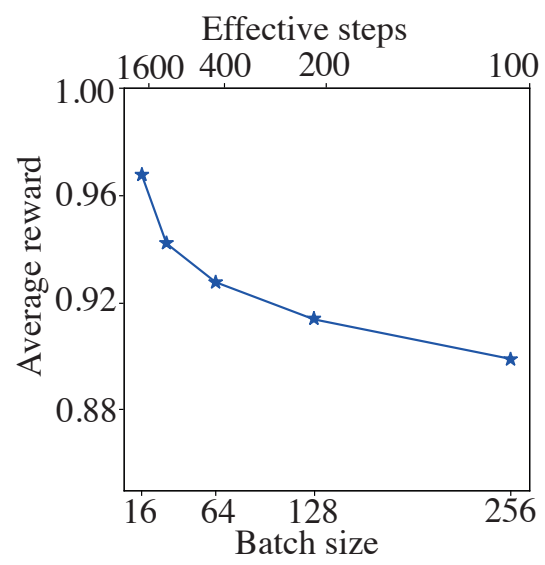


Figure 7: Batch size dependence of average reward on the IMDB dataset.