
RL IN NAME ONLY? ANALYZING THE STRUCTURAL ASSUMPTIONS IN RL POST-TRAINING FOR LLMs

Soumya Rani Samineni*
SCAI, Arizona State University
ssamine4@asu.edu

Durgesh Kalwar*
SCAI, Arizona State University
dkalwar@asu.edu

Karthik Valmeekam
SCAI, Arizona State University
kvalmeek@asu.edu

Kaya Stechly
SCAI, Arizona State University
khstechl@asu.edu

Subbarao Kambhampati
SCAI, Arizona State University
rao@asu.edu

ABSTRACT

Reinforcement learning-based post-training of large language models (LLMs) has recently gained attention, particularly following the release of DeepSeek R1 [8], which applied GRPO for fine-tuning. Amid the growing hype around improved reasoning abilities attributed to RL post-training, we critically examine the formulation and assumptions underlying these methods. We start by highlighting the popular structural assumptions made in modeling LLM training as a Markov Decision Process (MDP), and show how they lead to a degenerate MDP that doesn't quite need the RL/GRPO apparatus. The two critical structural assumptions include (1) making the MDP states be just a concatenation of the actions—with states becoming the context window and the actions becoming the tokens in LLMs and (2) splitting the reward of a state-action trajectory uniformly across the trajectory. Through a comprehensive analysis, we demonstrate that these simplifying assumptions make the approach effectively equivalent to an outcome-driven supervised learning. Our experiments on benchmarks including GSM8K and Countdown using Qwen-2.5 base models show that iterative supervised fine-tuning, incorporating both positive and negative samples, achieves performance comparable to GRPO-based training. We will also argue that the structural assumptions indirectly incentivize the RL to generate longer sequences of intermediate tokens—which in turn feeds into the narrative of "RL generating longer thinking traces." While RL may well be a very useful technique for improving the reasoning abilities of LLMs, our analysis shows that the simplistic structural assumptions made in modeling the underlying MDP render the popular LLM RL frameworks and their interpretations questionable.

1 INTRODUCTION

Recent advances in Large Language Models (LLMs) have substantially improved their ability to perform complex reasoning tasks, such as mathematical problem-solving. Typically, this is achieved through post-training techniques, including Reinforcement Learning (RL) methods like Group Relative Policy Optimization (GRPO). These methods frame language modeling as a Markov Decision Process (MDP), where token generation is treated as a sequential decision-making task.

In this work, we critically examine the foundations of applying RL to LLM post-training through the lens of the specific MDP formulation that has been popularly used to model LLMs as agents [8]. Under this formulation, each state is a sequence of previously generated tokens, transitions are deterministic concatenations of tokens, rewards are assigned only at the terminal state based on external verification of correctness, and the credit assignment problem is short-circuited by effectively dividing this terminal reward equally among the tokens (actions). These structural assumptions sharply distinguish the setting from the general MDP framework typically considered in RL leading to wrong intuitions.

*equal contribution

Our contributions are twofold. Firstly, we theoretically show that under these structural assumptions, making reinforcement learning methods post-training is somewhat redundant. By decoupling and simplifying the GRPO objective for trajectories labeled as positive (correct solutions) and negative (incorrect solutions), we demonstrate that iterative supervised fine-tuning (SFT) guided by an external verifier yields comparable performance. This equivalence implies that RL might not be imparting genuinely novel reasoning capabilities to the LLM but rather leveraging latent capabilities inherent within the pretrained models.

Secondly, we empirically demonstrate that the terminal reward distribution assumption, wherein the relative advantage score is uniformly allocated across all tokens in a response, directly contributes to the increasing response lengths observed throughout training. Contrary to the claims made in the DeepSeek-R1 [8] paper—which attributes increased response length at test-time to computational scaling, self-reflection, self-verification, and back-tracking—we show that the primary driver of response elongation is this uniform credit distribution. Since each token is incentivized equally without considering the "return-to-go" from any intermediate state, RL-based methods like GRPO inadvertently encourage verbose outputs.

This paper thus clarifies misconceptions regarding the role of reinforcement learning in enhancing LLM capabilities and provides a comprehensive theoretical and empirical analysis of how degenerate MDP assumptions influence model behavior during fine-tuning. Our findings suggest both considering alternate MDP formulation (eg the 2-LLM one in [15]) and revisiting traditional supervised fine-tuning methods with external verification, and highlight that simpler approaches may achieve similar, if not better, efficiency and effectiveness compared to complex RL-based post-training strategies.

2 RELATED WORK

Supervised fine-tuning (SFT) and reinforcement learning (RL) have emerged as the two main paradigms for post-training LLMs. Although early work focused heavily on SFT variants, recent efforts have shifted toward RL-inspired methods such as GRPO and its extensions.

While the original SFT involved finetuning on the traces and solutions supplied externally, a line of work has explored improving language model reasoning via self-generated data, filtering data with verifier and iteratively fine-tuning on the filtered data, a process which we refer to as filtered iterative SFT in our work. Self-Taught Reasoner (STaR) [21] fine-tunes a model on its self generated data by iteratively producing rationales using greedy decoding. It retains only samples whose rationales lead to correct answers. Subsequent works have replaced greedy decoding with temperature sampling as an alternative data generation strategy. Rejection Sampling Fine-Tuning (RFT) [20] collects reasoning paths by generating multiple outputs from a supervised model and filtering them using binary feedback (accepted/rejected). The model is then fine-tuned once on the accepted samples. RAFT (Reward-ranked Fine-Tuning) [5] introduces an iterative framework consisting of three steps: (1) generate a batch of outputs from the model; (2) score the outputs using a reward function and filter high-reward samples and (3) fine-tune the model on the filtered data.

Reinforced Self-Training (ReST) [7] similarly generates multiple output sequences per prompt, scores them with a reward function, and fine-tunes the model using a reward-weighted loss, rather than hard filtering. ReST^{EM} [14] extends this setup by fine-tuning the original base model in each iteration, instead of the latest model checkpoint. These methods collectively explore different ways to combine self-generated data, filtering, and reward signals for language model fine-tuning.

The recent and growing work has focused on variations to GRPO Framework. GRPO [12] introduces a group-relative advantages, avoiding state-based value estimation by directly assigning advantages based on relative scores within a group. Several follow-up works build on or modify GRPO in different ways. Dr-GRPO [9] removes standard deviation normalization and sample-length scaling from the GRPO loss, and points out that the objective may introduce a bias toward longer responses. GRPO-Lead [22] extends GRPO by adding a length-dependent reward to encourage concise outputs, an explicit penalty to reduce low-precision responses, and an advantage reweighting strategy to handle limited rollout data.

In parallel, DAPO [18] introduces a different set of techniques for long chain-of-thought settings. It uses token-level policy gradient loss and includes four key components: Clip-Higher to maintain policy diversity, Dynamic Sampling to improve training stability, Overlong Reward Shaping to reduce noise from long outputs, and the removal of flat-reward samples from training. VAPO [19] builds on DAPO by introducing value model pretraining, a decoupled and length-adaptive GAE, and group sampling to better handle sparse rewards and variable-length responses.

In this work, We argue that GRPO and its variants, despite their RL framing, rely on structural simplifications such as degenerate MDPs and uniform token-level reward assignment, which reduce the actual learning process to iterative

filtered supervised fine-tuning. A Very recent work, RAFT++ [16] also extended RAFT by incorporating importance sampling and clipping and shows comparable performance as GRPO.

Further, there have been claims that the longer responses reflect greater reasoning, with increased length often linked to higher accuracy and emergent capabilities. In response, recent works aim to reduce output length while maintaining accuracy, particularly with sample level loss in DAPO[18] and Dr. GRPO [9], length-dependent penalties in [19, 1, 2]. However, we show this is more likely a side effect of the uniform advantage distribution followed with length scaling rather than true emergent reasoning. Further, [6] shows theoretical analysis that generation of longer responses stems from RL-based optimization during training.

3 Background

3.1 Standard MDP Formulation

A finite horizon Markov Decision Process (MDP) can be formally represented by a tuple $M = \langle S, A, P, r, \rho, H \rangle$. Here, S is a finite set representing the state space, A is a finite set representing the action space, and $P(s'|s, a)$ denotes the transition probability distribution from state s to state s' given action a . The scalar reward function $r(s, a)$ indicates the immediate reward received after performing action a in state s , while $\rho(s_0)$ describes the initial state distribution. The term H represents the finite time horizon over which the process evolves. The solution to such an MDP is given by a policy $\pi(a|s)$, which provides a distribution over actions for each state, guiding the decision-making process to maximize cumulative rewards.

3.2 LLM-MDP

Let’s now consider the popular MDP model used for LLMs introduced in DeepSeek-R1 paper [8]. In this scenario, the LLM acts as an agent interacting with an environment whose state space is the set of all possible token sequences up to a maximum length H , defined as $S = \bigcup_{k=0}^H \mathcal{V}^k$. with \mathcal{V} representing a finite vocabulary of tokens. The action space A is precisely this vocabulary \mathcal{V} , corresponding to the selection of individual tokens.

The state transition dynamics in this MDP is deterministic. Given a current state $s_h = (v_1, \dots, v_{k-1})$ and an action $a_h = v_k$, the subsequent state s_{h+1} is deterministically formed by appending v_k to the existing sequence, thus $P(s_{h+1} = (v_1, \dots, v_k) | s_h, a_h) = 1$.

Episodes in this MDP formulation correspond to the generation of complete token sequences. Each episode ends either upon the generation of a special end-of-sequence token indicating the completion of the response or upon reaching the predefined maximum sequence length H . The initial state s_0 represents the question prompt from a reasoning problem dataset.

Rewards in this formulation are defined explicitly through an external verifier. Upon episode termination, a reward of 1 is given only if the terminal state s_H , representing the complete sequence generated by the LLM agent, correctly solves the given problem, otherwise, the reward is zero.

3.2.1 Structural Assumptions of the LLM-MDP

This degenerate MDP formulation adheres broadly to standard MDP properties, but introduces two distinct structural assumptions.

1. **States as sequences of actions:** The state is represented as a sequence of tokens generated so far. This implies that each state inherently encodes the complete trajectory of actions (tokens). Hence, unlike standard MDPs, each state explicitly contains the historical context of actions taken to reach it from the initial state.
2. **Terminal reward and credit assignment:** Rewards are determined solely by an external verification at the terminal state, explicitly depending on the correctness of the final sequence. DeepSeek-R1 also shortcuts the credit assignment problem by splitting the reward (or any derived advantage metric, such as the group relative advantage used in GRPO) evenly across all tokens within the terminal sequence. This kind of reward assignment relaxes the conventional RL premise of making intermediate decisions based on expected future returns.

3.3 RL for LLM-MDP

In the context of LLM-MDP, the RL agent-environment interaction is as follows, at the beginning of each episode, the environment provides an initial state s_0 , which corresponds to the question prompt or input context for a reasoning task.

The LLM, acting as the RL agent, selects an action a_h - a token from the vocabulary set \mathcal{V} using LLM policy π_θ based on the current state s_h , which is the sequence of previously generated tokens and the question prompt. The environment then deterministically transitions to next state s_{h+1} by concatenating the selected token to the current sequence, i.e. $s_{h+1} = (s_h, a_h)$. This process continues until the agent generates a special end-of-sequence (EOS) token or reaches a predefined maximum sequence length H , at which point the episode terminates. Upon termination, a scalar reward is assigned by an external verifier if the final generated sequence² constitutes a correct solution, the trajectory receives a reward of 1; otherwise, it receives a reward of 0.

In this setting, fine-tuning an LLM is equivalent to improving the agent’s policy π_θ to maximize the expected cumulative reward. RL policy gradient methods are well-suited for this task, as LLMs are transformer-based parameterized neural networks that output a probability distribution over the vocabulary given the context. In the next subsection, we provide an overview of GRPO [12], a policy gradient method used for fine-tuning LLMs.

3.4 Group Relative Policy Optimization (GRPO)

Group Relative Policy Optimization (GRPO) is a reinforcement learning algorithm introduced to reduce the computational cost of standard policy optimization methods, particularly in the context of fine-tuning large language models (LLMs). Traditional policy optimization methods, such as PPO, often require training a separate critic model to estimate the value function, which can be computationally expensive—especially when the critic is as large as the policy model itself. GRPO avoids this overhead by estimating the advantage function using relative rankings within a group of sampled outputs, instead of relying on a separate value network.

Given a question q , GRPO samples a group of G responses $\{o_1, \dots, o_G\}$ from the old policy $\pi_{\theta_{\text{old}}}$. For each token $o_{i,t}$ in response o_i , the updated policy π_θ is trained to maximize the following objective:

$$\begin{aligned} \mathcal{J}(\theta) = & \mathbb{E}_{q \sim P(Q), \{o_i\}_{i=1}^G \sim \pi_{\theta_{\text{old}}}(O|q)} \\ & \frac{1}{G} \sum_{i=1}^G \frac{1}{|o_i|} \sum_{t=1}^{|o_i|} \left\{ \min \left(\frac{\pi_\theta(o_{i,t}|q, o_{i,<t})}{\pi_{\theta_{\text{old}}}(o_{i,t}|q, o_{i,<t})} \hat{A}_{i,t}, \text{clip} \left(\frac{\pi_\theta(o_{i,t}|q, o_{i,<t})}{\pi_{\theta_{\text{old}}}(o_{i,t}|q, o_{i,<t})}, 1 - \varepsilon, 1 + \varepsilon \right) \hat{A}_{i,t} \right) \right. \\ & \left. - \beta \mathbb{D}_{KL} [\pi_\theta \| \pi_{\text{ref}}] \right\} \end{aligned} \quad (1)$$

Here, ε clipping factor is hyperparameter, $\hat{A}_{i,t}$ is the standardized advantage for token $o_{i,t}$, computed from the group rewards $\mathbf{r} = \{r_1, r_2, \dots, r_G\}$ as:

$$\hat{A}_{i,t} = \frac{r_i - \text{mean}(\mathbf{r})}{\text{std}(\mathbf{r})}$$

Additionally, a KL penalty term is included to ensure that the updated policy does not deviate too far from a reference policy, with β controlling the strength of this regularization. The KL divergence is computed at the token level as:

$$\mathbb{D}_{KL} [\pi_\theta \| \pi_{\text{ref}}] = \frac{\pi_\theta(o_{i,t})}{\pi_{\theta_{\text{old}}}(o_{i,t})} - \log \left(\frac{\pi_\theta(o_{i,t})}{\pi_{\theta_{\text{old}}}(o_{i,t})} \right) - 1$$

4 GRPO as Filtered Iterative Supervised Fine-Tuning

In this section, we show how the GRPO objective, under common structural assumptions made in the LLM-MDP formulation, simplifies to a form that closely resembles filtered iterative supervised fine-tuning (F-ISFT). We argue that when responses are assigned binary rewards via an external verifier and the resulting advantages are uniformly distributed across tokens, the GRPO update effectively reduces to weighted supervised learning over both positively and negatively labeled responses.

²In practice, large language models (LLMs) often generate intermediate reasoning traces (e.g., between `<Think>` tags) followed by final answers (between `<Sol>` tags), where the `<Think>` section reflects chain-of-thought reasoning and the `<Sol>` section is evaluated by a verifier. However, as in the DeepSeek formulation, the state is defined as the sequence of tokens without distinguishing between reasoning and solution parts. We adopt the same simplification and treat the state as the just token sequence, irrespective of internal structure.

4.1 Simplifying the GRPO Objective

We begin with the GRPO objective:

$$\mathcal{J}(\theta) = \mathbb{E}_{q \sim P(Q), \{o_i\}_{i=1}^G \sim \pi_{\theta_{\text{old}}}(O|q)} \left[\frac{1}{G} \sum_{i=1}^G \frac{1}{|o_i|} \sum_{t=1}^{|o_i|} \left\{ \min \left(\mathcal{I}\mathcal{R}_{i,t}(\theta) \hat{A}_{i,t}, \text{clip} \left(\mathcal{I}\mathcal{R}_{i,t}(\theta), 1 - \varepsilon, 1 + \varepsilon \right) \hat{A}_{i,t} \right) - \beta \mathbb{D}_{KL} [\pi_{\theta} \parallel \pi_{\text{ref}}] \right\} \right] \quad (2)$$

where $\mathcal{I}\mathcal{R}_{i,t}(\theta)$ is the importance sampling ratio:

$$\mathcal{I}\mathcal{R}_{i,t}(\theta) = \frac{\pi_{\theta}(o_{i,t}|q, o_{i,<t})}{\pi_{\theta_{\text{old}}}(o_{i,t}|q, o_{i,<t})} \quad (3)$$

Recent works ([9], [18], [19]) show that the KL penalty term has limited effect on performance, since the clipping operation already keeps the updated policy within the trust region of the old policy ([10], [11]). Therefore, we can relax the KL penalty term from the objective, simplifying it to:

$$\mathcal{J}(\theta) = \mathbb{E} \left[\frac{1}{G} \sum_{i=1}^G \frac{1}{|o_i|} \sum_{t=1}^{|o_i|} \min \left(\mathcal{I}\mathcal{R}_{i,t}(\theta) \hat{A}_{i,t}, \text{clip} \left(\mathcal{I}\mathcal{R}_{i,t}(\theta), 1 - \varepsilon, 1 + \varepsilon \right) \hat{A}_{i,t} \right) \right] \quad (4)$$

Now let's assume that the importance sampling ratio $\mathcal{I}\mathcal{R}_{i,t}(\theta)$ are within the clipping range $(1 - \varepsilon, 1 + \varepsilon)$ later we can put the clipping again, the objective further simplifies to:

$$\mathcal{J}(\theta) = \mathbb{E} \left[\frac{1}{G} \sum_{i=1}^G \frac{1}{|o_i|} \sum_{t=1}^{|o_i|} \mathcal{I}\mathcal{R}_{i,t}(\theta) \hat{A}_{i,t} \right] \quad (5)$$

Since the relative advantage $\hat{A}_{i,t}$ is computed at the output level and is constant across all tokens $o_{i,t}$ for a given response o_i , we can pull it out of the inner summation as $\hat{A}_{i,t} = \hat{A}_i$. This further simplifies the objective:

$$\mathcal{J}(\theta) = \mathbb{E} \left[\frac{1}{G} \sum_{i=1}^G \frac{\hat{A}_i}{|o_i|} \sum_{t=1}^{|o_i|} \mathcal{I}\mathcal{R}_{i,t}(\theta) \right] \quad (6)$$

4.2 Decomposing by Positive and Negative Responses

Given a question q , we can divide its G responses $\{o_1, o_2, \dots, o_G\}$ sampled from the old policy $\pi_{\theta_{\text{old}}}$ into the group of positive responses \mathcal{G}^+ and group of negative responses \mathcal{G}^- based on the binary reward value assigned to each responses from the external verifier. Since every positive response of a given question q the relative score will be the same we denote it as \hat{A}_q^+ and the relative advantage score for negative responses will also be the same we denote it as \hat{A}_q^- . Now we can split the objective function in positive trajectory and negative trajectory of given question q and the objective equation is written as -

$$\mathcal{J}(\theta) = \mathbb{E} \left[\frac{1}{G} \left[\sum_{i=1}^{\mathcal{G}^+} \frac{\hat{A}_q^+}{|o_i|} \sum_{t=1}^{|o_i|} \mathcal{I}\mathcal{R}_{i,t}(\theta) + \sum_{i=1}^{\mathcal{G}^-} \frac{\hat{A}_q^-}{|o_i|} \sum_{t=1}^{|o_i|} \mathcal{I}\mathcal{R}_{i,t}(\theta) \right] \right] \quad (7)$$

To simplify the notation, we assume that all responses have a fixed length of H , with any required padding added after the EOS token. We define $A_q^+ = \frac{\hat{A}_q^+}{H}$ and $A_q^- = \frac{\hat{A}_q^-}{H}$, allowing us to rewrite the objective function as:

$$\mathcal{J}(\theta) = \mathbb{E} \left[\frac{1}{G} \left[A_q^+ \sum_{i=1}^{\mathcal{G}^+} \sum_{t=1}^H \mathcal{I}\mathcal{R}_{i,t}(\theta) + A_q^- \sum_{i=1}^{\mathcal{G}^-} \sum_{t=1}^H \mathcal{I}\mathcal{R}_{i,t}(\theta) \right] \right] \quad (8)$$

The objective function derived above closely resembles that of filtered iterative supervised fine-tuning (F-ISFT). In standard F-ISFT, only positive responses are considered when updating the model parameters, with the goal of increasing the log-likelihood of their tokens. However, if we also incorporate negative responses into the objective—by increasing the log-likelihood for positive responses and decreasing it for negative ones—we obtain performance comparable to that of GRPO.

In this formulation, the terms A_q^+ and A_q^- serve as adaptive weights for the positive and negative components of the objective, respectively. These relative advantage scores implicitly encode the difficulty of the question q . When a question is either very easy or very hard for the model, the variance among the responses tends to be low, leading GRPO to assign smaller weights to both the positive and negative terms. In contrast, for questions of moderate difficulty, where response variance is higher, GRPO assigns proportionally larger weights to both terms, thus emphasizing learning from such examples.

The gradient of the above objective can be expressed using the identity $\nabla_{\theta} \pi(\theta) = \pi(\theta) \nabla_{\theta} \log \pi(\theta)$, which allows us to represents the gradient in terms of the log-probability of the tokens under the current policy.

$$\begin{aligned} \nabla_{\theta} \mathcal{J}(\theta) = \mathbb{E} \left[\frac{1}{G} \left[A^+ \sum_{i=1}^{G^+} \sum_{t=1}^H \mathcal{I} \mathcal{S} \mathcal{R}_{i,t}(\theta) \nabla_{\theta} \log(\pi_{\theta}(o_{i,t}|q, o_{i,<t})) \right. \right. \\ \left. \left. + A^- \sum_{i=1}^{G^-} \sum_{t=1}^H \mathcal{I} \mathcal{S} \mathcal{R}_{i,t}(\theta) \nabla_{\theta} \log(\pi_{\theta}(o_{i,t}|q, o_{i,<t})) \right] \right] \end{aligned} \quad (9)$$

5 Length Bias in GRPO

Building on the length bias proof with GAE estimates in PPO [6], we analyze how GRPO’s group-normalized advantage estimation introduces a similar bias toward longer responses, even though GRPO does not use GAE. For a response with reward r_i in a group \mathcal{G} , the group relative advantage is defined as:

$$A_i = \frac{r_i - \mu_{\mathcal{G}}}{\sigma_{\mathcal{G}}}, \quad (10)$$

where $\mu_{\mathcal{G}}$ and $\sigma_{\mathcal{G}}$ are the mean and standard deviation of rewards in the group.

Correct responses ($r_i > \mu_{\mathcal{G}}$, so $A_i > 0$): For loss calculation, the positive advantage is divided by the response length. Thus, shorter correct responses yield a larger per-token advantage, incentivizing shorter answers.

Incorrect responses ($r_i < \mu_{\mathcal{G}}$, so $A_i < 0$): Similarly, the negative advantage is also divided by the response length. As a result, the longer incorrect responses reduce the penalty applied to each token. This creates an incentive for the model to generate longer incorrect outputs in order to minimize the average per-token penalty. Thus:

- For correct answers, shorter responses yield higher per-token rewards.
- For incorrect answers, longer responses reduce the per-token penalty, subtly encouraging longer responses.

As we can see that this behavior results from structural assumptions, particularly, dividing the advantage equally across tokens and scaling it by the length of the response. Yet, the longer responses are often interpreted as signs of ‘learning to reason’ [8], even though they result from these assumptions. We will provide further analysis in the Appendix.

6 Experimental Results

In this section, we present an experimental analysis supporting our hypothesis that, under the structural assumptions of the LLM-MDP formulation (see Section 3.2), Filtered-ISFT on both positive and negative outputs has the similar performance to that of GRPO. Furthermore, we empirically demonstrate that the observed increase in response length during GRPO training is a consequence of uniformly allocating the relative advantage score across all tokens in a response.

6.1 Experimental Setup

Datasets: We present our analysis on two datasets - 1) the *GSM8K* dataset [3], which is a widely used benchmark dataset consisting of grade school math problems, designed to evaluate the reasoning capabilities of large language models. It contains 8.5K problems, each paired with a question and a answer. The dataset is divided into 7.5K training problems and 1K test problems. And, 2) *Countdown* dataset [4], which is a generalized version of the classic 24 Game [17], where the objective is to combine a set of input numbers using basic arithmetic operations (+, −, ×, ÷) to reach a specified target number. In this dataset, each problem consists of 3 to 4 two-digit input numbers, with the target number also being a two-digit number. The dataset contains 9K examples, split into 8K training instances and 1K test instances.

Models: We conduct our experiments using two base models from the Qwen-2.5 family: (1) Qwen-2.5-0.5B and (2) Qwen-2.5-1.5B.

Baselines: We compare the performance of the following baselines in our experiments:

- **GRPO:** Group Relative Policy Optimization optimizes the objective function defined in Equation - 1 and updates the base language model parameters by reinforcing it with outputs sampled from the real-time policy model.
- **GRPO-wo-KL:** GRPO without the KL penalty term. In this baseline, we relax the KL divergence regularization from the GRPO objective, allowing us to evaluate GRPO’s performance without this constraint. This is particularly relevant since the filtered iterative supervised fine-tuning baselines do not include a KL penalty.
- **Filtered-ISFT⁺:** Filtered Iterative Supervised Fine-Tuning using only positive outputs. In this baseline, the base model is trained on filtered positive responses sampled from the real-time policy by maximizing the log-likelihood of the tokens in these positive outputs.
- **Filtered-ISFT⁻:** Filtered Iterative Supervised Fine-Tuning using only negative outputs. In this baseline, the base model is trained on filtered negative outputs sampled from the real-time policy by minimizing the log-likelihood of the tokens in these negative outputs.
- **Filtered-ISFT⁺⁻:** Filtered Iterative Supervised Fine-Tuning using both positive and negative outputs. In this baseline, the base model is trained by increasing the log-likelihood of tokens in the filtered positive outputs and decreasing the log-likelihood of tokens in the filtered negative outputs, both sampled from the real-time policy model.

Training Hyper-parameters: For all baseline implementations, we use the VERL pipeline [13]. All baselines are trained with consistent hyperparameter settings to ensure fair comparison. The training batch size is set to 64 and the mini-batch size to 8 for both datasets. To ensure an equal number of training samples across baselines, we sample 5 responses per question prompt for each method. During response rollouts, the temperature is set to 0.6. The maximum prompt length is set to 512 for GSM8K and 256 for countdown, while the maximum response length is fixed at 1024 for both datasets. The learning rate is set to $1e-6$. For GRPO, we set the KL divergence coefficient to $\beta = 1e - 3$. In the case of Filtered-ISFT⁺⁻, we apply a constant weighting of 0.5 to both positive and negative responses throughout training. Model checkpoints are saved every 10 steps for evaluation on the test set. All experiments on the GSM8K dataset are conducted using a single A100 GPU, while Countdown experiments are run using two H100 GPUs. For the GSM8K dataset, both Qwen-2.5-0.5B and Qwen-2.5-1.5B models are trained for 145 global time steps, corresponding to 5 epochs. For the Countdown dataset, Qwen-2.5-0.5B is trained for 600 global time steps and Qwen-2.5-1.5B is trained for 240 global time steps.

6.2 Results and Discussion

Figure 1 & 2 show the results of baseline comparisons for the Qwen-2.5 models (0.5B and 1.5B parameters) on the GSM8K and Countdown datasets, respectively.

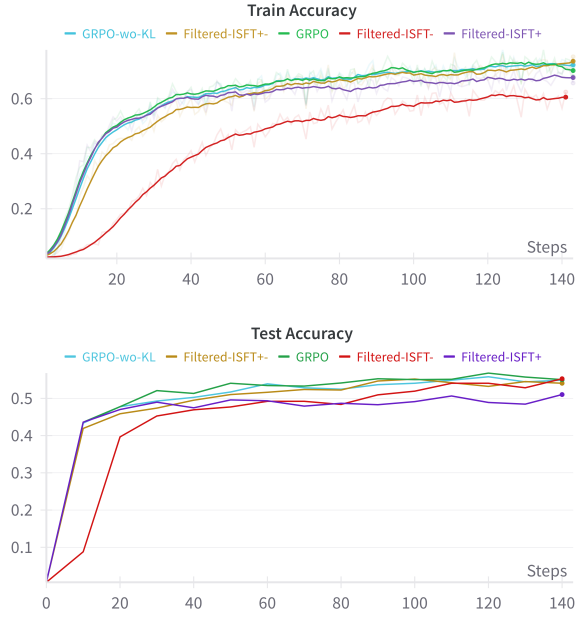
On GSM8K, all baselines show comparable performance. The accuracy of Qwen-2.5-0.5B improves from 0.6% (base model) to 65%, while Qwen-2.5-1.5B improves from 22.7% to 85%. Filtered Filtered-ISFT⁺⁻, which incorporates both positive and negative samples, exhibits training dynamics and test accuracy nearly identical to GRPO. Furthermore, using only positive samples, Filtered-ISFT⁺ has similar performance, suggesting that the core benefits of GRPO can be replicated without reinforcement learning under these structural assumptions.

On Countdown dataset, we observe greater variance across baselines. GRPO without KL regularization shows lower performance, possibly due to increased exploration during training. The base model accuracies for Qwen-2.5-0.5B and Qwen-2.5-1.5B are 4.5% and 9.7%, which improve to 45% and 70% respectively after post-training. On validation, Filtered ISFT⁺ achieves slightly higher performance than GRPO with Qwen-2.5-0.5B, while GRPO yields better results with Qwen-2.5-1.5B. This results also shows that the GRPO and Filtered-ISFT⁺⁻ has similar performance.

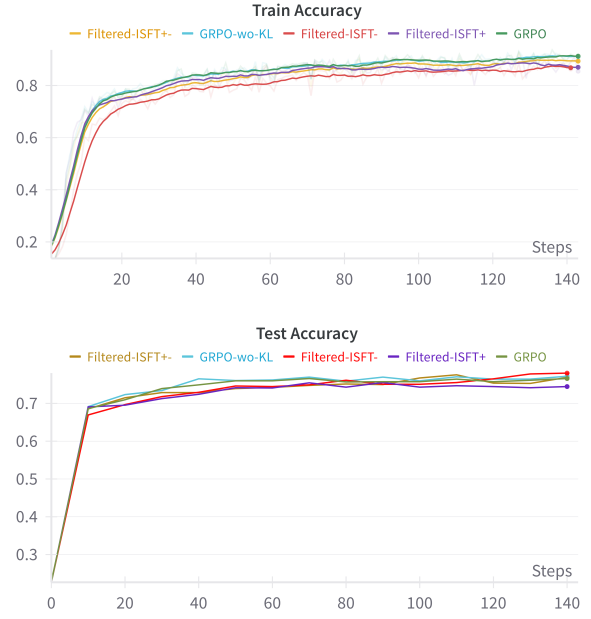
As a sanity check, we also evaluated Filtered-ISFT⁻, which uses only negative samples during fine-tuning. While its performance on GSM8K was on par with other baselines, it significantly underperformed on Countdown. This indicates that negative-only supervision may be inadequate for more challenging tasks like Countdown, where positive examples likely play a critical role in guiding learning and improving generalization.

Our empirical analysis demonstrates that, under the given structural assumptions, reinforcement learning on current LLM MDP architectures is effectively equivalent to filtered iterative supervised fine-tuning (SFT), incorporating both positive and negative samples.

Figure 3 shows the average response length throughout training on GSM8K and Countdown using Qwen-2.5-0.5B Model and Qwen-2.5-1.5B Model respectively on train-set. We observe that the RL post training with GRPO, initially reduces response length, but it increases again in later stages. We attribute this behavior to RL’s tendency to incentivize



(a) Base-Model: Qwen-2.5-0.5B

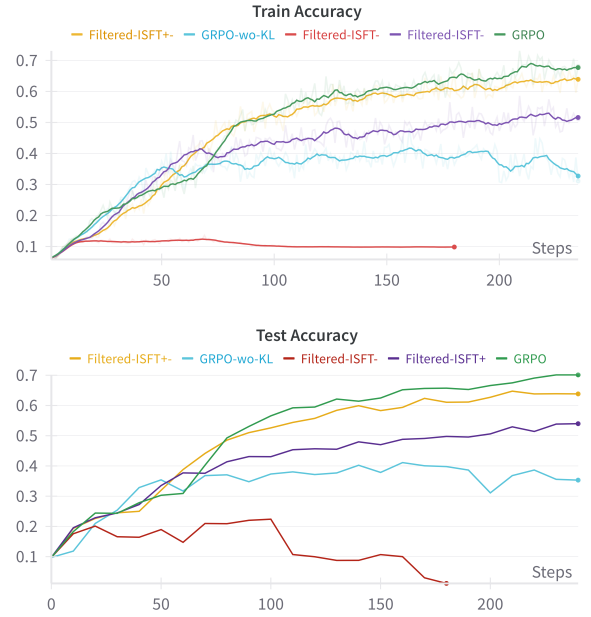


(b) Base-Model: Qwen-2.5-1.5B

Figure 1: Average train and test accuracy on GSM8K dataset



(a) Base-Model: Qwen-2.5-0.5B



(b) Base-Model: Qwen-2.5-1.5B

Figure 2: Average train and test accuracy on Countdown dataset

longer responses as shown in Section 5, driven by the uniform distribution of advantages across all tokens along with length scaling.

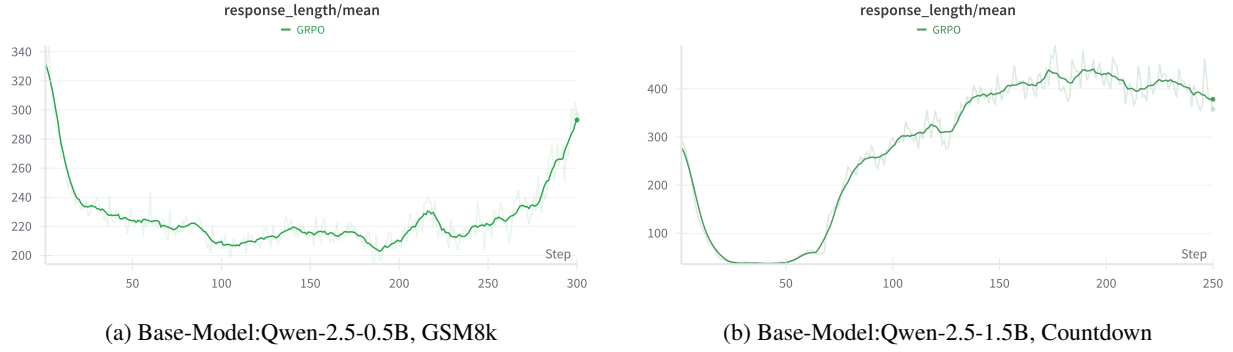


Figure 3: Average response Length over training.

7 Conclusion

In this work, we examine the structural assumptions underlying the popular LLM MDP formulation and analyze their impact on the application of reinforcement learning. Focusing on the widely adopted GRPO algorithm introduced by DeepSeek[8], we show that under assumptions such as representing states as sequences of actions, using terminal rewards, and uniformly distributing credit, GRPO closely resembles filtered iterative supervised fine-tuning. Our empirical results demonstrate that variants of Filtered Iterative SFT with both positive and negative samples, achieve performance comparable to GRPO. We also observe that RL-trained LLMs tend to generate longer responses, an effect often misattributed to improved reasoning. However, our findings suggest that this effect may result from biases in the training setup, specifically due to the uniform distribution of advantages combined with length-based scaling. While our paper shows that the specific structural assumptions used in the LLM-MDP framework popularized by DeepSeek R1 make RL partially degenerate, this doesn't preclude other LLM-MDP formulations such as the 2 LLM formulation described in [15].

8 Acknowledgements

This research is supported in part by ONR grant N0001423-1-2409, DARPA grant HR00112520016, and gifts from Qualcomm, J.P. Morgan and Amazon. We thank the entire Yochan group for helpful discussions, and Prof. Dimitri Bertsekas and Prof. Angelia Nedic for their insights on reinforcement learning.

References

- [1] Pranjal Aggarwal and Sean Welleck. L1: Controlling how long a reasoning model thinks with reinforcement learning. *arXiv preprint arXiv:2503.04697*, 2025.
- [2] Daman Arora and Andrea Zanette. Training language models to reason efficiently. *arXiv preprint arXiv:2502.04463*, 2025.
- [3] Karl Cobbe, Vineet Kosaraju, Mohammad Bavarian, Mark Chen, Heewoo Jun, Lukasz Kaiser, Matthias Plappert, Jerry Tworek, Jacob Hilton, Reiichiro Nakano, Christopher Hesse, and John Schulman. Training verifiers to solve math word problems. *arXiv preprint arXiv:2110.14168*, 2021.
- [4] Countdown. Countdown (game show). [https://en.wikipedia.org/wiki/Countdown_\(game_show\)](https://en.wikipedia.org/wiki/Countdown_(game_show)). [Accessed 13-05-2025].
- [5] Hanze Dong, Wei Xiong, Deepanshu Goyal, Yihan Zhang, Winnie Chow, Rui Pan, Shizhe Diao, Jipeng Zhang, Kashun Shum, and Tong Zhang. Raft: Reward ranked finetuning for generative foundation model alignment. *arXiv preprint arXiv:2304.06767*, 2023.
- [6] Mehdi Fatemi, Banafsheh Rafiee, Mingjie Tang, and Kartik Talamadupula. Concise reasoning via reinforcement learning. *arXiv preprint arXiv:2504.05185*, 2025.

- [7] Caglar Gulcehre, Tom Le Paine, Srivatsan Srinivasan, Ksenia Konyushkova, Lotte Weerts, Abhishek Sharma, Aditya Siddhant, Alex Ahern, Miaosen Wang, Chenjie Gu, et al. Reinforced self-training (rest) for language modeling. *arXiv preprint arXiv:2308.08998*, 2023.
- [8] Daya Guo, Dejian Yang, Haowei Zhang, Junxiao Song, Ruoyu Zhang, Runxin Xu, Qihao Zhu, Shirong Ma, Peiyi Wang, Xiao Bi, et al. Deepseek-r1: Incentivizing reasoning capability in llms via reinforcement learning. *arXiv preprint arXiv:2501.12948*, 2025.
- [9] Zichen Liu, Changyu Chen, Wenjun Li, Penghui Qi, Tianyu Pang, Chao Du, Wee Sun Lee, and Min Lin. Understanding r1-zero-like training: A critical perspective. *arXiv preprint arXiv:2503.20783*, 2025.
- [10] John Schulman, Sergey Levine, Pieter Abbeel, Michael Jordan, and Philipp Moritz. Trust region policy optimization. In *International conference on machine learning*, pages 1889–1897. PMLR, 2015.
- [11] John Schulman, Filip Wolski, Prafulla Dhariwal, Alec Radford, and Oleg Klimov. Proximal policy optimization algorithms. *arXiv preprint arXiv:1707.06347*, 2017.
- [12] Zhihong Shao, Peiyi Wang, Qihao Zhu, Runxin Xu, Junxiao Song, Xiao Bi, Haowei Zhang, Mingchuan Zhang, YK Li, Y Wu, et al. Deepseekmath: Pushing the limits of mathematical reasoning in open language models. *arXiv preprint arXiv:2402.03300*, 2024.
- [13] Guangming Sheng, Chi Zhang, Zilingfeng Ye, Xibin Wu, Wang Zhang, Ru Zhang, Yanghua Peng, Haibin Lin, and Chuan Wu. Hybridflow: A flexible and efficient rlhf framework. *arXiv preprint arXiv: 2409.19256*, 2024.
- [14] Avi Singh, John D Co-Reyes, Rishabh Agarwal, Ankesh Anand, Piyush Patil, Xavier Garcia, Peter J Liu, James Harrison, Jaehoon Lee, Kelvin Xu, et al. Beyond human data: Scaling self-training for problem-solving with language models. *arXiv preprint arXiv:2312.06585*, 2023.
- [15] Karthik Valmeekam, Kaya Stechly, Atharva Gundawar, and Subbarao Kambhampati. A systematic evaluation of the planning and scheduling abilities of the reasoning model o1. *Transactions on Machine Learning Research*, 2025.
- [16] Wei Xiong, Jiarui Yao, Yuhui Xu, Bo Pang, Lei Wang, Doyen Sahoo, Junnan Li, Nan Jiang, Tong Zhang, Caiming Xiong, et al. A minimalist approach to llm reasoning: from rejection sampling to reinforce. *arXiv preprint arXiv:2504.11343*, 2025.
- [17] Mengjiao Sherry Yang, Dale Schuurmans, Pieter Abbeel, and Ofir Nachum. Chain of thought imitation with procedure cloning. *Advances in Neural Information Processing Systems*, 35:36366–36381, 2022.
- [18] Qiyang Yu, Zheng Zhang, Ruofei Zhu, Yufeng Yuan, Xiaochen Zuo, Yu Yue, Tiantian Fan, Gaohong Liu, Lingjun Liu, Xin Liu, et al. Dapo: An open-source llm reinforcement learning system at scale. *arXiv preprint arXiv:2503.14476*, 2025.
- [19] Yufeng Yuan, Qiyang Yu, Xiaochen Zuo, Ruofei Zhu, Wenyuan Xu, Jiaze Chen, Chengyi Wang, TianTian Fan, Zhengyin Du, Xiangpeng Wei, et al. Vapo: Efficient and reliable reinforcement learning for advanced reasoning tasks. *arXiv preprint arXiv:2504.05118*, 2025.
- [20] Zheng Yuan, Hongyi Yuan, Chengpeng Li, Guanting Dong, Keming Lu, Chuanqi Tan, Chang Zhou, and Jingren Zhou. Scaling relationship on learning mathematical reasoning with large language models. *arXiv preprint arXiv:2308.01825*, 2023.
- [21] Eric Zelikman, Yuhuai Wu, Jesse Mu, and Noah Goodman. Star: Bootstrapping reasoning with reasoning. *Advances in Neural Information Processing Systems*, 35:15476–15488, 2022.
- [22] Jixiao Zhang and Chunsheng Zuo. Grpo-lead: A difficulty-aware reinforcement learning approach for concise mathematical reasoning in language models. *arXiv preprint arXiv:2504.09696*, 2025.

A Length Bias

To strengthen our argument on response length, we distinguish between the think part and the solution part of a response. Since the Verifier evaluates only the solution, the think part is never checked, and the overall accuracy is not influenced by its validity, even though the solution is conditioned on it. Thus, when we refer a response as long or short responses, we can treat the solution parts as equivalent and attribute length differences to the think part.

We find that, for a particular question, all correct responses share the same positive advantage, and all incorrect responses share the same negative advantage. The distinction arises from the length of these responses, as GRPO scales the final loss with response length. We reformulate this as scaling the advantage by the length of the response. As a result, longer responses, even if correct, may receive a smaller per-token learning signal, and vice versa.

RL aims to maximize accuracy through the correct solution part by selectively increasing the probability of tokens in the think part that contribute to correct solutions. These tokens could be part of either long or short responses but received higher advantages. Given this, the think part can be viewed as an prompt augmentation. Let us consider the length bias in the think part of responses with respect to correct and incorrect solution parts.

A.1 Length bias in Correct Solutions with different think parts

Consider a think part of length L_x with a correct solution, and another sequence of length $L_y > L_x$ that has also generated the correct solution part. Both receive the same reward, but their advantage per token differs because of length scaling. The shorter think part receives a higher advantage per token than the longer think part, due to length scaling. Similarly the solution tokens receive a higher advantage for the shorter think part than for the longer think part.

Now, let us analyze the conditional probabilities of solution parts given the different think parts.

The total loss can be decomposed into two parts: the **think** tokens and the **solution** tokens. (We analyze the simplified loss without clipping, as clipping limits updates and does not affect our analysis.)

Let $L_x = T_x + S_x$ be the total length of sequence x , where:

- T_x is the number of “think” tokens (e.g., prompt augmentation)
- S_x is the number of “solution” tokens

Then the loss for Shorter sequence x is:

$$\mathcal{L}_x = -\frac{A_i}{L_x} \left(\sum_{t=1}^{T_x} \log \pi(o_t^{\text{think},x} | o_{<t}^x, q) + \sum_{t=T_x+1}^{L_x} \log \pi(o_t^{\text{sol},x} | o_{<t}^x, q) \right)$$

Similarly, for a longer sequence y with $L_y = T_y + S_y$:

$$\mathcal{L}_y = -\frac{A_i}{L_y} \left(\sum_{t=1}^{T_y} \log \pi(o_t^{\text{think},y} | o_{<t}^y, q) + \sum_{t=T_y+1}^{L_y} \log \pi(o_t^{\text{sol},y} | o_{<t}^y, q) \right)$$

We know that $L_x < L_y$

$$\frac{A_i}{L_x} > \frac{A_i}{L_y}$$

Since the solution parts are nearly identical, $o_t^{\text{sol},x} \approx o_t^{\text{sol},y} \approx o_t^{\text{sol}}$,

Consider the conditional probabilities of sol $\pi(o_t^{\text{sol}} | o^{\text{think},x}, q)$, $\pi(o_t^{\text{sol}} | o^{\text{think},y}, q)$ with shorter think parts and longer think parts respectively.

The posterior probability of solutions with shorter think part receives a stronger training signal compared to longer responses. Consequently, training increases the conditional probability assigned to correct solutions with fewer reasoning tokens. Thus, the model gradually favors shorter reasoning steps within correct responses.

However, as the length of the think part approaches zero, meaning "no think part", the RL objective tends to maximize the conditional probability of solutions without reasoning due to higher advantages. Yet, the initial likelihood of producing correct solutions without think part may be low, particularly for harder or unsolvable problems compared to solvable ones. Consequently, as illustrated in Figure 3 of main paper, we observe that the average response length decreases when the model encounters solvable problems but increases with unsolvable problems.

Thus, the think part emerge based on the initial likelihood and prior probabilities assigned by the base model, influencing the final solution depending on problem difficulty. We demonstrate that reinforcement learning consistently favors shorter correct responses over longer ones. However, we highlight that depending on the difficulty of the problem, it is unlikely the shortest feasible response would entirely lack a reasoning component. Instead, some minimal prompt augmentations or reasoning steps typically persist.

A.2 Length bias in Incorrect Responses with atleast one correct solution

Similarly, consider a prompt augmentation or think part of length L_x that results in an incorrect solution, and another think part of length L_y with $L_y > L_x$ that also leads to an incorrect solution. Due to length-based scaling, both responses receive different scaled advantage values per token. We assume that there exists another response of length greater than L_y that yields a correct solution; otherwise, the advantage values would vanish.

We know that $L_x < L_y$, and

$$\frac{A_i}{L_x} < \frac{A_i}{L_y}, \quad \text{as } A_i \text{ is negative}$$

With similar argument as above, consider the conditional probabilities/posterior of solution tokens, $\pi(o_t^{\text{sol}} | o^{\text{think},x}, q)$, $\pi(o_t^{\text{sol}} | o^{\text{think},y}, q)$ with shorter and longer think parts respectively.

The posterior probability of an incorrect solution with a shorter response receives a stronger negative signal compared to a longer response with incorrect solution. This leads to a decrease in the conditional probability of generating solutions with shorter think parts, thereby encouraging the model to produce longer think parts. For incorrect responses, scaling the advantage by length further contributes to an overall increase in response length. We present empirical evidence supporting this behavior below. Notably, this signal to generate longer reasoning segments is reinforced only when at least one correct response exists among the set of generated responses.

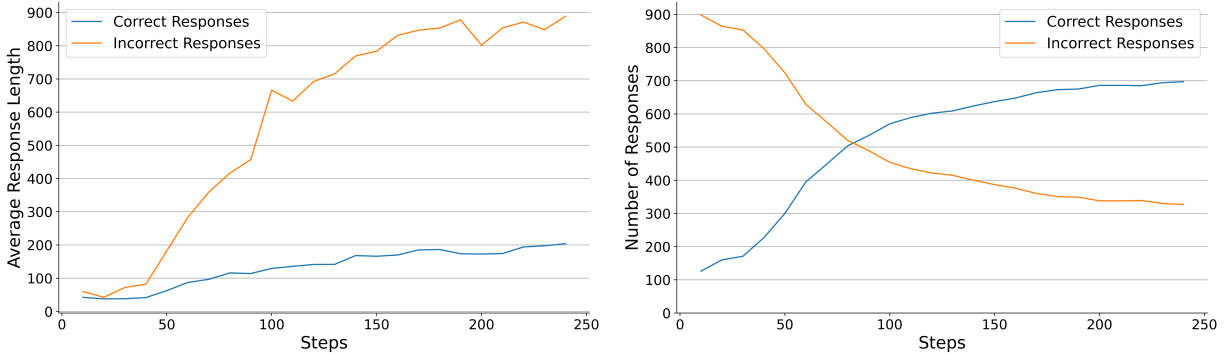


Figure 4: Left: Average response lengths for correct and incorrect responses. Right: Number of correct and incorrect responses, on the Countdown test dataset at each evaluation step during post-training of the Qwen-2.5-1.5B base model using the GRPO algorithm.

A.3 Length Bias - Experimental Results

Figure 4 presents an empirical analysis of response length and number of correct vs incorrect samples on Countdown dataset during RL post-training of the Qwen-2.5-1.5B model using GRPO. The left side of the figure shows the average response lengths for correct and incorrect samples, while the right side shows the number of correct and incorrect responses throughout training.

These observations support our analysis from Sections A.1 and A.2. Specifically, the average length of incorrect responses increases as training progresses, whereas the length of correct responses remains relatively stable. Moreover, the number of correct responses consistently rises, while the number of incorrect responses declined. Thus, we analyze the increase in average response length by separating it into contributions from correct and incorrect responses. Our findings show that the increase is mainly caused by the incorrect responses. This can be explained by the structural assumptions, particularly by uniform advantage distribution across tokens and scaling the advantage by length during training. Moreover, we find no evidence that longer responses lead to better reasoning and that the reasoning abilities could emerge due to increased response length.

B Additional Experiments Results

Figures 5 and 6 illustrate the average train and test accuracies of all baselines across 2 random seeds³ for both Qwen-2.5 base models evaluated on the GSM8K and Countdown datasets, respectively.

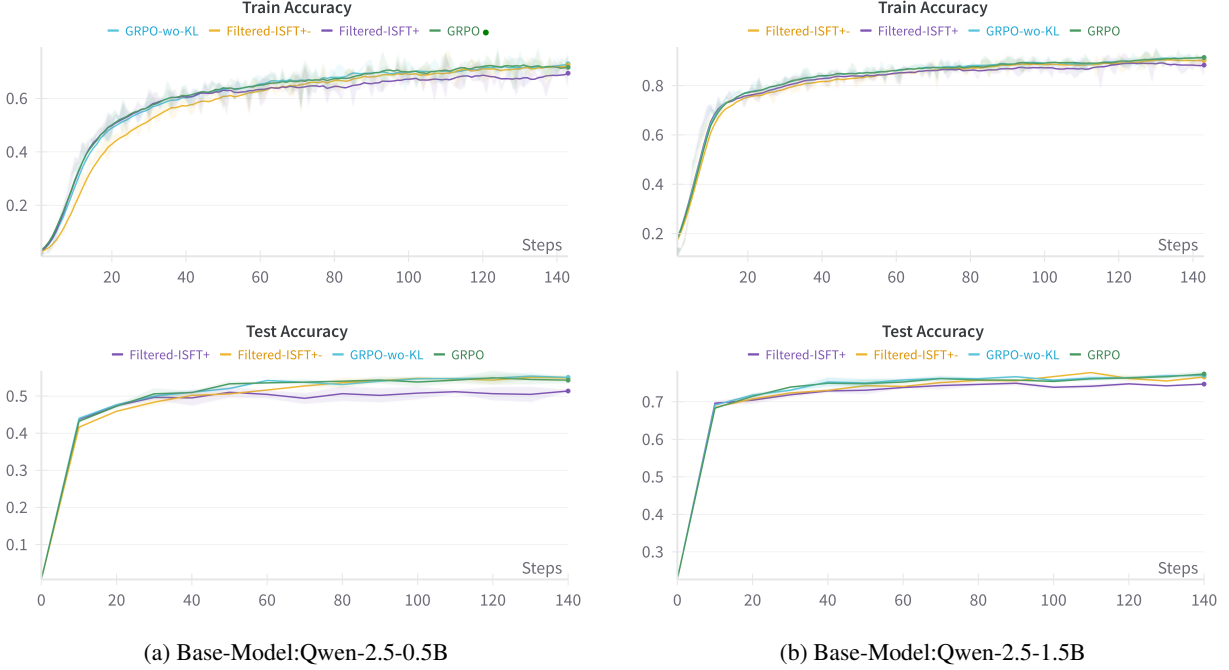


Figure 5: Performance comparison of all baselines (except Filtered-ISFT⁻, omitted due to high variance) on GSM8K train and test datasets for Qwen-2.5-0.5B (left column) and Qwen-2.5-1.5B (right column). The y-axis represents the average test and train accuracy computed over 2 random seeds and the shaded region indicate the 95% confidence interval.

For GSM8K, all baselines exhibit comparable performance on both the train and test datasets. For the Countdown dataset, with the Qwen-2.5-0.5B model, GRPO-wo-KL shows slightly higher performance compared to other methods, while GRPO and Filtered-ISFT⁺ achieve similar results. With the Qwen-2.5-1.5B model, GRPO demonstrates higher performance; however, when considering the 95% confidence intervals, GRPO and Filtered-ISFT⁺ effectively perform equivalently.

³Note: Due to the high computational cost, all experiments in this analysis are conducted using only two random seeds for statistical evaluation.

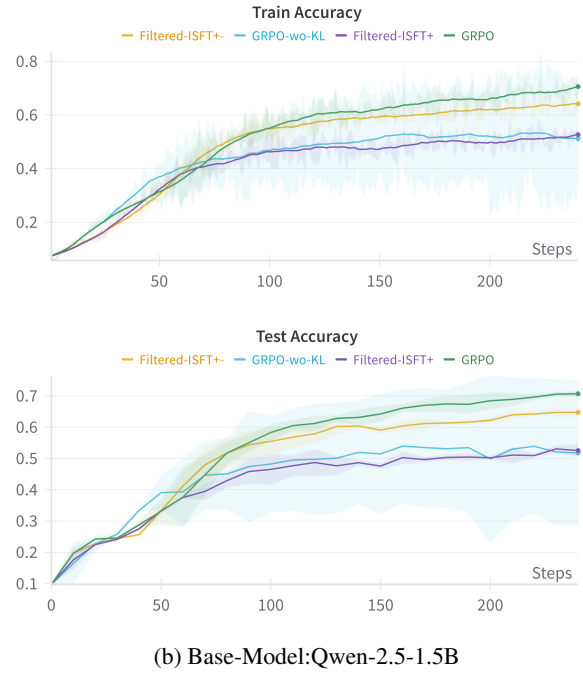
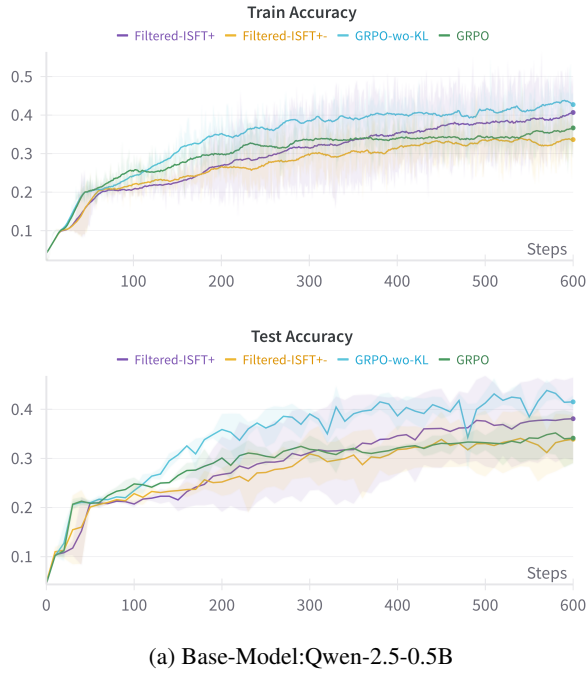


Figure 6: Performance comparison of all baselines (except Filtered-ISFT⁻, omitted due to high variance) on Countdown train and test datasets for Qwen-2.5-0.5B (left column) and Qwen-2.5-1.5B (right column). The y-axis represents the average test and train accuracy computed over 2 random seeds and the shaded region indicate the 95% confidence interval.